



<p><b>This Game:</b></p> <p>NOTRE DAME Fighting Irish (11-13, 2-9 ACC) at SMU Mustangs (16-7, 5-5 ACC)</p> <p>Tuesday, February 10 6 p.m. CT</p> <p>Dallas, Texas - David B. Miller Court at Moody Coliseum</p> <p>TV: ACC Network (Anish Shroff, Terrence Oglesby)</p> <p>SMU Radio: SMU App / Varsity Network App / SiriusXM 384, 974 (Rich Phillips, Scott Garner)</p>	<p><b>Next Game:</b></p> <p>SMU Mustangs at SYRACUSE Orange Sat., Feb. 14 - 2pm ET/1pm CT Syracuse, New York JMA Wireless Dome TV: The CW (Tom Werme, Mike Gminski) SMU Radio: SMU App / Varsity Network App / SiriusXM 392, 982 (Rich Phillips, Scott Garner)</p> <p><b>Following Game:</b></p> <p>[24/23] LOUISVILLE Cardinals at SMU Mustangs Tuesday, February 17 - 6pm CT Dallas, Texas - David B. Miller Court at Moody Coliseum TV: ESPN or ESPN2 or ESPNU SMU Radio: SMU App / Varsity Network App / SiriusXM 389, 979 (Rich Phillips, Scott Garner)</p>	<p><b>Head Coach</b> .....Andy Enfield</p> <p><b>Overall</b>.....301-193 (15th season)</p> <p><b>At SMU</b>.....40-18 (2nd season)</p> <p>Location (Enrollment) .....Dallas, Texas (12,544)</p> <p>Conference .....ACC</p> <p>Colors.....Red &amp; Blue</p> <p>Arena .....Moody Coliseum (7,000)</p> <p>Court .....David B. Miller Court</p> <p>President .....Jay Hartzell</p> <p>Director of Athletics .....Damon Evans</p> <p>Basketball SID.....Herman Hudson / hermanh@smu.edu</p> <p>Office/Cell Phone .....214-768-1304 / 214-924-0358</p> <p>Website .....SMUMustangs.com</p> <p>Facebook ...../SMUMustangs, /SMUBasketball</p> <p>Twitter .....@SMUMustangs, @SMUBasketball</p> <p>Instagram .....@SMU.Mustangs, @SMUBasketball</p> <p>Mobile App.....SMUMustangs.com/App</p> <p>Credentials .....SMUMustangs.com/media</p> <p>.....Laurence Thompson / laurencet@smu.edu</p>
---	--	--

2025-26 SMU Basketball • B.J. Edwards - ACC Player of the Week (Nov. 24, Dec. 29, Jan. 26) • Boopie Miller - Oscar Robertson Trophy Midseason Watch List, Lute Olson Award Early Season Watch List, Preseason All-ACC Second Team, The Athletics Midseason All-America Honorable Mention, AP National Player of the Week (Jan. 6), ACC Player of the Week (Jan. 5), Oscar Robertson Trophy National Players of the Week (Jan. 6), No. 30 on ESPN Midseason List • Jaron Pierre Jr. - Hoop Hype XL Player of the Game (Dec. 7) • March Madness National Team of the Week (Jan. 5) • No. 4 High School Recruiting Class

#### #MoodyMagic - Since 2013-14 season

Receiving votes or ranked in AP &/or Coaches Poll in 9 of 13 seasons (2013-14 to 2025-26), high of No. 8  
2 Conference Season Titles (2015, 2017) • 2 Conference Tournament Titles (2015, 2017) •  
2 NCAAAs (2015, 2017) • 5 NITs (2014 Final, 2021, 2022, 2024, 2025) • 2015-16 Las Vegas Classic Champs •  
2019-20 Southwestern Showdown Champs • 2024-25 Acrisure Holiday Invitational Champs •  
3 NBA Draft Picks • 4 League Players of the Year • 3 AP All-America Honorable Mention •  
Academic All-American • 3 Wooden Award Watch List • 4 Naismith Trophy Watch List •  
Karl Malone Award Watch List • 3 Bob Cousy Award Watch List • 4 Lute Olson Award Watch List •  
Jerry West Award Watch List • 2 Oscar Robertson Trophy Watch List • 14 NABC All-District •  
6 USBWA All-District • 2 NABC College All-Stars • 6 All-League 1st Team • 9 All-League 2nd Team •  
5 All-League 3rd Team • 3 AAC Sixth Man of the Year • League All-Defensive Team • 2 NABC Good Works  
Team Nominees • 2 Senior CLASS Award Nominees • 12 NABC Honors Court • 36 AAC All-Academic Team

No. Name Pos. Ht. Wt. Yr-Exp Hometown (Previous School / High School)

#### PREVIOUS GAME STARTERS

0	B.J. Edwards	G	6-3	200	Sr.-2L	Knoxville, Tenn. (Tennessee / Knoxville Catholic HS)
2	Boopie Miller	G	6-0	175	Sr.-1L	Chicago, Ill. (Wake Forest / Central Michigan / Victory Rock Prep [Fla.])
3	Corey Washington	F	6-6	190	Sr.-TR	Little Rock, Ark. (Wichita State / Saint Peter's / Sylvan Hills HS)
5	Jaron Pierre Jr.	G	6-5	210	Sr.-TR	New Orleans, La. (Jacksonville St/Wichita St/Southern Miss/St Augustine HS)
24	Samet Yiğitoğlu	C	7-2	270	So.-1L	Istanbul, Türkiye

#### RESERVES

1	Chance Puryear	F	6-7	210	Fr.-RS	Dallas, Texas (Carter HS)
4	Sam Walters	F	6-9	230	Jr.-TR	The Villages, Fla. (Michigan / Alabama / Villages Charter School)
7	Jermaine O'Neal Jr.	F	6-5	185	Fr.-HS	Southlake, Texas (Dynamic Prep)
8	Billy White III	F	6-8	195	Fr.-HS	Corpus Christi, Texas (Veterans Memorial HS)
9	B.J. Davis-Ray	G	6-6	195	Fr.-HS	St. Louis, Mo. (JSerra Catholic HS [CA])
10	Jaden Toombs	C	6-10	230	Fr.-HS	Amarillo, Texas (Dynamic Prep)
13	Mitchell Holmes	F	6-10	230	Fr.-RS	Fort Worth, Texas (Link Year Prep [Mo.] / The Oakridge School)
22	Nigel Walls	F	6-10	200	Fr.-HS	Houston, Texas (St. Francis Episcopal)
31	Trey Utter	G	6-1	175	Sr.-3L	Argyle, Texas (Argyle HS)
33	Niccolo Kalischer-Stork	G	6-2	205	Fr.-RS	Los Angeles, Calif. (Harvard-Westlake School)

Head Coach: Andy Enfield (Johns Hopkins, 1991)

Associate Head Coach: Chris Capko (South Florida, 2006)

Assistant Coach: Jay Morris (Cal State Dominguez Hills, 2010)

Assistant Coach: Dana Ford (Illinois State, 2006)

Assistant Coach: Kurt Karis (USC, 2018)

Assistant Coach: Eric Mobley (Portland, 1990)

Assistant A.D. for Basketball Operations: Michael Swets (Boston College, 2009)

Director of Recruiting: Jeremie Hart (Mary Hardin-Baylor, 2022)

Chief Strategist: David Kress (USC, 2024)

Sports Performance Coach for Men's Basketball: Kurtis Shultz (Maryland, 1995)

Athletic Trainer: Raymond Chiu (Texas, 2015)

Graduate Assistant: Mia Kaufman (USC, 2024)

Graduate Assistant: David Serge (Cal, 2020)

Pronunciations: Jaron Pierre Jr. (juh-ron), Niccolo Kalischer-Stork (cal-ish-er), Samet Yiğitoğlu (yee-geh-toe-lu)

#### 2025-26 SCHEDULE AND RESULTS

Day	Date	Opponent (TV)	Time/Result	Record
Sat.	O25	Oklahoma State (exh.)	W, 86-71	
Mon.	N3	Tarleton State (ACCNX)	W, 96-76	1-0
Thu.	N6	A&M-Corpus Christi (ACCNX)	W, 69-58	2-0
Tue.	N11	Murray State (ACCNX)	W, 102-91	3-0
Sat.	N15	Butler (The CW)	W, 87-85	4-0
Tue.	N18	UAPB (ACCNX)	W, 106-60	5-0
Fri.	N21	Arkansas State (ACC)	W, 100-69	6-0
Mon.	N24	Radford (ACCNX)	W, 89-72	7-0
Fri.	N28	at Mississippi State (SECN+)	W ot, 87-81	8-0
ACC/SEC Challenge				
Wed.	D3	at [17/16] Vanderbilt (SECN)	L, 88-69	8-1
Hoop Hype XL (College Park Center - Arlington, Texas)				
Sun.	D7	vs Texas A&M (ESPN2)	W ot, 93-80	9-1
Compete 4 Cause Classic (Smoothie King Center - New Orleans)				
Sat.	D13	vs [rv/rv] LSU (SECN)	L, 89-77	9-2
Sun.	D21	Central Arkansas (ACCNX)	W, 99-82	10-2
Sun.	D28	Cal State Fullerton (ACCNX)	W, 110-63	11-2
Sat.	J3	[12/12] North Carolina * (The CW)	W, 97-83	12-2, 1-0
Wed.	J7	at [rv/rv] Clemson * (ESPNU)	L, 74-70	12-3, 1-1
Sat.	J10	at [6/6] Duke * (ESPN)	L, 82-75	12-4, 1-2
Wed.	J14	Virginia Tech * (ESPNU)	W, 77-76	13-4, 2-2
Sat.	J17	[16/16] Virginia * (ESPN2)	L, 72-68	13-5, 2-3
Tue.	J20	at Wake Forest * (ACC)	W, 91-79	14-5, 3-3
Sat.	J24	Florida State * (ACC)	W, 83-80	15-5, 4-3
Sat.	J31	at [20/20] Louisville * (ESPN)	L, 88-74	15-6, 4-4
Tue.	F3	[rv/rv] NC State * (ESPN2)	L, 84-83	15-7, 4-5
Sat.	F7	at Pitt * (The CW)	W, 86-67	16-7, 5-5

#### Tue. F10 Notre Dame \* (ACC) 6pm

Sat. F14 at Syracuse \* (The CW) 2pm ET/1pm CT

Tue. F17 [24/23] Louisville \* (ESPN2/U) 6pm

Sat. F21 Boston College \* (ACC) 3pm

Wed. F25 at Cal \* (ACC) 9pm CT/7pm PT

Sat. F28 at Stanford \* (ACC) 5pm CT/3pm PT

Wed. M4 [rv/-] Miami \* (ACC) 6pm

Sat. M7 at Florida State \* (ACC) 2pm ET/1pm CT

March 10-14 ACC Tournament (Charlotte, N.C. - Spectrum Center)

\* Atlantic Coast Conference game

Home games on David B. Miller Court at Moody Coliseum (7,000)

SMU audio is available on the SMU App

Tickets at SMUMustangs.com or 214-SMU-GAME (768-4263)

Dates and times subject to change

NOTRE DAME.....Micah Shrewsberry / fightingirish.com

SID.....Josh Bates / jbates2@nd.edu

SYRACUSE.....Adrian Autry / cuse.com

SID.....Peter Moore / pimoores@sy.edu

LOUISVILLE.....Coach Pat Kelsey / gocards.com

SID.....Dana Brown / dana@gocards.com

SMU vs Notre Dame (2-4) | H: 0-2 A: 1-2 N: 1-0 | ~ACC: 1-0 | ~NCAA: 1-0

1948-49 D30 H L 45-58

1967-68 D11 A L 59-79

1987-88 M17 A W 83-75 (CBS)

1988-89 J17 A L 45-67 (WGN)

1989-90 F8 H L 49-63 (KDAF, HSE)

2024-25 F19 A W 97-73 (ACCN)

^ NCAA Tournament 1st Round (Chapel Hill, N.C.)

SMU vs Louisville (2-10) | H: 1-4 A: 0-5 N: 1-1 OT: 0-0

^NCAA: 1-0 | #AMERICAN: 0-2 | +ACC: 0-2

This season

2025-26 J31 A+ [rv/rv] 74-88 [20/20] (ESPN)

SMU hosts Notre Dame on Tuesday for the first matchup in Dallas as ACC opponents. The Mustangs are 12-2 at Moody Coliseum this season. SMU is 16-7 overall and 5-5 in the ACC after an 86-67 road win at Pitt on Saturday.

SMU had three separate 9-0 runs in the second half as they outscored Pitt 52-35 after halftime. Jaron Pierre Jr. had a team-high 21 points in the win at Pitt to reach 1,991 for his career (4th among active NCAA D-I players). Boopie Miller scored 20 to go with nine assists and three steals. The Mustangs shot 57.1% and held Pitt to 36.1%. Samet Yigitoglu added 15 points and eight rebounds on 7-10 field goals.



Andy Enfield was named Head Men's Basketball Coach at SMU on April 1, 2024.

In his first season on the Hilltop, he led the Mustangs to a 24-11 overall record and earned a No. 1 seed in the NIT. The Mustangs went 13-7 in the program's inaugural season in the ACC to tie for fourth, recording a 7-3 road record in league play. SMU also won the Acrisure Holiday Invitational. The Mustangs were one of just two teams in the nation with six players averaging at least 9.9 points and one of just eight teams in the NCAA top 50 for field goal percentage and field goal defense. SMU signed the nation's fourth-ranked high school recruiting class, which is the best in program history. In 14 seasons as a head coach, Enfield is 285-186 overall while leading teams to eight of a possible 13 postseasons, including seven of the past nine.

A proven winner, Enfield burst onto the coaching scene in 2013 when, in his second year as a head coach, he guided Florida Gulf Coast to the Sweet 16 of the NCAA Tournament. Following that success, he was hired by the University of Southern California (USC), where he led the Trojans to five of the last eight NCAA Tournaments, including a run to the Elite Eight in 2021.

He came to SMU after 11 seasons at USC, where he compiled a 220-147 record. Enfield quickly brought success to the basketball program upon his arrival, as the Trojans set a school single-season win record and posted the most wins in program history over two-year, three-year, four-year, five-year, six-year, seven-year and eight-year periods. Enfield's 220 wins ranks third on USC's all-time wins list, trailing only Sam Barry (260) and Forrest Twogood (251). In 13 seasons as a head coach Enfield has a 261-175 mark.

His teams also excelled in the classroom by setting the program's top team GPAs. Enfield brought in eight consecutive Top-30 recruiting classes, with the 2022 class ranking No. 7 and the 2023 class ranking No. 4.

Over his final seven seasons at USC, the Trojans had eight players selected in the NBA Draft, tied for the fifth-most by any program in the country, with Evan Mobley going No. 3 overall in the 2021 NBA Draft and Onyeka Okongwu being selected No. 6 in the 2020 Draft. USC was one of three teams to have had at least one player selected in six of the last seven NBA Drafts. In total, 11 players during Enfield's time at USC have made the NBA.

Enfield captivated the nation in 2013 as the head coach at FGCU, as he guided the first-ever No. 15 seed into the NCAA Sweet Sixteen with impressive wins over second-seeded Georgetown and seventh-seeded San Diego State and introduced the world to "Dunk City," FGCU's high-flying and high-speed offense which often ended with thunderous dunks. Enfield led the Eagles to a school-record 26 wins that season, including a victory over a Miami team that finished ranked No. 5. The Eagles won the Atlantic Sun Tournament in resounding fashion in just the school's second season of NCAA Division I postseason eligibility and became the first team since Florida in 1987 to win the first two NCAA Tournament games it ever played. In his first year at FGCU (2011-12), he led the team to the Atlantic Sun Tournament Championship game.

Prior to FGCU, Enfield spent five years (2006-07 through 2010-11) as an assistant coach at Florida State, helping the Seminoles to three consecutive NCAA Tournament berths (2009-11), including the Sweet 16 in 2011. He helped the Seminoles sign three straight Top-25 classes, with the 2008 class ranking in the Top 10, and build a 2011 FSU roster that featured 11 top-100 recruits and a pair of McDonald's All-Americans.

Enfield began his coaching career in the NBA, serving as the shooting coach for the Milwaukee Bucks for two seasons (1994-96). He then was an assistant coach with the Boston Celtics for two seasons (1998-2000).

Enfield played four seasons (1987-88 through 1990-91) at Johns Hopkins, scoring a program-record 2,025 career points. He set the NCAA all-divisions career free throw percentage record (92.5, hitting 431-of-466 shots). He was a Division III All-America third-team selection in 1991 and was inducted into the school's Athletic Hall of Fame in 2001. He was a GTE Academic All-America first-team selection as a senior and second-teamer as a junior. He was the first basketball player at Johns Hopkins to earn an NCAA Postgraduate Scholarship and was named the NABC Scholar-Athlete of the Year in 1991.

Enfield prepped at Shippensburg (PA) High, earned his economics degree from Johns Hopkins University and has an MBA from the University of Maryland.

Enfield and his wife Amanda are parents to Aila, Lily, and Marcum.

#### ANDY ENFIELD HEAD COACHING RECORD

OVERALL										
Year	School	W	L	PCT	H W-L	A W-L	N W-L	OT W-L		
11-12	FGCU	15	17	.469	9-5	5-11	1-1	1-1		
12-13	FGCU	26	11	.703	15-1	7-9	4-1	1-2	A-SUN Champs, NCAA Sweet 16	
13-14	USC	11	21	.344	8-8	2-10	1-3	1-2		
14-15	USC	12	20	.375	8-8	2-9	2-3	0-2		
15-16	USC	21	13	.618	16-2	3-7	2-4	1-0	NCAA Rnd 64	
16-17	USC	26	10	.722	14-3	6-5	6-2	1-0	NCAA Rnd 32	
17-18	USC	24	12	.667	13-5	6-5	5-2	2-2	NIT 2nd Rnd	
18-19	USC	16	17	.485	12-5	2-9	2-3	0-3		
19-20	USC	22	9	.710	14-2	5-6	3-1	1-1		
20-21	USC	25	8	.758	13-2	7-3	5-3	3-0	NCAA Elite Eight	
21-22	USC	26	8	.765	13-3	9-3	4-2	1-0	NCAA Rnd 64	
22-23	USC	22	11	.667	15-2	5-5	2-4	0-1	NCAA Rnd 64	
23-24	USC	15	18	.455	9-6	3-9	3-3	0-3		
24-25	SMU	24	11	.686	13-6	7-4	4-1	0-0	NIT, Acrisure Holiday Invite Champs	
25-26	SMU	16	7	.696	12-2	3-4	1-1	2-0		
TOTALS		301	193	.609	184-60	72-99	45-34	14-17		
					.754	.421	.570	.452		
At SMU		40	18	.690	25-8	10-8	5-2	2-0		


CONFERENCE										
Year	School	W	L	PCT	H W-L	A W-L	OT W-L			
11-12	FGCU	8	10	.444	4-5	4-5	1-1			
12-13	FGCU	13	5	.722	8-1	5-4	1-2			
13-14	USC	2	16	.111	1-8	1-8	0-2			
14-15	USC	3	15	.167	3-6	0-9	0-1			
15-16	USC	9	9	.500	7-2	2-7	1-0			
16-17	USC	10	8	.556	6-3	4-5	0-0			
17-18	USC	12	6	.667	7-2	5-4	0-0			
18-19	USC	8	10	.444	6-3	2-7	0-2			
19-20	USC	11	7	.611	8-1	3-6	1-1			
20-21	USC	15	5	.750	8-2	7-3	0-0			
21-22	USC	14	6	.700	7-3	7-3	1-0			
22-23	USC	14	6	.700	9-1	5-5	0-0			
23-24	USC	8	12	.400	6-4	2-8	0-2			
24-25	SMU	13	7	.650	6-4	7-3	0-0			
25-26	SMU	5	5	.500	3-2	2-3	0-0			
TOTALS		145	127	.533	89-47	56-80	5-11			
					.654	.412	.313			
At SMU		18	12	.600	9-6	9-6	0-0			

#### SMU HEAD COACHES WINNING PERCENTAGE (MULTIPLE SEASONS)

Coach	W	L	PCT.	YRS.
Andy Enfield	40	18	.690	2024-
Larry Brown %	85	39	.685	2012-16
Tim Jankovich	125	73	.631	2015-22
E.O. (Doc) Hayes	299	192	.609	1947-67
% on-court record (58-39 official)				

#### ANDY ENFIELD CAREER TIMELINE

87-91	Johns Hopkins	Student-Athlete	1991 All-America, Academic All-America, NABC Scholar-Athlete of the Year, NCAA All-Divisions Career FT% Record
94-96	Milwaukee Bucks	Shooting Coach	
98-00	Boston Celtics	Assistant Coach	
06-11	Florida State	Assistant Coach	3 NCAA Tournaments, 2011 Sweet 16
11-13	Florida Gulf Coast	Head Coach	2013 NCAA Sweet 16
13-24	USC	Head Coach	5 NCAA Tournaments, 2021 Elite Eight
24-	SMU	Head Coach	2024-25 Acrisure Holiday Invitation Champs 2025 NIT No. 1 Seed Nation's No. 4 High School Recruiting Class



Head Coach Andy Enfield recorded his 300th career win in the 83-80 victory over Florida State at Moody Coliseum on Jan. 24. He started his collegiate coaching career as an assistant coach at FSU from 2006-11.



**Boopie Miller was selected  
Preseason All-ACC Second Team**

**TRIPLE  
DOUBLE**

**BJ EDWARDS**

**24 POINTS  
10 STEALS  
13 ASSISTS**

**In the win over Arkansas State (Nov. 21), Edwards had a triple-double of 24 points, 13 assists and 10 steals. It was the sixth in SMU history and 42nd in ACC history, but the first with steals. The 10 steals set the SMU record and tied for second in ACC history. He had 21 points, 10 assists, 11 rebounds and 5 steals versus Cal State Fullerton Dec. 28, becoming the first player nationally with multiple triple-doubles this season.**

**2025-26 RANKINGS:** SMU is No. 34 in the NCAA NET (Feb. 9) with nine games against Quad 1 opponents (3-6) and four against Quad 2 (4-1). Seven of the Mustangs' first 10 ACC games were Quad 1, with SMU having the 17-ranked conference strength of schedule nationally.

SMU has five players averaging double figures in scoring: Boopie Miller (19.2, 6th ACC, 50th NCAA), Jaron Pierre Jr. (17.5, 8th ACC), B.J. Edwards (13.6, 26th ACC), Corey Washington (11.1, 44th ACC) and Samet Yigitoglu (10.7, 49th ACC). SMU has had at least four double-figure scorers in 21 of 23 games and five in double figures seven times. **(As of Feb. 8, SMU was one of 35 teams with five averaging 10+ points.)** Six Mustangs have recorded at least one double-double this season: Boopie Miller (5, 8th ACC, 96th NCAA), Samet Yigitoglu (5, 8th ACC, 96th NCAA), Corey Washington (3, 16th ACC), B.J. Edwards (2, 25th ACC - both triple-doubles), Jaron Pierre Jr. (1) and Jaden Toombs (1). Edwards is the one of two players in the nation with multiple triple-doubles (Joshua Jefferson, Iowa State).

Yigitoglu is leading the Mustangs in blocks (1.5, 5th ACC, 77th NCAA) and rebounds (8.1, 7th ACC, 69th NCAA). Boopie Miller is second on the team in steals (1.8, 8th ACC) and leads in assists (6.8, 2nd ACC, 13th NCAA) with a 2.61 assist-to-turnover ratio (6th ACC, 72nd NCAA). B.J. Edwards is averaging 5.0 assists (7th ACC, 66th NCAA), 6.0 rebounds (19th ACC) and 2.5 steals (1st ACC, 11th NCAA) with a 2.40 assist-to-turnover ratio (8th ACC). From three-point range, Corey Washington 42.3% (30-71), Jermaine O'Neal Jr. 42.1% (16-38), Boopie Miller 39.0% (39-100), B.J. Edwards 37.2% (35-94) and Jaron Pierre Jr. 36.6% (48-131). The Mustangs are near the top of the ACC in scoring offense (86.4, 1st ACC, 18th NCAA), assists (17.4, 2nd ACC, 33rd NCAA), fastbreak points (12.6, 1st ACC), field-goal percentage (49.6%, 3rd ACC, 23rd NCAA) and free-throw percentage (76.2%, 4th ACC, 46th NCAA).

**SILVER ANNIVERSARY MUSTANG AWARD:** The SMU Lettermen's Association's Board of Directors and its Silver Anniversary Mustang (SAM) Award Committee will honor Dr. John Haley '64 as the recipient of the 2025 SAM Award at halftime of the game against Notre Dame. He was a swimmer from 1960-64, helping the Mustangs win four straight Southwest Conference championships. Haley has been the SMU Ophthalmology Physician since 1977 and served the American Academy of Ophthalmology since being appointed to the CPT Task Force in 1989. He has also served as the President of the Texas Ophthalmological Association (2017-18) and as Chief of Staff at Garland Community Hospital. He has been a Full Clinical Professor at the University of Texas Health and Science Center in Dallas since 1992 and has been voted one of the top doctors in the DFW Metroplex by "D" magazine. Haley served in the U.S. Navy for eight years, including three years as a Naval Flight Surgeon during the Vietnam conflict. | Each year, the SMU Lettermen's Association Board of Directors awards the SAM Award to a former letter winner at least 25 years removed from their time on campus. The recipient has brought honor to SMU, made contributions that have lasting and positive effects on his or her fellow citizens, and has been a model citizen in his or her community.

**2025-26 HONORS:** Boopie Miller is on the Oscar Roberston Trophy Midseason Watch List, the Lute Olson Award Early Season Watch List and was named The Athletic Midseason All-America honorable mention after being selected preseason All-ACC second team. He was named ACC Player of the Week on Jan. 5, AP National Player of the Week on Jan. 6 and one of five Oscar Robertson Trophy National Players of the Week on Jan. 6. Miller was ranked No. 30 on the ESPN midseason list. B.J. Edwards was named ACC Player of the Week three times (Nov. 24, Dec. 29, Jan. 26). Jaron Pierre Jr. was selected the Hoop Hype XL Player of the Game on Dec. 7. SMU was named March Madness National Team of the Week after the 97-83 win over then-[12/12] North Carolina on Jan. 3.

2025-26 Rankings (Through Feb. 7)						
ALL GAMES - INDIVIDUAL		NCAA	ACC	Value		
Ast/TO Ratio	Boopie Miller	72	6	2.61		
	B.J. Edwards	110	8	2.4		
Assists	Boopie Miller	18	2	149		
	B.J. Edwards	70	7	115		
Assists/Gm	Boopie Miller	13	2	6.8		
	B.J. Edwards	66	7	5		
Blocks	Samet Yigitoglu	77	5	35		
Blocks/Gm	Samet Yigitoglu	77	5	1.52		
Dbl-Dbls	Samet Yigitoglu	96	8	5		
	Boopie Miller	96	8	5		
	Corey Washington	212	16	3		
	B.J. Edwards	336	25	2		
FG Attempts	Jaron Pierre Jr.	63	3	324		
	Boopie Miller	259	13	271		
FG Pct.	Boopie Miller	210	11	46.9		
	Jaron Pierre Jr.	214	12	46.6		
FGs	Jaron Pierre Jr.	65	5	151		
	Boopie Miller	227	12	127		
FT Attempted	Boopie Miller	65	5	149		
FT Pct.	Boopie Miller	71	4	86.6		
	Corey Washington	252	12	80.5		
FT Made	Boopie Miller	33	2	129		
Minutes/Gm	Boopie Miller	58	1	34:44		
	B.J. Edwards	86	4	34:03		
	Jaron Pierre Jr.	271	10	31:55		
Points	Boopie Miller	82	6	422		
	Jaron Pierre Jr.	144	9	402		
Points/Gm	Boopie Miller	50	6	19.2		
	Jaron Pierre Jr.	114	8	17.5		
	B.J. Edwards	467	26	13.6		
	Corey Washington	851	44	11.1		
	Samet Yigitoglu	937	49	10.7		
Rebounds	Samet Yigitoglu	79	7	187		
	B.J. Edwards	318	19	138		
Def. Rebs.	B.J. Edwards	185	12	4.7		
	Samet Yigitoglu	212	15	4.57		
	Jaron Pierre Jr.	324	22	4.13		
Off. Rebs.	Samet Yigitoglu	18	2	3.57		
Rebs/Gm	Samet Yigitoglu	69	7	8.1		
	B.J. Edwards	288	19	6		
Steals	B.J. Edwards	11	1	57		
	Boopie Miller	138	8	39		
Steals/Gm	B.J. Edwards	11	1	2.48		
	Boopie Miller	102	8	1.77		
3FG Att.	Jaron Pierre Jr.	273	15	131		
3FG Pct						
3PT FG/Gm	Jaron Pierre Jr.	262	14	2.09		
3PT FGM	Jaron Pierre Jr.	270	13	48		
Triple-Doubles	B.J. Edwards	1	1	2		
ALL GAMES - TEAM		NCAA	ACC	Value		
Ast./TO Ratio		56	7	1.47		
Assists		35	3	17.3		
Bench Points		321	17	15.5		
Blocked Shots		103	5	3.9		
Effective FG Pct.		43	4	0.557		
Fast Break Points		124	5	12.05		
FG Pct.		24	3	49.3		
FG Pct. Def.		143	13	43.2		
Personal Fouls		141	8	17.2		
FT Attempts		176	13	21		
FT Pct.		47	4	76.2		
FT Made		125	9	16		
Reb. Margin		98	8	3.6		
Def. Rebs.		94	10	26		
Off. Rebs.		87	6	12.18		
Reb. Off.		71	7	38.18		
Scoring Def.		286	17	77.8		
Scoring Margin		72	8	8.6		
Scoring Off.		22	1	86.5		
Steals		120	7	7.5		
3FG Attempts		232	15	21.8		
3Pt.FG Pct.		35	3	37.2		
3Pt.FG Pct. Def.		128	11	32.6		
3PT FG Made		156	14	8.1		
TO Margin		121	12	1.1		
Turnovers Forced		115	9	12.82		
Turnovers		177	16	11.7		
W-L Pct.		73	10	68.2		
Reb. Def.						
2025-26 Specialty Stats						
	Off	T/O	2ndCh	Paint	FastB	Bench
SMU Avg.	16.9		11.7	37.0	12.6	15.6
Opp. Avg.	13.1		11.6	30.6	9.1	23.2

**4TH RANKED RECRUITING CLASS IN THE NATION**

**MOST 100 POINT GAMES BY AN ACC TEAM SINCE THE START OF THE 2024-25 SEASON**

**SMU has nine 100-point games under Head Coach Andy Enfield. (5 in 2024-25, 4 in 2025-26)**

BILLY WHITE III • BJ DAVIS RAY • JADEN TOOMBS • NIGEL WALLS • JERMAINE O'NEAL JR.

**ACC PRESEASON POLL & HONORS:** Senior guard Boopie Miller was selected preseason All-ACC Second Team and the Mustangs were picked sixth in the vote by a select media panel. Miller received the highest vote total of any member of the preseason All-ACC Second Team (27). The teams picked in front of the Mustangs were [4/6] Duke, [24/23] Louisville, [11/13] North Carolina, [rv/-] NC State and [15/15] Virginia. Miller was All-ACC Third Team last season after averaging 13.2 points (26th ACC), 5.5 assists (4th ACC, 33rd NCAA), 2.9 rebounds and 1.6 steals (9th ACC) with a 2.50 assist-to-turnover ratio (2nd ACC, 41st NCAA). He also had a pair of game-winning shots, including a right-wing 3-pointer with 0.4 seconds left in a 54-52 win at Virginia. He was the Acrisure Holiday Invitational MVP after SMU defeated Washington State in the championship.

**NON-CONFERENCE SCHEDULE (11-2):** SMU went 11-2 in non-conference, the most regular-season wins outside league play since 2015-16 (12-0). The Mustangs had nine non-conference home games, including a home game with Butler on Nov. 15 (W, 87-85). SMU also faced four SEC teams beginning with a visit to Mississippi State on Nov. 28 (W, 87-81 ot) and then [17/16] Vanderbilt in the ACC/SEC Challenge on Dec. 3 (L, 88-69). Texas A&M was next in the Hoop Hype XL matchup at the College Park Center in Arlington, Texas on Dec. 7 (W, 93-80 ot) followed by the Compete 4 Cause Classic versus [rv/rv] LSU in New Orleans on Dec. 13 (L, 89-77).

**LAST GAME (W, 86-67 at Pitt on Feb. 7):** PITTSBURGH (AP)-- Jaron Pierre Jr. and Boopie Miller combined to score 41 points as SMU rolled 86-67 past Pittsburgh on Saturday. Pierre Jr. scored 21 on 8 of 11 shooting with five rebounds for the Mustangs (16-7, 5-5 Atlantic Coast Conference). Miller had 20 to go with nine assists and three steals. Samet Yigitoglu scored 15 to go with eight rebounds. SMU, which leads the ACC in scoring offense (86.5 points per game entering the contest), shot 57% from the field (32 of 56) and 43% from behind the arc (9 of 21). The Panthers (9-15, 2-9) shot just 36% and 24% from deep. The Mustangs held a slim, 34-32 lead at halftime, but opened the second half on a 24-9 run, building their lead to as much as 24. Pierre had 14 in the second half, making all five of attempts, while Miller had 11. The Mustangs also held a 44-26 advantage on points in the paint, and a 25-9 edge on fast break points. The Panthers were led by Cameron Corhen's 15 points. Barry Dunning Jr. added 12 points and seven rebounds.

**THE SERIES VS NOTRE DAME (2-4):** SMU's won the first matchup as ACC opponents 97-73 in South Bend. The Mustangs' previous win came in the first round of the 1988 NCAA Tournament, an 83-75 victory in Chapel Hill, North Carolina. The Fighting Irish won the other four meetings, two in South Bend and two in Dallas.

**LAST SEASON VS NOTRE DAME (W, 97-73 at Notre Dame on Feb. 19, 2025):** SOUTH BEND, Ind. (AP) -- Kario Oquendo scored 25 points and SMU throttled Notre Dame 97-73 on Wednesday night as the Mustangs improved to 6-1 on the road in their first season in the ACC. SMU (20-6, 11-4) shot 72% in the first half, making 21 of 30 shots. A 9-0 run and a 10-0 run gave the Mustangs a 25-5 lead halfway through the period and they went on to lead 50-25 at halftime. Oquendo had 15 points without missing a shot, going 6 for 6 from the field with two 3-pointers and making his only free throw. Braeden Shrewsberry scored 12 points in the first half for the Fighting Irish (11-15, 5-10), but they shot only 32% and had eight turnovers. SMU's lead was still 25 points five minutes into the second half before Yohan Traore had two three-point plays in a 9-0 run that left the Mustangs ahead 72-38 with 11:40 remaining. The closest Notre Dame would get was 90-69 with about 3 1/2 minutes remaining. Matt Cross had 14 points and nine rebounds for the Mustangs. Samet Yigitoglu also scored 14 points and Chuck Harris added 11 points, seven assists and six rebounds. SMU shot 59% for the game and outrebounded Notre Dame by more than double, 43-20. Shrewsberry made 5 of 8 3-pointers and led Notre Dame with 21 points. Tae Davis had 13 points and Garrett Sundra scored 11.

**THE SERIES VS. SYRACUSE (2-0):** SMU won both meetings last season, 77-75 at Moody Coliseum on March 4, 2025 and 73-53 in the second round of the ACC Tournament on March 12, 2025.

**8 DRAFT PICKS IN SEVEN YEARS**

2018-2024

**Head Coach Andy Enfield had 8 players selected in the 7 NBA Drafts from 2018-24.**

**Most Selections In The 7 NBA Drafts 2018-24**

20 Duke  
19 Kentucky  
9 Kansas  
9 Michigan  
8 USC under Andy Enfield  
8 Alabama  
8 Connecticut  
8 Gonzaga  
8 Tennessee  
8 Villanova  
8 UCLA

**Most NBA Drafts With A Selection (2018-24)**

7 of 7 – Duke  
7 of 7 – Kentucky  
6 of 7 – USC under Andy Enfield  
5 of 7 – Alabama  
5 of 7 – Gonzaga  
5 of 7 – Tennessee  
5 of 7 – Villanova  
5 of 7 – UCLA

**NBA Draft Picks under Andy Enfield at USC**

2024  
1st Rnd (29) - Isaiah Collier | Jazz  
2nd Rnd (55) - Bronny James | Lakers  
Free Agent - Boogie Ellis | Kings  
Free Agent - Drew Peterson | Celtics  
2022  
2nd Rnd (49) - Isaiah Mobley | Cavaliers  
2021  
1st Rnd (3) - Evan Mobley | Cavaliers  
2020  
1st Rnd (6) - Onyeka Okongwu | Hawks  
2019  
1st Rnd (30) - Kevin Porter Jr. | Bucks  
Free Agent - Jordan McLaughlin | Timberwolves  
2018  
2nd Rnd (46) - De'Anthony Melton | Rockets  
2nd Rnd (49) - Chimezie Metu | Bucks

**NATIONAL PLAYER OF THE WEEK**

BOOPIE MILLER

AP & USBWA

**NATIONAL PLAYER OF THE WEEK**

**On Jan. 6, Miller was named AP National Player of the Week and USBWA/Oscar Robertson Trophy National Player of the Week following his 27-point, 12-assist outing in the 97-83 win versus No. 12 North Carolina.**



On Jan. 5, SMU was ranked No. 24 in the AP Poll and No. 25 in the USA Today Coaches Poll. It marked the first time the Mustangs were ranked since the final poll of the 2016-17 season.

When SMU received votes in the Coaches Poll on Nov. 24, it marked the first time appearing in the poll since Feb. 21, 2022.



Weekly Rankings		
Date	AP	Coaches
Pre	-	-
N10	-	-
N17	-	-
N24	-	rv (4)
D1	rv (12)	rv (4)
D8	rv (3)	rv (11)
D15	-	rv (9)
D22	-	-
D29	-	-
J5	24	25
J12	rv (15)	rv (15)
J19	rv (3)	rv (4)
J26	rv (4)	rv (4)
F2	-	-
F9	-	-

#### LAST SEASON VS SYRACUSE (W, 73-53 vs Syracuse - ACC Tournament 2nd Round on March 12):

CHARLOTTE, N.C. (AP) -- Chuck Harris and Matt Cross scored 12 points apiece and sixth-seeded SMU beat No. 14 seed Syracuse 73-53 on Wednesday night in the second round of the ACC Tournament. Boopie Miller and backup Keon Ambrose-Hylton each scored 10 points for the Mustangs who shot 53.2% (25 for 47). J.J. Starling scored 16 points and Jyare Davis 14 for Syracuse (14-19). The Mustangs' win was in stark contrast to their March 4 home win over Syracuse when they led for only 1:28 and needed a tip-in from Ambrose-Hylton with 2.9 seconds left to seal a 77-75 win. On Wednesday, SMU started the second half with a 7-0-run and recorded its first double-digit lead to make it 38-28 when Harris hit a jumper with 16:20 left. The Mustangs maintained safe distance and extended the lead to 53-38 on B.J. Edwards' layup with 6:07 remaining. The largest lead of the first half belonged to SMU when Kario Oquendo buried a 3-pointer with 1:52 left to give the Mustangs a 31-22 advantage. Syracuse quickly countered with 3's from Starling and Davis in a 40-second span. SMU led 31-28 at halftime. The Orange got its largest first-half lead at 5-0 in the game's first minute-and-a-half. **(W, 77-75 on March 4):** DALLAS (AP) -- Keon Ambrose-Hylton tipped in the winning basket with 2.9 seconds remaining to lift SMU to a 77-75 win over Syracuse on Tuesday night. Ambrose-Hylton had given the Mustangs (22-8, 13-6 ACC) their first lead of the second half when Boopie Miller fed him in the paint with 46 seconds remaining. Jaquan Carlos tied the game with a free throw before Ambrose-Hylton followed Miller's miss for the winner. JJ Starling got up a shot from inside the halfcourt line but the ball went in-and-out at the buzzer. Miller was back after missing five games with an injury and the point guard finished with 11 points and five assists. Kario Oquendo scored 16 points to lead six Mustangs in double figures. Lucas Taylor scored 13 points and Jaquan Carlos 12 with eight assists for the Orange (12-18, 6-13), who also had six scorers in double figures. Three-pointers by Chris Bell and Kyle Cuffe Jr. gave Syracuse a 12-point lead midway through the second half. SMU tied the game at 73-all on a Samet Yigitoglu free throw with 1:29 left. The Orange led 41-36 at halftime after Carlos banked in a straightaway 3-pointer at the buzzer. SMU held leads for only 1:28 of the game. The Mustangs shot 54% but were just 13 of 27 from the line. Syracuse shot 48% but gave up 16 points off 14 turnovers.

**A PLACE IN THE POLL:** The Mustangs have at least received votes in eight of the past 12 weeks. In the Jan. 5 polls, SMU was No. 24 in the AP Top 25 and No. 25 in the USA Today Coaches Poll. That was the first time the Mustangs have been ranked since the final poll of the 2016-17 season. Earlier this season, SMU received votes in four straight Coaches Poll from Nov. 24 to Dec. 15. The Mustangs also garnered votes in the Associated Press Top 25 Poll on Dec. 1 and Dec. 8. When SMU received votes in the Coaches Poll on Nov. 24, it marked the first time appearing in the poll since Feb. 21, 2022.

#### AP Top 25 (Feb. 9)

RK	TEAM	REC	PTS
1	Arizona(59)	23-0	1475
2	Michigan	22-1	1416
3	Houston	21-2	1275
4	Duke	21-2	1254
5	Iowa State	21-2	1247
6	UConn	22-2	1227
7	Nebraska	21-2	1091
8	Illinois	20-4	1060
9	Kansas	18-5	966
10	Michigan State	20-4	929
11	North Carolina	19-4	863
12	Gonzaga	23-2	803
13	Purdue	19-4	785
14	Florida	17-6	718
15	Virginia	20-3	642
16	Texas Tech	17-6	549
17	St. John's	18-5	524
18	Saint Louis	23-1	422
19	Vanderbilt	19-4	375
20	Clemson	20-4	354
21	Arkansas	17-6	304
22	BYU	17-6	198
23	Miami (OH)	24-0	195
24	Louisville	17-6	182
25	Kentucky	17-7	80

Others receiving votes: Alabama 72, Iowa 69, **NC State 31**, Tennessee 26, Villanova 17, Utah State 15, Georgia 6, Santa Clara 2, Auburn 2, Saint Mary's 1

#### Coaches Poll (Feb. 9)

RK	TEAM	REC	PTS
1	Arizona(30)	23-0	774
2	Michigan(1)	22-1	745
3	Houston	21-2	667
4	Iowa State	21-2	658
5	UConn	22-2	649
6	Duke	21-2	643
7	Illinois	20-4	563
8	Nebraska	21-2	538
9	Kansas	18-5	481
10	Michigan State	20-4	478
11	Gonzaga	23-2	455
12	Purdue	19-4	439
13	North Carolina	19-4	389
14	Florida	17-6	381
15	Virginia	20-3	332
16	Texas Tech	17-6	318
17	St. John's	18-5	259
18	Clemson	20-4	258
19	Saint Louis	23-1	193
20	Vanderbilt	19-4	181
21	Arkansas	17-6	179
22	BYU	17-6	138
23	Louisville	17-6	94
24	Miami (OH)	24-0	83
25	Iowa	18-5	71

Others receiving votes: Kentucky 30, Alabama 24, Villanova 13, **NC State 13**, Tennessee 10, Utah State 8, **Texas A&M 7**, Georgia 3, Santa Clara 1

**ACC PLAYER OF THE WEEK**  
**BOOPIE MILLER**

27 points  
12 assists  
10-13 FGs  
3-5 3FGs

Boopie Miller was named ACC Player of the Week Jan. 5 after the 97-83 win over then-No. 12 North Carolina.

**LUTE OLSON AWARD**  
**'EARLY SEASON WATCH LIST'**

**BOOPIE MILLER**



Former President George W. Bush and Laura Bush '68 regularly attend games at Moody Coliseum. The George W. Bush Presidential Library and Museum and the George W. Bush Institute are on the SMU campus.



**B.J. Edwards was named ACC Player of the Week Nov. 24 (17.5 points, 11.0 assists, 6.5 steals, 5.0 rebounds). Recorded a triple-double against Arkansas State.**



**B.J. Edwards was named ACC Player of the Week Dec. 29 after becoming the only player in the nation with multiple triple-doubles.**

**ACC PLAYER OF THE WEEK X4 (B.J. Edwards x3, Boopie Miller):** B.J. Edwards has been named ACC Player of the Week three times. Edwards and Duke's Cameron Boozer (four times) are the only players to win ACC Player of the Week multiple times this season. **(Jan. 26)** He averaged 21.5 points, 8.5 rebounds, 6.0 assists and 3.5 steals while shooting 58.3% (14-24) overall and 6-of-12 on threes in victories over Wake Forest and Florida State. He had 24 points, eight rebounds, seven assists, six steals and a blocked shot while hitting 8-of-13 from the field and 3-of-5 from three in win at Wake Forest. **(Jan. 5)** Boopie Miller was named ACC Player of the Week on Jan. 5 after going for 27 points and 12 assists in the Mustangs' 97-83 win over then-No. 12 North Carolina at Moody Coliseum Jan. 3. He also had four rebounds and a steal as he shot 10-of-13 overall, 3-of-5 from three and 4-of-5 at the free-throw line in the victory over the Tar Heels. **(Dec. 29):** B.J. Edwards had 21 points, 10 assists, a career-high 11 rebounds and five steals in the 110-63 win over Cal State Fullerton. He shot 8-for-10 from the floor and 3-for-5 on threes in the victory. **(Nov. 24):** B.J. Edwards was named ACC Player of the Week on Nov. 24. He averaged 17.5 points, 11.0 assists, 6.5 steals and 5.0 rebounds in two wins while shooting 59.1% overall (13-22), 6-of-12 from three and 3-of-4 on free throws. In the win against Arkansas State on Nov. 21, he had a triple-double with career highs of 24 points, 13 assists and 10 steals.

**MULTIPLE WINNERS:** SMU and NC State are the only teams with multiple winners this year. The Mustangs are also tied for the most awards (Duke has four, all by Cameron Boozer).

#### ACC Player of the Week (Through Feb. 2)

##### 4 - SMU (B.J. Edwards 3x, Boopie Miller)

4 - Duke (Cameron Boozer 4x)

2 - NC State (Quadir Copeland, Paul McNeil Jr.)

1 - Louisville (Mikel Brown)

1 - Miami (Tre Donaldson)

1 - North Carolina (Caleb Wilson)

1 - Virginia (Thijs De Ridder)

1 - Virginia Tech (Neoklis Avdalas)

1 - Wake Forest (Myles Colvin)

#### SMU Player of the Week Honors in a Season

##### 3 - B.J. Edwards 2025-26 (ACC)

3 - Kendrick Davis 2021-22 (American)

3 - Shake Milton 2017-18 (American)

3 - Papa Dia 2010-11 (C-USA)

**ALL-AMERICA CANDIDATE:** Boopie Miller was an honorable mention selection on The Athletic Midseason All-America Teams on January 21.

- First team - Cameron Boozer (Duke), AJ Dybantsa (BYU), Braden Smith (Purdue), Yaxel Lendeborg

(Michigan), Tyler Tanner (Vanderbilt)

- Second team - Joshua Jefferson (Iowa State), JT Toppin (Texas Tech), Caleb Wilson (North Carolina), Jaden Bradley (Arizona), Labaron Philon Jr. (Alabama)

- Others receiving votes: Kingston Flemings (Houston); Koa Peat (Arizona), **Boopie Miller (SMU)**, Bennett Stirtz (Iowa), Rienk Mast (Nebraska), Jeremy Fears Jr. (Michigan State), Tamin Lipsey (Iowa State)

**ASSISTS:** SMU is averaging 17.4 assists (2nd ACC, 33rd NCAA) with Boopie Miller pacing at 6.8 assists (2nd ACC, 13th NCAA) and B.J. Edwards dishing 5.0 per game (7th ACC, 66th NCAA). Last season, SMU was second in the ACC in assists at 15.9 (44th NCAA). Boopie Miller averaged 5.5 (4th ACC, 33rd NCAA). B.J. Edwards was next for the Mustangs at 3.7 (10th ACC).

#### Teams that have multiple players with 115+ assists

SMU - B.J. Edwards, Boopie Miller

Hofstra - Cruz Davis, Preston Edmead

#### 2025-26 ACC Preseason Poll & Awards

1.	Duke (34)	866
2.	Louisville (15)	842
3.	North Carolina	741
4.	NC State	710
5.	Virginia	623
6.	SMU	616
7.	Clemson	510
8.	Miami	500
9.	Syracuse	489
10.	Notre Dame	477
11.	Wake Forest	412
12.	Virginia Tech	355
13.	Georgia Tech	315
14.	Pitt	301
15.	Florida State	221
16.	California	156
17.	Stanford	138
18.	Boston College	107

First-place votes in parentheses; 49 total voters

#### 2025-26 Preseason All-ACC Team

##### First Team

Name, School, Votes

Cameron Boozer, Duke, 46

Darrion Williams, NC State, 45

Markus Burton, Notre Dame, 46

Mikel Brown Jr., Louisville, 36

Ryan Conwell, Louisville, 36

##### Second Team

**Boopie Miller, SMU, 27**

J.J. Starling, Syracuse, 27

Isaiah Evans, Duke, 24

Baye Ndongo, Georgia Tech, 24

Caleb Wilson, North Carolina, 24

#### ACC Preseason Player of the Year

Darrion Williams, NC State, 23 votes

Cameron Boozer, Duke, 19

J.J. Starling, Syracuse, 2

Markus Burton, Notre Dame, 2

Donald Hand Jr., Boston College, 1

Baye Ndongo, Georgia Tech, 1

Caleb Wilson, North Carolina, 1

#### ACC Preseason Rookie of the Year

Cameron Boozer, Duke, 43 votes

Mikel Brown Jr., Louisville, 3

Caleb Wilson, North Carolina, 2

Neoklis Avdalas, Virginia Tech, 1

#### 2025-26 SEASON HONORS

March Madness National Team of the Week: Jan. 5

Lute Olson Award Early Season Watch List: Boopie Miller

Oscar Robertson Trophy Midseason Watch List: Boopie Miller

The Athletic Midseason All-America:

Boopie Miller (honorable mention)

Preseason All-ACC: Boopie Miller - Second Team

ACC Player of the Week:

Nov. 24 - B.J. Edwards

Dec. 29 - B.J. Edwards

Jan. 5 - Boopie Miller

Jan. 26 - B.J. Edwards

Hoop Hype XL Player of the Game:

Dec. 7 - Jaron Pierre Jr.

AP National Player of the Week:

Jan. 6 - Boopie Miller

Oscar Robertson Trophy National Player of the Week

Jan. 6 - Boopie Miller

Silver Waves Media 100 Most Impactful High Major Assistants

Jan. 12 - Associate Head Coach Chris Capko

Jan. 12 - Assistant Coach Jay Morris

#### 2024-25 SEASON HONORS

All-ACC: Boopie Miller - Third Team

ACC All-Defensive Team: B.J. Edwards

ACC Most Improved Player: B.J. Edwards - received votes

ACC Sixth Man of the Year: Kario Oquendo - received votes

ACC Player of the Week:

Dec. 16 - Matt Cross

Acrisure Holiday Invitational: MVP - Boopie Miller

ESPN.com - Top International Prospects: #4 Samet Yiğitoğlu





**MUSTANGS HAVE HAD THE #1, #2 AND #3 PLAYS ON SPORTSCENTER THIS MONTH**



**B.J. Edwards earned his third ACC Player of the Week award on Jan. 26. He and Duke's Cameron Boozer (4) are the only players with multiple honors.**

**SMU had plays at #1, #2 and #3 on the SportsCenter Top 10 in January**  
**#1 - 1/14 Boopie Miller halfcourt winner vs Virginia Tech**  
**#2 - 1/24 Jaron Pierre Jr. alley-oop dunk over Jermaine O'Neal Jr. vs Florida State**  
**#3 - 1/3 Boopie Miller crossover and 3-pointer against North Carolina**

**ASSISTS 2.0:** Boopie Miller has a 2.55 assist-to-turnover ratio in his career at SMU and B.J. Edwards has a 2.24 assist-to-turnover ratio in his time on the Hilltop. Both rank among the top 10 for those averaging at least 3.0 assists per game. This season, B.J. Edwards is at 2.40 (8th ACC) and Boopie Miller at 2.61 (6th ACC, 72nd NCAA). In 2024-25, Boopie Miller was at 2.50 (2nd ACC, 41st NCAA) and B.J. Edwards at 2.02 (10th ACC).

**SMU Career Assist-To-Turnover Ratio (Minimum 3.0 Assists Per Game)**

	Ast/TO	Name	Seasons	Assists	Turnovers
---	<b>2.55</b>	<b>Boopie Miller</b>	<b>2024-26</b>	<b>304</b>	<b>119</b>
1	2.53	Scott Johnson	1983-87	334	132
2	2.38	Jimmy Whitt	2017-19	233	98
3	2.33	Kendric Davis	2019-22	445	191
4	2.32	Billy Allen	1978-80	468	202
---	<b>2.24</b>	<b>B.J. Edwards</b>	<b>2023-26</b>	<b>341</b>	<b>152</b>
5	2.13	Shake Milton	2015-18	337	158
6	2.12	Nic Moore	2013-16	508	240
7	2.11	Butch Moore	1982-86	828	392
8	2.00	Todd Alexander	1987-89	176	88

**SMU Season Assist-To-Turnover Ratio (Minimum 3.0 Assists Per Game)**

	Ast/TO	Name	Season	Assists	Turnovers
1	3.64	Butch Moore	1985-86	222	61
2	3.17	Kendric Davis	2020-21	130	41
3	2.92	Scott Johnson	1986-87	149	51
4	2.70	Jimmy Whitt	2018-19	119	44
	2.70	Kendric Davis	2019-20	173	64
---	<b>2.61</b>	<b>Boopie Miller</b>	<b>2025-26</b>	<b>149</b>	<b>57</b>
6	2.56	Shake Milton	2016-17	159	62
7	<b>2.50</b>	<b>Boopie Miller</b>	<b>2024-25</b>	<b>155</b>	<b>62</b>
8	2.49	Todd Alexander	1987-88	152	61
---	<b>2.40</b>	<b>B.J. Edwards</b>	<b>2025-26</b>	<b>115</b>	<b>48</b>
9	2.38	Billy Allen	1979-80	255	107
10	2.36	Rod Hampton	1990-91	156	66
11	2.35	Butch Moore	1984-85	247	105

**AWARD WATCH LIST:** Senior guard Boopie Miller was named to the Lute Olson Early Season National Player of the Year Watch List (30 players) by CollegeInsider.com on Dec. 18 and the Oscar Robertson Trophy Midseason Watch List (25 players) on Jan. 15.

**Mustangs on the Lute Olson Award Watch List**

Nic Moore 2014-15

Shake Milton 2016-17

Kendric Davis 2020-21, 2021-22

**Boopie Miller 2025-26**

**Mustangs on the Oscar Robertson Trophy Watch List**

Nic Moore 2015-16

**Boopie Miller 2025-26**

#### Conference Titles (16)

1916-17 (TIAA)  
 1934-35 (SWC)  
 1936-37 (SWC)  
 1954-55 (SWC)  
 1955-56 (SWC)  
 1956-57 (SWC)  
 1957-58 (SWC)  
 1961-62 (SWC)  
 1964-65 (SWC)  
 1965-66 (SWC)  
 1966-67 (SWC)  
 1971-72 (SWC)  
 1987-88 (SWC)  
 1992-93 (SWC)  
 2014-15 (American)  
 2016-17 (American)

#### Tournament Champs (3)

1987-88 (SWC)  
 2014-15 (American)  
 2016-17 (American)

#### NCAA Tournaments (12)

1954-55 - RSF (16)  
 1955-56 - Final Four  
 1956-57 - RSF (16)  
 1964-65 - RSF (16)  
 1965-66 - RSF (16)  
 1666-67 - RF (8)  
 1983-84 - 2nd Rnd (32)  
 1984-85 - 2nd Rnd (32)  
 1987-88 - 2nd Rnd (32)  
 1992-93 - 1st Rnd (64)  
 2014-15 - 2nd Rnd (64)  
 2016-17 - 1st Rnd (64)

#### NIT (7)

1985-86 - 1st Rnd (32)  
 1999-00 - 1st Rnd (32)  
 2013-14 - Final  
 2020-21 - 1st Rnd (16)  
 2021-22 - 1st Rnd (16)  
 2023-24 - 1st Rnd (32)  
 2024-25 - 2nd Rnd (16)

#### CIT (1)

2010-11 - Semifinal

#### CCA Invitational (1)

1973-74 - 1st Rnd (8)



**Boopie Miller was one of 25 players named to the Oscar Robertson Trophy Midseason Watch List by the USBWA on Jan. 15.**

#### SMU in The NBA Draft

Year	Player	Round (Overall)	Team
1949	Bob Prewitt	--	New York
1951	John Brown	7th Round (68)	Rochester
1957	Jim Krebs	1st Round (3)	Minneapolis
1957	Bobby Mills	10th Round (98)	St. Louis
1958	Rick Herrscher	6th Round (47)	St. Louis
1961	Steve Strange	9th Round (83)	Chicago
1962	Jan Loudermilk	4th Round (35)	Los Angeles
1964	Gene Elmore	4th Round (34)	San Francisco
1966	Carroll Hooser	6th Round (52)	Detroit
1967	Charles Beasley	7th Round (74)	Cincinnati
1969	Bill Voight	14th Round (183)	Chicago
1969	Bill Voight	16th Round (196)	Milwaukee
1969	Lynn Phillips	17th Round (202)	Milwaukee
1971	Gene Phillips	7th Round (119)	Milwaukee
1974	Sammy Hervey	6th Round (97)	Atlanta
1976	Ira Terrell	3rd Round (45)	Phoenix
1980	Brad Branson	2nd Round (45)	Detroit
1985	Jon Koncak	1st Round (5)	Atlanta
1985	Carl Wright	5th Round (113)	Philadelphia
1986	Kevin Lewis	6th Round (125)	San Antonio
1987	Terry Williams	5th Round (105)	Golden State
2001	Jeryl Sasser	1st Round (22)	Orlando
2017	Semi Ojeleye	2nd Round (37)	Boston
2017	Sterling Brown	2nd Round (46)	Philadelphia
2018	Shake Milton	2nd Round (54)	Dallas



**BALANCING ACT:** SMU had at least four score in double figures 21 times this season (14-7), at least five in seven games this season (7-0) and at least six three times (3-0). The Mustangs are 34-10 under Head Coach Andy Enfield with at least four players in double figures, 19-1 when at least five get 10+, 7-0 when at least six score 10+ and 2-0 when seven are at 10+. **In 2024-25, the Mustangs were one of two teams with six scoring at least 9.9 per game (Ole Miss)** with Kario Oquendo (11.2, 46th ACC) and Samet Yiğitoğlu (10.0, 51st ACC). Yiğitoğlu was second for SMU in rebounds (6.2, 17th ACC) and double-doubles (3, 21st ACC) while leading the Mustangs in blocked shots (1.0, 15th ACC).

#### 5+ Mustangs in Double Figures in 2025-26 (7-0)

- Tarleton State 11/3 (5)
- Murray State 11/11 (5)
- Butler 11/15 (5)
- UAPB 11/18 (6)
- Arkansas State 11/21 (6)
- Cal State Fullerton 12/28 (6)
- [12/12] North Carolina (5)

#### Four straight game with 5+ double-figure scorers

- SMU had at least 5 in double figures in four straight games (11/11 vs Murray State, 11/15 vs Butler, 11/18 vs UAPB). It marked the first time for three straight since December 2017 and the first time for four straight since at least 2004.

#### Three with 20+ in the same game

- SMU had three score 20+ against Tarleton State 11/3 (Jaron Pierre Jr. 21, B.J. Edwards 20, Boopie Miller 20); it was the first time with three 20-point scorers since 1/27/2001 at TCU (Damon Hancock 28, Quinton Ross 22, Jeryl Sasser 20)

#### 20+ Points in ACC games

- Five different Mustangs have scored at least 20 points in an ACC game this season. That is tied with Virginia Tech for the most (4 each for Florida State, Louisville, NC State). Jermaine O'Neal Jr. also scored 21 non-conference versus Cal State Fullerton Dec. 28.

- B.J. Edwards 2: 20 at [6/6] Duke 1/10, 24 at Wake Forest 1/20
- Boopie Miller 4: 27 vs [12/12] North Carolina 1/3, 23 at [rv/rv] Clemson 1/7, 24 vs Virginia Tech 1/14, at [20/20] Louisville 1/31, 20 at Pitt 2/7
- Jaron Pierre Jr. 3: 28 vs Florida State 1/24, 23 vs [rv/rv] NC State 2/3, 21 at Pitt 2/7
- Jaden Toombs 1: 23 at [6/6] Duke 1/10
- Corey Washington 1: 23 vs [12/12] North Carolina 1/3

#### YEARS WITH FIVE AVERAGING DOUBLE-FIGURE POINTS

2024-25	Boopie Miller 13.2, Chuck Harris 12.9, Matt Cross 11.8, Kario Oquendo 11.2, Samet Yigitoglu 10.0
2017-18	Shake Milton 18.0, Jahmal McMurray 14.7, Jarrey Foster 13.2, Ben Emelogu 10.7, Jimmy Whitt 10.5
2015-16	Nic Moore 16.1, Ben Moore 11.9, Jordan Tolbert 11.6, Shake Milton 10.5, Sterling Brown 10.1
1975-76	Ira Terrell 22.6, Michael Jaccar 11.9, Joe Swedlund 11.1, Peter Lodwick 10.5, Bob Arnold 10.5
1974-75	Russell Bourquein 13.3, Jeff Swanson 11.2, John Sagehom 11.0, Joe Swedlund 10.7, Bob Arnold 10.1
1971-72	Ruben Triplett 18.2, Larry Delzell 12.3, Bobby Rollings 11.3, David Miller 10.7, Zachary Theil 10.0
1966-67	Denny Holman 16.5, Charles Beasley 15.0, Lynn Phillips 14.1, Bob Begert 13.2, Bill Voight 11.3
1955-56	Jim Krebs 19.1, Bobby Mills 13.0, Joel Krog 12.0, Larry Showalter 11.0, Ron Morris 10.2

**BEST IN PROGRAM HISTORY:** The SMU high school signing class was ranked as high as No. 4 nationally, the best in program history. B.J. Davis-Ray, Jermaine O'Neal Jr., Jaden Toombs, Nigel Walls and Billy White III signed to join SMU for the 2025-26 season.

O'Neal Jr., Toombs and Walls were McDonald's All-American Game nominees.

- SMU Class Rankings | #10 ESPN | #11 On3 | #4 247 Sports
- B.J. Davis-Ray (JSerra Catholic HS) | 4-star | #133 On3
- Jermaine O'Neal, Jr. (Dynamic Prep [TX]) | 4-star | #88 ESPN | #111 On3 | #126 247 Sports
- Jaden Toombs (Dynamic Prep [TX]) | 4-star | #38 ESPN | #45 On3 | #47 247 Sports
- Nigel Walls (St. Francis Episcopal [TX]) | 4-star | #62 ESPN | #57 On3 | #58 247 Sports
- Billy White III (Veterans Memorial HS [TX]) | 2026 rankings | 4-star | #45 ESPN | #38 On3 | #31 247 Sports



**Five Mustangs have scored at least 20 points in an ACC game this season.**

#### B.J. Edwards

20 at [6/6] Duke 1/10  
24 at Wake Forest 1/20

#### Boopie Miller

27 vs [12/12] North Carolina 1/3  
23 at [rv/rv] Clemson 1/7  
24 vs Virginia Tech 1/14  
20 at [20/20] Louisville 1/31  
20 at Pitt 2/7

#### Jaron Pierre Jr.

28 vs Florida State 1/24  
23 vs [rv/rv] NC State 2/3  
21 at Pitt 2/7

#### Jaden Toombs

23 at [6/6] Duke 1/10

#### Corey Washington

23 vs [12/12] North Carolina 1/3



**Boopie Miller hit a half-court buzzer-beater for the 77-76 victory over Virginia Tech on Jan. 14 at Moody Coliseum. The play was No. 1 in the SportsCenter Top 10. It was his third game-winner in the final 2.1 seconds in two seasons at SMU. The pyrotechnics fired off as soon as the ball went in the basket, shining the spotlight on Joe the SMU fire guy.**



NCAAM

Home Scores Schedule Standings

Ranking the top 50 men's college basketball players at midseason

30. Boopie Miller

SMU Mustangs | G | Sr.

What are the origins of the best nickname in college basketball? Miller's mother reportedly borrowed a relative's nickname, "Boobie," and turned it into "Boopie." His name has been brought up a lot this season, too, because, thanks to him, SMU is on the verge of its first NCAA tournament appearance in nearly a decade. Miller, Texas Tech's [Christian Anderson](#) and Arkansas' [Darius Acuff Jr.](#) are the only players averaging at least 19 points and 6 assists and shooting at least 37% from beyond the arc. — *Medcalf*

**Boopie Miller was #30 on the ESPN top-50 midseason players list on Jan. 28.**



**Boopie Miller and B.J. Edwards were named team captains for the 2025-26 season.**

**BEST STARTS:** SMU started 8-0, its best start since opening 8-0 for the 2019-20 season and tied for fourth-best in program history.

#### Best Starts in SMU History

- 18-0 in 2015-16
- 10-0 in 1997-98
- 9-0 in 1984-85
- 8-0 in 2019-20
- **8-0 in 2025-26**

**BEST HOME STARTS/MOST HOME WINS:** The Mustangs are 12-2 at Moody Coliseum this season after starting 11-0 at home, which was the best home start since the 2021-22 season.

#### Best Home Starts in SMU History

- 18-0 in 2016-17
  - 17-0 in 2021-22
  - 15-0 in 2013-14 (on-court record, wins later vacated)
  - 15-0 in 1984-85
  - 13-0 in 1999-00
  - 12-0 in 1956-57
  - 12-0 in 2015-16
  - 11-0 in 2025-26**
- Most Home Wins In A Season**
- 18 in 2013-14 (on-court record, wins later vacated)
  - 18 in 2016-17
  - 17 in 2021-22
  - 16 in 2014-15
  - 16 in 2015-16
  - 15 in 1984-85
  - 15 in 2010-11
  - 14 in 2023-24
  - 13 in 2024-25 (**
  - 13 in 7 other seasons
- 
- 12 in 2025-26**

**B.J. EDWARDS STUFFS THE STAT SHEET:** B.J. Edwards has 3 games this season with at least 20 points, 5 rebounds, 5 assists and 5 steals. Only 21 players have done it at least once (through Feb. 7) and Edwards is the only one to do it multiple times.

- 1/20 at Wake Forest - 24 points, 8 rebounds, 7 assists, 6 steals
- 12/28 vs Cal State Fullerton - 21 points, 11 rebounds, 10 assists, 5 steals
- 11/21 vs Arkansas State - 24 points, 13 assists, 5 rebounds, 10 steals

#### Most Games In A Season w/ 20p/5r/5a/5s (Since 2004-05)

- 4 Lester Hudson, UT Martin 2008-09
- 3 Kris Dunn, Providence 2015-16
- 3 Jevon Carter, West Virginia 2017-18
- 3 Brian Beard Jr., Florida International 2018-19
- 3 Terrell Brown Jr., Washington 2021-22
- 3 B.J. Edwards, SMU 2025-26**

#### SMU - Most Wins In A Season (\* Conference Champions)

Wins	Season	Record	Coach	Postseason
30	2016-17*	30-5	Jankovich	NCAA 1st Rnd
28	1987-88*	28-7	Bliss	NCAA 2nd Rd
27+	2013-14	27-10	Brown	NIT Final
27	2014-15*	27-7	Brown	NCAA 2nd Rnd
26	1955-56*	26-4	Hayes	NCAA Final 4
25	1983-84	25-8	Bliss	NCAA 2nd Rd
25	2015-16	25-5	Jankovich/Brown	
24	2021-22	24-9	Jankovich	NIT 2nd Rnd
<b>24</b>	<b>2024-25</b>	<b>24-11</b>	<b>Enfield</b>	<b>NIT 2nd Rnd</b>
23	1984-85	23-10	Bliss	NCAA 2nd Rd
22	1956-57*	22-4	Hayes	NCAA Reg SF
21	1999-00	21-9	Dement	NIT 1st Rnd

#### SMU - Most Conference Wins In A Season (\* Champions)

Wins	Season	League	Overall	Coach
17	2016-17 *	17-1	30-5	Tim Jankovich
15	2014-15 *	15-3	27-7	Larry Brown
13	2015-16	13-5	25-5	Larry Brown
13	2021-22	13-4	24-9	Tim Jankovich
<b>13</b>	<b>2024-25</b>	<b>13-7</b>	<b>24-11</b>	<b>Andy Enfield</b>

#### SMU - Most Conference Wins In Two Seasons (\* Champs)

Wins	Season (Conference Record)	Coach
30	2015-16 (13-5), 2016-17 (*17-1)	Brown/Jankovich
28	2014-15 (*15-3), 2015-16 (13-5)	Larry Brown
27	2013-14 (+12-6), 2014-15 (*15-3)	Larry Brown
<b>24</b>	<b>2023-24 (11-7), 2024-25 (13-7)</b>	<b>Lanier/Enfield</b>
23	1955-56 (*12-0), 1956-57 (*11-1)	Doc Hayes
23	1965-66 (*11-3), 1966-67 (*12-2)	Doc Hayes
23	2016-17 (*17-1), 2017-18 (6-12)	Tim Jankovich
22	1983-84 (12-4), 1984-85 (10-6)	Dave Bliss

#### SMU - Most Home Wins In A Season

Wins	Season	Home	Record	Coach
18+	2013-14+	18-1+	27-10	Larry Brown
18	2016-17	18-0	30-5	Tim Jankovich
17	2021-22	17-1	24-9	Tim Jankovich
16	2014-15	16-2	27-7	Larry Brown
16	2015-16	16-1	25-5	Brown/Jankovich
15	1984-85	15-1	23-10	Dave Bliss
15	2010-11	15-7	20-15	Matt Doherty
14	2023-24	14-3	20-13	Rob Lanier
<b>13</b>	<b>2024-25</b>	<b>13-6</b>	<b>24-11</b>	<b>Andy Enfield</b>
13	7 other times			
<b>12</b>	<b>2025-26</b>	<b>12-2</b>		<b>Andy Enfield</b>

#### SMU - Most Road Wins In A Season

Wins	Season	Road	Overall	Coach
10	1955-56	10-2	26-4	Doc Hayes
9	2014-15	9-4	27-7	Larry Brown
8	1961-62	8-5	18-17	Doc Hayes
8	1983-84	8-4	25-8	Dave Bliss
8	2016-17	8-3	30-5	Tim Jankovich
7	1966-67	7-3	20-6	Doc Hayes
7	1987-88	7-4	28-7	Dave Bliss
7	1992-93	7-4	20-8	John Shumate
7	1999-00	7-6	21-9	Mike Dement
7	2015-16	7-4	25-5	Brown/Jankovich
<b>7</b>	<b>2024-25</b>	<b>7-4</b>	<b>24-11</b>	<b>Andy Enfield</b>

#### SMU - Most Conference Road Wins In A Season

Wins	Season	League	Overall	Coach
8-1	2016-17	17-1	30-5	Tim Jankovich
7-2	2014-15	15-3	27-7	Larry Brown
<b>7-3</b>	<b>2024-25</b>	<b>13-7</b>	<b>24-11</b>	<b>Andy Enfield</b>
6-0	1955-56	12-0	26-4	Doc Hayes
6-1	1966-67	12-2	20-6	Doc Hayes
6-2	1983-84	12-4	25-8	Dave Bliss

#### SMU - Consecutive Road Wins

Wins	Began / Ended
8	12-22-1955 at Wichita St / 12-21-1956 at [7] Kentucky
7	1-11-2015 at UCF / 3-1-2015 at Connecticut
6	1-17-1967 at Arkansas / 12-9-1967 at Wisconsin
6	3-15-2015 at Connecticut / 1-24-2016 at Temple
6	1-15-2017 at Tulane / 12-5-2017 at [20/20] TCU
<b>6</b>	<b>1-15-2024 at Virginia / 3-1-2025 at Stanford</b>

#### SMU - Best Starts with 0 losses

Start	Season	Record	Coach
18-0	2015-16	25-5	Jankovich/Brown
10-0	1997-98	18-10	Mike Dement
9-0	1984-85	23-10	Dave Bliss
8-0	2019-20	19-11	Tim Jankovich
<b>8-0</b>	<b>2025-26</b>		<b>Andy Enfield</b>

#### SMU - Best Home Starts

Start	Season	Home	Overall	Coach
18-0	2016-17	18-0	30-5	Tim Jankovich
17-0	2021-22	17-1	24-9	Tim Jankovich
15-0	2013-14+	18-1	27-10	Larry Brown
15-0	1984-85	15-1	23-10	Dave Bliss
13-0	1999-00	13-2	21-9	Mike Dement
12-0	1956-57	13-1	22-4	Doc Hayes
12-0	2015-16	16-1	25-5	Jankovich/Brown
<b>11-0</b>	<b>2025-26</b>			<b>Andy Enfield</b>

+ Wins from 2013-14 later vacated

**BONUS BASKETBALL:** SMU is 2-0 in overtime games this season, winning 87-81 at Mississippi State 11/28 and 93-80 vs Texas A&M 12/7.

- 11/28 at Mississippi State - Tied 74-74, win 87-81 (Boopie Miller 6 points in OT, 28 for the game)
- 12/7 vs Texas A&M - Tied 77-77, win 93-80 (Jaron Pierre Jr. 9 points in OT, 35 for the game)

**SMU - Most Points In An Overtime**

- 19 vs. Rice, 2-23-2011
- 17 vs. Nevada, 1-18-2003
- 17 at Tulsa, 1-1-2005
- 16 vs. Rice, 1-21-2006
- **16 vs Texas A&M, 12-7-2025**

**BUCKETS FOR BOOPIE:** Boopie Miller is averaging 19.2 points (6th ACC, 50th NCAA) and has 11 games of at least 20 points this season. He is shooting 46.9% overall, 39.0% on threes and 86.6% on free throws (4th ACC, 77th NCAA). He is also helping others with 6.8 assists per game (2nd ACC, 13th NCAA). He has five double-doubles this season (8th ACC, 96th NCAA) of points and assists, including 27 points with 12 assists in the 97-83 win versus [12/12] North Carolina Jan. 3 and 23 points with 12 assists in the 87-85 win over Butler Nov. 15.

**SMU Season Scoring Avg (Since 1953-54) (Must Play in 75% of Games)**

1	28.5	Gene Phillips (Jr.), 1969-70 (685/24)
2	28.3	Gene Phillips (Sr.), 1970-71 (737/26)
3	24.0	Jim Krebs (Sr.), 1956-57 (624/26)
4	22.6	Ira Terrell (Sr.), 1975-76 (634/28)
5	22.1	Ira Terrell (So.), 1973-74 (597/27)
6	22.0	Damon Hancock (Sr.), 2001-02 (572/26)
7	21.5	Sammy Hervey (Jr.), 1972-73 (537/25)
8	21.3	Jim Krebs (So.), 1954-55 (555/26)
	21.3	Gene Phillips (So.), 1968-69 (510/24)
10	20.9	Jan Loudermilk (Sr.), 1961-62 (523/25)
11	20.3	Gene Elmore (Sr.), 1963-64 (486/24)
	20.3	Quinton Ross (Sr.), 2002-03 (608/30)
13	20.1	Carroll Hooser (Sr.), 1965-66 (483/24)
14	20.0	Bill Voight (Sr.), 1968-69 (481/24)
—	<b>19.2</b>	<b>Boopie Miller (Sr.), 2025-26</b>

**Longest Streak Of Games Scoring 10+ for SMU (Since 2000)**

<b>30+</b>	<b>Boopie Miller (since 1/29/2025)</b>
29	Damon Hancock (2/22/01 to 3/6/02)
28	Quinton Ross (12/6/01 to 12/17/02)
27	Semi Ojeleye (12/4/2016 to 3/17/17)

**BUZZER-BEATERS X5:** The Mustangs have won five games in the closing seconds under Head Coach Andy Enfield with three of those by Boopie Miller

- 1/14/26 win 77-76 vs Virginia Tech at Moody Coliseum (Boopie Miller from half court at the buzzer)
- 11/15/25 win 87-85 vs Butler at Moody Coliseum (Jaron Pierre Jr. reverse layup with 4.2 seconds left)
- 3/4/25 win 77-75 vs Syracuse at Moody Coliseum (Keon Ambrose-Hylton tip-in with 2.9 seconds left)
- 1/15/25 win 54-52 at Virginia (Boopie Miller right-wing 3-pointer with 0.4 seconds left)
- 11/26/24 win 79-77 vs Cal Baptist in Acrisure Holiday Invitational semifinal (Boopie Miller 10-foot running jumper with 2.1 seconds left)

**CAPTAINS:** The captains for the 2025-26 season are Boopie Miller and B.J. Edwards. Miller was also a captain for the 2024-25 season.

**CENTER OF ATTENTION:** Sophomore center Samet Yiğitoğlu is averaging 10.7 points (49th ACC), 8.1 rebounds (7th ACC, 69th NCAA) and 1.5 blocks (5th ACC, 77th NCAA) with five double-doubles (8th ACC, 96th NCAA) while shooting 60.2%. As A freshman in 2024-25, he averaged 10.0 points (51st ACC), 6.2 rebounds (17th ACC), 2.4 offensive rebounds (12th ACC) and 1.0 blocks (15th ACC) while shooting 53.5% from the field and recording three double-doubles (21st ACC).

**SMU Season FG Pct. (Since 1953-54) (Min. 75 Field Goals Made)**

1	64.1	Keon Ambrose-Hylton (Sr.), 2023-24 (98-153)
2	63.7	Terry Williams (Sr.), 1986-87 (142-233)
3	62.1	Jon Koncak (Jr.), 1983-84 (211-340)
4	62.0	Terry Williams (Jr.), 1985-86 (150-242)
5	61.3	Ben Moore (Fr.), 2013-14 (84-137)
6	60.7	Larry Davis (Jr.), 1983-84 (219-361)
7	60.2	Sterling Brown (Jr.), 2015-16 (109-181)
—	<b>60.2</b>	<b>Samet Yigitoglu (So.), 2025-26 (103-171)</b>

**SMU Best Season FG Pct by a Freshman**

1	61.3	Ben Moore, 2013-14 (84-137)
2	57.2	Ira Terrell, 1972-73 (219-383)
3	55.4	Feron Hunt, 2018-19 (98-177)
<b>4</b>	<b>53.5</b>	<b>Samet Yiğitoğlu, 2024-25 (123-230)</b>
5	51.7	David Piehler, 1979-80 (163-315)
6	51.4	Jeff Swanson, 1974-75 (125-243)

**SMU SEASON RECORDS (Under Head Coach Andy Enfield)**

<b>3-point FG percentage</b>		
1.	.429 (88-205)	1986-87
2.	.420 (194-462)	2015-16
3.	.413 (97-235)	1988-89
4.	.410 (152-371)	1987-88
5.	.406 (286-705)	2016-17
6.	.394 (277-703)	2010-11
7.	.379 (174-459)	2013-14
	.379 (281-741)	2017-18
<b>9.</b>	<b>.378 (275-727)</b>	<b>2024-25</b>
—	<b>.374</b>	<b>2025-26</b>

<b>Free throw percentage</b>		
1.	.769 (552-718)	1961-62
2.	.768 (552-719)	1970-71
3.	.762 (412-541)	2019-20
—	<b>.762</b>	<b>2025-26</b>
4.	.761 (715-939)	1955-56
5.	.759 (542-714)	1965-66
6.	.750 (502-669)	2021-22
7.	.746 (440-590)	1979-80
8.	.745 (493-662)	2012-13
9.	.742 (409-551)	2010-11
10.	.740 (506-684)	1962-63

<b>Total Points</b>		
1.	2879 (35 games)	1987-88
<b>2.</b>	<b>2797 (35 games)</b>	<b>2024-25</b>
3.	2627 (37 games)	2013-14
4.	2599 (35 games)	2016-17
5.	2535 (33 games)	2023-24
6.	2506 (33 games)	1983-84
7.	2491 (33 games)	1984-85
8.	2436 (33 games)	2021-22
9.	2390 (28 games)	1975-76
10.	2363 (30 games)	1955-56
11.	2350 (34 games)	2014-15
12.	2319 (30 games)	2015-16
—	<b>1988</b>	<b>2025-26</b>

<b>Scoring Average</b>		
1.	87.0 (26 games)	1970-71
—	<b>86.4</b>	<b>2025-26</b>
2.	85.4 (28 games)	1975-76
3.	84.0 (26 games)	1965-66
4.	83.3 (27 games)	1971-72
5.	82.3 (35 games)	1987-88
6.	82.0 (27 games)	1964-65
—	<b>79.9</b>	<b>2024-25</b>

<b>3-point field goals made</b>		
1.	286 (35 games)	2016-17
2.	281 (33 games)	2017-18
3.	280 (33 games)	2021-22
4.	277 (35 games)	2010-11
<b>5.</b>	<b>275 (35 games)</b>	<b>2024-25</b>
6.	263 (32 games)	2018-19
7.	251 (33 games)	2023-24

<b>Steals</b>		
1.	297	1987-88
2.	282	2013-14
	<b>282</b>	<b>2024-25</b>
4.	278	1999-00
5.	277	2023-24
6.	248	1998-99

<b>Steals average</b>		
1.	9.3 (30 games)	1999-00
2.	8.6 (28 games)	2004-05
3.	8.5 (35 games)	1987-88
4.	8.4 (33 games)	2023-24
5.	8.3 (28 games)	1992-93
	8.3 (30 games)	1998-99
<b>7.</b>	<b>8.1 (35 games)</b>	<b>2024-25</b>
8.	7.8 (30 games)	2002-03
9.	7.7 (29 games)	2005-06
10.	7.6 (37 games)	2013-14
11.	7.5 (30 games)	2003-04
—	<b>7.5</b>	<b>2025-26</b>

<b>Best Assist-to-Turnover Ratio</b>		
1.	1.74	1986-87
2.	1.71	1987-88
3.	1.50	2016-17
—	<b>1.50</b>	<b>2025-26</b>
4.	1.42	2015-16
5.	1.39	2023-24
6.	1.37	1985-86
<b>7.</b>	<b>1.33</b>	<b>2024-25</b>



**23**  
**NET**

On Jan. 4, SMU was No. 23 in the NCAA NET, the highest for SMU since the NET started in 2019.

**ACC NET TOP 75**  
AS OF JANUARY 29

DUKE #2	CLEMSON #29
VIRGINIA #16	SMU #31
LOUISVILLE #19	MIAMI #36
NORTH CAROLINA #26	VIRGINIA TECH #54
NC STATE #27	CALIFORNIA #56
WAKE FOREST #67	

On Jan. 29, the ACC had 11 teams in the Top 70.

#### SMU Career Blocked Shots Avarage

1	2.4	Bamba Fall (245/103), 2005-09
2	2.3	Reggie Franklin (55), 1977-79
	2.3	Jon Koncak (123), 1981-85
4	2.1	Ira Terrell (80), 1972-76
5	1.4	Brad Branson (54), 1978-80
6	1.3	Patrick Simpson (114), 2001-05
—	1.2	Samet Yiğitoğlu, 2024-
7	1.2	Papa Dia (143/124), 2007-11
8	1.1	Markus Kennedy (97/89), 2013-16
9	1.0	Cannen Cunningham (131/134), 2011-15

**CENTURY MARK:** SMU has scored at least 100 points nine times under Head Coach Andy Enfield, including four this season (plus 96 2x, 97 2x, a 98 and a 99). The five 100-point games in 2024-25 were the most since the 1992-93 season (6 times). The Mustangs' 117-74 win at Miami 1/18/25 set program records for points in a road game (was 112 at Arkansas 2/13/1971) and points in a league game (was 116 vs TCU 1/5/1977). The 117 points tied for sixth-highest in program history and was the most in an ACC game since Wake Forest scored 119 in 3OT at North Carolina in 2003 and the most in an ACC game in regulation since 1983 (130 by NC State at Wake Forest).

#### Most 100-Point Games In A Season

6 - 1992-93
5 - 2024-25
4 - 1972-73
4 - 1975-76
4 - 2025-26

#### Most 100-Point Games By Coach:

12 - Doc Hayes 1947-67
11 - Sonny Allen 1975-80
10 - Bob Prewitt 1967-75

#### 9 - Andy Enfield 2024-

#### Most Points In Program History

123 Texas Lutheran, 12-3-1979
121 Texas Wesleyan, 12-30-1978
121 vs. James Madison, 11-28-1987
119 Georgia State, 12-17-1979
118 Texas Southern, 12-1-1986
117 Texas Lutheran, 11-28-1977
117 at Miami, 1-18-2025

**CHARITY WORK:** The Mustangs are shooting 76.2% as a team at the free-throw line (4th ACC, 46th NCAA). Boopie Miller is hitting 86.6% (4th ACC, 71st NCAA) and Corey Washington is shooting 80.5% (12th ACC, 99th NCAA). Boopie Miller has four of the top-22 performances in program history, knocking down 11-11 vs Tarleton State 11/3, 12-12 vs Radford 11/24, 10-10 vs Texas A&M 12/7 and 11-11 at Clemson 1/7.

#### SMU Single-Game Free Throw Pct. (Min. 10 MADE)

19-19 Gene Phillips, at Texas A&M, 2-2-1971
17-17 James Thompson, Northwestern, 12-17-1962
14-14 Bryan Hopkins, Boise St., 2-1-2003
12-12 Quinton Ross, at Rice, 1-23-2003
12-12 Boopie Miller, Radford, 11-24-2025
11-11 John Colborne, Texas A&M, 2-10-1990
11-11 Boopie Miller, Tarleton State, 11-3-2025
11-11 Boopie Miller, at [rv/rv] Clemson, 1-7-2026
10-10 Boopie Miller, vs Texas A&M, 12-7-2025
10-10 on 13 other occasions

#### Fewest Turnovers Per Game

1.	10.8	2016-17
2.	11.0	2018-19
3.	11.3	2023-24
4.	11.6	1996-97
	11.6	2017-18
—	11.6	2025-26
6.	11.9	2024-25
7.	12.0	1998-99
8.	12.3	1985-86
	12.3	2021-22
10.	12.4	2015-16

#### Scoring margin

1.	14.3 (74.3-60.0)	2016-17
2.	13.9 (77.3-63.4)	2015-16
3.	13.4 (77.6-64.2)	1956-57
4.	11.0 (78.8-67.7)	1955-56
5.	10.4 (82.3-71.8)	1987-88
6.	9.4 (69.1-59.8)	2014-15
—	9.1	2025-26
7.	8.8 (71.0-62.2)	2013-14
8.	8.6 (79.9-71.3)	2024-25
9.	8.4 (77.1-68.7)	1953-54

#### Rebound margin

1.	10.2 (39.4-29.3)	2015-16
2.	8.7 (38.1-29.5)	2016-17
3.	8.4 (37.2-28.8)	1988-89
4.	6.7 (36.6-29.9)	2014-15
5.	5.7 (48.5-42.8)	1959-60
6.	5.5 (38.4-32.9)	2024-25
7.	5.1 (39.8 34.7)	2023-24
8.	5.0 (46.5-41.5)	1958-59
—	3.4	2025-26

#### SMU All-Americans

1934-35	Whitey Baccus (Sr.)
1955-56	Jim Krebs (Sr.)
1956-57	Jim Krebs (Sr.) (1st team - Consensus)
1959-60	Max Williams (Sr.)
1969-70	Gene Phillips (Sr.)
1970-71	Gene Phillips (Sr.)
1975-76	Ira Terrell (Sr.)
1984-85	Jon Koncak (Sr.) (2nd team - Consensus)
2002-03	Quinton Ross (Sr.)
2014-15	Nic Moore (Sr.) (AP Honorable Mention)
2015-16	Nic Moore (Sr.) (AP Honorable Mention)
2016-17	Semi Ojeleye (Sr.) (AP Honorable Mention)

#### SMU Conference Players Of The Year

Rick Herrscher: 1957-58
Denny Holman: 1966-67
Gene Phillips: 1968-69, 1969-70, 1970-71
Ira Terrell: 1975-76
Mike Wilson: 1992-93
Jeryl Sasser: 1998-99
Quinton Ross: 2002-03
Nic Moore: 2014-15, 2015-16
Semi Ojeleye: 2016-17
Kendric Davis: 2021-22

#### SMU Multi-Time All-Conference First-Team

Walter Allison (1926-27, 1927-28)
Bill Skeeters (1929-30, 1930-31)
J.D. Norton (1936-37, 1937-38)
Billy Dewell (1936-37, 1937-38, 1938-39)
Jack Brown (1949-50, 1950-51)
Jim Krebs (1954-55, 1955-56, 1956-57)
Bobby Mills (1955-56, 1956-57)
Larry Showalter (1955-56, 1956-57)
Rick Herrscher (1956-57, 1957-58)
Max Williams (1958-59, 1959-60)
Jan Loudermilk (1960-61, 1961-62)
Carroll Hooser (1964-65, 1965-66)
Charles Beasley (1965-66, 1966-67)
Bill Voight (1967-68, 1968-69)
Gene Phillips (1968-69, 1969-70, 1970-71)
Ira Terrell (1972-73, 1973-74, 1974-75)
Jon Koncak (1983-84, 1984-85)
Jeryl Sasser (1998-99, 1999-00)
Nic Moore (2013-14, 2014-15, 2015-16)
Kendric Davis (2020-21, 2021-22)

#### SMU - Best Season Free-Throw Percentage

1.	.769 (552-718)	1961-62
2.	.768 (552-719)	1970-71
3.	.762 (412-541)	2019-20
—	<b>.762</b>	<b>2025-26</b>
4.	.761 (715-939)	1955-56
5.	.759 (542-714)	1965-66
6.	.750 (502-669)	2021-22

#### SMU Career FT Pct. (min. 80 made)

1	88.4	Eric Longino (99-112), 1987-89
2	85.7	Kendric Davis (335-391), 2019-22
—	<b>84.6</b>	<b>Boopie Miller (209-247), 2024-26</b>
3	84.2	Robert Nyakundi (182-216), 2008-12
4	83.9	Charles Beasley (270-322), 1964-67
5	83.8	Nic Moore (301-359), 2013-16

#### SMU Season FT Percentage (84.0%+) (Since 1953-54) (Min. 40 Made)

1	90.0	Eric Longino (Jr.), 1987-88 (45-50)
	90.0	Robert Nyakundi (Jr.), 2010-11 (72-80)
3	88.9	Nic Moore (Jr.), 2014-15 (104-117)
4	88.5	Mark Davis (Fr.), 1976-77 (46-52)
5	88.2	Chad Allen (Fr.), 1990-91 (45-51)
—	<b>86.6</b>	<b>Boopie Miller (Sr.), 2025-26 (129-149)</b>

**COACHES VS CANCER (Jan. 26-Feb. 1):** Coaches vs. Cancer Suits And Sneakers Week is a nationwide event when basketball coaches across the country unite for a common cause – saving lives from cancer! To raise awareness and bring attention to the cause during this week, we are asking coaches to return to suiting up during their games – and of course, wear their most eye-catching sneakers. The Coaches vs. Cancer program is a nationwide collaboration between the American Cancer Society and the National Association of Basketball Coaches. This initiative leverages the personal experiences, community leadership, and professional excellence of coaches nationwide to increase cancer awareness and promote healthy living through year-round awareness efforts, fundraising activities, and advocacy programs. Since 1993, coaches have raised over \$179 million for the American Cancer Society.

**COACHES IN YEAR 2 (HIGH-MAJOR):** SMU is 40-18 (.690) in the two seasons under Head Coach Andy Enfield. That is the fifth-highest winning percentage among coaches the second season at a high-major program.

#### Through Feb. 4

	W	L	PCT
Dusty May, Michigan	49	11	0.817
Pat Kelsey, Louisville	44	14	0.759
Kevin Young, BYU	43	16	0.729
Mark Byington, Vanderbilt	39	17	0.696
Andy Enfield, SMU	40	18	0.690
Mark Pope, Kentucky	41	19	0.683
John Calipari, Arkansas	39	20	0.661
Kyle Smith, Stanford	36	23	0.610
Eric Musselman, Southern Cal	35	24	0.593
Jake Diebler, Ohio State	32	23	0.582
Steve Lutz, Oklahoma State	33	25	0.569
David Riley, Washington State	30	30	0.500
Danny Sprinkle, Washington	25	30	0.455

**DOUBLE-DOUBLES:** Six Mustangs have recorded double-doubles in their careers: Corey Washington (16), Boopie Miller (9), Samet Yiğitoğlu (8), Jaron Pierre Jr. (7), B.J. Edwards (3), Jaden Toombs (1). **TRIPLE-DOUBLE:** B.J. Edwards has two trip-doubles this season (the only player in the nation with multiple triple-doubles). He had 24 points, 13 assists and 10 steals in the 100-69 win vs Arkansas State 11/21 and then 21 points, 10 assists and 11 rebounds in the 110-63 victory over Cal State Fullerton on 12/28. They are the sixth and seventh in SMU history as well as the 42nd and 43rd in ACC history. He is the only one in SMU or ACC history to do so with steals. The 10 steals set an SMU record and tied for second in ACC history. **THREE DOUBLE-DOUBLES:** Three Mustangs have had a double-double in the same game twice this season. First in the 89-72 win over Radford 11/24 (Boopie Miller 25 points, 10 assists; Jaron Pierre Jr. 15 points, 13 rebounds; Corey Washington 21 points, 12 rebounds). The second was the 110-63 triumph over Cal State Fullerton 12/28 (B.J. Edwards 21 points, 11 rebounds, 10 assists; Boopie Miller 14 points, 12 assists; Samet Yigitoglu 11 points, 12 rebounds). This season was the first time an SMU trio had double-doubles in the same game since 12/16/2015 vs Nicholls (Jordan Tolbert 18pts, 23rebs; Ben Moore 22pts, 15rebs; Sterling Brown 10pts, 11rebs)

#### Seasons With Six Mustangs Recording A Double-Double

**2025-26 (Boopie Miller 5, Samet Yiğitoğlu 5, Corey Washington 3, B.J. Edwards 2, Jaron Pierre Jr., Jaden Toombs)**

2024-25 (Matt Cross 6, Samet Yiğitoğlu 3, Boopie Miller 2, Yohan Traore 2, B.J. Edwards, Chuck Harris)  
1978-79 (Brad Branson 17, Billy Allen 6, Reggie Franklin 4, Richard Harris 2, Phil Hale, Gordon Welch)  
1977-78 (Reggie Franklin 5, TJ Robinson 5, Jeff Swanson 5, Joey Ceravolo 2, Gordon Welch, Mark Davis)  
1962-63 (Gene Elmore 4, David Siegmund 3, Jim Smith 3, Dave Somerville 2, James Thompson 2, Bill Ward)



hwestern medical Center ACC

The Dallas Morning News

WE'RE **BIGGER AND LONGER** AND **MORE ATHLETIC**

AND WE STILL HAVE THE SAME SKILL SETS, AND OUR GUARDS ARE MORE EXPERIENCED.



WE TRY TO HIT THE OPEN MAN AND

**MAKE THE EXTRA PASS.**

IT BECOMES CONTAGIOUS. AS YOU SAW, WE HAD SIX GUYS 9.9 OR HIGHER. IT'S A GREAT, FUN WAY TO PLAY BASKETBALL WHEN YOU KNOW YOUR TEAMMATES ARE GOING TO LOOK OUT FOR YOU.



**SMU**

#### FOUR-STAR CAMERON LOMAX SIGNS WITH SMU

DALLAS (SMU) – Four-star prospect Cameron Lomax has signed to play at SMU beginning with the 2026-27 season, Head Coach Andy Enfield announced today.

Lomax (6-1, G), from Frisco Heritage High School, is a two-time All-State, two-time All-Region, two-time District MVP and one-time District Offensive MVP. He has school career records for points (2,148), steals (254) and free throws (466). As a junior, he set school season records for points (859), scoring average (25.3), steals (102), free throws (239) and free throw percentage (88.2%). Lomax also set game records for points (41) and steals (8).

**Cameron Lomax (G, 6-1, 165)**

**Heritage High School in Frisco, Texas**

247 Sports | 4-star | #9 Texas | #23 Position | #138 National  
ESPN | 4-star | #10 Texas | #23 Position  
On3 | 4-star | #9 Texas | #25 Position | #145 National



2025-26 Double-Doubles

Name	Opponent	Stats	Season	Career
Samet Yiğitoğlu	Texas A&M-Corpus Christi 11/6/25	12 pts, 10 rebs	1st	4th
Corey Washington	Murray State 11/11/25	17 pts, 11 rebs	1st	14th
Boopie Miller	Butler 11/15/25	23 pts, 12 asts	1st	5th
Boopie Miller	UAPB 11/18/25	15 pts, 10 asts	2nd	6th
B.J. Edwards	Arkansas State 11/21/25	24 pts, 13 asts, 10 stls	1st	2nd
Boopie Miller	Radford 11/24/25	25 pts, 10 asts	3rd	7th
Jaron Pierre Jr.	Radford 11/24/25	15 pts, 13 rebs	1st	7th
Corey Washington	Radford 11/24/25	21 pts, 12 rebs	2nd	15th
Corey Washington	at Mississippi State 11/28/25	12 pts, 10 rebs	3rd	16th
Samet Yiğitoğlu	vs [rv/rv] LSU 12/13/25	10 pts, 10 rebs	2nd	5th
Samet Yiğitoğlu	Central Arkansas 12/21/25	14 pts, 11 rebs	3rd	6th
B.J. Edwards	Cal State Fullerton 12/28/25	21 pts, 11 rebs, 10 asts	2nd	3rd
Boopie Miller	Cal State Fullerton 12/28/25	14 pts, 12 asts	4th	8th
Samet Yigitoglu	Cal State Fullerton 12/28/25	11 pts, 12 rebs	4th	7th
Boopie Miller	[12/12] North Carolina 1/3/26	27 pts, 12 asts	5th	9th
Samet Yigitoglu	at [rv/rv] Clemson 1/7/26	14 pts, 11 rebs	5th	8th
Jaden Toombs	Virginia Tech 1/14/26	12 pts, 10 rebs	1st	1st

2024-25 Double-Doubles (returnees)

Samet Yiğitoğlu	vs Washington State 11/27/24	12 pts, 11 rebs	1st	1st
Samet Yiğitoğlu	[4/4] Duke 1/4/25	10 pts, 13 rebs	2nd	2nd
Boopie Miller	at Miami 1/18/25	18 pts, 10 asts	1st	3rd
Boopie Miller	Stanford 2/1/25	10 pts, 10 asts	2nd	4th
Samet Yiğitoğlu	Pitt 2/11/25	17 pts, 10 rebs	3rd	3rd
B.J. Edwards	Northern Iowa 3/19	16 pts, 10 rebs	1st	1st

SMU Points-Assists Double-Doubles In A Season

Billy Allen	1978-79	6
Billy Allen	1979-80	6
Michael Jaccar	1975-76	5
Gerald Lewis	1992-93	5
Kendric Davis	2020-21	5
Boopie Miller	2025-26	5

**ESPN TOP 50 PLAYERS AT MIDSEASON (Jan. 28):** Boopie Miller was ranked No. 30 by Jeff Borzello and Myron Medcalf after not being in the top 100 on the preseason list. He was ranked fourth among ACC players listed.

1. Cameron Boozer, Duke
4. Caleb Wilson, North Carolina
28. Henri Veesaar, North Carolina
30. Boopie Miller, SMU
32. Ebuka Okorie, Stanford
35. Malik Reneau, Miami
36. Ryan Conwell, Louisville
38. Isaiah Evans, Duke
50. Mikel Brown Jr., Louisville

**GIVING THANKS:** SMU Football and Men's Basketball partnered with the Dallas Police Department, Coincilmán Maxie Johnson (District 4) and For Oak Cliff for its annual turkey giveaway at South Oak Cliff High School on the Wednesday before Thanksgiving. SMU redshirt-freshman Chance Puryear is from nearby Carter High School.

**HALF A HUNDRED:** SMU has scored at least 50 points in a half nine times this season. The Mustangs scored at least 50 in a half 13 times in 2024-25, going 10-0 in those games (high was 60 in the 1st half at Miami 1/18).

- 11/11 vs Murray State (53 in 2nd - W, 102-91)
- 11/18 vs UAPB (61 in 2nd - W, 106-60)
- 11/21 vs Arkansas State (50 in 1st, 50 in 2nd - W, 100-69)
- 12/21 vs Central Arkansas (51 in 1st - W, 99-82)
- 12/28 vs Cal State Fullerton (51 in 1st, 59 in 2nd - W, 110-63)
- 1/3 vs [12/12] North Carolina (58 in 2nd - W, 97-83)
- 2/7 at Pitt (52 in 2nd - W, 86-67)

SMU vs Notre Dame (2-4)   H: 0-2 A: 1-2 N: 1-0   ~ACC: 1-0   ^NCAA: 1-0				
1948-49	D30	H	L	45-58
1967-68	D11	A	L	59-79
1987-88	M17	N^	W	83-75 (CBS)
1988-89	J17	A	L	45-67 (WGN)
1989-90	F8	H	L	49-63 (KDAF, HSE)
2024-25	F19	A~	W	97-73 (ACCN)

^ NCAA Tournament 1st Round (Chapel Hill, N.C.)

SMU vs Syracuse (2-0) | H: 1-0 A: 0-0 N: 1-0 | ~ACC: 1-0 | #ACC-T: 1-0

2024-25	M4	H~	W	77-75 (ESPNU)
	M12	N#	W	73-53 (ESPNU)

# ACC Tournament (Charlotte, North Carolina - Spectrum Center)

SMU vs Louisville (2-10) | H: 1-4 A: 0-5 N: 1-1 OT: 0-0

^NCAA: 1-0 | #AMERICAN: 0-2 | +ACC: 0-2

1966-67	M17	N^	W	83-81 [2]
1968-69	D11	H	L	73-79
1969-70	D29	A	L	79-105 [14]
1970-71	D30	H	L	85-97 [17]
1971-72	D22	A	L	62-96 [19]
1983-84	D3	A	L	65-89 (KTXA)
1984-85	F16	H	W	[9] 72-64 [19] (CBS)
1987-88	D28	N~	L	79-87
2013-14	J12	A#	L	[rv/-] 63-71 [12/8] (CBSSN)
	M5	H#	L	[18/18] 71-84 [11/9] (CBSSN)
2024-25	J21	H+	L	73-98 [25/rv] (ACCN)
2025-26	J31	A+		[rv/rv] 74-88 [20/20] (ESPN)

^ NCAA Midwest Regional (Lawrence, Kan.)

~ Rainbow Classic (Honolulu, Hawaii) [AP or AP/Coaches]

SMU vs Boston College (2-0) | H: 0-0 A: 1-0 N: 1-0 | ~ACC: 1-0

1986-87	D19	N^	W	62-49
2024-25	D21	A~	W	103-77 (The CW)

^ Suntory Ball Classic (Tokyo, Japan)

SMU vs Cal (4-1)(3-1+) | H: 2-1 A: 1-0 N: 1-0 (H: 0-1+)

#NIT: 1-0 (0-0 +)   >ACC: 2-0				
1967-68	D28	H^	L	84-88
1979-80	D22	N~	W	97-88
2013-14	M26	H#	W+	[-/rv] 67-65 (ESPN2)
2024-25	J29	H>	W	76-65 (ACCN)
	F26	A>	W	81-77 (ESPNU)

^ All-Sports Association Tournament (Dallas, Texas)

~ Kentucky Invitational (Lexington, Ky.) | + Win vacated | [AP/Coaches]

SMU vs Stanford (3-3) | H: 2-1 A: 1-2 N: 0-0 OT: 0-0 | ~ACC: 1-1

1963-64	D28	H	L	70-80
1998-99	N18	A^	L	51-86 [3] (ESPN)
2015-16	N19	A	W	[rv/-] 85-70 (ESPN2)
2016-17	D19	H	W	72-49 (ESPN2)
2024-25	F1	H~	W	85-61 (ACCN)
	M1	A~	L	68-73 (ACCN)

^ Chase Preseason NIT | [AP] or [AP/Coaches]

SMU vs Miami (Fla.) (3-0) | H: 1-0 A: 2-0 N: 0-0 OT: 1-0 | ~ACC: 1-0

1990-91	D19	H	W	2ot 93-88
1991-92	D20	A	W	69-60
2024-25	J18	A~	W	117-74 (ESPNU)

SMU vs Florida State (2-2) | H: 1-0 A: 1-2 N: 0-0 | ~ACC: 1-1

2006-07	N14	A^	L	52-59
2023-24	D16	A	W	68-57 (ACC)
2024-25	M8	A~	L	69-76 (ESPNU)
2025-26	J24	H~		[rv/rv] 83-80 (ACCN)

^ Colonial Classic (Tallahassee, Fla.)



**Boopie Miller & Trey Utter at the December student-athlete graduation reception.**

**INTO THE ACC (17-12):** SMU is 18-12 in the ACC with a 9-6 mark at Moody Coliseum and a 9-6 road record. The Mustangs finished tied for fourth in their inaugural ACC season at 13-7, going 6-4 at Moody Coliseum and 7-3 on the road. SMU has league wins over 14 of the 17 ACC opponents.

Boston College (1-0)

Cal (2-0)

Florida State (1-1)

Georgia Tech (1-0)

Miami (1-0)

North Carolina (1-1)

NC State (1-1)

Notre Dame (1-0)

Pitt (2-0)

Stanford (1-1), plus 1-0 in the ACC Tournament

Syracuse (1-0)

Virginia (2-1)

Virginia Tech (2-0)

Wake Forest (1-1)

Clemson (0-2), plus 0-1 in the ACC Tournament | Duke (0-2) | Louisville (0-2)

**IMPACTFUL 100:** Associate Head Coach Chris Capko and Assistant Coach Jay Morris were named to the Silver Waves Media 2026 100 Most Impactful: Men's High Major Assistants list. The seventh annual High Major Assistants lists has seen numerous coaches go on to become Division I Head Coaches. The Silver Waves Media list have become the industry standard for excellence. The 2026 Men's list is made after consulting with a panel of industry professionals, and features some of the most outstanding and impactful assistants in Division I basketball. Both were previously selected to the Elite 75 Future Head Coach Power Lunch on April 3, 2025 hosted by Silver Waves Media.

**MEN OF STEALS:** SMU is averaging 7.5 steals this season (7th ACC). B.J. Edwards is averaging 2.5 (1st ACC, 11th NCAA) and Boopie Miller is averaging 1.8 (8th ACC). Edwards has 57 steals so far this season after an SMU-record 83 in 2024-25. He is the eighth Mustang with multiple 50-steals seasons and would be the fourth with multiple 60-steal seasons (Gerald Lewis, Carl Wright, Zhuric Phelps). Last season, SMU led the ACC at 8.1 (55th NCAA). B.J. Edwards led SMU at 2.4 steals (2nd ACC, 11th NCAA) and set a program record with 83 total steals. Boopie Miller averaged 1.6 per contest (9th ACC).

- 26 vs Arkansas State 11/21 (W, 100-69) - SMU Record, Tied ACC Record

- 12 vs Butler 11/15 (W, 87-85)

- 10 vs UAPB 11/18 (W, 106-60)

- 10 vs Cal State Fullerton 12/28 (W, 110-63)

**Games With Multiple Steals This Season (Through Feb. 7)**

22 Eli King, North Dakota

20 Javontae Campbell, Bowling Green; Tyler Cochran, Rhode Island

19 De'Shayne Montgomery, Dayton

18 Tyler Tanner, Vanderbilt

17 7 players

**16 B.J. Edwards, SMU (plus 10 other players)**

**SMU Career Steals**

1 225 Bryan Hopkins, 2002-06

2 209 Gerald Lewis, 1989-93

3 205 Carl Wright, 1982-85

4 197 Jeryl Sasser, 1997-01

5 179 Stephen Woods, 1996-00

6 **172 B.J. Edwards, 2023-25**

#### MUSTANG MAJORS

B.J. Davis-Ray	Undeclared
B.J. Edwards	Applied Physiology and Sport Management
Mitchell Holmes	Applied Physiology and Sport Management
Niccolo Kalischer-Stork	Cox School of Business - Finance
Boopie Miller	Sociology
Jermaine O'Neal	Pre-major: Cox School of Business
Jaron Pierre Jr.	Master's of Liberal Studies
Chance Puryear	Applied Physiology and Sport Management
Jaden Toombs	Undeclared
Trey Utter	Applied Physiology & Sport Mgmt; Minor: Business
Nigel Walls	Undeclared
Sam Walters	Applied Physiology and Sport Management
Corey Washington	History
Billy White	Undeclared
Samet Yigitoglu	Applied Physiology and Sport Management

#### SMU Athletics Launches "Mustang Partners"

Integrated Revenue Generation and Brand Division to Focus on Growth in Revenue-Share Era

Dec. 9, 2025 – SMU Athletics announced today the formation of Mustang Partners, a new integrated revenue generation division. Mustang Partners is a full-service revenue, NIL, and brand unit designed to aggressively pursue revenue and brand opportunities in the rapidly changing collegiate athletics landscape.

Mustang Partners' portfolio will encompass all revenue-generating and marketing units, including sponsorships in collaboration with Learfield, philanthropy, premium gameday experiences, and ticket sales, and will add commercial NIL, special events, and trademark and licensing. Mustang Partners will also focus on expanding brand storytelling across new and innovative channels.

"Mustang Partners is a bold new chapter in the story of SMU Athletics," said Damon Evans, Director of Athletics. "Today's rapidly evolving collegiate athletics marketplace demands programs to be more innovative, more adaptable, and more resolute in pursuing new opportunities and ideas. This new venture will position SMU at the forefront of the next era of collegiate athletics."

Mustang Partners will introduce four new areas:

- Mustang NIL is a comprehensive strategy to drive financial and branding opportunities for SMU student-athletes. Mustang NIL will integrate commercial opportunities with educational opportunities through the Department of Student-Athlete Success.
- Mustang Partners will focus on the development of new premium amenities within Gerald J. Ford Stadium, Moody Coliseum, and other athletic venues. A market study to evaluate new premium areas within Ford Stadium was completed in Fall 2025.
- Mustang Partners also expands on trademark and licensing activities, including the addition of the university's first full-time Director of Trademarks and Licensing, to lead efforts to maximize licensing and co-branding opportunities in the retail space.
- Mustang Partners will focus on booking special events and concerts into SMU athletic venues, as well as rentals of premium hospitality areas for corporate retreats, meetings, and private events.

Encompassing a staff of 60, Mustang Partners will be led by Brian Ullmann, Executive Deputy Director of Athletics, and a senior leadership team of Alex Gary, Deputy Athletic Director for External Relations, Lauren Adece, Deputy Athletic Director/Chief Marketing Officer/Chief Revenue Officer, and Sean Penix, Senior Associate Athletic Director/Commercial Strategy.

SMU Athletics closed the 2025 fiscal year with historic momentum across all areas of external support, led by a record-breaking year for the Mustang Club, which raised \$65,058,040 in cash gifts from 6,158 donors — the highest single-year cash total in SMU Athletics history. Football season tickets and revenue also reached a record high, with 2024 season tickets doubling 2023's total and increasing revenue by 157%. In addition, SMU saw large increases in concessions (108% increase), parking (98%) and licensing revenue (120%) as the momentum continues to build on the Hilltop.



#### SMU Career Steals Avg.

1	2.1	Bryan Hopkins (225/105), 2002-06
	2.1	Carl Wright (205/96), 1982-85
3	1.9	Gerald Lewis (209/112), 1989-93
—	<b>1.9</b>	<b>B.J. Edwards, 2023-</b>
4	1.7	Carlton McKinney (111/64), 1986-88
	1.7	Jeryl Sasser (197/117), 1997-01
	1.7	Jemeil Rich (136/81), 1994-97
	1.7	Zhuric Phelps (158/95), 2021-24
8	1.6	Stephen Woods (179/112), 1996-00
	1.6	Jimmy Whitt Jr. (103/63), 2017-19
—	<b>1.6</b>	<b>Boopie Miller, 2024-</b>
10	1.5	Willie Davis (160/109), 1997-01
	1.5	Paul McCoy (73/50), 2008-10

#### SMU Season Steals Average (Since 1976-77)

1	2.9	Gerald Lewis (Sr.), 1992-93 (79/27)
—	<b>2.5</b>	<b>B.J. Edwards (Sr.), 2025-26</b>
2	2.4	Bryan Hopkins (Sr.), 2005-06 (52/22)
	2.4	Bryan Hopkins (Jr.), 2004-05 (59/25)
	<b>2.4</b>	<b>B.J. Edwards (Jr.), 2024-25 (83/35)</b>
5	2.3	Carl Wright (So.), 1983-84 (77/33)
	2.3	Carl Wright (Jr.), 1984-85 (76/33)
	2.3	Gerald Lewis (Jr.), 1991-92 (63/28)
	2.3	Zhuric Phelps (So.), 2022-23 (68/30)

#### SMU Season Steals

1	<b>83</b>	<b>B.J. Edwards (Jr.), 2024-25</b>
2	79	Gerald Lewis (Sr.), 1992-93
3	77	Carl Wright (So.), 1983-84
4	76	Carl Wright (Jr.), 1984-85
5	68	Zhuric Phelps (So.), 2022-23 (30)
6	67	Willie Davis (Jr.), 1999-00 (30)
7	63	Gerald Lewis (Jr.), 1991-92 (28)
	63	Zhuric Phelps (Jr.), 2023-24 (33)
9	61	Bryan Hopkins (Fr.), 2002-03 (29)
	61	Carlton McKinney (Sr.), 1987-88 (35)
11	60	Jeryl Sasser (So.), 1998-99 (30)
	60	Jimmy Whitt (So.), 2017-18 (33)
—	<b>57</b>	<b>B.J. Edwards (Sr.), 2025-26</b>

#### SMU Single-Game Steals

1	<b>10</b>	<b>B.J. Edwards, Arkansas State, 11-21-2025</b>
2	9	Bryan Hopkins, San Jose State, 2-10-2005
3	8	Willie Davis, [15] Tulsa, 3-4-2000
4	<b>7</b>	<b>Boopie Miller, Arkansas State, 11-21-2025 (plus 8 other times)</b>

#### ACC Single-Game Steals

1	11	Kenny Dennard, Duke vs. Maryland ACC 2-3-79
2	10	Chris Singleton, Florida State vs. UNCG 11-14-10
	10	Mo Rivers, NC State vs. Clemson ACC 1-12-74
	<b>10</b>	<b>B.J. Edwards, Arkansas State, 11-21-2025</b>

#### ACC Single-Game Steals

1	26	NC State vs. Clemson, Jan. 12, 1974
	<b>26</b>	<b>SMU vs Arkansas State, Nov. 21, 2025</b>

**MUSTANGS MIC'D UP:** Mustangs Mic'd Up presented by the Cox School of Business is on Wednesdays Jan. 7, Jan. 21, Jan. 28, Feb. 4 and Feb. 18 at 7 p.m. at Ozona Grill and Bar. Each shows features SMU Men's Basketball Head Coach Andy Enfield and/or Women's Basketball Head Coach Adia Barnes. The series features multiple SMU head coaches for each show. It is co-hosted by Rich Phillips, the play-by-play voice of SMU Football and SMU Men's Basketball; Alex Glover '22, '24, an SMU Volleyball alum, sports broadcaster and NIL consultant; and Breanna Sorensen, SMU MustangVision Sideline Reporter and Producer. Fans can watch on the SMU Mustangs Facebook page or listen on SMUMustangs.com and SMU App. A replay is available on SMUMustangs.com, SMU App, Spotify and YouTube.



SMU won the 2024-25 Acrisure Holiday Invitational in Palm Springs, California. SMU def. Washington State 77-60 in the final. Boopie Miller was tournament MVP.



Head Coach Andy Enfield and Boopie Miller joined Mark Packer as the ACC Network broadcast from SMU for 2024 Homecoming.




Moody Coliseum attendance record 7,518 for the 60-51 win vs No. 11 Cincinnati 2-12-2017.

#### SEASON ATTENDANCE

Total	Games	Season
124,986	18	2014-15
124,198	18	2016-17
119,878	18	2017-18
117,420	17	2015-16
107,412	19	2013-14
103,856	18	2018-19
<b>102,665</b>	<b>19</b>	<b>2024-25</b>
101,296	16	1984-85
90,454	14	1978-79
<b>71,341</b>	<b>14</b>	<b>2025-26</b>



Today's student attendance is the largest since we joined the ACC in 2024



SMU had nearly a thousand students in The Stampede at Moody Coliseum for the 83-80 win over Florida State on January 24. Extra student tickets were made available the night before the game due to the inclement weather and icy conditions on local roads in Dallas.



**NET WORTH:** SMU is No. 34 in the Feb. 9 NCAA NET with 20 opponents in quads 1 (13) and 2 (7).

**Q1 (3-6) (H: 1-30) (N: 1-50) (A: 1-75) (3-6)**

3	01/10/26	@ Duke	L 75-82
14	12/03/25	@ Vanderbilt	L 69-88
16	01/17/26	Virginia	L 68-72
17	01/31/26	@ Louisville	L 74-88
17	02/17/26	Louisville	
24	01/03/26	North Carolina	W 97-83
27	02/03/26	NC State	L 83-84
30	01/07/26	@ Clemson	L 70-74
39	12/07/25	Texas A&M@Arlington	W 93-80 (1 OT)
60	02/25/26	@ California	
67	01/20/26	@ Wake Forest	W 91-79
68	02/14/26	@ Syracuse	
70	02/28/26	@ Stanford	

**Q2 (4-1) (H: 31-75) (N: 51-100) (A: 76-135) (4-1)**

37	03/04/26	Miami (FL)	
55	01/14/26	Virginia Tech	W 77-76
58	12/13/25	LSU@New Orleans	L 77-89
73	11/15/25	Butler	W 87-85
95	03/07/26	@ Florida St.	
96	11/28/25	@ Mississippi St.	W 87-81 (1 OT)
122	02/07/26	@ Pittsburgh	W 86-67

**PAINT BY BIG NUMBERS:** SMU is averaging 37.0 points in the paint this season. The Mustangs outscored Butler 62-30 in the paint in the 87-85 win on Nov. 15. SMU is 13-3 this season and 35-7 under Andy Enfield when outscoring opponents in the paint.

**Most points for SMU in the paint under Andy Enfield**

- 62 vs Butler 11/15/25
- 58 at Miami 1/18/25
- 56 vs Central Arkansas 12/21/25
- 52 at Boston College 12/21/24
- 50 vs Arkansas State 11/21/25

**POWER MOVE:** In 2024-25, SMU finished 24-11 (.686) after going 13-7 (.650) in the ACC. That was the second-highest winning percentage, tied for the second-most wins and tied for the second-best league win percentage among teams that changed leagues in the Power 4.

Team	League Change	Overall (Pct.)	Conference (Pct.)	Postseason
Oregon	Big Ten from Pac 12	25-10 (.714)	12-8 (.600)	NCAA
<b>SMU</b>	<b>ACC from AAC</b>	<b>24-10 (.686)</b>	<b>13-7 (.650)</b>	<b>NIT</b>
UCLA	Big Ten from Pac 12	23-11 (.676)	13-7 (.650)	NCAA
Arizona	Big 12 from Pac 12	24-13 (.649)	14-6 (.700)	NCAA
Stanford	ACC from Pac 12	21-13 (.600)	11-9 (.550)	NIT
Oklahoma	SEC from Big 12	20-14 (.588)	6-12 (.333)	NCAA
Texas	SEC from Big 12	19-16 (.543)	6-12 (.333)	NCAA
USC	Big Ten from Pac 12	17-18 (.486)	7-13 (.350)	The Crown
Utah	Big 12 from Pac 12	16-17 (.485)	8-12 (.400)	The Crown
Cal	ACC from Pac 12	14-19 (.424)	6-16 (.300)	N/A
Washington	Big Ten from Pac 12	13-18 (.419)	4-16 (.200)	N/A
Colorado	Big 12 from Pac 12	14-21 (.400)	3-17 (.150)	The Crown
Arizona State	Big 12 from Pac 12	13-20 (.394)	4-16 (.200)	The Crown

**RETURNING STARTERS:** The Mustangs returned senior guards Boopie Miller and B.J. Edwards and sophomore center Samet Yiğitoğlu. Miller was All-ACC Third Team last season after averaging 13.2 points (26th ACC), 5.5 assists (4th ACC, 33rd NCAA), 2.9 rebounds and 1.6 steals (9th ACC) with a 2.50 assist-to-turnover ratio (2nd ACC, 41st NCAA). Edwards was ACC All-Defensive Team while averaging 9.9 points (52nd ACC), 4.7 rebounds, 3.7 assists (10th ACC) and 2.4 steals (2nd ACC, 11th NCAA) with a 2.02 assist-to-turnover ratio (10th ACC). Edwards had an SMU-record 83 steals. Yiğitoğlu returns after averaging 10.0 points (51st ACC), 6.2 rebounds (17th ACC) and 1.0 blocks (15th ACC) while shooting 53.5% from the field.

**ROAD WARRIORS:** The Mustangs are 15-10 away from Moody Coliseum under Head Coach Andy Enfield, including a 10-8 road record and 5-2 neutral-site mark. In 2024-25, SMU was 7-3 on the road in the ACC and 11-5 away from Moody Coliseum.

**SMU - Most Conference Road Wins In A Season**

- 8 in 2016-17 (8-1)
- 7 in 2014-15 (7-2)
- 7 in 2024-25 (7-3)**
- 6 in 1955-56 (6-0), 6 in 1966-67 (6-1), 6 in 1983-84 (6-2)

**2024-25 High Major Teams With 7+ Regular-Season Road Wins:** Duke, Louisville, Clemson, SMU, Houston, Texas Tech, St. John's, Marquette, UCONN, Michigan State, Michigan, Oregon, Auburn, Alabama, Florida

**2024-25 High Major Teams With 10+ Regular-Season Wins Away From Home:** Duke, Louisville, Clemson, SMU, Houston, Michigan State, Oregon, Auburn, Florida, Alabama, Mississippi State



On Dec. 5, 2018, SMU named the Moody Coliseum court after David B. Miller, alumnus and current chair of the Board of Trustees. He was a three-year starter on the basketball team and a member of the 1971-72 Southwest Conference Co-Championship team. Throughout his lifetime, Mr. Miller and his wife, Carolyn Lacy Miller, have committed over \$100 million to SMU, including more than \$50 million to the Cox School of Business, \$20 million toward the expansion and renovation of Moody Coliseum and \$10 million to the ACC Competitiveness Campaign as a member of the First Week Society.



In 2024-25, Boopie Miller was named All-ACC Third Team and B.J. Edwards was selected to the ACC All-Defensive Team



Moody Coliseum hosted ESPN College GameDay on Feb. 14, 2015, prior to SMU's 73-55 win against defending national champion Connecticut.



Associate Head Coach Chris Capko and Assistant Coach Jay Morris were named to the 2026 100 Most Impactful: Men's High Major Assistants by Silver Waves Media.



**RUN, RUN:** SMU has 18 runs of at least 10-0 this season, going 10-2 in games with at least one 10-0 run. Last season, SMU had 30 runs of at least 10-0, going 18-3 in games when they have at least one (largest run 22-0 vs Tarleton State 11/4/24, had 3 runs of at least 10-0 vs Alabama State 12/3 and at Miami 1/18).

- 11/6 vs Texas A&M-Corpus Christi - 11-0 1st half (W, 69-58)
- 11/11 vs Murray State - 11-0 1st half (W, 102-91)
- 11/18 vs UAPB (3) - 10-0 1st half, 10-0 2nd half, 16-0 2nd half (W, 106-60)
- 11/21 vs Arkansas State - 10-0 2nd half (W, 100-69)
- 11/24 vs Radford (2) - 10-0 2nd half, 12-0 2nd half (W, 89-72)
- 12/7 vs Texas A&M - 10-0 1st half (W, 93-80 ot)
- 12/21 vs Central Arkansas (3) - 11-0 1st half, 13-0 1st half, 10-0 2nd half (W, 99-82)
- 12/28 vs Cal State Fullerton (2) - 10-0 1st half, 13-0 1st half (W, 110-63)
- 1/3 vs [12/12] North Carolina - 11-0 1st half (W, 97-63)
- 1/10 at [6/6] Duke - 11-0 to start the game (L, 82-75)
- 1/20 at Wake Forest - 10-0 2nd half (W, 91-79)
- 2/3 vs NC State - 10-1 1st half (L, 84-83)

**YOUTH MOVEMENT:** Five Mustangs are true freshmen (B.J. Davis-Ray, Jermaine O'Neal Jr., Jaden Toombs, Nigel Walls, Billy White III) with three more redshirt freshmen (Mitchell Holmes, Niccolo Kalischer-Stork, Chance Puryear). Only Jaron Pierre Jr. entered the season with more than 100 collegiate games played.

#### STREAKS:

10+ points: Boopie Miller 30 (13, 10, 10, 13, 11, 16, 10, 10, 20, 14, 28, 23, 15, 17, 25, 28, 17, 19, 16, 23, 14, 27, 23, 24, 12, 12, 11, 20, 14, 20), Jaron Pierre Jr. 2 (23, 21), Samet Yigitoglu (15), Jaden Toombs (10)  
 Longest This Season: Boopie Miller 22+ (current), Jaron Pierre Jr. 20 (11/3 - 1/24)  
 8+ rebounds: Samet Yigitoglu 4 (11, 8, 9, 8)  
 Long: Samet Yigitoglu 7 (11/24 - 12/28)  
 Dbl-Dbl:  
 Long: Samet Yigitoglu 3 (12/13 - 12/28)  
 5+ assists: Boopie Miller 2 (8, 9), B.J. Edwards (6)  
 Long: Boopie Miller 7 (11/3 - 11/24)  
 2+ steals: Boopie Miller (3)  
 Long: B.J. Edwards 10 (12/7 - 1/20)  
 2+ blocks:  
 Long: Samet Yigitoglu 3 (11/21 - 11/28), 3 (12/21 - 1/3), 3 (1/10 - 1/17)

#### MEET THE MUSTANGS:

B.J. Edwards (6-3, 200, G, Sr.) | 2024-25: Started all 35 games... 9.9 points (52nd ACC), 4.7 rebounds, 3.7 assists (10th ACC), 2.4 steals (2nd ACC, 11th NCAA), 2.02 assist-to-turnover ratio (10th ACC), double-double...ACC All-Defensive Team...received votes for ACC Most Improved Player.

Chance Puryear (6-7, 210, F, Fr-Rs.) | 2024-25: Redshirted... 2023-24: He was named TABC 4A All-State at Carter High School in Dallas... District 13-4A Player of the Year and a 2024 McDonald's All-American Game Southwest Nominee.

Boopie Miller (6-0, 175, G, Sr.) | Preseason All-ACC Second Team... 2024-25: All-ACC Third Team... Acrisure Holiday Invitational MVP... Played/started 28 of 35 games... 13.2 points (26th ACC), 5.5 assists (4th ACC, 33rd NCAA), 2.9 rebounds, 1.6 steals (9th ACC), 2.50 assist-to-turnover ratio (2nd ACC, 41st NCAA), 81.6% FTs (13th ACC), 2 double-doubles ... GAME-WINNERS: Game-winning right-wing 3-pointer with 0.4 seconds left at Virginia for 54-52 win 1/15... 10-foot running jumper with 2.1 seconds left for 79-77 win vs Cal Baptist 11/26...

Corey Washington (6-6, 190, F, Sr.) | 2024-25 (Wichita State): Played all 34 games (33 starts)... Second on the team in scoring (13.7 ppg), rebounding (7.5 rpg), double-doubles (9) and steals (34)... Five games with 20+ points... Second Team All-AAC... One of five Oscar Robertson National Players of the Week on Feb. 18... American Player of the Week on Feb. 17... American Weekly Honor Roll 3 times (Nov. 25, Dec. 9, Feb. 10).

Sam Walters (6-9, 230, F, Jr.) | 2024-25 (Michigan): Played in 23 games (Missed final 14 games due to injury)... Averaged 5.0 points and 1.6 rebounds while hitting 36.6% on threes... Posted five double-figure scoring games... Totaled 13 assists, four blocks, and two steals.

Jaron Pierre Jr. (6-5, 210, G, Sr.) | 2024-25 (Jacksonville State): C-USA Player of the Year... Started all 36 games... averaged 21.6 points (1st C-USA, 4th NCAA), 5.5 rebounds, 3.8 assists (6th C-USA), 0.7 steals, 1.32 assist-to-turnover ratio (10th C-USA)... 38.2% 3FGs (3rd C-USA, 66th NCAA), 2.9 made 3FGs (3rd C-USA, 46th NCAA), 81.0% FTs (6th C-USA)... 2-time C-USA Player of the Week, Lute Olson Player of the Week (Feb. 10), Oscar Robertson Player of the Week (Nov. 18), Lou Henson Player of the Week (Nov. 18).

Jermaine O'Neal Jr. (6-5, 185, F, Fr.) | 2024-25 (Dynamic Prep): Ranked No. 88 by ESPN, No. 111 by On3 and No. 126 by 247 Sports... As a senior, he averaged 14.5 points, 3.8 rebounds, 1.6 assists, 1.2 blocks and 0.9 steals as Dynamic Prep advanced to the Chipotle Nationals title game and was No. 1 in the final National Top 10 high school rankings.

Billy White III (6-8, 195, F, Fr.) | 2024-25 (Veterans Memorial HS): As a junior in 2024-25, he was selected to the All-State Tournament Team and named All-South Texas MVP after averaging 18.8 points, 9.4 rebounds, 2.7 assists, 1.8 blocks and 1.0 steals as he led Veterans Memorial to a 39-1 record including a run to the UIL 5A Division I semifinals.



**Jon Rothstein** @JonRothstein

Andy Enfield is doing Andy Enfield things. SMU goes on the road and get a huge win at Mississippi State. Ponies could be the third team that Enfield --- who previously coached at USC and Florida Gulf Coast --- takes to March Madness.

8:27 PM · 28 Nov 25 · 60.4K Views



**Jon Rothstein** @JonRothstein

Insane performance from Jacksonville State transfer Jaron Pierre, who had 35 in SMU's OT win over Texas A&M. Ponies are now 9-1. Only loss is at Vanderbilt. Another improving team that has NCAA Tournament potential out of the ACC.

6:39 PM · 07 Dec 25 · 134K Views



**Wed., Jan. 7** – Greg Rhodenbaugh (M-Swimming), Chris Parra (M-Golf), Brad Kearns (Equestrian), Adia Barnes (WBB)

**Wed., Jan. 14** – NO SHOW

**Wed., Jan. 21** – Darian Schmidt (Diving), Lauren Mason (W-Golf), Adia Barnes (WBB), Chris Capko (MBB)

**Wed., Jan. 28** – Chase Graham (Rowing), Grant Chen (M-Tennis), MBB Andy Enfield (MBB)

**Wed., Feb. 4** – Ozzie Quevedo (W-Swimming), Kevin Hudson (M-Soccer), Chris Capko (MBB), Adia Barnes (WBB)

**Wed., Feb. 11** – NO SHOW

**Wed., Feb. 18** – Nicole Nelson (W-Soccer), 'A Havahla Haynes (CC/T&F), Adia Barnes (WBB), Andy Enfield (MBB)

B.J. Davis-Ray (6-6, 195, G, Fr.) | 2024-25 (JSerra Catholic HS): Averaged 17.6 points, 6.2 rebounds and 2.7 assists as he helped the Lions to a 24-11 record his senior season, reaching the California Interscholastic Foundation Division 1 South Regional Quarterfinals... Named CIF-SS Open Division First Team and All-County First Team.

Jaden Toombs (6-10, 230, C, Fr.) | 2024-25 (Dynamic Prep): Ranked No. 38 by ESPN, No. 45 by On3 and No. 47 by 247 Sports... As a senior, he averaged 15.0 points, 9.7 rebounds, 2.2 assists and 1.4 blocks as Dynamic Prep advanced to the Chipotle Nationals title game and was No. 1 ranking in the final National Top 10 high school rankings... Was on the 2024-25 Jersey Mike's Naismith Trophy Boy's High School Player of the Year watch list.

Mitchell Holmes (6-10, 230, F, Fr-Rs.) | 2024-25: Redshirted... 2023-24 (Link Year Prep): The three-star signee was ranked in the top 10 overall in Missouri and top 70 at his position nationally... Before attending Link Academy, the McDonald's All-American nominee scored more than 1,500 points at The Oakridge School in Arlington.

Nigel Walls (6-10, 200, F, Fr.) | 2024-25 (St. Francis Episcopal): Four-star prospect... Ranked No. 62 by ESPN, No. 57 by On3 and No. 58 by 247 Sports... As a senior, averaged 13.3 points, 7.1 rebounds, 2.4 blocks, 2.2 assists and 1.4 steals as St. Francis Episcopal went 29-8 and won the TAPPS 4A State Championship.

Samet Yiğitoğlu (7-2, 270, C, So.) | 2024-25: Played/started 32 of 35 games... 10.0 points (51st ACC), 6.2 rebounds (17th ACC), 1.0 blocks (15th ACC), 53.5% FG, 3 double-doubles (21st ACC)... 2023-24: Averaged 13.3 points, 10.3 rebounds, 1.0 blocks and shot 82.6% on FGs in four games with Sigortam Istanbul in Turkey in 2023-24... Sigortam finished tied for first at 28-6 in the Turkish second division... Played for Turkey in the 2023 FIBA U20 European Championship in Greece, averaging 12.7 points and 8.6 rebounds while hitting 66.0% on FGs (33-50).

Trey Utter (6-0, 175, G, Sr.) | 2024-25: Played 5 games, including 2 ACC games and the ACC Tournament win vs Syracuse 3/12... 2023-24: Played in 7 games.

Niccolo Kalischer-Stork (6-2, 205, G, Fr-Rs.) | 2024-25: Redshirted... 2023-24 (Harvard-Westlake School): Played as a guard for the Wolverines as the team went 91-9 from 2021-24... As a senior in 2023-24, averaged 3.2 points per game.

**HEAD COACH ANDY ENFIELD...** is in his second season at SMU after being named SMU's Head Men's Basketball on April 1, 2024. In his first season on the Hilltop, he led the Mustangs to a 24-11 overall record and earned a No. 1 seed in the NIT. The Mustangs went 13-7 in the program's inaugural season in the ACC to tie for fourth. SMU signed the nation's fourth-ranked high school recruiting class, which is the best in program history.

Enfield burst onto the coaching scene in 2013 when, in his second year as a head coach, he guided Florida Gulf Coast to the Sweet 16 of the NCAA Tournament. Following that success, he was hired by the Southern California (USC), where he led the Trojans to five NCAA Tournaments, including a run to the Elite Eight in 2021. He came to SMU after 11 seasons at USC, where he compiled a 220-147 record. The Trojans set a school single-season win record and posted the most wins in program history over two-year, three-year, four-year, five-year, six-year, seven-year and eight-year periods. Enfield's 220 wins ranks third on USC's all-time wins list.

Over his final seven seasons at USC, the Trojans had eight players selected in the NBA Draft, tied for the fifth-most by any program in the country, with Evan Mobley going No. 3 overall in the 2021 NBA Draft and Onyeka Okongwu being selected No. 6 in the 2020 Draft. USC was one of three teams to have had at least one player selected in six of the last seven NBA Drafts. In total, 11 players during Enfield's time at USC have made the NBA.

**2024-25 RANKINGS:** SMU averaged 79.9 points (3rd ACC, 39th NCAA) while shooting 47.8% (2nd ACC, 32nd NCAA) overall and 37.8% on threes (2nd ACC, 21st NCAA). The Mustangs also led the ACC in steals (8.1, 55th NCAA) and total rebounds (38.4, 31st NCAA). SMU finished third in the ACC in fastbreak points (12.7, 48th NCAA), second in rebound margin (+5.5, 23rd NCAA), second in offensive rebounds (12.5, 48th NCAA), second in assists (15.9, 44th NCAA), second in bench points (24.0, 72nd NCAA), fourth in scoring margin (+8.6, 42nd NCAA) and third in field-goal defense (41.3%, 47th NCAA). **SMU was one of eight teams in the top 50 nationally in field-goal percentage and field-goal defense (Auburn, Bradley, Central Conn. St., Duke, Liberty, McNeese, Yale).**

Boopie Miller averaged 13.2 points (26th ACC), 5.5 assists (4th ACC, 33rd NCAA) and 1.6 steals (9th ACC) with a 2.50 assist-to-turnover ratio (2nd ACC, 41st NCAA). Chuck Harris was next in scoring at 12.9 (29th ACC) while hitting 41.5% from three. B.J. Edwards averaged 9.9 points (52nd ACC), 3.7 assists (10th ACC) and 2.4 steals (2nd ACC, 11th NCAA) with a 2.02 assist-to-turnover ratio (10th ACC). Matt Cross had six double-doubles (8th ACC) and led the Mustangs in rebounding (7.6, 6th ACC) while adding 11.8 points (38th ACC). **The Mustangs were one of two teams with six scoring at least 9.9 per game (Ole Miss)** with Kario Oquendo (11.2, 46th ACC) and Samet Yiğitoğlu (10.0, 51st ACC). Yiğitoğlu was second for SMU in rebounds (6.2, 17th ACC) and double-doubles (3, 21st ACC) while leading the Mustangs in blocked shots (1.0, 15th ACC).

**2024-25 ACC AWARDS:** Boopie Miller was named All-ACC Third Team and B.J. Edwards was selected to the ACC All-Defensive Team. Edwards also received votes for Most Improved Player and Kario Oquendo received votes for Sixth Man of the Year.

NCAA CARERER ACTIVE LEADERS (Through Feb. 7)		
Rank	Player	Value
Total Points		
4	Jaron Pierre Jr.	1,991
13	Boopie Miller	1,804
115	Corey Washington	1,326
Scoring Avg		
36	Boopie Miller	15.2
59	Jaron Pierre Jr.	14.1
167	Corey Washington	11.9
Three-point FGM		
12	Jaron Pierre Jr.	293
215	Boopie Miller	143
Rebounds		
52	Corey Washington	670
126	Jaron Pierre Jr.	572
363	B.J. Edwards	413
435	Samet Yigitoglu	386
494	Boopie Miller	372
Rebound Average		
47	Samet Yigitoglu	7.0
Assists		
5	Boopie Miller	588
85	B.J. Edwards	347
152	Jaron Pierre Jr.	284
Assist Average		
17	Boopie Miller	4.94
129	B.J. Edwards	3.30
Steals		
25	B.J. Edwards	173
28	Boopie Miller	170
229	Corey Washington	105
Steal Average		
45	B.J. Edwards	1.65
Games Played		
20	Jaron Pierre Jr.	141
202	Boopie Miller	119
Free Throw Pct.		
17	Boopie Miller	0.830
36	Corey Washington	0.727
Assist Turnover Ratio		
27	Boopie Miller	1.91
Double Doubles		
49	Corey Washington	16
Triple Doubles		
1	B.J. Edwards	2



**Chris Capko**  
SMU



**Jay Morris**  
SMU

**Associate Head Coach Chris Capko and Assistant Coach Jay Morris were selected to the Elite 75 Future Head Coach Power Lunch on April 3, 2025 hosted by Silver Waves Media.**



## **SMU BASKETBALL - HONORS (Awards/Honors since 2013-14 - AAC 2013-24, ACC 2024-present)**

- NBA Draft Picks (Semi Ojeleye & Sterling Brown in '17, Shake Milton in '18)
- AAC Players of the Year (Nic Moore '15, '16; Semi Ojeleye '17; Kendrick Davis '22)
- AP All-America Honorable Mention (Nic Moore '15, '16; Semi Ojeleye '17)
- Academic All-American (Semi Ojeleye '17)
- Wooden Award Watch List (Nic Moore '15, '16, Shake Milton '18, Kendrick Davis '22)
- Naismith Trophy Watch List (Nic Moore '15, '16; Shake Milton '18, Kendrick Davis '22)
- Karl Malone Award Watch List (Markus Kennedy '16)
- Bob Cousy Award Watch List (Nic Moore '16; Shake Milton '18, Kendrick Davis '22)
- Lute Olson Award Watch List (Nic Moore '15; Shake Milton '18; Kendrick Davis '21, '22; Boopie Miller '26)
- Jerry West Award Watch List (Shake Milton '17)
- Oscar Robertson Trophy Watch List (Nic Moore '16; Boopie Miller '26)
- NABC All-District (Nic Moore '14, '15, '16; Markus Kennedy '14, '15; Yanick Moreira '15; Ben Moore '16; Semi Ojeleye '17; Shake Milton '17, '18, Kendrick Davis '20, '21, '22; Marcus Weathers '22, Zhuric Phelps '24)
- USBWA All-District (Nic Moore '14, '16; Semi Ojeleye '17; Shake Milton '18, Kendrick Davis '21, '22)
- NABC College All-Star (Sterling Brown '17; Ben Moore '17)
- All-Conference 1st Team (Nic Moore '14, '15, '16; Semi Ojeleye '17; Kendrick Davis '21, '22)
- All-Conference 2nd Team (Markus Kennedy '14, '15; Yanick Moreira '15; Sterling Brown '17; Ben Moore '17; Shake Milton '17, '18; Jahmal McMurray '19; Marcus Weathers '22; Zhuric Phelps '24)
- All-Conference 3rd Team (Kendrick Davis '20; Tyson Jolly '20; Isiah Mike '20; Feron Hunt '21; Boopie Miller '25)
- AAC Sixth Man of the Year (Markus Kennedy '15, '16; Ben Emelogu II '17)
- All-Defensive Team (B.J. Edwards '25)
- NABC Good Works Team Nominee (Semi Ojeleye '16; Jonathan Wilfong '17)
- Senior CLASS Award Nominee (Nic Moore '16; Ben Emelogu II '18)

## **SMU2NBA / Pros Since 2014:**

- Semi Ojeleye selected 37th in 2017 (picked by Boston)
- Sterling Brown selected 46th in 2017 (picked by Philadelphia, then traded to Milwaukee)
- Shake Milton selected 54th in 2018 (picked by Dallas, then traded to Philadelphia)
- Ben Moore spent 2017-19 with Indiana and San Antonio, played 2021-22 with Memphis Hustle
- Feron Hunt signed a two-way with the New York Knicks (3/18/22), then finished 2022-23 with Birmingham (G League affiliate for New Orleans)
- Jahmal McMurray was picked 21st in the 2019 G League draft by the Northern Arizona Suns (Phoenix)
- Michael Weathers was picked 8th in the 2022 G League draft by the Oklahoma City Blue (OKC)
- Played professionally: Matt Cross, Ben Emelogu II, Jarrey Foster, Feron Hunt, Markus Kennedy, Jahmal McMurray, Isiah Mike, Ben Moore, Nic Moore, Yanick Moreira, Zach Nuttall, Efe Odigie, Kario Oquendo, Nick Russell, Jordan Tolbert, Marcus Weathers, Michael Weathers, Samuel Williamson

## **Mustangs Selected All-Conference (Since 2013-14)**

Sterling Brown (2016-17 AAC Second Team)  
Kendrick Davis (2019-20 AAC Third Team, 2020-21 AAC First Team, 2021-22 AAC First Team)  
Feron Hunt (2020-21 AAC Third Team)  
Tyson Jolly (2019-20 AAC Third Team)  
Markus Kennedy (2013-14 AAC Second Team, 2014-15 AAC Second Team)  
Jahmal McMurray (2018-19 AAC Second Team)  
Isiah Mike (2019-20 AAC Third Team)  
Boopie Miller (2024-25 ACC Third Team)  
Shake Milton (2016-17 AAC Second Team, 2017-18 AAC Second Team)  
Ben Moore (2016-17 AAC Second Team)  
Nic Moore (2013-14 AAC First Team, 2014-15 AAC First Team, 2015-16 AAC First Team)  
Yanick Moreira (2014-15 AAC Second Team)  
Semi Ojeleye (2016-17 AAC First Team)  
Zhuric Phelps (2023-24 AAC Second Team)  
Marcus Weathers (2021-22 AAC Second Team)

**DAVID B. MILLER COURT:** On Dec. 5, 2018, SMU named the Moody Coliseum court after David B. Miller, alumnus and current chair of the Board of Trustees. He was a three-year starter on the basketball team and a member of the 1971-72 Southwest Conference Co-Championship team. Throughout his lifetime, Mr. Miller and his wife, Carolyn Lacy Miller, have committed over \$100 million to SMU, including more than \$50 million to the Cox School of Business, \$20 million toward the expansion and renovation of Moody Coliseum and \$10 million to the ACC Competitiveness Campaign as a member of the First Week Society.

**CHAMPIONS FOR LITERACY GAME (championsforlit.org):** This is the 12th straight season SMU has supported Champions For Literacy. Jonathan Wilfong (SMU '17) and Andrew Renshaw, two then-high school seniors from Memphis, Tennessee, founded CFL in 2012. In partnership with Readers 2 Leaders, proceeds raised go towards funding of effective literacy programs focused on elementary and middle school students. The mission of Champions For Literacy is to increase awareness about the number of people in America who are functionally or totally illiterate and the social problems associated with illiteracy. By leveraging the unique power of collegiate and professional sports, Champions for Literacy raises money to support effective local literacy programs and schools focused on educating elementary and middle school students.

## **CFL Games At Moody Coliseum**

1/31/15 vs. UCF (W, 75-56)  
2/19/15 vs. Temple (W, 67-58)  
1/30/16 vs. Memphis (W, 80-68)  
2/10/16 vs. Tulsa (L, 77-82)  
12/19/16 vs. Stanford (W, 72-49)  
1/28/18 vs. East Carolina (W, 86-61)  
1/2/19 vs. East Carolina (W, 82-54)  
12/3/19 vs. Northwestern State (W, 77-51)  
2/17/21 vs. Tulane (postponed - weather)  
1/12/22 vs. USF (W, 77-65)  
11/19/22 vs. Evansville (W, 55-47)  
12/19/23 vs. Houston Christian (W, 89-53)  
1/11/25 vs. Georgia Tech (W, 93-71)  
11/21/25 vs. Arkansas State 11/21 (W, 100-69)



- SMU, a Carnegie Research One private university in Dallas, is a center for global research and teaching that serves approximately 7,000 undergraduates and 5,000 graduate students through eight degree-granting schools.
- SMU ranks in the top 25% of universities by U.S. News and World Report, with top 50 graduate programs in business (34), law (43) and education (49).
- SMU attracts high-achieving students from all 50 states and over 85 countries, with incoming first-year students averaging a 32 ACT score and a 3.7 GPA. Sixty-eight percent of first-year students receive scholarships or grants, and 73% of undergraduates graduate without debt.
- Within six months of graduation, 90% of graduate students and 84% of undergraduates are employed, enrolled in further education, pursuing military service or volunteering. The median starting salary for undergraduates is \$73,500 and \$88,000 for graduates.
- Ninety-two percent of SMU student-athletes earn degrees, and 76% graduate with a GPA of 3.0 or higher. SMU's Life after Ball program supports their career readiness by providing networking and internship opportunities, as well as basic professional development assistance.
- Known for sophisticated high-performance computing, top-tier analytics and big impacts, SMU research fosters interdisciplinary collaboration across such fields as earth hazards and national security; education and technology; data science and urban studies.
- SMU faculty members are elected to prestigious groups such as the National Academy of Sciences, National Academy of Engineering, National Academy of Education, and Arnold and Mabel Beckman Foundation Scholars. They are also fellows of organizations like the National Endowment for the Humanities, American Academy of Arts and Sciences, and John Simon Guggenheim Memorial Foundation, American Council of Learned Societies, National Humanities Center and Harvard Society of Fellows - Junior Fellows.
- SMU graduate students receive prestigious awards like the National Science Foundation Graduate Research Fellowship, National Science Foundation Doctoral Dissertation Research Improvement Grant, Boren Fellowship, and the Federal Highway Administration Dwight D. Eisenhower Transportation Fellowship. They also earn competitive dissertation and career advancement awards, including the Newcombe Doctoral Dissertation Fellowship, Louisville Institute Dissertation Fellowship, PEO Scholar Award, ACLS Emerging Voices and Leading Edge Fellowships.
- SMU undergraduates are regularly selected for competitive national awards and include 32 Goldwater Scholars, three Marshall Scholars, 15 Truman Scholars and two Schwarzman Scholars. In the last five years, 31 students were awarded Fulbright scholarships.
- Entrepreneurship opportunities across disciplines abound at SMU - through majors and minors ranging from business and engineering to the arts - as well as academic centers offering mentoring, funding, competitions and support to students.
- SMU is home to the George W. Bush Presidential Center, Bush Library and Museum, Bush Foundation, and Bush Institute, attracting over 2.1 million visitors since opening in 2013. SMU is Dallas' university, located in a dynamic city that hosts 21 Fortune 500 companies.
- Dallas was named the No. 1 best sports business city by Sports Business Journal, recognized for the city's thriving professional and collegiate teams, premier annual events, and world-class athletic facilities. In 2026, the Metroplex will also host nine matches during the FIFA World Cup - more than any other U.S. city.





## SMU IN ITS INAUGURAL ACC SEASON

- Mustang Club all-time high of \$65,058,040 in cash gifts
- Mustang Club record 6,158 donors
- Season ticket-related gifts reached an all-time high of \$11.3 million, up from \$7.86 million in FY24
- No. 1 in FBS for Year-Over-Year (YOY) % Increase in Attendance
- No. 2 in the Power 4 for Total Football Fan Growth (+10,000 per game)
- 258,563 Ford Stadium Season Attendance Record
- 99% Increase in Football Season Tickets Sold
- 157% Increase in Football Ticket Revenue
- 98% Increase in Parking Revenue
- 108% Increase in Concessions Revenue
- 120% Increase in Licensing Revenue
- First-Ever Sellout for Women's Volleyball
- 62% Increase in Women's Basketball Revenue
- 103% Increase in Women's Basketball Season Tickets
- 62% Increase in Men's Basketball Ticket Revenue
- 500% Increase in Men's Basketball Mini Plan Sales
- 50.3% Increase in attendance for FB, VB, MSOC, WSOC, MBB, WBB (411,400)
- 5 Teams Finished in the Top 5 of the ACC
- 11 Teams Ranked or Receiving Votes in Respective National Polls
- 12 All-Americans
- 12 Programs Represented in the Postseason
- 41 All-ACC Honors
- 68.5% Home Winning Percentage for All Sports
- 131 Events carried on the ACC Network or ACCNX
- 151 ACC All-Academic Honors

# SMU SEASON RECORDS

## Games played

1.	37	2013-14
2.	35	2010-11
	35	1987-88
	35	2016-17
	<b>35</b>	<b>2024-25</b>
6.	34	2014-15
7.	33	1983-84
	33	1984-85
	33	2017-18
	33	2021-22
	33	2023-24

## Field goal percentage

1.	.541 (1023-1892)	1983-84
2.	.526 (1014-1928)	1984-85
3.	.517 (827-1600)	1986-87
4.	.512 (1103-2155)	1987-88
5.	.497 (858-1727)	2015-16
—	<b>.496</b>	<b>2025-26</b>
6.	.495 (756-1528)	1985-86
7.	.490 (813-1659)	1966-67
	.490 (821-1676)	1965-66
9.	.489 (858-1754)	1982-83
10.	.485 (1032-2130)	1975-76

## 3-point FG percentage

1.	.429 (88-205)	1986-87
2.	.420 (194-462)	2015-16
3.	.413 (97-235)	1988-89
4.	.410 (152-371)	1987-88
5.	.406 (286-705)	2016-17
6.	.394 (277-703)	2010-11
7.	.379 (174-459)	2013-14
	.379 (281-741)	2017-18
9.	<b>.378 (275-727)</b>	<b>2024-25</b>
—	<b>.374</b>	<b>2025-26</b>
10.	.363 (145-400)	2014-15
11.	.359 (182-507)	2008-09

## Free throw percentage

1.	.769 (552-718)	1961-62
2.	.768 (552-719)	1970-71
3.	.762 (412-541)	2019-20
—	<b>.762</b>	<b>2025-26</b>
4.	.761 (715-939)	1955-56
5.	.759 (542-714)	1965-66
6.	.750 (502-669)	2021-22
7.	.746 (440-590)	1979-80
8.	.745 (493-662)	2012-13
9.	.742 (409-551)	2010-11
10.	.740 (506-684)	1962-63

## Total Points

1.	2879 (35 games)	1987-88
2.	<b>2797 (35 games)</b>	<b>2024-25</b>
3.	2627 (37 games)	2013-14
4.	2599 (35 games)	2016-17
5.	2535 (33 games)	2023-24
6.	2506 (33 games)	1983-84
7.	2491 (33 games)	1984-85
8.	2436 (33 games)	2021-22
9.	2390 (28 games)	1975-76
10.	2363 (30 games)	1955-56
11.	2350 (34 games)	2014-15
12.	2319 (30 games)	2015-16
—	<b>1988</b>	<b>2025-26</b>

## Scoring Average

1.	87.0 (26 games)	1970-71
—	<b>86.4</b>	<b>2025-26</b>
2.	85.4 (28 games)	1975-76
3.	84.0 (26 games)	1965-66
4.	83.3 (27 games)	1971-72
5.	82.3 (35 games)	1987-88
6.	82.0 (27 games)	1964-65

## 3-point field goals made

1.	286 (35 games)	2016-17
2.	281 (33 games)	2017-18
3.	280 (33 games)	2021-22
4.	277 (35 games)	2010-11
5.	<b>275 (35 games)</b>	<b>2024-25</b>
6.	263 (32 games)	2018-19
7.	251 (33 games)	2023-24
8.	248 (32 games)	2011-12
9.	236 (30 games)	2019-20
10.	215 (31 games)	2006-07
11.	205 (27 games)	1994-95
12.	202 (28 games)	1997-98
—	<b>187</b>	<b>2025-26</b>

## Free throws made

1.	715 (35 games)	1955-56
2.	671 (26 games)	1954-55
3.	610 (27 games)	1964-65
4.	594 (22 games)	1953-54
5.	586 (27 games)	1971-72
6.	579 (37 games)	2013-14
7.	552 (25 games)	1961-62
	552 (26 games)	1970-71
9.	547 (26 games)	1956-57
10.	543 (30 games)	2000-01
11.	<b>542 (35 games)</b>	<b>2024-25</b>
—	<b>365</b>	<b>2025-26</b>

## Assists

1.	786	1987-88
2.	675	1984-85
3.	655	1986-87
4.	608	1983-84
5.	567	2016-17
6.	561	2013-14
7.	<b>555</b>	<b>2024-25</b>
8.	528	2015-16
9.	524	2014-15
10.	517	2023-24
11.	512	1982-83
12.	509	1975-76
—	<b>400</b>	<b>2025-26</b>

## Assists average

1.	22.6 (29 games)	1986-87
2.	22.5 (35 games)	1987-88
3.	20.5 (33 games)	1984-85
4.	18.4 (33 games)	1983-84
5.	18.2 (28 games)	1975-76
6.	17.6 (30 games)	2015-16
—	<b>17.4</b>	<b>2025-26</b>
7.	17.1 (30 games)	1982-83
8.	16.8 (29 games)	1985-86
9.	16.4 (25 games)	1972-73
10.	16.3 (28 games)	1992-93

## Blocked shots

1.	165	2013-14
2.	159	2023-24
3.	149	2002-03
4.	147	1984-85
5.	146	1983-84
	146	2014-15
7.	142	2021-22
8.	138	2005-06
9.	137	2015-16
10.	132	2012-13
11.	<b>131</b>	<b>2024-25</b>
12.	124	1978-79
—	<b>87</b>	<b>2025-26</b>

## Blocked shots average

1.	5.0 (30 games)	2002-03
2.	4.8 (29 games)	2005-06
	4.8 (33 games)	2023-24
4.	4.6 (27 games)	1978-79
	4.6 (30 games)	2015-16
6.	4.5 (33 games)	1984-85
	4.5 (37 games)	2013-14
	4.5 (17 games)	2020-21
9.	4.4 (33 games)	1983-84
10.	4.3 (28 games)	1977-78
	4.3 (34 games)	2014-15
	4.3 (33 games)	2021-22
—	<b>3.8</b>	<b>2025-26</b>

## Steals

1.	297	1987-88
2.	282	2013-14
	<b>282</b>	<b>2024-25</b>
4.	278	1999-00
5.	277	2023-24
6.	248	1998-99
7.	244	2017-18
8.	242	2004-05
9.	238	1984-85
10.	237	2014-15
11.	234	2002-03
12.	233	1992-93
—	<b>173</b>	<b>2025-26</b>

## Steals average

1.	9.3 (30 games)	1999-00
2.	8.6 (28 games)	2004-05
3.	8.5 (35 games)	1987-88
4.	8.4 (33 games)	2023-24
5.	8.3 (28 games)	1992-93
	8.3 (30 games)	1998-99
7.	<b>8.1 (35 games)</b>	<b>2024-25</b>
8.	7.8 (30 games)	2002-03
9.	7.7 (29 games)	2005-06
10.	7.6 (37 games)	2013-14
—	<b>7.5</b>	<b>2025-26</b>
11.	7.5 (30 games)	2003-04
12.	7.4 (28 games)	1996-97
	7.4 (33 games)	2017-18

## Best Assist-to-Turnover Ratio

1.	1.74	1986-87
2.	1.71	1987-88
3.	1.50	2016-17
—	<b>1.50</b>	<b>2025-26</b>
4.	1.42	2015-16
5.	1.39	2023-24
6.	1.37	1985-86
7.	<b>1.33</b>	<b>2024-25</b>

## Fewest Turnovers Per Game

1.	10.8	2016-17
2.	11.0	2018-19
3.	11.3	2023-24
4.	11.6	1996-97
	11.6	2017-18
—	<b>11.6</b>	<b>2025-26</b>
6.	<b>11.9</b>	<b>2024-25</b>
7.	12.0	1998-99
8.	12.3	1985-86
	12.3	2021-22
10.	12.4	2015-16
11.	12.5	2014-15

## Field goal pct defense

1.	.345 (498-1443)	1953-54
2.	.364 (656-1804)	1957-58
3.	.367 (766-2087)	1955-56
4.	.373 (609-1631)	1958-59
5.	.380 (609-1602)	1961-62
6.	.381 (691-1815)	2014-15
7.	.385 (762-1977)	2013-14
8.	.386 (745-1928)	2016-17
9.	.387 (576-1488)	1959-60
10.	.389 (661-1698)	1954-55
—	<b>.429</b>	<b>2025-26</b>

## 3-point FG pct defense

1.	.298 (210-705)	2021-22
2.	.305 (120-394)	1987-88
3.	.308 (203-660)	2011-12
4.	.314 (157-500)	1992-93
5.	.317 (222-701)	2023-24
6.	.321 (248-773)	2013-14
	.321 (282-878)	2016-17
8.	.322 (197-611)	2006-07
—	<b>.322</b>	<b>2025-26</b>
9.	.326 (268-823)	2014-15
10.	.330 (187-567)	1997-98
11.	.331 (224-676)	2015-16
	<b>.331 (282-852)</b>	<b>2024-25</b>

## Scoring margin

1.	14.3 (74.3-60.0)	2016-17
2.	13.9 (77.3-63.4)	2015-16
3.	13.4 (77.6-64.2)	1956-57
4.	11.0 (78.8-67.7)	1955-56
5.	10.4 (82.3-71.8)	1987-88
6.	9.4 (69.1-59.8)	2014-15
—	<b>9.1</b>	<b>2025-26</b>
7.	8.8 (71.0-62.2)	2013-14
8.	<b>8.6 (79.9-71.3)</b>	<b>2024-25</b>
9.	8.4 (77.1-68.7)	1953-54
10.	8.1 (75.9-67.8)	1983-84
11.	8.0 (75.5-67.5)	1984-85
	8.0 (76.8-68.8)	2023-24

## Rebound margin

1.	10.2 (39.4-29.3)	2015-16
2.	8.7 (38.1-29.5)	2016-17
3.	8.4 (37.2-28.8)	1988-89
4.	6.7 (36.6-29.9)	2014-15
5.	5.7 (48.5-42.8)	1959-60
6.	<b>5.5 (38.4-32.9)</b>	<b>2024-25</b>
7.	5.1 (39.8-34.7)	2023-24
8.	5.0 (46.5-41.5)	1958-59
9.	4.8 (36.0-31.3)	2013-14
10.	4.6 (38.1-33.5)	1984-85
11.	4.3 (43.3-39.0)	1999-00
—	<b>3.4</b>	<b>2025-26</b>





**9**  
**B.J.**  
**DAVIS-RAY**  
**G, 6-6, 195, Fr.-HS**  
**St. Louis, Mo.**  
**JSerra Catholic HS [CA]**

**2025-26 (Freshman):** Added 5 points in 7 minutes vs [16/16] Virginia 1/17... Had 4 points (2-2 FG, 2 rebounds and an assist at [6/6] Duke 1/10... Hit a 3FG (1-1) in the win vs [12/12] North Carolina 1/3...Had 4 points (2-3 FG), 2 assists, a steal and a rebound vs Central Arkansas 12/21... Added 4 points (2-4 FG), 3 rebounds, 2 steals and 2 assists in the win vs UAPB 11/18.

**Prep:** Ranked as high as No. 11 in California and as high as No. 31 nationally at his position and as high as No. 129 overall... Averaged 17.6 points, 6.2 rebounds and 2.7 assists as he helped JSerra Catholic to a 24-11 record his senior season, reaching the California Interscholastic Foundation Division 1 South Regional Quarterfinals... Named CIF-SS Open Division First Team and All-County First Team... Part of SMU's 2025 high school signing class ranked as high as No. 4 nationally and overall signing class ranked as high as No. 15 nationally, both program bests.

HIGHS	SEASON	ACC GAME	CONF. TOUR/POST
MINUTES	16, at [6/6] Duke 1/10/26	16, at [6/6] Duke 1/10/26	
FG	2, UAPB 11/18/25 2, Arkansas St 11/21/25 2, Central Ark. 12/21/25 2, at [6/6] Duke 1/10/26 2, [16/16] Virginia 1/17/26	2, at [6/6] Duke 1/10/26 2, [16/16] Virginia 1/17/26	
FGA	4, UAPB 11/18/25	3, at Pitt 2/7/26	
3FG	1, [12/12] N. Carolina 1/3/26 1, [16/16] Virginia 1/17/26 1, at Wake Forest 1/20/26 1, Florida St 1/24/26 1, at Pitt 2/7/26	1, [12/12] N. Carolina 1/3/26 1, [16/16] Virginia 1/17/26 1, at Wake Forest 1/20/26 1, Florida St 1/24/26 1, at Pitt 2/7/26	
3FGA	3, vs Texas A&M 12/7/25	2, at Pitt 2/7/26	
FT	2, at Pitt 2/7/26	2, at Pitt 2/7/26	
FTA	2, Tarleton St 11/3/25 2, at Pitt 2/7/26	2, at Pitt 2/7/26	
REBOUNDS	3, UAPB 11/18/25 3, Cal St Fullerton 12/28/25	2, at [6/6] Duke 1/10/26	
ASSISTS	2, UAPB 11/18/25 2, Arkansas St 11/21/25 2, Radford 11/24/25 2, Central Ark. 12/21/25	1, at [6/6] Duke 1/10/26 1, [16/16] Virginia 1/17/26	
BLOCKS			
STEALS	2, UAPB 11/18/25 2, Cal St Fullerton 12/28/25	1, [16/16] Virginia 1/17/26 1, at Pitt 2/7/26	
POINTS	5, [16/16] Virginia 1/17/26 5, at Pitt 2/7/26	5, [16/16] Virginia 1/17/26 5, at Pitt 2/7/26	

**2025-26 GAME-BY-GAME STATISTICS**

Opponent	Date	GS	Min	FG	FGA	Pct	3FG	FGA	Pct	FT	FTA	Pct	Off	Def	Tot	Avg	PF	FO	A	TO	Blk	Stl	Pts	Avg	
TARLETON ST.	11/03/25		6	0	1	.000	0	1	.000	1	2	.500	0	0	0	0.0	0	0	0	0	0	0	1	1.0	
A&M-CORPUS CHRISTI	11/06/25		4	0	1	.000	0	1	.000	0	0	.000	0	1	1	0.5	0	0	1	0	0	0	0	0.5	
MURRAY ST.	11/11/25		6	0	0	.000	0	0	.000	0	0	.000	0	0	0	0.3	0	0	0	0	0	0	0	0.3	
BUTLER	11/15/25		3	0	1	.000	0	1	.000	0	0	.000	0	0	0	0.3	0	0	0	0	0	0	0	0.3	
ARK.-PINE BLUFF	11/18/25		15	2	4	.500	0	1	.000	0	0	.000	0	3	3	0.8	2	0	2	1	0	2	4	1.0	
ARKANSAS ST.	11/21/25		11	2	3	.667	0	0	.000	0	0	.000	1	0	1	0.8	0	0	2	0	0	0	4	1.5	
RADFORD	11/24/25		6	0	2	.000	0	0	.000	0	0	.000	1	1	2	1.0	1	0	2	0	0	0	0	1.3	
at Mississippi St.	11/28/25	DNP																							
at Vanderbilt	12/03/25		6	1	1	1.000	0	0	.000	0	0	.000	0	0	0	0.9	0	0	0	0	0	0	2	1.4	
vs Texas A&M	12/07/25		5	0	3	.000	0	3	.000	0	0	.000	0	1	1	0.9	0	0	0	0	0	0	0	1.2	
vs LSU	12/13/25		1	0	0	.000	0	0	.000	0	0	.000	0	0	0	0.8	0	0	0	0	0	0	0	1.1	
CENTRAL ARK.	12/21/25		11	2	3	.667	0	1	.000	0	0	.000	0	1	1	0.8	1	0	2	1	0	1	4	1.4	
CAL ST. FULLERTON	12/28/25		15	1	3	.333	0	0	.000	0	0	.000	1	2	3	1.0	1	0	0	0	0	2	2	1.4	
NORTH CAROLINA	01/03/26		5	1	1	1.000	1	1	1.000	0	0	.000	0	0	0	0.9	0	0	0	0	0	0	3	1.5	
at Clemson	01/07/26		1	0	0	.000	0	0	.000	0	0	.000	0	0	0	0.9	3	0	0	1	0	0	0	1.4	
at Duke	01/10/26		18	2	2	1.000	0	0	.000	0	0	.000	1	1	2	0.9	2	0	1	0	0	0	4	1.6	
VIRGINIA TECH	01/14/26		3	0	0	.000	0	0	.000	0	0	.000	0	0	0	0.9	0	0	0	0	0	0	0	1.5	
VIRGINIA	01/17/26		7	2	2	1.000	1	1	1.000	0	0	.000	0	0	0	0.8	1	0	1	0	0	1	5	1.7	
at Wake Forest	01/20/26		8	1	1	1.000	1	1	1.000	0	0	.000	0	0	0	0.8	2	0	0	0	0	0	3	1.8	
FLORIDA ST.	01/24/26		2	0	1	.000	0	1	.000	0	0	.000	1	0	1	0.8	0	0	0	0	0	0	0	1.7	
at Louisville	01/31/26		3	0	0	.000	0	0	.000	0	0	.000	0	1	1	0.8	1	0	0	0	0	0	0	1.6	
NC STATE	02/03/26		4	0	0	.000	0	0	.000	0	0	.000	0	1	1	0.8	1	0	0	2	0	0	0	1.5	
Pittsburgh	02/07/26		11	1	3	.333	1	2	.500	2	2	1.000	0	0	0	0.8	3	0	0	0	0	1	5	1.7	
Totals			0	151	15	32	.469	4	14	.286	3	4	.750	5	12	17	0.8	18	0	11	5	0	7	37	1.7

Games played: 22  
Minutes/game: 6.9  
Points/game: 1.7  
FG Pct: 46.9  
3FG Pct: 28.6  
FT Pct: 75.0

Rebounds/game: 0.8  
Assists/game: 0.5  
Turnovers/game: 0.2  
Assist/turnover ratio: 2.2  
Steals/game: 0.3



**O  
B.J.  
EDWARDS  
G, 6-3, 200, SR-2L  
Knoxville, Tennessee  
Tennessee  
Knoxville Catholic HS**

**2025-26 (Senior):** Had 24 points (8-13 FG, 3-5 3FG, 5-7 FT), 8 rebounds, 7 assists, 6 steals and a block in the win at Wake Forest 1/20... Added 15 points (6-9 FG, 2-4 3FG), 6 assists, 4 rebounds and 2 steals in the win vs [12/12] North Carolina 1/3... Triple-double of 21 points (8-10 FG, 3-5 3FG), 11 rebounds (career high), and 10 assists with 5 steals in the win vs Cal State Fullerton 12/28... Had a near triple-double of 9 points, season-high 9 rebounds, 11 assists and 4 steals in the win vs Texas A&M 12/7... Triple-double with career highs of 24 points, 13 assists and an SMU-record 10 steals plus 5 rebounds vs Arkansas State 11/21... Had 20 points, 5 assists, 4 rebounds, 2 steals and a block in the win vs Murray State 11/11... New career-high 20 points with 5 rebounds, 4 assists and 2 steals in opening win vs Tarleton State 11/3.... **TRIPLE-DOUBLE X2:** Had 21 points, 11 rebounds (career high) and 10 assists with 5 steals in the win vs Cal State Fullerton 12/28 to become the first player in the country with multiple triple-doubles this season... Had 24 points, 13 assists and 10 steals vs Arkansas State 11/21 for the sixth triple-double in SMU history and the 42nd in ACC history (the first with steals), the 10 steals set an SMU record and tied for second in ACC history... **AWARDS:** 3-time ACC Player of the Week (Nov. 24, Dec. 29, Jan. 26).

**2024-25 (Jr.):** 35 games... 9.9p (52nd ACC)/4.7r/3.7a (10th)/2.4s (2nd, 11th NCAA), 2.02 ast/to (10th)... **HONORS:** ACC All-Defensive Team...votes for ACC Most Improved... **SMU RECORDS:** 83 stls (1st), 2.4 stls (T-2nd), 2.02 ast/to (17th).  
**2023-24 (So.):** All 33 games (30 starts)...3.7 pts, 3.1 rebs, 2.9 asts, 2.43 ast/to.  
**Summer 2023 (SMU 3-0 in Spain):** Averaged 6.0 asts, 5.3 pts, 6.0 rebs, 3.0 ast/to

**2025-26 GAME-BY-GAME STATISTICS**

Opponent	Date	GS	Min	FG	FGA	Pct	3FG	FGA	Pct	FT	FTA	Pct	Off	Def	Tot	Avg	PF	FO	A	TO	Blk	Stl	Pts	Avg	
Tarleton St.	11/03/25	*	35	7	12	.583	2	6	.333	4	5	.800	0	5	5	5.0	3	0	4	3	0	2	20	20.0	
A&M-CORPUS CHRISTI	11/06/25	*	31	2	5	.400	1	1	1.000	1	2	.500	0	4	4	4.5	3	0	2	2	0	0	6	13.0	
Murray St.	11/11/25	*	34	8	17	.471	1	4	.250	3	4	.750	2	2	4	4.3	2	0	5	2	1	2	20	15.3	
Butler	11/15/25	*	39	5	9	.556	1	2	.500	3	4	.750	1	4	5	4.5	3	0	5	1	0	1	14	15.0	
Ark.-Pine Bluff	11/18/25	*	30	4	9	.444	3	6	.500	0	0	.000	2	3	5	4.6	1	0	9	2	1	3	11	14.2	
Arkansas St.	11/21/25	*	34	9	13	.692	3	6	.500	3	4	.750	2	3	5	4.7	3	0	13	2	0	10	24	15.8	
Radford	11/24/25	*	31	4	13	.308	1	6	.167	1	1	1.000	0	4	4	4.6	3	0	2	0	0	2	10	15.0	
at Mississippi St.	11/28/25	*	41	3	12	.250	0	4	.000	0	3	.000	0	6	6	4.8	2	0	3	2	0	1	6	13.9	
at Vanderbilt	12/03/25	*	35	4	14	.286	0	6	.000	2	2	1.000	2	4	6	4.9	1	0	2	1	0	0	10	13.4	
vs Texas A&M	12/07/25	*	43	2	8	.250	0	2	.000	5	6	.833	1	8	9	5.3	3	0	11	3	0	4	9	13.0	
vs LSU	12/13/25	*	33	3	7	.429	0	2	.000	2	3	.667	2	3	5	5.3	2	0	2	3	0	2	8	12.5	
Central Ark.	12/21/25	*	30	6	12	.500	3	8	.375	2	2	1.000	2	5	7	5.4	1	0	4	2	1	2	17	12.9	
Cal St. Fullerton	12/28/25	*	29	8	10	.800	3	5	.600	2	3	.667	4	7	11	5.8	0	0	10	3	0	5	21	13.5	
North Carolina	01/03/26	*	39	6	9	.667	2	4	.500	1	2	.500	0	4	4	5.7	2	0	6	2	0	2	15	13.6	
at Clemson	01/07/26	*	35	3	8	.375	0	3	.000	6	6	1.000	2	4	6	5.7	2	0	4	1	0	2	12	13.5	
at Duke	01/10/26	*	38	8	14	.571	2	4	.500	2	2	1.000	1	6	7	5.8	3	0	5	6	0	3	20	13.9	
Virginia Tech	01/14/26	*	33	2	7	.286	0	1	.000	0	0	.000	0	1	1	5.5	2	0	4	1	0	2	4	13.4	
Virginia	01/17/26	*	35	5	9	.556	3	4	.750	0	0	.000	3	3	6	5.6	0	0	5	1	0	2	13	13.3	
at Wake Forest	01/20/26	*	31	8	13	.615	3	5	.600	5	7	.714	4	4	8	5.7	1	0	7	6	1	6	24	13.9	
Florida St.	01/24/26	*	33	6	11	.545	3	7	.429	4	5	.800	1	8	9	5.9	1	0	5	1	0	1	19	14.2	
at Louisville	01/31/26	*	36	5	11	.455	1	3	.333	2	2	1.000	0	8	8	6.0	4	0	0	2	0	3	13	14.1	
NC State	02/03/26	*	33	4	8	.500	2	3	.667	1	2	.500	1	8	9	6.1	0	0	1	0	0	1	11	14.0	
at Pittsburgh	02/07/26	*	28	2	5	.400	1	2	.500	0	0	.000	0	4	4	6.0	1	0	6	2	0	1	5	13.6	
Totals			23	786	114	.236	.483	35	94	.372	49	65	.754	30	108	138	6.0	43	0	115	48	4	57	312	13.6

Games played: 23  
Minutes/game: 34.2  
Points/game: 13.6  
FG Pct: 48.3  
3FG Pct: 37.2  
FT Pct: 75.4

Rebounds/game: 6.0  
Assists/game: 5.0  
Turnovers/game: 2.1  
Assist/turnover ratio: 2.4  
Steals/game: 2.5  
Blocks/game: 0.2

**CAREER STATISTICS**

Year	GP	GS	Min	Avg	FG	FGA	Pct	3FG	FGA	Pct	FT	FTA	Pct	Off	Def	Tot	Avg	PF	FO	Ast	TO	Blk	Stl	Pts	Avg
2022-23*	14	0	60	4.3	6	12	.500	2	5	.400	3	4	.750	2	6	8	0.6	1	0	6	5	1	1	17	1.2
2023-24	33	30	610	18.5	49	114	.430	10	26	.385	14	19	.737	36	67	103	3.1	35	0	97	40	4	32	122	3.7
2024-25	35	35	1029	29.4	127	281	.452	29	85	.341	63	88	.716	37	127	164	4.7	41	0	129	64	8	83	346	9.9
2025-26	23	23	786	34.2	114	236	.483	35	94	.372	49	65	.754	30	108	138	6.0	43	0	115	48	4	57	312	13.6
TOTAL	91	88	2425	26.6	290	631	.460	74	205	.361	126	172	.733	103	302	405	4.5	119	0	341	152	16	172	780	8.6
All*	105	88	2485	23.7	296	643	.460	76	210	.362	129	176	.733	105	308	413	3.9	120	0	347	157	17	173	797	7.6

\* Statistics from prior team/school

HIGHS	SEASON	CAREER	CONF. GAME	CONF. TOUR/POST
MINUTES	43, vs Texas A&M 12/7/25	43, vs Texas A&M 12/7/25	39, at Cal 2/27/25 39, [12/12] N. Carolina 1/3/26	34, UNI 3/19/25 34, Oklahoma St 3/23/25
FG	9, Arkansas St 11/21/25	9, Arkansas St 11/21/25	8, Georgia Tech 1/11/25 8, at [6/6] Duke 1/10/26 8, at Wake Forest 1/20/26	7, UNI 3/19/25
FGA	17, Murray State 11/11/25	17, Murray State 11/11/25	14, Wake Forest 2/15/25 14, at Cal 2/27/25	16, UNI 3/19/25
3FG	3, UAPB 11/18/25 3, Arkansas St 11/21/25 3, Central Ark. 12/21/25 3, Cal St Fullerton 12/28/25 3, [16/16] Virginia 1/17/26 3, at Wake Forest 1/20/26 3, Florida St 1/24/26	3, at Cal 2/27/25 3, Arkansas St 11/21/25 3, Central Ark. 12/21/25 3, Cal St Fullerton 12/28/25 3, [16/16] Virginia 1/17/26 3, at Wake Forest 1/20/26 3, Florida St 1/24/26	3, at Cal 2/27/25 3, [16/16] Virginia 1/17/26 3, at Wake Forest 1/20/26 3, Florida St 1/24/26	1, 4 times
3FGA	8, Central Ark. 12/21/25	8, Central Ark. 12/21/25	6, Wake Forest 2/15/25	4, UNI 3/19/25
FT	6, at [rv/rv] Clemson 1/7/26	7, [25/rv] Louisville 1/21/25	7, [25/rv] Louisville 1/21/25	2, at Indiana St 3/20/24 2, v10/10 Clemson 3/13/25
FTA	6, vs Texas A&M 12/7/25 6, at [rv/rv] Clemson 1/7/26	8, [25/rv] Louisville 1/21/25	8, [25/rv] Louisville 1/21/25	5, v10/10 Clemson 3/13/25
REBOUNDS	11, Cal St Fullerton 12/28/25	11, Cal St Fullerton 12/28/25	9, Cal 1/29/25 9, [18/17] Clemson 2/22/25 9, Florida St 1/24/26 9, [rv/rv] NC State 2/3/26	10, UNI 3/19/25
ASSISTS	13, Arkansas St 11/21/25	13, Arkansas St 11/21/25	8, at Virginia Tech 2/5/25	7, UNI 3/19/25
BLOCKS	1, Murray State 11/11/25 1, UAPB 11/18/25 1, Central Ark. 12/21/25 1, at Wake Forest 1/20/26	2, Pitt 2/11/25	2, Pitt 2/11/25	1, Oklahoma St 3/23/25
STEALS	10, Arkansas St 11/21/25	10, Arkansas St 11/21/25	6, Georgia Tech 1/11/25 6, at Wake Forest 1/20/26	4, v10/10 Clemson 3/13/25 4, UNI 3/19/25
POINTS	24, Arkansas St 11/21/25 24, at Wake Forest 1/20/26	24, Arkansas St 11/21/25 24, at Wake Forest 1/20/26	24, at Wake Forest 1/20/26	16, UNI 3/19/25
DOUBLE-DOUBLES (2 TRIPLE-DOUBLES)				
1 - UNI 3/19/25 (16 pts, 10 rebs)			2 - Arkansas St 11/21/25 (24 pts, 13 asts, 10 stls)	
3 - Cal State Fullerton 12/28/25 (21 pts, 11 rebs, 10 asts)				

**2022-23 (Fr. at Tennessee):** 14 games...team made NCAA Sweet 16.

**Prep:** Knoxville Catholic HS... 4yr/116gm/2,240pts... 19.3p/7.1r/5.0a/2.5s/52% FGs/33% 3FGs... 4-star #71 2022 by Rivals... Mr. Basketball finalist 2021-22, TN DII-AA All-State, State title, 20.3p/7.9r/5.3a/3.2s... Jr. 2020-21, 21-4, state semi, 19.9p/7.0r/5.1a ... 2021 DII-AA Mr. Basketball; 2020-21 MaxPreps TN Player OTY... So. 2019-20, DII-AA state title... 2019-20, 19.5p/7.4r/5.8a, finalist DII-AA Mr. Basketball... AAU BMaze Elite.



# B.J. EDWARDS - O

## SMU Triple-Doubles

Gerald Lewis at Baylor (2-3-1993) - 28 points, 12 rebounds & 12 assists  
Gerald Lewis vs. Baylor (3-3-1993) - 15 points, 11 rebounds & 10 assists  
Gerald Lewis vs. Texas (3-6-1993) - 13 points, 11 rebounds & 17 assists  
Jeryl Sasser vs. Lamar (11-23-1999) - 16 points, 10 rebounds & 10 assists  
Jimmy Whitt Jr vs. McNeese State (11-29-2018) - 12 points, 10 rebounds & 10 assists  
**B.J. Edwards vs Arkansas State (11-21-2025) - 24 points, 13 assists & 10 steals**  
**B.J. Edwards vs Cal State Fullerton (12-28-2025) - 21 points, 11 rebounds & 10 assists**

## SMU Career Steals Avg. - 1.2+ (min. 35 games)

1	2.1	Bryan Hopkins (225/105), 2002-06
	2.1	Carl Wright (205/96), 1982-85
3	1.9	Gerald Lewis (209/112), 1989-93
—	<b>1.9</b>	<b>B.J. Edwards, 2023-</b>
4	1.7	Carlton McKinney (111/64), 1986-88
	1.7	Jeryl Sasser (197/117), 1997-01
	1.7	Jemeil Rich (136/81), 1994-97
	1.7	Zhuric Phelps (158/95), 2021-24
8	1.6	Stephen Woods (179/112), 1996-00
	1.6	Jimmy Whitt Jr. (103/63), 2017-19
—	<b>1.6</b>	<b>Boopie Miller, 2024-</b>
10	1.5	Willie Davis (160/109), 1997-01
	1.5	Paul McCoy (73/50), 2008-10
12	1.4	Roderick Hampton (127/88), 1987-91
	1.4	Todd Alexander (45), 1987-89
	1.4	Nic Moore (136/100), 2013-16
	1.4	Kendric Davis (106/75), 2019-22
16	1.3	Kato Armstrong (126/95), 1985-89
	1.3	Quinton Ross (153/119), 1999-03
18	1.2	Phil Hale (107), 1976-80
	1.2	Jon Killen (144/118), 2004-08
	1.2	Jeremiah Samarrippas (78/66), 2010-12
	1.2	Nick Russell (86/69), 2012-14
	1.2	Markus Kennedy (110/89), 2013-16
	1.2	Isiaha Mike (72/62), 2018-20

## SMU Season Steals Average (1.7+) (Since 1976-77)

1	2.9	Gerald Lewis (Sr.), 1992-93 (79/27)
—	<b>2.5</b>	<b>B.J. Edwards (Sr.), 2025-26</b>
2	2.4	Bryan Hopkins (Sr.), 2005-06 (52/22)
	2.4	Bryan Hopkins (Jr.), 2004-05 (59/25)
	<b>2.4</b>	<b>B.J. Edwards (Jr.), 2024-25 (83/35)</b>
5	2.3	Carl Wright (So.), 1983-84 (77/33)
	2.3	Carl Wright (Jr.), 1984-85 (76/33)
	2.3	Gerald Lewis (Jr.), 1991-92 (63/28)
	2.3	Zhuric Phelps (So.), 2022-23 (68/30)
9	2.2	Willie Davis (Jr.), 1999-00 (67/30)
10	2.1	Bryan Hopkins (Fr.), 2002-03 (61/29)
11	2.0	Jeryl Sasser (So.), 1998-99 (60/30)
	2.0	Peter Lodwick (Sr.) 1976-77 (53/27)
13	1.9	Roderick Hampton (Jr.), 1989-90 (53/28)
	1.9	Stephen Woods (Jr), 1998-99 (50/27)
	1.9	Zhuric Phelps (Jr.), 2023-24 (63/33)
16	1.8	Bryan Hopkins (So.), 2003-04 (53/29)
	1.8	Jeryl Sasser (Jr.), 1999-00 (54/30)
	1.8	Jimmy Whitt (So.), 2017-18 (60/33)
—	<b>1.8</b>	<b>Boopie Miller (Sr.), 2025-26</b>
19	1.7	Carlton McKinney (Sr.), 1987-88 (61/35)
	1.7	Jemeil Rich (So.), 1994-95 (47/27)
	1.7	Carl Wright (Fr.), 1982-83 (52/30)
	1.7	Carlton McKinney (Jr.), 1986-87 (50/29)
	1.7	Stephen Woods (Sr.), 1999-00 (51/30)
	1.7	Kato Armstrong (Jr), 1987-88 (58/35)
	1.7	Jemeil Rich (Sr.), 1996-97 (43/26)
	1.7	Jon Killen (Jr.), 2006-07 (54/31)

## SMU Career Steals - 100+

1	225	Bryan Hopkins, 2002-06
2	209	Gerald Lewis, 1989-93
3	205	Carl Wright, 1982-85
4	197	Jeryl Sasser, 1997-01
5	179	Stephen Woods, 1996-00
<b>6</b>	<b>172</b>	<b>B.J. Edwards, 2023-</b>
7	160	Willie Davis, 1997-01
8	158	Zhuric Phelps, 2021-24
9	153	Quinton Ross, 1999-03
10	144	Jon Killen, 2004-08
11	139	Sterling Brown, 2013-17
12	136	Jemeil Rich, 1994-97
	136	Nic Moore, 2013-16
14	130	Butch Moore, 1982-86
15	128	David Piehler, 1979-83
16	127	Roderick Hampton, 1987-91
17	126	Justin Isham, 2001-05
	126	Kato Armstrong, 1985-89
19	125	Phil Hale, 1976-80
20	123	Troy Matthews, 1993-97
21	112	Devon Pearson, 2003-07
22	111	Carlton McKinney, 1986-88
23	110	Markus Kennedy, 2013-16
24	109	Eric Castro, 2001-05
25	106	Kendric Davis, 2019-22
26	103	Jimmy Whitt Jr., 2017-19
27	102	Tim Mason, 1989-93
102		Ben Moore, 2013-17

## SMU - Single-Game Steals

<b>10</b>	<b>B.J. Edwards, Arkansas State, 11-21-2025</b>
9	Bryan Hopkins, San Jose State, 2-10-2005
8	Willie Davis, [15] Tulsa, 3-4-2000
7	Jeryl Sasser, vs. UT-Pan Am, 12-29-2000
7	Bobby Dimson, at Tulsa, 2-28-1998
7	Stephen Woods, Prairie View A&M, 12-30-1996
7	Gerald Lewis, Houston, 1-30-1993
7	Gerald Lewis, Rice, 2-6-1993
7	Gerald Lewis, at Baylor, 2-26-1992
7	Nic Moore, Texas Southern, 11-26-2014
7	Zhuric Phelps, at Wichita St, 2-12-2023
<b>7</b>	<b>Boopie Miller, Arkansas State, 11-21-2025</b>

## ACC Single-Game Steals

11	Kenny Dennard, Duke vs. Maryland ACC 2-3-79
10	Chris Singleton, Florida State vs. UNCG 11-14-10
10	Mo Rivers, NC State vs. Clemson ACC 1-12-74
<b>10</b>	<b>B.J. Edwards, Arkansas State, 11-21-2025</b>

## SMU Season Steals (50+) (Since 1976-77) (GP)

<b>1</b>	<b>83</b>	<b>B.J. Edwards (Jr.), 2024-25</b>
2	79	Gerald Lewis (Sr.), 1992-93 (27)
3	77	Carl Wright (So.), 1983-84 (33)
4	76	Carl Wright (Jr.), 1984-85 (33)
5	68	Zhuric Phelps (So.), 2022-23 (30)
6	67	Willie Davis (Jr.), 1999-00 (30)
7	63	Gerald Lewis (Jr.), 1991-92 (28)
	63	Zhuric Phelps (Jr.), 2023-24 (33)
9	61	Bryan Hopkins (Fr.), 2002-03 (29)
	61	Carlton McKinney (Sr.), 1987-88 (35)
11	60	Jeryl Sasser (So.), 1998-99 (30)
	60	Jimmy Whitt (So.), 2017-18 (33)
13	59	Bryan Hopkins (Jr.), 2004-05 (25)
14	58	Kato Armstrong (Jr.), 1987-88 (35)
15	57	Markus Kennedy (So.), 2013-14 (37)
	<b>57</b>	<b>B.J. Edwards (Sr.), 2025-26</b>
17	54	Jeryl Sasser (Jr.), 1999-00 (30)
	54	Jon Killen (Jr.), 2006-07 (31)
	54	Nic Moore (So.), 2013-14 (37)
20	53	Peter Lodwick (Sr.), 1976-77 (27)
	53	Roderick Hampton (Jr.), 1989-90 (28)
	53	Bryan Hopkins (So.), 2003-04 (29)
23	52	Bryan Hopkins (Sr.), 2005-06 (22)
	52	Terry Thomas (Sr.), 1987-88 (34)
	52	Carl Wright (Fr.), 1982-83 (30)
26	51	Stephen Woods (Sr.), 1999-00 (30)
27	50	Stephen Woods (Jr.), 1998-99 (27)
	50	Carlton McKinney (Jr.), 1986-87 (29)
	50	Sterling Brown (Sr.), 2016-17 (35)

## SMU Career Assists

1	828	Butch Moore, 1982-86
2	508	Nic Moore (100), 2013-16
3	491	Gerald Lewis, 1989-93
4	469	Jeryl Sasser, 1997-01
5	468	Billy Allen, 1978-80
6	460	Carl Wright, 1982-85
7	445	Kendric Davis (75), 2019-21
8	419	Roderick Hampton, 1987-91
9	403	Kato Armstrong, 1985-89
10	396	Bryan Hopkins, 2002-06
11	387	Troy Matthews, 1993-97
12	371	Jon Killen, 2004-08
13	363	Zachary Thiel, 1971-74
<b>14</b>	<b>341</b>	<b>B.J. Edwards, 2023-26</b>
15	337	Shake Milton (87), 2015-18
16	334	Scott Johnson, 1983-87
17	323	Stephen Woods, 1996-00
<b>18</b>	<b>304</b>	<b>Boopie Miller, 2024-26</b>
19	294	Sterling Brown (136), 2013-17
20	279	Jemeil Rich, 1994-97
21	278	David Piehler, 1979-83
22	276	Damon Hancock, 1998-02
23	260	Phil Hale, 1976-80
24	257	Nick Russell (69), 2012-14
25	250	Jeremiah Samarrippas, 2010-12

# B.J. EDWARDS - O

## Career Assists Avg. - 3.5+ (min. 35 games)

1	9.0	Billy Allen (468/52), 1978-80
2	6.6	Butch Moore (828/125), 1982-86
---	<b>6.1</b>	<b>Boopie Miller, 2024-</b>
3	5.9	Kendric Davis (445/75), 2019-21
4	5.6	Michael G. Jaccar (239/43), 1974-76
5	5.1	Nic Moore (508/100), 2013-16
6	4.8	Carl Wright (460/96), 1982-85
	4.8	Roderick Hampton (419/88), 1987-91
8	4.7	Zachary Thiel (363/78), 1971-74
9	4.4	Gerald Lewis (491/112), 1989-93
10	4.2	Kato Armstrong (403/95), 1985-89
11	4.0	Jeryl Sasser (469/117), 1997-01
12	3.9	Todd Alexander (45), 1987-89
	3.9	Shake Milton (337/87), 2015-18
14	3.8	Bryan Hopkins (396/105), 2002-06
	3.8	Jeremiah Samarippas (250/66), 2010-12
16	3.7	Carlton McKinney (236/64), 1986-88
	3.7	Nick Russell (257/69), 2012-14
	3.7	Jimmy Whitt Jr. (233/63), 2017-19
---	<b>3.7</b>	<b>B.J. Edwards, 2023-</b>
19	3.6	Derek Williams (219/61), 2008-10
20	3.5	Troy Matthews (387/110), 1993-97

## SMU Season Assists Average (5.0+) (Since 1971-72) (Assists/Games Played)

1	9.1	Billy Allen (So.), 1979-80 (255/28)
2	8.9	Billy Allen (Fr.), 1978-79 (213/24)
3	7.7	Butch Moore (Sr.), 1985-86 (222/29)
4	7.6	Kendric Davis (Jr.), 2020-21 (130/17)
5	7.5	Butch Moore (Jr.), 1984-85 (247/33)
6	7.4	Michael Jaccar (Sr.), 1975-76 (206/28)
---	<b>6.8</b>	<b>Boopie Miller (Sr.), 2025-26</b>
7	6.7	Gerald Lewis (Sr.), 1992-93 (180/27)
	6.7	Kendric Davis (So.), 2019-20 (173/26)
9	6.4	Butch Moore (Fr.), 1982-83 (192/30)
10	6.2	Carl Wright (So.), 1983-84 (203-33)
11	6.0	Zachary Thiel (Jr.), 1972-73 (144/24)
	6.0	Kato Armstrong (Jr.), 1987-88 (209/35)
13	5.6	Roderick Hampton (Sr.), 1990-91 (156/28)
14	<b>5.5</b>	<b>Boopie Miller (Jr.), 2024-25</b>
15	5.4	Roderick Hampton (Jr.), 1989-90 (151/28)
	5.4	Carl Wright (Jr.), 1984-85 (177/33)
17	5.2	Nic Moore (Sr.), 2015-16 (152/29)
18	5.1	Scott Johnson (Sr.), 1986-87 (149/29)
	5.1	Kato Armstrong (So.), 1986-87 (142/28)
	5.1	Butch Moore (So.), 1983-84 (167/33)
	5.1	Jon Killen (Sr.), 2007-08 (154/30)
	5.1	Nic Moore (Jr.), 2014-15 (175/34)
---	<b>5.0</b>	<b>B.J. Edwards (Sr.), 2025-26</b>

## SMU Career Assist-To-Turnover Ratio (Min. 3.0 Assists Per Game)

	Ast/TO	Name	Seasons	Assists	Turnovers
---	<b>2.55</b>	<b>Boopie Miller</b>	<b>2024-26</b>	<b>304</b>	<b>119</b>
1	2.53	Scott Johnson	1983-87	334	132
2	2.38	Jimmy Whitt	2017-19	233	98
3	2.33	Kendric Davis	2019-22	445	191
4	2.32	Billy Allen	1978-80	468	202
---	<b>2.24</b>	<b>B.J. Edwards</b>	<b>2023-26</b>	<b>341</b>	<b>152</b>
5	2.13	Shake Milton	2015-18	337	158
6	2.12	Nic Moore	2013-16	508	240
7	2.11	Butch Moore	1982-86	828	392
8	2.00	Todd Alexander	1987-89	176	88

## SMU Season Assist-To-Turnover Ratio (Min. 3.0 Assists Per Game)

Season	Ast/TO	Name	Season	Assists	Turnovers
1	3.64	Butch Moore	1985-86	222	61
2	3.17	Kendric Davis	2020-21	130	41
3	2.92	Scott Johnson	1986-87	149	51
4	2.70	Jimmy Whitt	2018-19	119	44
	2.70	Kendric Davis	2019-20	173	64
---	<b>2.61</b>	<b>Boopie Miller</b>	<b>2025-26</b>	<b>149</b>	<b>57</b>
6	2.56	Shake Milton	2016-17	159	62
7	<b>2.50</b>	<b>Boopie Miller</b>	<b>2024-25</b>	<b>155</b>	<b>62</b>
8	2.49	Todd Alexander	1987-88	152	61
---	<b>2.40</b>	<b>B.J. Edwards</b>	<b>2025-26</b>	<b>115</b>	<b>48</b>
9	2.38	Billy Allen	1979-80	255	107
10	2.36	Rod Hampton	1990-91	156	66
11	2.35	Butch Moore	1984-85	247	105
12	2.30	Nic Moore	2015-16	152	66
13	2.24	Billy Allen	1978-79	213	95
14	2.11	Jimmy Whitt	2017-18	114	54
15	2.08	Nic Moore	2013-14	181	87
16	2.04	Carlton McKinney	1986-87	110	54
17	<b>2.02</b>	<b>B.J. Edwards</b>	<b>2024-25</b>	<b>129</b>	<b>64</b>
18	2.01	Nic Moore	2014-15	175	87

## SMU Career Games Started - 80+ (Since 1978-79)

1	125	Butch Moore, 1982-86
2	123	Jon Koncak, 1981-85
3	116	Larry Davis, 1981-85
4	110	Jeryl Sasser, 1997-01
5	109	Stephen Woods, 1996-00
6	106	Sterling Brown, 2013-17
7	104	Patrick Simpson, 2001-05
8	101	Bryan Hopkins, 2002-06
9	100	Nic Moore (100), 2013-16
10	98	Papa Dia, 2007-11
11	94	Troy Matthews, 1993-97
12	93	Ben Moore, 2013-17
13	92	Eric Castro, 2001-05
	92	Quinton Ross, 1999-03
15	91	Willie Davis, 1997-01
	91	Robert Nyakundi (123), 2008-12
17	<b>88</b>	<b>B.J. Edwards, 2022-26</b>
18	87	Scott Johnson, 1983-87
19	86	Ethan Chargois (108), 2017-21
20	85	Mike Wilson, 1990-93
	85	Shawn Williams (93), 2013-14
22	84	Gerald Lewis, 1989-93
	84	Tim Mason, 1989-93
24	83	Carl Wright, 1982-85
25	81	Jay Poerner, 1994-98
	81	Derrick Roberts, 2004-08
27	80	Shake Milton, 2015-18





13  
MITCHELL HOLMES  
F, 6-10, 230, Fr.-RS  
Fort Worth, Texas  
Link Year Prep [Mo.]  
The Oakridge School

**2025-26 (Freshman):** Added 8 points (4-6 FG) and 4 rebounds in 13 minutes vs UAPB 11/18... Had 10 points (5-6 FG), 2 rebounds, a block and a steal in the win vs Butler 11/15... Added 7 points (3-3 FG, 1-1 FT) and 2 rebounds in the win vs Texas A&M Corpus Christi 11/6... Had 4 points (2-2 FG) and 2 rebounds in SMU debut vs Tarleton State 11/3.

**2024-25:** Redshirted

**Prep:** Mitchell Holmes was a power forward at Link Year Prep in Branson, Missouri, which made the semifinals of the 2024 Chipotle Nationals Tournament . The three-star signee was ranked in the top 10 overall in Missouri and top 70 at his position nationally. Before attending Link Academy, the McDonald's All-American nominee scored more than 1,500 points at The Oakridge School in Arlington where he was a two-time team MVP, a team captain, SPC Co-State Champ, most outstanding statistics student and a member of the National Honor Society. He played AAU for ProSkills.

HIGHS	SEASON	CAREER	CONF. GAME	CONF. TOUR/POST
MINUTES	15, Radofrd 11/24/25		7, at [rv/rv] Clemson 1/7/26	
FG	5, Butler 11/15/25		1, [16/16] Virginia 1/17/26	
			1, at Wake Forest 1/20/26	
FGA	6, Butler 11/15/25		1, [16/16] Virginia 1/17/26	
	6, UAPB 11/18/25		1, at Wake Forest 1/20/26	
			1, Florida St 1/24/26	
3FG				
3FGA				
FT	2, Radofrd 11/24/25		2, at [rv/rv] Clemson 1/7/26	
	2, at [rv/rv] Clemson 1/7/26			
FTA	2, Radofrd 11/24/25		2, at [rv/rv] Clemson 1/7/26	
	2, at [rv/rv] Clemson 1/7/26			
REBOUNDS	4, UAPB 11/18/25		1, at [20/20] Louisville 1/31/26	
ASSISTS	2, Arkansas St 11/21/25			
	2, Cal St Fullerton 12/28/25			
BLOCKS	1, Butler 11/15/25			
	1, Arkansas St 11/21/25			
STEALS	1, A&M-Corpus Christi 11/6/25			
	1, Butler 11/15/25			
POINTS	10, Butler 11/15/25		2, at [rv/rv] Clemson 1/7/26	
			2, [16/16] Virginia 1/17/26	
			2, at Wake Forest 1/20/26	

2025-26 GAME-BY-GAME STATISTICS																								
Opponent	Date	GS	Min	FG	FGA	Pct	3FG	FGA	Pct	FT	FTA	Pct	Off	Def	Tot	Avg	PF	FO	A	TO	Blk	Stl	Pts	Avg
TARLETON ST.	11/03/25		6	2	2	1.000	0	0	.000	0	0	.000	1	1	2	2.0	3	0	0	1	0	0	4	4.0
A&M-CORPUS CHRISTI	11/06/25		8	3	3	1.000	0	0	.000	1	1	1.000	0	2	2	2.0	1	0	0	0	0	1	7	5.5
MURRAY ST.	11/11/25		8	0	1	.000	0	0	.000	0	0	.000	1	1	2	2.0	0	0	0	0	0	0	0	3.7
BUTLER	11/15/25		11	5	6	.833	0	0	.000	0	0	.000	1	1	2	2.0	0	0	0	0	1	1	10	5.3
ARK.-PINE BLUFF	11/18/25		13	4	6	.667	0	0	.000	0	0	.000	1	3	4	2.4	0	0	0	0	0	0	8	5.8
ARKANSAS ST.	11/21/25		14	1	3	.333	0	0	.000	0	0	.000	0	2	2	2.3	3	0	2	1	1	0	2	5.2
RADFORD	11/24/25		15	1	1	1.000	0	0	.000	2	2	1.000	0	2	2	2.3	3	0	0	0	0	0	4	5.0
at Mississippi St.	11/28/25		3	0	1	.000	0	0	.000	0	0	.000	0	0	0	2.0	0	0	0	1	0	0	0	4.4
at Vanderbilt	12/03/25	DNP																						
vs Texas A&M	12/07/25		13	0	0	.000	0	0	.000	0	0	.000	0	1	1	1.9	2	0	0	0	0	0	0	3.9
vs LSU	12/13/25		1	0	0	.000	0	0	.000	0	0	.000	0	0	0	1.7	1	0	0	0	0	0	0	3.5
CENTRAL ARK.	12/21/25		4	1	1	1.000	0	0	.000	0	0	.000	1	0	1	1.6	0	0	0	0	0	0	2	3.4
CAL ST. FULLERTON	12/28/25		8	0	0	.000	0	0	.000	0	0	.000	0	2	2	1.7	1	0	2	0	0	0	0	3.1
NORTH CAROLINA	01/03/26	DNP																						
at Clemson	01/07/26		7	0	0	.000	0	0	.000	2	2	1.000	0	0	0	1.5	3	0	0	0	0	0	2	3.0
at Duke	01/10/26		2	0	0	.000	0	0	.000	0	0	.000	0	0	0	1.4	3	0	0	0	0	0	0	2.8
VIRGINIA TECH	01/14/26	DNP																						
VIRGINIA	01/17/26		2	1	1	1.000	0	0	.000	0	0	.000	0	0	0	1.3	0	0	0	0	0	0	2	2.7
at Wake Forest	01/20/26		3	1	1	1.000	0	0	.000	0	0	.000	0	0	0	1.3	1	0	0	0	0	0	2	2.7
FLORIDA ST.	01/24/26		0	0	1	.000	0	0	.000	0	0	.000	0	0	0	1.2	0	0	0	0	0	0	0	2.5
at Louisville	01/31/26		4	0	0	.000	0	0	.000	0	0	.000	0	1	1	1.2	0	0	0	0	0	0	0	2.4
NC STATE	02/03/26		2	0	0	.000	0	0	.000	0	0	.000	0	0	0	1.1	0	0	0	0	0	0	0	2.3
at Pittsburgh	02/07/26		2	0	0	.000	0	0	.000	0	0	.000	0	0	0	1.1	0	0	0	0	0	0	0	2.2
Totals		0	126	19	27	.704	0	0	.000	5	5	1.000	5	16	21	1.1	21	0	4	3	2	2	43	2.2

Games played: 20  
Minutes/game: 6.3  
Points/game: 2.2  
FG Pct: 70.4  
FT Pct: 100.0

Rebounds/game: 1.1  
Assists/game: 0.2  
Turnovers/game: 0.2  
Assist/turnover ratio: 1.3  
Steals/game: 0.1  
Blocks/game: 0.1



**33**  
**NICCOLO**  
**KALISCHER-STORK**  
**G, 6-2, 205, Fr.-RS**  
**Los Angeles, California**  
**Harvard-Westlake School**

HIGHS	SEASON	CONF. GAME	CONF. TOUR./POST
MINUTES	1, UAPB 11/18/25 1, Cal St Fullerton 12/28/25		
FG			
FGA			
3FG			
3FGA			
FT			
FTA	2, Cal St Fullerton 12/28/25		
REBOUNDS			
ASSISTS			
BLOCKS			
STEALS			
POINTS			

**2025-26 (Freshman):** Made his SMU debut vs UAPB 11/18.

**2024-25:** Redshirted


**Prep:** Coached by David Rebibo during his time at Harvard-Westlake School... Played as a guard for the Wolverines as the team went 91-9 from 2021-24... As a senior in 2023-24, averaged 3.2 points per game... Helped the Wolverines compile a 33-3 record and earned State Rank No. 1... In 2022-23, he contributed to Harvard-Westlake going 33-2 and being State Ranked No. 1 while being undefeated in the Mission Basketball League California Southern Section (7-0)... As a sophomore in 2021-22, Harvard-Westlake went 25-4 with a 5-2 league record.

2025-26 GAME-BY-GAME STATISTICS

Opponent	Date	GS	Min	FG	FGA	Pct	3FG	FGA	Pct	FT	FTA	Pct	Off	Def	Tot	Avg	PF	FO	A	TO	Blk	Stl	Pts	Avg
TARLETON ST.	11/03/25		DNP																					
A&M-CORPUS CHRISTI	11/06/25		DNP																					
MURRAY ST.	11/11/25		DNP																					
BUTLER	11/15/25		DNP																					
ARK.-PINE BLUFF	11/18/25		1	0	0	.000	0	0	.000	0	0	.000	0	0	0	0.0	0	0	0	1	0	0	0	0.0
ARKANSAS ST.	11/21/25		DNP																					
RADFORD	11/24/25		DNP																					
at Mississippi St.	11/28/25		DNP																					
at Vanderbilt	12/03/25		DNP																					
vs Texas A&M	12/07/25		DNP																					
vs LSU	12/13/25		DNP																					
CENTRAL ARK.	12/21/25		DNP																					
CAL ST. FULLERTON	12/28/25		1	0	0	.000	0	0	.000	0	2	.000	0	0	0	0.0	0	0	0	0	0	0	0	0.0
NORTH CAROLINA	01/03/26		DNP																					
at Clemson	01/07/26		DNP																					
at Duke	01/10/26		DNP																					
VIRGINIA TECH	01/14/26		DNP																					
VIRGINIA	01/17/26		DNP																					
at Wake Forest	01/20/26		DNP																					
FLORIDA ST.	01/24/26		DNP																					
at Louisville	01/31/26		DNP																					
NC STATE	02/03/26		DNP																					
at Pittsburgh	02/07/26		DNP																					
Totals		0	2	0	0	.000	0	0	.000	0	2	.000	0	0	0	0.0	0	0	0	1	0	0	0	0.0

Games played: 2  
Minutes/game: 1.0  
FT Pct: 0.0  
  
Turnovers/game: 0.5





2  
**BOOPIE MILLER**  
**G, 6-0, 175, Sr.-1L**  
**Chicago, Illinois**  
**Wake Forest /**  
**Central Michigan**  
**Victory Rock Prep [Fla.]**

**2025-26 (Senior):** Hit a buzzer-beater from half court as he went for 24 points, 6 assists, 4 rebounds and 2 steals in the 77-76 win vs Virginia Tech 1/14... Had 27 points (10-13 FG, 3-5 3FG, 4-5 FT) and 12 assists with 4 rebounds and a steal in the win vs [12/12] North Carolina 1/3...Contributed 23 points (-13 FG, 3-6 3FG, 2-2 FT), 8 assists, 4 steals and 3 rebounds in win vs Central Arkansas 12/21... Had 28 points, 9 rebounds, 3 assists and 2 steals in OT win at Mississippi State 11/28 (11 points, 3 rebounds, assist in last 7:03 of regulation to rally from down 61-52; then 6 points, a rebound, an assist in OT)... Totaled 17 points, 6 assists and a career-high 7 steals in the win vs Arkansas State 11/21... Had 23 points (9-13 FG), 12 assists and 3 steals in the win vs Butler 11/15... Team-high 28 points (9-13 FG, 3-5 3FG, 7-8 FT) with 6 assists, 5 rebounds, 3 steals and a block vs Murray State 11/11... **HONORS:** ACC Player of the Week (Jan. 5), AP National Player of the Week (Jan. 6). One of five Oscar Robertson Trophy National Players of the Week (Jan. 6)... Lute Olson Award Early Season Watch List...Oscar Robertson Trophy Midseason Watch List... Preseason All-ACC Second Team.... **BUZZER BEATER:** Hit a running half-court shot as time expired for the 77-76 win vs Virginia Tech 1/14.

**2024-25 (Junior):** 28 of 35 games (2/15-3/1, 3/19, 3/23 - injury)... 13.2 pts (26th ACC), 5.5 asts (4th, 33rd NCAA), 2.9 rebs, 1.6 stls (9th), 2.50 ast/to (2nd, 41st NCAA), 81.6% FTs (13th)... **GAME HIGHLIGHTS:** 10 pts (4-7 FG, 2-3 3FG), 10 asts, 2 blks, stl vs Stanford 2/1... 18 pts (7-11 FG, 3-5 3FG), 10 asts, 2 stls, 2 rebs, blk at Miami 1/18... **WINNERS:** 3FG w/ 0.4 left at Virginia, 54-52 win 1/15... 10-ft FG w/ 2.1 seconds left 79-77 win vs Cal Baptist 11/26... **HONORS:** All-ACC 3rd Tm... Acrisure Holiday Invite MVP 11/27... **SMU SEASON RECORDS:** 155 asts (17th), 5.5 asts (14th), 2.50 ast/to (7th)

**2025-26 GAME-BY-GAME STATISTICS**

Opponent	Date	GS	Min	FG	FGA	Pct	3FG	FGA	Pct	FT	FTA	Pct	Off	Def	Tot	Avg	PF	FO	A	TO	Blk	Stl	Pts	Avg	
TARLETON ST.	11/03/25	*	28	4	9	.444	1	4	.250	11	11	1.000	0	3	3	3.0	4	0	5	1	0	1	20	20.0	
A&M-CORPUS CHRISTI	11/06/25	*	35	2	14	.143	0	3	.000	10	12	.833	1	3	4	3.5	1	0	6	0	0	1	14	17.0	
MURRAY ST.	11/11/25	*	36	9	13	.692	3	5	.600	7	8	.875	1	4	5	4.0	1	0	6	3	1	3	28	20.7	
BUTLER	11/15/25	*	36	9	13	.692	1	2	.500	4	5	.800	0	1	1	3.3	5	1	12	7	0	3	23	21.3	
ARK.-PINE BLUFF	11/18/25	*	30	4	8	.500	2	4	.500	5	5	1.000	0	4	4	3.4	2	0	10	2	0	3	15	20.0	
ARKANSAS ST.	11/21/25	*	30	6	13	.462	2	6	.333	3	4	.750	0	0	0	2.8	2	0	6	2	0	7	17	19.5	
RADFORD	11/24/25	*	38	5	9	.556	3	4	.750	12	12	1.000	0	1	1	2.6	1	0	10	2	0	1	25	20.3	
at Mississippi St.	11/28/25	*	39	9	19	.474	5	9	.556	5	5	1.000	1	8	9	3.4	3	0	3	2	0	2	28	21.3	
at Vanderbilt	12/03/25	*	38	5	13	.385	0	3	.000	7	8	.875	3	4	7	3.8	2	0	6	5	0	1	17	20.8	
vs Texas A&M	12/07/25	*	40	4	13	.308	1	6	.167	10	10	1.000	0	6	6	4.0	4	0	4	5	0	1	19	20.6	
vs LSU	12/13/25	*	34	5	12	.417	3	4	.750	3	4	.750	1	1	2	3.8	1	0	4	1	0	1	16	20.2	
CENTRAL ARK.	12/21/25	*	34	9	13	.692	3	6	.500	2	2	1.000	1	2	3	3.8	2	0	8	3	0	4	23	20.4	
CAL ST. FULLERTON	12/28/25	*	30	4	10	.400	2	5	.400	4	4	1.000	0	1	1	3.5	4	0	12	1	0	0	14	19.9	
NORTH CAROLINA	01/03/26	*	34	10	13	.769	3	5	.600	4	5	.800	0	4	4	3.6	2	0	12	2	0	1	27	20.4	
at Clemson	01/07/26	*	39	5	15	.333	2	7	.286	11	11	1.000	2	6	8	3.9	2	0	3	2	0	1	23	20.6	
at Duke	01/10/26		DNP																						
VIRGINIA TECH	01/14/26	*	36	6	15	.400	1	6	.167	11	16	.688	1	3	4	3.9	3	0	6	1	0	2	24	20.8	
VIRGINIA	01/17/26	*	35	4	12	.333	0	3	.000	4	5	.800	0	1	1	3.7	3	0	3	2	0	1	12	20.3	
at Wake Forest	01/20/26	*	33	4	7	.571	1	3	.333	3	3	1.000	0	4	4	3.7	2	0	6	4	0	0	12	19.8	
FLORIDA ST.	01/24/26	*	38	3	12	.250	1	6	.167	4	6	.667	2	1	3	3.7	1	0	6	4	1	2	11	19.4	
at Louisville	01/31/26	*	38	8	14	.571	2	4	.500	2	2	1.000	0	2	2	3.6	2	0	4	4	0	0	20	19.4	
NC STATE	02/03/26	*	30	5	13	.385	1	2	.500	3	6	.500	1	3	4	3.6	1	0	8	4	0	1	14	19.1	
at Pittsburgh	02/07/26	*	33	7	11	.636	2	3	.667	4	5	.800	0	1	1	3.5	2	0	9	0	0	3	20	19.2	
Totals			22	764	127	271	.469	39	100	.390	129	149	.866	14	63	77	3.5	50	1	149	57	2	39	422	19.2

Games played: 22  
Minutes/game: 34.7  
Points/game: 19.2  
FG Pct: 46.9  
3FG Pct: 39.0  
FT Pct: 86.6

Rebounds/game: 3.5  
Assists/game: 6.8  
Turnovers/game: 2.6  
Assist/turnover ratio: 2.6  
Steals/game: 1.8  
Blocks/game: 0.1

**CAREER STATISTICS**

Year	GP	GS	Min	Avg	FG	FGA	Pct	3FG	FGA	Pct	FT	FTA	Pct	Off	Def	Tot	Avg	PF	FO	Ast	TO	Blk	Stl	Pts	Avg
2021-22*	30	28	989	33.0	144	342	.421	32	89	.360	74	95	.779	20	82	102	3.4	65	0	139	83	3	34	394	13.1
2022-23*	4	4	141	35.2	27	52	.519	3	8	.375	17	22	.773	5	10	15	3.8	8	0	21	18	0	3	74	18.5
2023-24*	35	35	1120	32.0	188	405	.464	38	103	.369	131	155	.845	16	82	98	2.8	67	0	124	88	1	50	545	15.6
2024-25	28	28	819	29.3	129	311	.415	31	91	.341	80	98	.816	10	70	80	2.9	59	0	155	62	8	44	369	13.2
2025-26	22	22	764	34.7	127	271	.469	39	100	.390	129	149	.866	14	63	77	3.5	50	1	149	57	2	39	422	19.2
TOTAL	50	50	1583	31.7	256	582	.440	70	191	.366	209	247	.846	24	133	157	3.1	109	1	304	119	10	83	791	15.8
All*	119	117	3833	32.2	615	1381	.445	143	391	.366	431	519	.830	65	307	372	3.1	249	1	588	308	14	170	1804	15.2

\* Statistics from prior team/school

HIGHS	SEASON	CAREER	CONF. GAME	CONF. TOUR/POST
MINUTES	40, vs Texas A&M 12/7/25	45 (CM), at Ball St 2/8/22	45 (CM), at Ball St 2/8/22	40 (CM), vs Toledo 3/10/22 40 (WF), at Georgia 3/24/24
FG	10, [12/12] N. Carolina 1/3/26	11 (WF), Towson 11/17/23	10 (CM), Bowling Green 2/1/22 10 (WF), Miami (FL) 1/6/24 10 (WF), at W. Mich. 2/12/22 10, [12/12] N. Carolina 1/3/26	9 (WF), App St 9/20/24
FGA	19, at Miss. St 11/28/25	21 (CM), Ohio 2/10/22	21 (CM), Ohio 2/10/22	16 (CM), vs Toledo 3/10/22
3FG	5, at Miss. St 11/28/25	6 (CM), at Miami (OH) 2/24/22	6 (CM), at Miami (OH) 2/24/22	3 (WF), App St 9/20/24
3FGA	9, at Miss. St 11/28/25	9, at Miss. St 11/28/25	7 (CM), at Miami (OH) 2/24/22	5 (WF), App St 9/20/24
FT	12, Radford 11/24/25	15 (WF), at NC St 1/16/24	15 (WF), at NC St 1/16/24	10 (WF), App St 9/20/24
FTA	16, Virginia Tech 1/14/26	16, Virginia Tech 1/14/26	16, Virginia Tech 1/14/26	10 (WF), App St 9/20/24
REBOUNDS	9, at Miss. St 11/28/25	9, Florida A&M 11/7/24 9, at Miss. St 11/28/25	8 (WF), at Florida St 1/9/24	4 (CM), vs Toledo 3/10/22
ASSISTS	12, Butler 11/15/25 12, Cal St Fullerton 12/28/25 12, [12/12] N. Carolina 1/3/26	12 (CM), Bowling Green 2/1/22 12, Butler 11/15/25 12, Cal St Fullerton 12/28/25 12, [12/12] N. Carolina 1/3/26	12 (CM), Bowling Green 2/1/22 12, [12/12] N. Carolina 1/3/26	8 (CM), vs Toledo 3/10/22
BLOCKS	1, Murray State 11/11/25 1, Florida St 1/24/26	2, Stanford 2/1/25	2, Stanford 2/1/25	
STEALS	7, Arkansas St 11/21/25	7, Arkansas St 11/21/25	3 (CM), at Kent St 12/29/21 3 (CM), Ohio 2/10/22 3, Cal 1/29/25 3, Pitt 2/11/25 3, at Pitt 2/7/26	4 (WF), vs Pitt 3/14/24
POINTS	28, Murray State 11/11/25 28, at Miss. St 11/28/25	31 (WF), App St 9/20/24	27 (WF), Miami (FL) 1/6/24 27, [12/12] N. Carolina 1/3/26	31 (WF), App St 9/20/24
DOUBLE-DOUBLES				
1 - (CM), Bowling Green 2/1/22 (21 pts, 12 asts)				
3 - at Miami 1/18/25 (18 pts, 10 asts)				
5 - Butler 11/15/25 (23 pts, 12 asts)				
7 - Radford 11/24/25 (25 pts, 10 asts)				
9 - [12/12] North Carolina 1/3/26 (27 pts, 12 asts)				
2 - (CM), at Ball St 2/8/22 (18 pts, 10 asts)				
4 - Stanford 2/1/25 (10 pts, 10 asts)				
6 - UAPB 11/18/25 (15 pts, 10 asts)				
8 - Cal State Fullerton 12/28/25 (14 pts, 12 asts)				

**2023-24 (So. at Wake Forest):** 35 games... ACC Co-Player OTW (Jan. 8)... 15.6 pts (13th ACC), 3.5 asts (12th), 1.4 stls (10th)... 84.5% FTs (6th), 46.4% FGs (11th).  
**2022-23 (RS at Central Michigan):** Preseason 2nd Tm All-MAC...4 games (injury)... 18.5 pts, 3.8 rebs, 5.3 asts, 51.9% FGs (27-52), 3-8 3FGs, 17-22 FTs.  
**2021-22 (Fr. at Central Michigan):** All-MAC honorable mention/MAC All-Freshman... Led team in pts (13.1), asts (13.9), stls (3.4)...MAC games, 5.4 asts (1st MAC), 1.8 ast/to (9th), 15.2 pts (12th), 36.0% 3FGs (15th), 1.2 stls (16th)...2 dbl-dbls  
**High School:** 1st Tm All-Sunshine IAA at Victory Rock Prep in Bradenton, Fla...SIAA League Final MVP...29p/8a/4r in state final win...First Grind Session All-Star MVP, 19p/10a/4r/3s in 110-98 win... AAU with E1T1 Elite under coach Steve Reece.

# BOOPIE MILLER - 2

## SMU Season Points (500+) (Since 1953-54) (GP)

1	737	Gene Phillips (Sr.), 1970-71 (26)
2	685	Gene Phillips (Sr.), 1969-70 (24)
3	665	Semi Ojeleye (Sr.), 2016-17 (35)
4	639	Papa Dia (Sr.), 2010-11 (35)
5	634	Ira Terrell (Sr.), 1975-76 (28)
6	624	Jim Krebs (Sr.), 1956-57 (26)
7	622	Kendric Davis (Sr.), 2021-22 (32)
8	608	Quinton Ross (Sr.), 2002-03 (30)
9	597	Ira Terrell (So.), 1973-74 (27)
10	580	Jahmal McMurray (Sr.), 2018-19 (32)
11	574	Jim Krebs (Sr.), 1955-56 (30)
12	572	Damon Hancock (Sr.), 2001-02 (29)
13	566	Jon Koncak (Sr.), 1984-85 (33)
14	565	Kato Armstrong (Sr.), 1987-88 (35)
15	562	Jeryl Sasser (So.), 1998-99 (30)
16	561	Carlton McKinney (Sr.), 1987-88 (35)
17	555	Jim Krebs (So.), 1954-55 (26)
18	543	Mike Wilson (Sr.), 1992-93 (28)
19	540	Kevin Lewis (Sr.), 1985-86 (29)
20	537	Sammy Hervey (Sr.), 1972-73 (25)
21	530	Mike Wilson (So.), 1990-91 (29)
22	529	Carl Wright (Sr.), 1984-85 (33)
23	524	Zhuric Phelps (So.), 2022-23 (30)
24	523	Jan Loudermilk (Sr.), 1961-62 (25)
25	518	Jeryl Sasser (Sr.), 1999-00 (30)
26	514	Bryan Hopkins (So.), 2003-04 (29)
	514	Derek Williams (Sr.), 2009-10 (31)
28	510	Gene Phillips (So.), 1968-69 (24)
	510	Jon Koncak (Sr.), 1983-84 (33)
30	507	Todd Alexander (Sr.), 1987-88 (35)
31	505	Quinton Ross (Sr.), 2001-02 (29)
32	503	Nic Moore (So.), 2013-14 (37)
33	501	Robert Nyakundi (Sr.), 2010-11 (35)
---	<b>422</b>	<b>Boopie Miller (Sr.), 2025-26</b>
---	<b>402</b>	<b>Jaron Pierre Jr. (Sr.), 2025-26</b>

## SMU Career Scoring Avg. - 15.0+ (min. 35 games) (Games Played)

1	26.1	Gene Phillips (74), 1968-71
2	21.4	Ira Terrell (80), 1972-76
	21.4	Jim Krebs (82), 1954-57
4	19.1	Sammy Hervey (37), 1972-74
5	19.0	Semi Ojeleye (665/35), 2016-17
6	18.0	Mike Wilson (85), 1990-93
7	17.5	Kendric Davis (75), 2019-22
8	17.0	Jeryl Sasser (117), 1997-01
9	16.7	Jahmal McMurray (904/54), 2017-19
10	16.4	Brad Branson (54), 1978-80
	16.4	Bill Voight (74), 1966-69
12	16.3	Carroll Hooser (75), 1963-66
13	16.2	Lynn Phillips (74), 1966-69
14	16.1	Kendric Davis (693/43), 2019-21
15	15.8	Bryan Hopkins (105), 2002-06
---	<b>15.8</b>	<b>Boopie Miller, 2024-26</b>
16	15.7	Carlton McKinney (64), 1986-88
	15.7	Jan Loudermilk (70), 1959-62
18	15.5	Dave Siegmund (49), 1961-63
19	15.4	Charles Beasley (78), 1964-67
20	15.0	Steve Strange (72), 1958-61

## SMU Season Scoring Avg (18.0+) (Since 1953-54) (Must Play in 75% of Games)

1	28.5	Gene Phillips (Sr.), 1969-70 (685/24)
2	28.3	Gene Phillips (Sr.), 1970-71 (737/26)
3	24.0	Jim Krebs (Sr.), 1956-57 (624/26)
4	22.6	Ira Terrell (Sr.), 1975-76 (634/28)
5	22.1	Ira Terrell (So.), 1973-74 (597/27)
6	22.0	Damon Hancock (Sr.), 2001-02 (572/26)
7	21.5	Sammy Hervey (Sr.), 1972-73 (537/25)
8	21.3	Jim Krebs (So.), 1954-55 (555/26)
	21.3	Gene Phillips (So.), 1968-69 (510/24)
10	20.9	Jan Loudermilk (Sr.), 1961-62 (523/25)
11	20.3	Gene Elmore (Sr.), 1963-64 (486/24)
	20.3	Quinton Ross (Sr.), 2002-03 (608/30)
13	20.1	Carroll Hooser (Sr.), 1965-66 (483/24)
14	20.0	Bill Voight (Sr.), 1968-69 (481/24)
15	19.4	Mike Wilson (Sr.), 1992-93 (543/28)
	19.4	Ira Terrell (Fr.), 1972-73 (484/25)
	19.4	Kendric Davis (Sr.), 2021-22 (622/32)
---	<b>19.2</b>	<b>Boopie Miller (Sr.), 2025-26</b>
18	19.1	Jim Krebs (Sr.), 1955-56 (574/30)
	19.1	Steve Strange (Sr.), 1960-61 (458/24)
	19.1	Lynn Phillips (Sr.), 1967-68 (373/24)
21	19.0	Semi Ojeleye (Sr.), 2016-17 (665/35)
	19.0	Kendric Davis (Sr.), 2020-21 (323/17)
23	18.7	Jeryl Sasser (So.), 1998-99 (562/30)
	18.7	Charles Beasley (Sr.), 1965-66 (485/26)
25	18.6	Kevin Lewis (Sr.), 1985-86 (540/29)
26	18.3	Mike Wilson (So.), 1990-91 (530/29)
	18.3	Papa Dia (Sr.), 2010-11 (693/35)
28	18.2	John Colborne (Sr.), 1989-90 (492/27)
	18.2	Bill Voight (Sr.), 1967-68 (437/24)
	18.2	Ruben Triplett (Sr.), 1971-72 (491/27)
31	18.1	Jahmal McMurray (Sr.), 2018-19 (580/32)

## SMU Career Assists

1	828	Butch Moore, 1982-86
2	508	Nic Moore (100), 2013-16
3	491	Gerald Lewis, 1989-93
4	469	Jeryl Sasser, 1997-01
5	468	Billy Allen, 1978-80
6	460	Carl Wright, 1982-85
7	445	Kendric Davis (75), 2019-21
8	419	Roderick Hampton, 1987-91
9	403	Kato Armstrong, 1985-89
10	396	Bryan Hopkins, 2002-06
11	387	Troy Matthews, 1993-97
12	371	Jon Killen, 2004-08
13	363	Zachary Thiel, 1971-74
<b>14</b>	<b>341</b>	<b>B.J. Edwards, 2023-26</b>
15	337	Shake Milton (87), 2015-18
16	334	Scott Johnson, 1983-87
17	323	Stephen Woods, 1996-00
<b>18</b>	<b>304</b>	<b>Boopie Miller, 2024-26</b>
19	294	Sterling Brown (136), 2013-17
20	279	Jemeil Rich, 1994-97
21	278	David Piehler, 1979-83
22	276	Damon Hancock, 1998-02
23	260	Phil Hale, 1976-80
24	257	Nick Russell (69), 2012-14
25	250	Jeremiah Samarrippas, 2010-12

## SMU Season Assists (150+) (Games Played) (Since 1971-72)

1	255	Billy Allen (So.), 1979-80 (28)
2	247	Butch Moore (Sr.), 1984-85 (33)
3	222	Butch Moore (Sr.), 1985-86 (29)
4	213	Billy Allen (Fr.), 1978-79 (24)
5	209	Kato Armstrong (Sr.), 1987-88 (35)
6	206	Michael Jaccar (Sr.), 1975-76 (28)
7	203	Carl Wright (So.), 1983-84 (33)
8	192	Butch Moore (Fr.), 1982-83 (30)
9	181	Nic Moore (So.), 2013-14 (37)
10	180	Gerald Lewis (Sr.), 1992-93 (27)
11	177	Carl Wright (Sr.), 1984-85 (33)
12	175	Nic Moore (Sr.), 2014-15 (34)
13	173	Kendric Davis (So.), 2019-20 (26)
14	167	Butch Moore (So.), 1983-84 (33)
15	159	Shake Milton (So.), 2016-17 (35)
16	156	Roderick Hampton (Sr.), 1990-91 (28)
<b>17</b>	<b>155</b>	<b>Boopie Miller, 2024-25</b>
18	154	Jon Killen (Sr.), 2007-08 (30)
19	152	Todd Alexander (Sr.), 1987-88 (35)
	152	Nic Moore (Sr.), 2015-16 (29)
21	151	Roderick Hampton (Sr.), 1989-90 (28)
	151	Jon Killen (Sr.), 2006-07 (31)
---	<b>149</b>	<b>Boopie Miller (Sr.), 2025-26</b>

## SMU Season Assists Average (5.0+) (Since 1971-72) (Assists/Games Played)

1	9.1	Billy Allen (So.), 1979-80 (255/28)
2	8.9	Billy Allen (Fr.), 1978-79 (213/24)
3	7.7	Butch Moore (Sr.), 1985-86 (222/29)
4	7.6	Kendric Davis (Sr.), 2020-21 (130/17)
5	7.5	Butch Moore (Sr.), 1984-85 (247/33)
6	7.4	Michael Jaccar (Sr.), 1975-76 (206/28)
---	<b>6.8</b>	<b>Boopie Miller (Sr.), 2025-26</b>
7	6.7	Gerald Lewis (Sr.), 1992-93 (180/27)
	6.7	Kendric Davis (So.), 2019-20 (173/26)
9	6.4	Butch Moore (Fr.), 1982-83 (192/30)
10	6.2	Carl Wright (So.), 1983-84 (203/33)
11	6.0	Zachary Thiel (Sr.), 1972-73 (144/24)
	6.0	Kato Armstrong (Sr.), 1987-88 (209/35)
13	5.6	Roderick Hampton (Sr.), 1990-91 (156/28)
<b>14</b>	<b>5.5</b>	<b>Boopie Miller (Sr.), 2024-25</b>
15	5.4	Roderick Hampton (Sr.), 1989-90 (151/28)
	5.4	Carl Wright (Sr.), 1984-85 (177/33)
17	5.2	Nic Moore (Sr.), 2015-16 (152/29)
18	5.1	Scott Johnson (Sr.), 1986-87 (149/29)
	5.1	Kato Armstrong (So.), 1986-87 (142/28)
	5.1	Butch Moore (So.), 1983-84 (167/33)
	5.1	Jon Killen (Sr.), 2007-08 (154/30)
	5.1	Nic Moore (Sr.), 2014-15 (175/34)
---	<b>5.0</b>	<b>B.J. Edwards (Sr.), 2025-26</b>



# BOOPIE MILLER - 2

## SMU Career 3FG Pct. - 36.0%+ (min. 50 made)

1	47.3	Eric Longino (62-131), 1987-89
2	45.1	Sterling Brown (128-284), 2013-16
3	43.4	Robert Nyakundi (267-615), 2008-12
4	42.7	Shake Milton (190-445), 2015-18
5	42.4	Semi Ojeleye (73-172), 2016-17
6	42.3	Kario Oquendo (58-137), 2024-25
7	42.2	Todd Alexander (92-218), 1987-89
8	42.1	Nic Moore (225-534), 2013-16
9	41.1	Troy Dornier (51-124), 1991-94
	41.1	Chuck Harris (144-350), 2023-25
11	40.0	Carlton McKinney (64-160), 1986-88
	40.0	Jahmal McMurray (163-408), 2017-18
13	39.2	Rodney Clinkscapes (87-222), 2009-12
14	38.9	Jon Killen (119-306), 2004-08
15	38.2	Tyson Jolly (52-136), 2019-20
	38.2	Matt Cross (52-136), 2024-25
17	37.8	Chad Allen (161-426), 1990-94
18	37.6	Kato Armstrong (50-133), 1985-89
19	37.4	Jarrey Foster (65-174), 2015-18
20	37.3	Jay Poerner (57-153), 1994-98
	37.3	Isiaha Mike (113-303), 2018-20
22	37.1	** Keith Frazier (79-213), 2013-16 (41-103 in '13-14)
	37.1	Ben Emelogu (105-283), 2014-18
24	36.8	Isiaha Mike (50-136), 2018-19
25	36.3	Stephen Woods (273-752), 1996-00
26	36.2	London Giles (63-174), 2010-13
—	<b>36.6</b>	<b>Boopie Miller (70-191), 2024-26</b>
27	36.0	Bryan Hopkins (256-712), 2002-06

## SMU Season 3FG Pct (42.0%+) (Since 1986-87) (Min. 20 Made)

1	53.6	Sterling Brown (Jr.), 2015-16 (30-56)
2	53.2	Eric Longino (Sr.), 1988-89 (50-94)
3	49.7	Robert Nyakundi (Jr.), 2010-11 (97-195)
4	47.6	Troy Dornier (Sr.), 1993-94 (39-82)
5	47.5	Scott Johnson (Sr.), 1986-87 (44-99)
6	47.0	Ben Emelogu (Sr.), 2017-18 (63-134)
7	45.7	Lavardicus Atkins (Fr.), 2000-01 (21-46)
8	45.3	Todd Alexander (Jr.), 1987-88 (82-181)
	45.3	Ike Ofoegbu (Sr.), 2006-07 (29-64)
10	44.9	Sterling Brown (Sr.), 2016-17 (61-136)
11	44.7	Charles Smith IV (So.), 2020-21 (21-47)
12	44.4	Sterling Brown (So.), 2014-15 (20-45)
	44.4	Jarrey Foster (So.), 2016-17 (73-172)
14	43.6	Nic Moore (So.), 2013-14 (72-165)
15	43.5	Stefan Todorovic (Fr.), 2021-22 (22-52)
16	43.4	Shake Milton (Jr.), 2017-18 (56-129)
17	42.6	Shake Milton (Fr.), 2015-16 (52-122)
18	42.4	Semi Ojeleye (Jr.), 2016-17 (73-172)
—	<b>42.3</b>	<b>Corey Washington (Sr.), 2025-26 (30-71)</b>
19	42.3	Shake Milton (So.), 2016-17 (82-194)
	42.3	Kario Oquendo (Sr.), 2024-25 (58-137)
—	<b>39.0</b>	<b>Boopie Miller (Sr.), 2025-26 (39-100)</b>

## SMU Season FT Made (135+) (Since 1953-54)

1	213	Gene Phillips (Sr.), 1970-71 (26)
2	203	Jan Loudermilk (Sr.), 1961-62 (25)
3	199	Gene Phillips (Jr.), 1969-70 (24)
4	184	Quinton Ross (Sr.), 2002-03 (30)
5	177	Kendric Davis (Sr.), 2021-22 (32)
6	172	Semi Ojeleye (Jr.), 2016-17 (35)
7	167	Ryan Manuel (So.), 2012-13 (32)
8	162	Kato Armstrong (Jr.), 1987-88 (35)
9	158	Jim Krebs (Sr.), 1956-57 (26)
	158	Bobby Mills (Jr.), 1955-56 (30)
	158	Damon Hancock (Sr.), 2001-02 (26)
12	153	Jeryl Sasser (So.), 1998-99 (30)
13	140	Derek Williams (Sr.), 2009-10 (31)
	140	Papa Dia (Sr.), 2010-11 (35)
15	138	Ike Ofoegbu (Sr.), 2006-07 (31)
16	137	Jim Krebs (So.), 1954-55 (26)
	137	Charles Beasley (Jr.), 1965-66 (26)
—	<b>129</b>	<b>Boopie Miller (Sr.), 2025-26</b>

## SMU Career FT Pct. - 79.0%+ (min. 80 made)

1	88.4	Eric Longino (99-112), 1987-89
2	85.7	Kendric Davis (335-391), 2019-22
—	<b>84.6</b>	<b>Boopie Miller (209-247), 2024-26</b>
3	84.2	Robert Nyakundi (182-216), 2008-12
4	83.9	Charles Beasley (270-322), 1964-67
5	83.8	Nic Moore (301-359), 2013-16
6	82.9	Todd Alexander (121-146), 1987-89
	82.9	Jahmal McMurray (97-117), 2017-19
8	82.5	Chuck Harris (118-143), 2023-25
9	82.4	Larry Delzell (229-278), 1969-72
10	82.1	Larry Showalter (202-246), 1954-57
11	81.9	Chad Allen (131-160), 1990-94
12	81.8	Gene Phillips (540-660), 1968-71
13	81.6	James Thompson (284-348), 1960-63
14	81.1	Art Barnes (154-190), 1953-55
15	80.2	Hank Wendorf (101-126), 1962-65
16	80.1	Billy Allen (197-246), 1978-80
17	80.0	Richard Bryant (84-105), 1953-54
18	79.9	Gary Sibley (179-224), 1966-69
19	79.3	Jim Brockman (107-135), 1961-64
20	79.1	Shake Milton (200-253), 2015-18

## SMU Season FT Percentage (84.0%+) (Since 1953-54) (Min. 40 Made)

1	90.0	Eric Longino (Jr.), 1987-88 (45-50)
	90.0	Robert Nyakundi (Jr.), 2010-11 (72-80)
3	88.9	Nic Moore (Jr.), 2014-15 (104-117)
4	88.5	Mark Davis (Fr.), 1976-77 (46-52)
5	88.2	Chad Allen (Fr.), 1990-91 (45-51)
6	87.3	Todd Alexander (Jr.), 1987-88 (103-118)
7	87.1	Eric Longino (Sr.), 1988-89 (54-62)
8	86.8	Kendric Davis (Sr.), 2021-22 (177-204)
9	86.7	Charles Beasley (Jr.), 1965-66 (137-158)
—	<b>86.6</b>	<b>Boopie Miller (Sr.), 2025-26 (129-149)</b>
10	86.4	Art Barnes (Sr.), 1954-55 (89-103)
11	85.7	Sterling Brown (Jr.), 2015-16 (54-63)
12	85.4	Kendric Davis (So.), 2019-20 (88-103)
13	84.9	Jan Loudermilk (Sr.), 1961-62 (203-239)
14	84.8	James Thompson (Sr.), 1962-63 (134-158)
15	84.7	Larry Delzell (Sr.), 1971-72 (100-118)
	84.7	Skæe Milton (Jr.), 2017-18 (94-111)
17	84.6	Stephen Woods (Fr.), 1996-97 (55-65)
18	84.6	Larry Showalter (So.), 1954-55 (55-65)
19	84.5	Gene Phillips (Sr.), 1970-71 (213-252)
20	84.4	Charles Beasley (Sr.), 1966-67 (54-64)
21	84.0	Billy Allen (So.), 1979-80 (110-131)

## SMU Single-Game Free Throw Pct. (Min. 10 MADE)

1	19-19	Gene Phillips, at Texas A&M, 2-2-1971
17-17		James Thompson, Northwestern, 12-17-1962
14-14		Bryan Hopkins, Boise St., 2-1-2003
12-12		Quinton Ross, at Rice, 1-23-2003
<b>12-12</b>		<b>Boopie Miller, Radford, 11-24-2025 (W, 89-72)</b>
11-11		John Colborne, Texas A&M, 2-10-1990
<b>11-11</b>		<b>Boopie Miller, Tarleton State, 11-3-2025 (W, 96-76)</b>
<b>11-11</b>		<b>Boopie Miller, at [rv/rv] Clemson, 1-7-2026 (L, 74-70)</b>
10-10		Bamba Fall, UAB, 2-25-2006 (L, 73-68)
10-10		Brian Morris, Long Island, 11-29-2005 (W, 74-62)
10-10		Quinton Ross, Fresno St., 1-16-2003
10-10		Jeryl Sasser, San Jose St., 1-4-2001
10-10		Gordon Welch, Houston, 2-3-1981
10-10		Jermyn Bracey, Creighton, 12-3-1994
10-10		Robert Nyakundi, SE Missouri St, 12-29-2010 (W, 71-59)
10-10		Jordan Tolbert, Hampton, 12-17-2015 (W, 105-72)
10-10		Ben Moore, at Houston, 2-1-2016 (L, 71-68)
10-10		Shake Milton, UMBC, 11-10-2017 (W, 78-67)
10-10		Tyson Jolly, [20/19] Houston, 2-15-2020 (W, 73-72 ot)
10-10		Kendric Davis, Washington St, 3-20-2022 (L, 75-63)
10-10		Zhuric Phelps, East Carolina, 3-6-2024 (W, 80-77 ot)
<b>10-10</b>		<b>Boopie Miller, vs Texas A&amp;M 12-7-2025 (W, 93-80 ot)</b>

## Career Assists Avg. - 3.5+ (min. 35 games)

1	9.0	Billy Allen (468/52), 1978-80
2	6.6	Butch Moore (828/125), 1982-86
—	<b>6.0</b>	<b>Boopie Miller, 2024-</b>
3	5.9	Kendric Davis (445/75), 2019-21
4	5.6	Michael G. Jaccar (239/43), 1974-76
5	5.1	Nic Moore (508/100), 2013-16
6	4.8	Carl Wright (460/96), 1982-85
	4.8	Roderick Hampton (419/88), 1987-91
8	4.7	Zachary Thiel (363/78), 1971-74
9	4.4	Gerald Lewis (491/112), 1989-93
10	4.2	Kato Armstrong (403/95), 1985-89
11	4.0	Jeryl Sasser (469/117), 1997-01
12	3.9	Todd Alexander (45), 1987-89
	3.9	Shake Milton (337/87), 2015-18
14	3.8	Bryan Hopkins (396/105), 2002-06
	3.8	Jeremiah Samarrippas (250/66), 2010-12
16	3.7	Carlton McKinney (236/64), 1986-88
	3.7	Nick Russell (257/69), 2012-14
	3.7	Jimmy Whitt Jr. (233/63), 2017-19
—	<b>3.7</b>	<b>B.J. Edwards, 2023-</b>
19	3.6	Derek Williams (219/61), 2008-10
20	3.5	Troy Matthews (387/110), 1993-97

# BOOPIE MILLER - 2

## SMU Career Assist-To-Turnover Ratio (Min. 3.0 Assists Per Game)

	Ast/TO	Name	Seasons	Assists	Turnovers
---	<b>2.55</b>	<b>Boopie Miller</b>	<b>2024-26</b>	<b>304</b>	<b>119</b>
1	2.53	Scott Johnson	1983-87	334	132
2	2.38	Jimmy Whitt	2017-19	233	98
3	2.33	Kendric Davis	2019-22	445	191
4	2.32	Billy Allen	1978-80	468	202
---	<b>2.24</b>	<b>B.J. Edwards</b>	<b>2023-26</b>	<b>341</b>	<b>152</b>
5	2.13	Shake Milton	2015-18	337	158
6	2.12	Nic Moore	2013-16	508	240
7	2.11	Butch Moore	1982-86	828	392
8	2.00	Todd Alexander	1987-89	176	88

## SMU Season Assist-To-Turnover Ratio (Min. 3.0 Assists Per Game)

	Ast/TO	Name	Season	Assists	Turnovers
1	3.64	Butch Moore	1985-86	222	61
2	3.17	Kendric Davis	2020-21	130	41
3	2.92	Scott Johnson	1986-87	149	51
4	2.70	Jimmy Whitt	2018-19	119	44
	2.70	Kendric Davis	2019-20	173	64
---	<b>2.61</b>	<b>Boopie Miller</b>	<b>2025-26</b>	<b>149</b>	<b>57</b>
6	2.56	Shake Milton	2016-17	159	62
7	<b>2.50</b>	<b>Boopie Miller</b>	<b>2024-25</b>	<b>155</b>	<b>62</b>
8	2.49	Todd Alexander	1987-88	152	61
---	<b>2.40</b>	<b>B.J. Edwards</b>	<b>2025-26</b>	<b>115</b>	<b>48</b>
9	2.38	Billy Allen	1979-80	255	107
10	2.36	Rod Hampton	1990-91	156	66
11	2.35	Butch Moore	1984-85	247	105
12	2.30	Nic Moore	2015-16	152	66
13	2.24	Billy Allen	1978-79	213	95
14	2.11	Jimmy Whitt	2017-18	114	54
15	2.08	Nic Moore	2013-14	181	87
16	2.04	Carlton McKinney	1986-87	110	54
17	<b>2.02</b>	<b>B.J. Edwards</b>	<b>2024-25</b>	<b>129</b>	<b>64</b>
18	2.01	Nic Moore	2014-15	175	87

## SMU Career Steals Avg. - 1.2+ (min. 35 games)

1	2.1	Bryan Hopkins (225/105), 2002-06
	2.1	Carl Wright (205/96), 1982-85
3	1.9	Gerald Lewis (209/112), 1989-93
---	<b>1.9</b>	<b>B.J. Edwards, 2023-</b>
4	1.7	Carlton McKinney (111/64), 1986-88
	1.7	Jeryl Sasser (197/117), 1997-01
	1.7	Jemeil Rich (136/81), 1994-97
	1.7	Zhuric Phelps (158/95), 2021-24
8	1.6	Stephen Woods (179/112), 1996-00
	1.6	Jimmy Whitt Jr. (103/63), 2017-19
---	<b>1.6</b>	<b>Boopie Miller, 2024-</b>
10	1.5	Willie Davis (160/109), 1997-01
	1.5	Paul McCoy (73/50), 2008-10
12	1.4	Roderick Hampton (127/88), 1987-91
	1.4	Todd Alexander (45), 1987-89
	1.4	Nic Moore (136/100), 2013-16
	1.4	Kendric Davis (106/75), 2019-22
16	1.3	Kato Armstrong (126/95), 1985-89
	1.3	Quinton Ross (153/119), 1999-03
18	1.2	Phil Hale (107), 1976-80
	1.2	Jon Killen (144/118), 2004-08
	1.2	Jeremiah Samarippas (78/66), 2010-12
	1.2	Nick Russell (86/69), 2012-14
	1.2	Markus Kennedy (110/89), 2013-16
	1.2	Isiaha Mike (72/62), 2018-20

## SMU Season Steals Average (1.7+) (Since 1976-77)

1	2.9	Gerald Lewis (Sr.), 1992-93 (79/27)
---	<b>2.5</b>	<b>B.J. Edwards (Sr.), 2025-26</b>
2	2.4	Bryan Hopkins (Sr.), 2005-06 (52/22)
	2.4	Bryan Hopkins (Jr.), 2004-05 (59/25)
	<b>2.4</b>	<b>B.J. Edwards (Jr.), 2024-25 (83/35)</b>
5	2.3	Carl Wright (So.), 1983-84 (77/33)
	2.3	Carl Wright (Jr.), 1984-85 (76/33)
	2.3	Gerald Lewis (Jr.), 1991-92 (63/28)
	2.3	Zhuric Phelps (So.), 2022-23 (68/30)
9	2.2	Willie Davis (Jr.), 1999-00 (67/30)
10	2.1	Bryan Hopkins (Fr.), 2002-03 (61/29)
11	2.0	Jeryl Sasser (So.), 1998-99 (60/30)
	2.0	Peter Lodwick (Sr.) 1976-77 (53/27)
13	1.9	Roderick Hampton (Jr.), 1989-90 (53/28)
	1.9	Stephen Woods (Jr.), 1998-99 (50/27)
	1.9	Zhuric Phelps (Jr.), 2023-24 (63/33)
16	1.8	Bryan Hopkins (So.), 2003-04 (53/29)
	1.8	Jeryl Sasser (Jr.), 1999-00 (54/30)
	1.8	Jimmy Whitt (So.), 2017-18 (60/33)
---	<b>1.8</b>	<b>Boopie Miller (Sr.), 2025-26</b>
19	1.7	Carlton McKinney (Sr.), 1987-88 (61/35)
	1.7	Jemeil Rich (So.), 1994-95 (47/27)
	1.7	Carl Wright (Fr.), 1982-83 (52/30)
	1.7	Carlton McKinney (Jr.), 1986-87 (50/29)
	1.7	Stephen Woods (Sr.), 1999-00 (51/30)
	1.7	Kato Armstrong (Jr.), 1987-88 (58/35)
	1.7	Jemeil Rich (Sr.), 1996-97 (43/26)
	1.7	Jon Killen (Jr.), 2006-07 (54/31)

## SMU – Single-Game Steals

10	<b>B.J. Edwards, Arkansas State, 11-21-2025</b>
9	Bryan Hopkins, San Jose State, 2-10-2005
8	Willie Davis, [15] Tulsa, 3-4-2000
7	Jeryl Sasser, vs. UT-Pan Am, 12-29-2000
7	Bobby Dimson, at Tulsa, 2-28-1998
7	Stephen Woods, Prairie View A&M, 12-30-1996
7	Gerald Lewis, Houston, 1-30-1993
7	Gerald Lewis, Rice, 2-6-1993
7	Gerald Lewis, at Baylor, 2-26-1992
7	Nic Moore, Texas Southern, 11-26-2014
7	Zhuric Phelps, at Wichita St, 2-12-2023
7	<b>Boopie Miller, Arkansas State, 11-21-2025</b>

## SMU Points-Assists Double-Doubles In A Season

6	Billy Allen, 1978-79
6	Billy Allen, 1979-80
5	Michael Jaccar, 1975-76
5	Gerald Lewis, 1992-93
5	Kendric Davis, 2020-21
5	<b>Boopie Miller, 2025-26</b>





7  
**JERMAINE  
O'NEAL JR**  
**F, 6-5, 185, Fr.-HS**  
**Southlake, Texas**  
**Dynamic Prep**

**2025-26 (Freshman):** Added 7 points, 4 rebounds and 2 blocks in 15 minutes in the win at Wake Forest 1/20... Co-team-high 21 points (8-12 FG, 3-4 3FG, 2-2 FT) with 3 rebounds, a block, a steal and an assist in the win vs Cal State Fullerton 12/28... Had 15 points (5-8 FG, 3-6 3FG, 2-2 FT) with 5 rebounds in the win vs UAPB 11/18... Had 2 points, 3 rebounds and a steal in SMU debut vs Tarleton State 11/3.

**Prep:** Four-star prospect from Dynamic Prep in Irving, Texas... Ranked No. 88 by ESPN, No. 111 by On3 and No. 126 by 247 Sports... As a senior, he averaged 14.5 points, 3.8 rebounds, 1.6 assists, 1.2 blocks and 0.9 steals as Dynamic Prep advanced to the Chipotle Nationals title game and was No. 1 in the final National Top 10 high school rankings... As a junior, averaged 13.0 points, 6.7 rebounds, 3.0 assists, 1.6 steals and 1.2 blocks as Dynamic Prep went 23-1 to finish ranked No. 16 nationally in the SCNext Top 25.... Part of SMU's 2025 high school signing class ranked as high as No. 4 nationally and overall signing class ranked as high as No. 15 nationally, both program bests.

**NBA Family Ties:** His father, Jermaine O'Neal Sr. had an 18-year NBA career after being selected by the Portland Trailblazers in the 1996 NBA Draft... He was a six-time NBA All-Star with the Indiana Pacers in a career that included time with Portland, Indiana, Toronto, Miami, Boston, Phoenix and Golden State.


HIGHS	SEASON	ACC GAME	CONF. TOUR/POST
MINUTES	21, Central Ark. 12/21/25	20, at [rv/rv] Clemson 1/7/26	
FG	8, Cal St Fullerton 12/28/25	4, [rv/rv] NC State 2/3/26	
FGA	12, Cal St Fullerton 12/28/25	7, [rv/rv] NC State 2/3/26	
3FG	3, UAPB 11/18/25	1, at [rv/rv] Clemson 1/7/26	
	3, Cal St Fullerton 12/28/25	1, at Wake Forest 1/20/26	
		1, [rv/rv] NC State 2/3/26	
3FGA	6, UAPB 11/18/25	3, Florida St 1/24/26	
FT	2, UAPB 11/18/25	2, at [rv/rv] Clemson 1/7/26	
	2, Cal St Fullerton 12/28/25		
	2, at [rv/rv] Clemson 1/7/26		
FTA	2, UAPB 11/18/25	2, at [rv/rv] Clemson 1/7/26	
	2, Radford 11/24/25		
	2, Cal St Fullerton 12/28/25		
	2, at [rv/rv] Clemson 1/7/26		
REBOUNDS	6, [rv/rv] NC State 2/3/26	6, [rv/rv] NC State 2/3/26	
ASSISTS	2, Central Ark. 12/21/25	1, at [rv/rv] Clemson 1/7/26	
		1, [rv/rv] NC State 2/3/26	
BLOCKS	2, Virginia Tech 1/14/26	2, Virginia Tech 1/14/26	
	2, at Wake Forest 1/20/26	2, at Wake Forest 1/20/26	
STEALS	1, Tarleton St 11/3/25	1, Virginia Tech 1/14/26	
	1, vs Texas A&M 12/7/25	1, at Pitt 2/7/26	
	1, vs [rv/rv] LSU 12/13/25		
	1, Cal St Fullerton 12/28/25		
	1, Virginia Tech 1/14/26		
	1, at Pitt 2/7/26		
POINTS	21, Cal St Fullerton 12/28/25	9, [rv/rv] NC State 2/3/26	

**2025-26 GAME-BY-GAME STATISTICS**

Opponent	Date	GS	Min	FG	FGA	Pct	3FG	FGA	Pct	FT	FTA	Pct	Off	Def	Tot	Avg	PF	FO	A	TO	Blk	Stl	Pts	Avg
TARLETON ST.	11/03/25		14	1	2	.500	0	0	.000	0	0	.000	0	3	3	3.0	1	0	0	0	0	1	2	2.0
A&M-CORPUS CHRISTI	11/06/25		13	1	4	.250	1	2	.500	0	0	.000	1	3	4	3.5	0	0	0	0	0	0	3	2.5
MURRAY ST.	11/11/25		15	1	5	.200	0	1	.000	0	0	.000	1	2	3	3.3	2	0	1	2	0	0	2	2.3
BUTLER	11/15/25		7	0	0	.000	0	0	.000	0	0	.000	0	0	0	2.5	0	0	0	0	0	0	0	1.8
ARK.-PINE BLUFF	11/18/25		18	5	8	.625	3	6	.500	2	2	1.000	1	4	5	3.0	1	0	0	1	0	0	15	4.4
ARKANSAS ST.	11/21/25		19	5	9	.556	1	2	.500	0	0	.000	1	2	3	3.0	0	0	1	0	1	0	11	5.5
RADFORD	11/24/25		13	2	4	.500	1	3	.333	1	2	.500	0	1	1	2.7	0	0	1	2	0	0	6	5.6
at Mississippi St.	11/28/25		16	2	5	.400	2	4	.500	0	0	.000	0	0	0	2.4	0	0	1	1	0	0	6	5.6
at Vanderbilt	12/03/25		10	0	0	.000	0	0	.000	0	0	.000	1	1	2	2.3	0	0	0	1	0	0	0	5.0
vs Texas A&M	12/07/25		13	1	1	1.000	0	0	.000	0	0	.000	0	0	0	2.1	2	0	1	0	0	1	2	4.7
vs LSU	12/13/25		16	2	4	.500	0	2	.000	0	0	.000	0	3	3	2.2	2	0	0	1	0	1	4	4.6
CENTRAL ARK.	12/21/25		21	3	6	.500	1	3	.333	0	0	.000	1	1	2	2.2	2	0	2	0	0	1	7	4.8
CAL ST. FULLERTON	12/28/25		20	8	12	.667	3	4	.750	2	2	1.000	1	2	3	2.2	3	0	1	2	1	1	21	6.1
NORTH CAROLINA	01/03/26		9	0	0	.000	0	0	.000	0	0	.000	0	0	0	2.1	2	0	0	0	0	0	0	5.6
at Clemson	01/07/26		20	1	2	.500	1	1	1.000	2	2	1.000	1	1	2	2.1	2	0	1	0	0	0	5	5.6
at Duke	01/10/26		7	0	1	.000	0	1	.000	0	0	.000	0	0	0	1.9	0	0	0	0	0	0	0	5.3
VIRGINIA TECH	01/14/26		12	1	4	.250	0	1	.000	0	0	.000	0	2	2	1.9	2	0	1	0	2	1	2	5.1
VIRGINIA	01/17/26		11	2	3	.667	0	0	.000	0	0	.000	0	2	2	1.9	0	0	0	0	0	0	4	5.0
at Wake Forest	01/20/26		15	3	6	.500	1	2	.500	0	0	.000	1	3	4	2.1	0	0	0	0	2	0	7	5.1
FLORIDA ST.	01/24/26		12	1	4	.250	1	3	.333	0	0	.000	0	1	1	2.0	1	0	0	0	0	0	3	5.0
at Louisville	01/31/26		11	0	1	.000	0	1	.000	0	0	.000	0	2	2	2.0	0	0	0	0	0	0	0	4.8
NC STATE	02/03/26		18	4	7	.571	1	2	.500	0	0	.000	1	5	6	2.2	0	0	1	0	0	0	9	5.0
at Pittsburgh	02/07/26		14	0	1	.000	0	0	.000	0	0	.000	1	4	5	2.3	2	0	0	0	0	1	0	4.7
Totals			0	324	43	.483	16	38	.421	7	8	.875	11	42	53	2.3	22	0	11	10	6	7	109	4.7

Games played: 23  
Minutes/game: 14.1  
Points/game: 4.7  
FG Pct: 48.3  
3FG Pct: 42.1  
FT Pct: 87.5

Rebounds/game: 2.3  
Assists/game: 0.5  
Turnovers/game: 0.4  
Assist/turnover ratio: 1.1  
Steals/game: 0.3  
Blocks/game: 0.3



**5**  
**JARON PIERRE JR.**  
**G, 6-5, 210, Sr.-TR**  
**New Orleans, La.**  
**Jacksonville St /**  
**Wichita St/Southern Miss**  
**St. Augustine HS**

**2025-26 (Senior):** Game-high 28 points (11-18 FG, 4-10 3FG, 2-2 FT) with 5 rebounds, 2 steals and a block in the win vs Florida St 1/24...Game-high 35 points (13-21 FG, 3-8 3FG, 6-6 FT) with 5 rebounds in the OT win vs Texas A&M 12/7... Had 24 points, 6 rebounds, 2 assists and 2 blocks in the overtime win at Mississippi State 11/28... Totaled 15 points and a career-high 13 rebounds in the win vs Radford 11/24... Had 18 points, including the game-winning reverse layup with 4.2 seconds left, with 7 rebounds and 2 steals in the win vs Butler 11/15... Team-high 21 points (5-9 FG, 3-3 3FG, 8-10 FT) with 3 rebounds in SMU debut vs Tarleton State 11/3... **GAME-WINNER:** Hit a driving reverse layup with 4.2 seconds left in the 87-85 win vs Butler 11/15... **HONORS:** Hoop Hype XL Player of the Game with 35 points in the OT win vs Texas A&M 12/7.

**2024-25 (Jacksonville State):** C-USA Player of the Year... Started all 36 games... 21.6 pts (1st C-USA, 4th NCAA), 5.5 rebs, 3.8 asts (6th C-USA), 0.7 stls, 1.32 ast/to (10th C-USA)... 38.2% 3FGs (3rd C-USA, 66th NCAA), 2.9 3FGs (3rd C-USA, 46th NCAA), 81.0% FTs (6th C-USA)... 2x C-USA Player of the Week, Lute Olson Player of the Week (2/10), Oscar Robertson POTW (11/18), Lou Henson POTW (11/18).

**2022-23 (Wichita St):** 31 games (22 starts)...10.6 pts, 3.0 rebs, 1.2 asts...made a team-high 50 threes... Scored 10 in 14 times and led the scoring 6 times... High 28 points at Tulane 2/26 (9-17 FG, 5-12 3FGs).

**2020-22 (Southern Miss):** 10.0 pts, 33.7% 3FGs in 2021-22...29 points (7-18 3FG) vs Rice 1/29...C-USA All-Freshman 2020-21, 8.8 pts, 3.5 rebs, 1.1 stls.

**Prep:** 3-star, ranked #4 in Louisiana, #240 nationally by MaxPreps... Class 5A First Team All-State for St. Augustine HS... Averaged 27p/7r/4a/2s as senior, team 31-2, reached

HIGHS	SEASON	CAREER	CONF. GAME	CONF. TOUR/POST
MINUTES	40, vs Texas A&M 12/7/25	46 (JS), at FIU 3/1/25	46 (JS), at FIU 3/1/25	40 (JS), vs MTSU 3/14/25 40 (JS), at UC Irvine 3/23/25
FG	13, vs Texas A&M 12/7/25	13 (JS), MTSU 2/6/25 13, vs Texas A&M 12/7/25	13 (JS), MTSU 2/6/25	11 (JS), at Ga. Tech 3/18/25
FGA	21, at Miss. St 11/28/25 21, vs Texas A&M 12/7/25	24 (JS), MTSU 2/6/25	24 (JS), MTSU 2/6/25	18 (JS), at Ga. Tech 3/18/25
3FG	4, Central Ark. 12/21/25 4, Florida St 1/24/26	10 (JS), MTSU 2/6/25	10 (JS), MTSU 2/6/25	5 (JS), at Ga. Tech 3/18/25
3FGA	10, Central Ark. 12/21/25	18 (SM), Rice 1/29/22	18 (SM), Rice 1/29/22	10 (JS), at Ga. Tech 3/18/25
FT	8, Tarleton St 11/3/25	10 (JS), New Mexico St 2/20/25	10 (JS), New Mexico St 2/20/25	6 (JS), vs Liberty 3/15/25
FTA	10, Tarleton St 11/3/25	11 (JS), East Carolina 11/21/24 11 (JS), at La. Tech 2/25/25 11 (JS), New Mexico St 2/20/25	11 (JS), at La. Tech 2/25/25 11 (JS), New Mexico St 2/20/25	7 (JS), vs Liberty 3/15/25
REBOUNDS	13, Radford 11/24/25	13, Radford 11/24/25	10 (SM), MTSU 1/15/21	11 (JS), vs FIU 3/12/25 11 (JS), at UC Irvine 3/23/25
ASSISTS	4, UAPB 11/18/25 4, Central Ark. 12/21/25	10 (JS), Fort Valley St 12/30/24	7 (JS), La. Tech 1/16/25	7 (JS), at Ga. Tech 3/18/25
BLOCKS	2, at Miss. St 11/28/25	2 (SM), SE Baptist 1/19/22 2 (JS), at MTSU 1/11/25 2 (JS), vs FIU 3/12/25 2, at Miss. St 11/28/25	2 (JS), at MTSU 1/11/25	2 (JS), vs FIU 3/12/25
STEALS	2, Murray State 11/11/25 2, Butler 11/15/25 2, Arkansas St 11/21/25 2, Florida St 1/24/26 2, at [20/20] Louisville 1/31/26	3 (SM), at Rice 2/6/21 3 (SM), at La. Tech 1/13/22 3 (SM), North Texas 1/27/22 3 (JS), at Ga. Tech 3/18/25	3 (SM), at Rice 2/6/21 3 (SM), at La. Tech 1/13/22 3 (SM), North Texas 1/27/22	3 (JS), at Ga. Tech 3/18/25
POINTS	35, vs Texas A&M 12/7/25	36 (JS), MTSU 2/6/25	36 (JS), MTSU 2/6/25	30 (JS), at Ga. Tech 3/18/25
DOUBLE-DOUBLES				
1 - (SM), South Alabama 12/12/20 (25 pts, 10 rebs)				
2 - (SM), MTSU 1/15/21 (24 pts, 10 rebs)				
3 - (JS), Columbia International 12/24/24 (30 pts, 10 rebs)				
4 - (JS), Fort Valley State 12/30/24 (29 pts, 10 asts)				
5 - (JS), vs FIU 3/12/25 (19 pts, 11 rebs)				
6 - (JS), at UC Irvine 3/23/25 (15 pts, 11 rebs)				
7 - Radford 11/24/25 (15 pts, 13 rebs)				

state title game in D-I (largest private school classification)... Career bests include 9 three-pointers in a Dec. 2018 win over Thiboduax... Also ran cross country.

**Personal:** Born July of 2002...mother Lorraine Thomas... three siblings: Calvin Taylor, Jahan Pierre and Niela Kiesley.

**2025-26 GAME-BY-GAME STATISTICS**

Opponent	Date	GS	Min	FG	FGA	Pct	3FG	FGA	Pct	FT	FTA	Pct	Off	Def	Tot	3vG	PF	FO	A	TO	Blk	Stl	Pts	Avg	
TARLETON ST.	11/03/25		29	5	9	.556	3	3	1.000	8	10	.800	0	3	3	3.0	1	0	0	0	0	1	21	21.0	
A&M-CORPUS CHRISTI	11/06/25		29	5	12	.417	2	5	.400	0	0	.000	0	6	6	4.5	3	0	1	1	1	12	16.5		
MURRAY ST.	11/11/25	*	25	5	15	.333	2	4	.500	7	8	.875	1	4	5	4.7	5	1	2	3	1	2	19	17.3	
BUTLER	11/15/25	*	34	8	16	.500	1	5	.200	1	2	.500	3	4	7	5.3	3	0	0	3	0	2	18	17.5	
ARK.-PINE BLUFF	11/18/25	*	27	8	14	.571	2	7	.286	5	9	.556	1	6	7	5.6	0	0	4	0	0	0	23	18.6	
ARKANSAS ST.	11/21/25	*	29	6	16	.375	0	6	.000	3	5	.600	0	4	4	5.3	0	0	3	1	0	2	15	18.0	
RADFORD	11/24/25	*	35	5	13	.385	2	6	.333	3	3	1.000	2	11	13	6.4	1	0	1	1	1	1	15	17.6	
at Mississippi St.	11/28/25	*	39	11	21	.524	1	5	.200	1	1	1.000	0	6	6	6.4	3	0	2	2	2	0	24	18.4	
at Vanderbilt	12/03/25	*	33	5	13	.385	2	7	.286	1	3	.333	0	4	4	6.1	3	0	0	3	0	0	13	17.8	
vs Texas A&M	12/07/25	*	40	13	21	.619	3	8	.375	6	6	1.000	1	4	5	6.0	4	0	0	1	0	1	35	19.5	
vs LSU	12/13/25	*	38	6	14	.429	3	8	.375	1	2	.500	0	1	1	5.5	2	0	3	0	0	1	16	19.2	
CENTRAL ARK.	12/21/25	*	25	8	15	.533	4	10	.400	1	1	1.000	1	4	5	5.5	1	0	4	0	0	0	21	19.3	
CAL ST. FULLERTON	12/28/25	*	22	4	12	.333	1	5	.200	2	2	1.000	0	3	3	5.3	2	0	3	0	0	0	11	18.7	
NORTH CAROLINA	01/03/26	*	33	5	13	.385	1	6	.167	2	2	1.000	0	3	3	5.1	0	0	0	1	1	1	13	18.3	
at Clemson	01/07/26	*	28	3	10	.300	3	4	.750	3	5	.600	0	3	3	5.0	1	0	1	2	0	0	12	17.9	
at Duke	01/10/26	*	37	5	13	.385	1	4	.250	0	0	.000	0	3	3	4.9	1	0	1	6	0	1	11	17.4	
VIRGINIA TECH	01/14/26	*	30	5	9	.556	2	3	.667	1	1	1.000	2	7	9	5.1	1	0	1	3	0	0	13	17.2	
VIRGINIA	01/17/26	*	32	7	16	.438	1	3	.333	1	1	1.000	0	2	2	4.9	3	0	1	1	0	0	16	17.1	
at Wake Forest	01/20/26	*	30	5	12	.417	3	6	.500	0	0	.000	0	3	3	4.8	1	0	1	0	0	1	13	16.9	
FLORIDA ST.	01/24/26	*	35	11	18	.611	4	10	.400	2	2	1.000	1	4	5	4.9	3	0	1	0	1	2	28	17.5	
at Louisville	01/31/26	*	32	3	11	.273	1	4	.250	2	3	.667	1	4	5	4.9	2	0	3	2	0	2	9	17.0	
NC STATE	02/03/26	*	35	10	20	.500	3	6	.500	0	0	.000	2	1	3	4.8	3	0	2	1	0	0	23	17.3	
at Pittsburgh	02/07/26	*	32	8	11	.727	3	6	.500	2	2	1.000	0	5	5	4.8	0	0	2	5	0	1	21	17.5	
Totals			21	729	151	324	.466	48	131	.366	52	68	.765	15	95	110	4.8	43	1	36	36	7	18	402	17.5

Games played: 23  
Minutes/game: 31.7  
Points/game: 17.5  
FG Pct: 46.6  
3FG Pct: 36.6  
FT Pct: 76.5

Rebounds/game: 4.8  
Assists/game: 1.6  
Turnovers/game: 1.6  
Assist/turnover ratio: 1.0  
Steals/game: 0.8  
Blocks/game: 0.3

**CAREER STATISTICS**

Year	GP	GS	Min	Avg	FG	FGA	Pct	3FG	FGA	Pct	FT	FTA	Pct	Off	Def	Tot	Avg	PF	FO	Ast	TO	Blk	Stl	Pts	Avg
2020-21*	24	16	586	24.4	78	202	.386	31	92	.337	24	32	.750	9	76	85	3.5	39	0	37	52	4	27	211	8.8
2021-22*	27	15	743	27.5	96	279	.344	60	178	.337	19	25	.760	10	75	85	3.2	46	1	38	57	2	17	271	10.0
2022-23*	31	22	872	28.1	127	326	.390	50	177	.283	26	36	.722	17	76	93	3.0	50	0	37	46	7	16	330	10.6
2024-25*	36	36	1355	37.6	266	628	.424	104	272	.382	141	174	.810	24	175	199	5.5	54	1	136	103	13	24	777	21.6
2025-26	23	21	729	31.7	151	324	.466	48	131	.366	52	68	.765	15	95	110	4.8	43	1	36	36	7	18	402	17.5
All*	141	110	4285	30.4	718	1759	.408	293	850	.345	262	335	.782	75	497	572	4.1	232	3	284	294	33	102	1991	14.1

\* Statistics from prior team/school





1  
**CHANCE  
PURYEAR**  
**F, 6-7, 210, Fr.-RS**  
**Dallas, Texas**  
**Carter HS**

**2025-26 (Freshman):** Scored first career point in the win vs UAPB 11/18.

**2024-25:** Redshirted

**Prep:** He was a shooting forward for Carter High School in Dallas. As a senior, he helped Carter to a 31-6 record and a run to the UIL Region II final. He was named TABC 4A All-State, District 13-4A Player of the Year and a 2024 McDonald's All-American Game Southwest Nominee. He became the 11th player in Carter history to score 1,000 career points. As a junior, he averaged 14 points, nine rebounds and three assists as Carter went 31-4 and reached the UIL 4A Regional Finals. He was the district 12-4A Freshman of the Year and Sophomore of the Year as well as a member of the DISD Teen School Board. He is a three-star signee who was ranked as high as No. 12 overall in Texas and 34th nationally at his position. He played for the Southern Assault AAU program.

HIGHS	SEASON	CONF. GAME	CONF. TOUR/POST
MINUTES	6, UAPB 11/18/25	3, at Wake Forest 1/20/26	
FG			
FGA	1, UAPB 11/18/25 1, at Wake Forest 1/20/26	1, at Wake Forest 1/20/26	
3FG			
3FGA	1, Cal St Fullerton 12/28/25		
FT	1, UAPB 11/18/25		
FTA	2, UAPB 11/18/25		
REBOUNDS	1, Butler 11/15/25 1, UAPB 11/18/25 1, Cal St Fullerton 12/28/25 1, at Wake Forest 1/20/26	1, at Wake Forest 1/20/26	
ASSISTS			
BLOCKS	1, Butler 11/15/25		
STEALS			
POINTS	1, UAPB 11/18/25		

**2025-26 GAME-BY-GAME STATISTICS**

Opponent	Date	GS	Min	FG	FGA	Pct	3FG	FGA	Pct	FT	FTA	Pct	Off	Def	Tot	Avg	PF	FO	A	TO	Blk	Stl	Pts	Avg
TARLETON ST.	11/03/25		4	0	0	.000	0	0	.000	0	0	.000	0	0	0	0.0	1	0	0	1	0	0	0	0.0
A&M-CORPUS CHRISTI	11/06/25		DNP																					
MURRAY ST.	11/11/25		DNP																					
BUTLER	11/15/25		0	0	0	.000	0	0	.000	0	0	.000	0	1	1	0.5	0	0	0	0	1	0	0	0.0
ARK.-PINE BLUFF	11/18/25		6	0	1	.000	0	0	.000	1	2	.500	0	1	1	0.7	2	0	0	0	0	0	1	0.3
ARKANSAS ST.	11/21/25		1	0	0	.000	0	0	.000	0	0	.000	0	0	0	0.5	0	0	0	0	0	0	0	0.3
RADFORD	11/24/25		4	0	0	.000	0	0	.000	0	0	.000	0	0	0	0.4	1	0	0	2	0	0	0	0.2
at Mississippi St.	11/28/25		DNP																					
at Vanderbilt	12/03/25		DNP																					
vs Texas A&M	12/07/25		DNP																					
vs LSU	12/13/25		DNP																					
CENTRAL ARK.	12/21/25		1	0	0	.000	0	0	.000	0	0	.000	0	0	0	0.3	0	0	0	0	0	0	0	0.2
CAL ST. FULLERTON	12/28/25		3	0	1	.000	0	1	.000	0	0	.000	1	0	1	0.4	0	0	0	0	0	0	0	0.1
NORTH CAROLINA	01/03/26		DNP																					
at Clemson	01/07/26		DNP																					
at Duke	01/10/26		DNP																					
VIRGINIA TECH	01/14/26		DNP																					
VIRGINIA	01/17/26		DNP																					
at Wake Forest	01/20/26		3	0	1	.000	0	0	.000	0	0	.000	1	0	1	0.5	0	0	0	0	0	0	0	0.1
FLORIDA ST.	01/24/26		DNP																					
at Louisville	01/31/26		DNP																					
NC STATE	02/03/26		DNP																					
at Pittsburgh	02/07/26		2	0	0	.000	0	0	.000	0	0	.000	0	0	0	0.4	0	0	0	0	0	0	0	0.1
Totals		0	24	0	3	.000	0	1	.000	1	2	.500	2	2	4	0.4	4	0	0	3	1	0	1	0.1

Games played: 9  
Minutes/game: 2.7  
Points/game: 0.1  
FG Pct: 0.0  
3FG Pct: 0.0  
FT Pct: 50.0

Rebounds/game: 0.4  
Turnovers/game: 0.3  
Blocks/game: 0.1



**10**  
**JADEN**  
**TOOMBS**  
**C, 6-10, 230, Fr.-HS**  
**Amarillo, Texas**  
**Dynamic Prep**

**2025-26 (Freshman):** Added 10 points (4-6 FG), 4 rebounds, a block and a steal in the win at Pitt 2/7... Totaled 10 points, 9 rebounds, 4 assists, a steal and a block in the win at Wake Forest 1/20... First career double-double with 12 points, 10 rebounds, a block and an assist in the win vs Virginia Tech 1/14...Had 23 points (10-12 FG, 2-2 3FG, 1-1 FT) with 7 rebounds and a steal at [6/6] Duke 1/10... Scored 12 points (5-7 FG) with 2 rebounds and a block in the win vs [12/12] North Carolina 1/3... Had 9 points, 2 assists, 2 blocks, 2 steals and a rebound vs Cal State Fullerton 12/28... Scored 16 points (8-10 FG) with three rebounds, a steal, an assist and a blocked shot vs [rv/rv] LSU in the Compete 4 Cause Classic 12/13... Had 6 points, 6 rebounds and 2 assists in 11 minutes in SMU debut as the Mustangs won in overtime at Mississippi State 11/28.

HIGHS	SEASON	ACC GAME	CONF. TOUR/POST
MINUTES	35, at [6/6] Duke 1/10/26	35, at [6/6] Duke 1/10/26	
FG	10, at [6/6] Duke 1/10/26	10, at [6/6] Duke 1/10/26	
FGA	12, at [6/6] Duke 1/10/26	12, at [6/6] Duke 1/10/26	
	12, Virginia Tech 1/14/26	12, Virginia Tech 1/14/26	
3FG	2, [12/12] N. Carolina 1/3/26	2, [12/12] N. Carolina 1/3/26	
	2, at [6/6] Duke 1/10/26	2, at [6/6] Duke 1/10/26	
3FGA	3, [12/12] N. Carolina 1/3/26	3, [12/12] N. Carolina 1/3/26	
	3, Virginia Tech 1/14/26	3, Virginia Tech 1/14/26	
	3, at Wake Forest 1/20/26	3, at Wake Forest 1/20/26	
FT	3, at Wake Forest 1/20/26	3, at Wake Forest 1/20/26	
FTA	6, at Wake Forest 1/20/26	6, at Wake Forest 1/20/26	
REBOUNDS	10, Virginia Tech 1/14/26	10, Virginia Tech 1/14/26	
ASSISTS	4, at Wake Forest 1/20/26	4, at Wake Forest 1/20/26	
BLOCKS	2, Cal St Fullerton 12/25/28	1, [12/12] N. Carolina 1/3/26	
		1, Virginia Tech 1/14/26	
		1, [16/16] Virginia 1/17/26	
		1, at Wake Forest 1/20/26	
		1, Florida St 1/24/26	
		1, at [20/20] Louisville 1/31/26	
		1, at Pitt 2/7/26	
STEALS	2, Cal St Fullerton 12/25/28	1, at [6/6] Duke 1/10/26	
		1, at Wake Forest 1/20/26	
		1, at Pitt 2/7/26	
POINTS	23, at [6/6] Duke 1/10/26	23, at [6/6] Duke 1/10/26	
DOUBLE-DOUBLES	1- Virginia Tech 1/14/26 (12 pts, 10 rebs)		

bests.

**Prep:** Four-star prospect from Dynamic Prep in Irving, Texas... Ranked No. 38 by ESPN, No. 45 by On3 and No. 47 by 247 Sports... As a senior, he averaged 15.0 points, 9.7 rebounds, 2.2 assists and 1.4 blocks as Dynamic Prep advanced to the Chipotle Nationals title game and was No. 1 ranking in the final National Top 10 high school rankings... As a junior, Toombs was listed as high as No. 6 nationally at center and as high as No. 3 overall in Texas...He was on the 2024-25 Jersey Mike's Naismith Trophy Boy's High School Player of the Year watch list... He has been part of the USA Basketball program since 2022 and was invited to the USA Junior National Team minicamp in October of 2024... He was previously a finalist for the USA Basketball U16 national team and U17 national team. As a junior at Dynamic Prep, he averaged a double-double of 12.8 points, 10.3 rebounds with 2.4 assists and 2.3 blocks at the team went 23-1 to finish ranked No. 16 nationally in the SCNext Top 25... Part of SMU's 2025 high school signing class ranked as high as No. 4 nationally and overall signing class ranked as high as No. 15 nationally, both program


**2025-26 GAME-BY-GAME STATISTICS**

Opponent	Date	GS	Min	FG	FGA	Pct	3FG	FGA	Pct	FT	FTA	Pct	Off	Def	Tot	Avg	PF	FO	A	TO	Blk	Stl	Pts	Avg
TARLETON ST.	11/03/25		DNP																					
A&M-CORPUS CHRISTI	11/06/25		DNP																					
MURRAY ST.	11/11/25		DNP																					
BUTLER	11/15/25		DNP																					
ARK-PINE BLUFF	11/18/25		DNP																					
ARKANSAS ST.	11/21/25		DNP																					
RADFORD	11/24/25		DNP																					
at Mississippi St.	11/28/25		11	2	3	.667	0	0	.000	2	3	.667	3	3	6	6.0	1	0	2	0	0	0	6	6.0
at Vanderbilt	12/03/25		15	2	6	.333	0	1	.000	1	2	.500	2	0	2	4.0	1	0	2	0	0	0	5	5.5
vs Texas A&M	12/07/25		10	0	3	.000	0	0	.000	2	3	.667	0	2	2	3.3	3	0	0	0	1	0	2	4.3
vs LSU	12/13/25		27	8	10	.800	0	1	.000	0	0	.000	2	1	3	3.3	1	0	1	1	1	1	16	7.3
CENTRAL ARK.	12/21/25		11	1	2	.500	0	0	.000	1	2	.500	3	0	3	3.2	2	0	0	2	0	0	3	6.4
CAL ST. FULLERTON	12/28/25		17	4	8	.500	0	2	.000	1	1	1.000	0	1	1	2.8	0	0	2	0	2	2	9	6.8
NORTH CAROLINA	01/03/26		20	5	7	.714	2	3	.667	0	0	.000	0	2	2	2.7	0	0	0	0	1	0	12	7.6
at Clemson	01/07/26		10	0	2	.000	0	0	.000	0	0	.000	0	1	1	2.5	2	0	0	1	0	0	0	6.6
at Duke	01/10/26	*	35	10	12	.833	2	2	1.000	1	1	1.000	1	6	7	3.0	4	0	0	1	0	1	23	8.4
VIRGINIA TECH	01/14/26		28	6	12	.500	0	3	.000	0	0	.000	4	6	10	3.7	1	0	1	0	1	0	12	8.8
VIRGINIA	01/17/26		20	1	6	.167	0	2	.000	0	0	.000	2	4	6	3.9	1	0	1	0	1	0	2	8.2
at Wake Forest	01/20/26		21	3	8	.375	1	3	.333	3	6	.500	1	8	9	4.3	2	0	4	1	1	1	10	8.3
FLORIDA ST.	01/24/26		13	2	4	.500	0	0	.000	0	0	.000	1	1	2	4.2	3	0	1	1	1	0	4	8.0
at Louisville	01/31/26		12	1	4	.250	0	1	.000	0	0	.000	0	3	3	4.1	1	0	0	2	1	0	2	7.6
NC STATE	02/03/26		12	1	2	.500	0	0	.000	0	0	.000	0	0	0	3.8	1	0	1	1	0	0	2	7.2
at Pittsburgh	02/07/26		19	4	6	.667	0	0	.000	2	2	1.000	0	4	4	3.8	3	0	0	1	1	1	10	7.4
Totals			1	281	50	.526	5	18	.278	13	20	.650	19	42	61	3.8	26	0	15	11	11	6	118	7.4

Games played: 16  
Minutes/game: 17.6  
Points/game: 7.4  
FG Pct: 52.6  
3FG Pct: 27.8  
FT Pct: 65.0

Rebounds/game: 3.8  
Assists/game: 0.9  
Turnovers/game: 0.7  
Assist/turnover ratio: 1.4  
Steals/game: 0.4  
Blocks/game: 0.7





**31**  
**TREY**  
**UTTER**  
**G, 6-0, 175, SR-2L**  
**Argyle, Texas**  
**Argyle HS**

**2025-26 (Senior):** Season debut in the win vs UAPB 11/18.

**2024-25 (Junior):** Played in 5 games, including 2 ACC games and the ACC Tournament win vs Syracuse 3/12.

**2023-24 (Sophomore):** Played in 7 games.... **GAME HIGHLIGHTS:**  
Played 2 minutes, hitting 1-2 FTs in the win vs Tulsa 1/20... First career points on a FG in the win vs Texas A&M-Commerce 12/3.

**Summer 2023 (SMU 3-0 in Spain):** Played in the last two games, scoring two points in his first appearance in the victory in Valencia.

**2022-23 (Freshman):** Played in 2 games...Made his SMU debut in the AAC-opening win vs Tulsa 1/1... **AWARDS:** AAC All-Academic Team.

**Prep:** Played at Argyle High School in Argyle, Texas... As a senior, he started all 38 games and averaged eight points and five assists per game while hitting 40% from three... He was the 4A Defensive Player of Year and had a school record 34 charges taken as Argyle finished 31-7 after a run to the regional tournament... As a junior, he played in all 32 games in helping Argyle win the Texas UIL 4A State Championship with a record of 31-1... He was all-district second team while hitting 47% from three.

HIGHS	SEASON	CAREER	CONF. GAME	CONF. TOUR./POST
MINUTES	2, UAPB 11/18/25	2, W. Illinois 11/8/23 2, HCU 12/19/23 2, Tulsa 1/20/24 2, UAPB 11/18/25	2, Tulsa 1/20/24	1, vs Syracuse 3/12/25
FG		1, A&M-Commerce 12/3/23		
FGA		1, A&M-Commerce 12/3/23		
3FG				
3FGA				
FT		1, Tulsa 1/20/24	1, Tulsa 1/20/24	
FTA		2, Tulsa 1/20/24	2, Tulsa 1/20/24	
REBOUNDS				
ASSISTS		1, Tarleton St 11/4/24		
BLOCKS				
STEALS				
POINTS		2, A&M-Commerce 12/3/23	1, Tulsa 1/20/24	


**2025-26 GAME-BY-GAME STATISTICS**

Opponent	Date	GS	Min	FG	FGA	Pct	3FG	FGA	Pct	FT	FTA	Pct	Off	Def	Tot	Avg	PF	FO	A	TO	Blk	Stl	Pts	Avg
TARLETON ST.	11/03/25		DNP																					
A&M-CORPUS CHRISTI	11/06/25		DNP																					
MURRAY ST.	11/11/25		DNP																					
BUTLER	11/15/25		DNP																					
ARK.-PINE BLUFF	11/18/25		2	0	0	.000	0	0	.000	0	0	.000	0	0	0	0.0	0	0	0	0	0	0	0	0.0
ARKANSAS ST.	11/21/25		DNP																					
RADFORD	11/24/25		DNP																					
at Mississippi St.	11/28/25		DNP																					
at Vanderbilt	12/03/25		DNP																					
vs Texas A&M	12/07/25		DNP																					
vs LSU	12/13/25		DNP																					
CENTRAL ARK.	12/21/25		DNP																					
CAL ST. FULLERTON	12/28/25		1	0	0	.000	0	0	.000	0	0	.000	0	0	0	0.0	0	0	0	0	0	0	0	0.0
NORTH CAROLINA	01/03/26		DNP																					
at Clemson	01/07/26		DNP																					
at Duke	01/10/26		DNP																					
VIRGINIA TECH	01/14/26		DNP																					
VIRGINIA	01/17/26		DNP																					
at Wake Forest	01/20/26		DNP																					
FLORIDA ST.	01/24/26		DNP																					
at Louisville	01/31/26		DNP																					
NC STATE	02/03/26		DNP																					
at Pittsburgh	02/07/26		DNP																					
Totals			0	3	0	0	.000	0	0	.000	0	0	.000	0	0	0	0.0	0	0	0	0	0	0	0.0

Games played: 2  
Minutes/game: 1.5

**CAREER STATISTICS**

Year	GP	GS	Min	Avg	FG	FGA	Pct	3FG	FGA	Pct	FT	FTA	Pct	Off	Def	Tot	Avg	PF	FO	Ast	TO	Blk	Stl	Pts	Avg
2022-23	2	0	1	0.5	0	0	.000	0	0	.000	0	0	.000	0	0	0	0.0	0	0	0	0	0	0	0	0.0
2023-24	7	0	10	1.4	1	1	1.000	0	0	.000	1	2	.500	0	0	0	0.0	0	0	0	0	0	0	3	0.4
2024-25	5	0	4	0.8	0	0	.000	0	0	.000	0	0	.000	0	0	0	0.0	0	0	1	0	0	0	0	0.0
2025-26	2	0	3	1.5	0	0	.000	0	0	.000	0	0	.000	0	0	0	0.0	0	0	0	0	0	0	0	0.0
TOTAL	16	0	18	1.1	1	1	1.000	0	0	.000	1	2	.500	0	0	0	0.0	0	0	1	0	0	0	3	0.2



22  
NIGEL  
WALLS  
F, 6-10, 200, Fr.-HS  
Houston, Texas  
St. Francis Episcopal

2025-26 (Freshman): Had 4 blocks, a steal, an assist and a rebound in 13 minutes in the win vs UAPB 11/18.

**Prep:** Four-star prospect from St. Francis Episcopal in Houston... Ranked No. 62 by ESPN, No. 57 by On3 and No. 58 by 247 Sports... As a senior, averaged 13.3 points, 7.1 rebounds, 2.4 blocks, 2.2 assists and 1.4 steals as St. Francis Episcopal went 29-8 and won the TAPPS 4A State Championship...In the summer of 2024, Walls averaged 6.8 points, 3.7 rebounds and 1.3 assists in 21.4 minutes in 15 games for JL3 Elite in the Nike EYBL... As a junior at St. Francis Episcopal, he averaged 13.6 points, 8.7 rebounds, 2.3 blocks, 2.0 assists and 1.2 steals... Part of SMU's 2025 high school signing class ranked as high as No. 4 nationally and overall signing class ranked as high as No. 15 nationally, both program bests.

HIGHS	SEASON	CAREER	CONF. GAME	CONF. TOUR/POST
MINUTES	13, UAPB 11/18/25		2, at Wake Forest 1/20/26	
FG				
FGA	1, UAPB 11/18/25 1, at Wake Forest 1/20/26		1, at Wake Forest 1/20/26	
3FG				
3FGA	1, at Wake Forest 1/20/26		1, at Wake Forest 1/20/26	
FT				
FTA				
REBOUNDS	1, UAPB 11/18/25 1, Radford 11/24/25			
ASSISTS	1, UAPB 11/18/25			
BLOCKS	4, UAPB 11/18/25			
STEALS	1, UAPB 11/18/25 1, Arkansas St 11/21/25			
POINTS				

2025-26 GAME-BY-GAME STATISTICS

Opponent	Date	GS	Min	FG	FGA	Pct	3FG	FGA	Pct	FT	FTA	Pct	Off	Def	Tot	Avg	PF	FO	A	TO	Blk	Stl	Pts	Avg
TARLETON ST.	11/03/25		3	0	0	.000	0	0	.000	0	0	.000	0	0	0	0.0	2	0	0	1	0	0	0	0.0
A&M-CORPUS CHRISTI	11/06/25		1	0	0	.000	0	0	.000	0	0	.000	0	0	0	0.0	1	0	0	0	0	0	0	0.0
MURRAY ST.	11/11/25		DNP																					
BUTLER	11/15/25		DNP																					
ARK.-PINE BLUFF	11/18/25		13	0	1	.000	0	0	.000	0	0	.000	0	1	1	0.3	1	0	1	0	4	1	0	0.0
ARKANSAS ST.	11/21/25		5	0	0	.000	0	0	.000	0	0	.000	0	0	0	0.3	3	0	0	0	0	1	0	0.0
RADFORD	11/24/25		1	0	0	.000	0	0	.000	0	0	.000	0	1	1	0.4	0	0	0	1	0	0	0	0.0
at Mississippi St.	11/28/25		DNP																					
at Vanderbilt	12/03/25		DNP																					
vs Texas A&M	12/07/25		DNP																					
vs LSU	12/13/25		DNP																					
CENTRAL ARK.	12/21/25		DNP																					
CAL ST. FULLERTON	12/28/25		3	0	0	.000	0	0	.000	0	0	.000	0	0	0	0.3	1	0	0	0	0	0	0	0.0
NORTH CAROLINA	01/03/26		DNP																					
at Clemson	01/07/26		DNP																					
at Duke	01/10/26		DNP																					
VIRGINIA TECH	01/14/26		DNP																					
VIRGINIA	01/17/26		DNP																					
at Wake Forest	01/20/26		2	0	1	.000	0	1	.000	0	0	.000	0	0	0	0.3	0	0	0	0	0	0	0	0.0
FLORIDA ST.	01/24/26		DNP																					
at Louisville	01/31/26		DNP																					
NC STATE	02/03/26		DNP																					
at Pittsburgh	02/07/26		1	0	0	.000	0	0	.000	0	0	.000	0	0	0	0.3	0	0	0	0	0	0	0	0.0
Totals		0	29	0	2	.000	0	1	.000	0	0	.000	0	2	2	0.3	8	0	1	2	4	2	0	0.0

Games played: 8  
Minutes/game: 3.6  
FG Pct: 0.0  
3FG Pct: 0.0  
  
Rebounds/game: 0.3  
Assists/game: 0.1  
Turnovers/game: 0.3  
Assist/turnover ratio: 0.5  
Steals/game: 0.3  
Blocks/game: 0.5



**4**  
**SAM WALTERS**  
**F, 6-9, 230, Jr.-TR**  
**The Villages, Fla.**  
**Michigan / Alabama**  
**Villages Charter School**

**2025-26 (Junior):** Added 6 points (2-4 3FGs) and a rebound in the win at Wake Forest 1/20... Scored 5 points (2-2 FG, 1-1 3FG) with a rebound in the win over Murray State 11/11.

**2024-25 (Sophomore at Michigan):** Played in 23 games (Missed final 14 games due to injury)... Averaged 5.0 points and 1.6 rebounds while hitting 36.6% on threes... Five double-figure scoring games... Totaled 13 assists, 4 blocks, and 2 steals... Michigan won the Big Ten Tournament and reached the NCAA Sweet 16... **GAME HIGHLIGHTS:** Scored a season-best 13 points (2x): Tarleton State 11/21, Western Kentucky 12/29... Season-best four rebounds (4x)... Made a season-high three three-pointers (3x): Wake Forest 11/10, Tarleton State 11/21, Washington 1/12... Career-high 4 assists vs Purdue Fort Wayne.

**2023-24 (Freshman at Alabama):** Played in all 37 games as Alabama made the NCAA Final Four ... Averaged 5.4 points and 2.4 rebounds... Shot 39.4% on threes (39-99)... Seven double-figure scoring games and six 5-plus rebound games... Had 15 assists, nine blocks and eight steals... **GAME HIGHLIGHTS:** 16 points against South Alabama 11/14... Career-best eight rebounds against Texas A&M 2/17... Career-high four threes against Florida 2/21... Career-best three steals against Eastern Kentucky 12/23 **Prep:** Consensus Top 100 recruit: ESPN (No. 54), Rivals (No. 51) and 247 Sports (No. 57)... Prepped at Village Charter School (Colt McDowell) as well as at Montverde Academy (Kevin Boyle)... After playing at Village Charter (2019-20), he headed to Montverde Academy as a sophomore (2020-21); transferring back to Village Charter for his final two prep seasons (2021-23)... In 88 games at Village Charter: 1,598 points (18.2 ppg) and 711 rebounds (8.1 rpg)... Helped Buffalo to three 20-plus win seasons and 65-24 overall record... As a senior (2022-23), averaged 23.0 points, 9.9 rebounds, and 2.3 assists... As a junior (2021-22), averaged 24.6 points, 9.9 rebounds and 1.6 assists...

HIGHS	SEASON	CAREER	CONF. GAME	CONF. TOUR/POST
MINUTES	18, A&M-Corpus Christi 11/6/25	23 (UM), Cleveland St 11/4/24 23 (UM), W. Ky. 12/29/24	21 (UM) at UCLA 1/7/25	15(UA), v N. Carolina 3/28/24
FG	2, Murray State 11/11/25 2, Central Ark. 12/21/25 2, Cal St Fullerton 12/28/25 2, at Wake Forest 1/20/26 2, [v/rv] NC State 2/3/26	5 (UA), Florida 2/21/24 5 (UM), Tarleton St 11/21/24	5 (UA), Florida 2/21/24	2, 3 times
FGA	5, Cal St Fullerton 12/28/25	11 (UA), Mississippi St 2/3/24	11 (UA), Mississippi St 2/3/24	6(UA), v Grand Canyon 3/24/24
3FG	2, Cal St Fullerton 12/28/25 2, at Wake Forest 1/20/26 2, [v/rv] NC State 2/3/26	4 (UA), Florida 2/21/24	4 (UA), Florida 2/21/24	2 (UA), vs Florida 3/15/24
3FGA	5, Cal St Fullerton 12/28/25	7 (UA), Florida 2/21/24	7 (UA), Florida 2/21/24	5(UA), v Grand Canyon 3/24/24
FT		6 (UA), vs Arizona 12/20/23	3 (UA), Tennessee 3/2/24 3 (UM), Washington 1/12/25	4 (UA), v Charleston 3/22/24
FTA	1, A&M-Corpus Christi 11/6/25	8 (UA), vs Arizona 12/20/23	5 (UM), Washington 1/12/25	5 (UA), v Charleston 3/22/24
REBOUNDS	3, Butler 11/15/25	8 (UA), Texas A&M 2/17/24	8 (UA), Texas A&M 2/17/24	2, twice
ASSISTS	3, A&M-Corpus Christi 11/6/25	4 (UM) Purdue FW 12/22/24	2 (UA), Mississippi St 2/3/24	1 (UA), v N. Carolina 3/28/24
BLOCKS	1, A&M-Corpus Christi 11/6/25 1, Central Ark. 12/21/25	2 (UA), at Auburn 2/7/24 2 (UA), Florida 2/21/24	2 (UA), at Auburn 2/7/24 2 (UA), Florida 2/21/24	1(UA), v Grand Canyon 3/24/24
STEALS	1, Butler 11/15/25	2 (UA), at Creighton 12/16/23	1, 3 times	
POINTS	6, Cal St Fullerton 12/28/25 6, at Wake Forest 1/20/26 6, [v/rv] NC State 2/3/26	16 (UA), S. Alabama 11/14/23	14 (UA), Florida 2/1/24	9(UA), v Charleston 3/22/24

Made 141 three-point field goals; shooting 39.5 percent... Back-to-back 60-plus three-pointers (122) in his final two seasons (62 & 60, respectively)... Finished career 51.4% from field (556-1080) and 84.6% on free throws (345-408)... As a sophomore at Montverde Academy, helped the Eagles to a 24-1 record, the No. 1 prep ranking, and the second straight Geico Prep Nationals title.

**2025-26 GAME-BY-GAME STATISTICS**

Opponent	Date	GS	Min	FG	FGA	Pct	3FG	FGA	Pct	FT	FTA	Pct	Off	Def	Tot	Avg	PF	FO	A	TO	Blk	Stl	Pts	Avg
TARLETON ST.	11/03/25	*	8	0	2	.000	0	1	.000	0	0	.000	1	0	1	1.0	5	1	0	1	0	0	0	0.0
A&M-CORPUS CHRISTI	11/06/25	*	18	1	4	.250	0	2	.000	0	1	.000	0	2	2	1.5	0	0	3	1	1	0	2	1.0
MURRAY ST.	11/11/25		14	2	2	1.000	1	1	1.000	0	0	.000	1	0	1	1.3	2	0	0	0	0	0	5	2.3
BUTLER	11/15/25		13	0	4	.000	0	2	.000	0	0	.000	2	1	3	1.8	0	0	0	1	0	1	0	1.8
ARK.-PINE BLUFF	11/18/25		2	1	1	1.000	1	1	1.000	0	0	.000	0	1	1	1.6	0	0	0	1	0	0	3	2.0
ARKANSAS ST.	11/21/25	DNP																						
RADFORD	11/24/25	DNP																						
at Mississippi St.	11/28/25	DNP																						
at Vanderbilt	12/03/25	DNP																						
vs Texas A&M	12/07/25	DNP																						
vs LSU	12/13/25	DNP																						
CENTRAL ARK.	12/21/25		11	2	4	.500	0	2	.000	0	0	.000	0	1	1	1.5	3	0	1	1	1	0	4	2.3
CAL ST. FULLERTON	12/28/25		8	2	5	.400	2	5	.400	0	0	.000	1	0	1	1.4	0	0	0	1	0	0	6	2.9
NORTH CAROLINA	01/03/26		4	0	1	.000	0	1	.000	0	0	.000	0	1	1	1.4	3	0	0	0	0	0	0	2.5
at Clemson	01/07/26		10	1	1	1.000	0	0	.000	0	0	.000	0	0	0	1.2	0	0	0	1	0	0	2	2.4
at Duke	01/10/26	DNP																						
VIRGINIA TECH	01/14/26	DNP																						
VIRGINIA	01/17/26		5	0	0	.000	0	0	.000	0	0	.000	0	1	1	1.2	0	0	0	1	0	0	0	2.2
at Wake Forest	01/20/26		11	2	4	.500	2	4	.500	0	0	.000	0	1	1	1.2	1	0	0	0	0	0	6	2.5
FLORIDA ST.	01/24/26		9	1	2	.500	1	2	.500	0	0	.000	0	0	0	1.1	0	0	1	0	0	0	3	2.6
at Louisville	01/31/26		8	1	3	.333	1	3	.333	0	0	.000	0	0	0	1.0	3	0	0	0	0	0	3	2.6
NC STATE	02/03/26		13	2	4	.500	2	4	.500	0	0	.000	0	2	2	1.1	1	0	0	0	0	0	6	2.9
at Pittsburgh	02/07/26		11	1	4	.250	0	3	.000	0	0	.000	0	0	0	1.0	1	0	0	0	0	0	2	2.8
Totals			2	145	16	41	.390	10	31	.323	0	1	.000	5	10	15	1.0	19	1	5	8	2	42	2.8

Games played: 15  
Minutes/game: 9.7  
Points/game: 2.8  
FG Pct: 39.0  
3FG Pct: 32.3  
FT Pct: 0.0

Rebounds/game: 1.0  
Assists/game: 0.3  
Turnovers/game: 0.5  
Assist/turnover ratio: 0.6  
Steals/game: 0.1  
Blocks/game: 0.1

**CAREER STATISTICS**

Year	GP	GS	Min	Avg	FG	FGA	Pct	3FG	FGA	Pct	FT	FTA	Pct	Off	Def	Tot	Avg	PF	FO	Ast	TO	Blk	Stl	Pts	Avg
2023-24*	37	0	455	12.3	64	150	.427	39	99	.394	33	40	.825	19	69	88	2.4	53	4	15	17	9	8	200	5.4
2024-25*	23	0	291	12.7	37	87	.425	26	71	.366	14	19	.737	8	29	37	1.6	27	0	13	7	4	2	114	5.0
2025-26	15	2	145	9.7	16	41	.390	10	31	.323	0	1	.000	5	10	15	1.0	19	1	5	8	2	1	42	2.8
All*	75	2	891	11.9	117	278	.421	75	201	.373	47	60	.783	32	108	140	1.9	99	5	33	32	15	11	356	4.7

\* Statistics from prior team/school





**3**  
**COREY WASHINGTON**  
**F, 6-6, 190, Sr.-TR**  
**Little Rock, Ark.**  
**Wichita State /**  
**Saint Peter's**  
**Sylvan Hills HS**

**2025-26 (Senior):** Season-high 23 points (7-10 FG, 5-7 3FG - career high 3FGs) with 6 rebounds, 2 assists and a block in the win vs [12/12] North Carolina 1/3... Had 12 points, 10 rebounds and 2 assists in the overtime win at Mississippi State 11/28... Totaled 21 points, 12 rebounds, 3 blocks and 2 steals in the win over Radford 11/24... Had 16 points (7-9 FGs), 4 rebounds and 2 steals in season-opening win vs Tarleton St 11/3.

**2024-25 (Junior at Wichita State):** All 34 games (33 starts)... Second on team in scoring (13.7), rebounding (7.5), double-doubles (9), steals (34)... Five games with 20+ points... HONORS: Second Team All-AAC... One of five Oscar Robertson National Players OTW Feb. 18... American POTW Feb. 17... AAC Weekly Honor Roll 3x (Nov. 25, Dec. 9, Feb. 10)... **GAME HIGHLIGHTS:** Double-double of 21 points and 11 rebounds in the NIT at Oklahoma State 3/18... 21 points in AAC 2nd rnd win vs. USF 3/13... Season-high 24 points to go with 11 rebounds, 3 blocks and 2 steals vs. UAB 2/27... Win over #14 Memphis 2/16 behind 18 points, 15 rebounds... Grabbed his sixth double-double with 17 points and 12 rebounds vs. UTSA 2/12... Fifth double-double behind 21 points, 10 rebounds at Charlotte 2/4... Fourth double-double came against ECU 1/18 behind 19 points, career-high 18 rebounds... 15 points, 11 rebounds, career-high 5 steals vs. USF 1/6... 18 points, 10 rebounds vs. Kansas State 12/21 ... 17 points, 13 rebounds vs. ETSU 12/7... 20 points, 8 rebounds in win over Monmouth 11/18... Scored all of team-high 19 points in 2nd half vs. Northern Iowa 11/14.  
**2022-24 (Saint Peter's):** 54 games (47 starts) in 2 years at Saint Peter's... All-MAAC Rookie Team as a freshman; 6.8 points, 4.9 rebounds... Sophomore season; 15.9 points, 6.3 rebs, 45.5% FGs, 30.8% 3FGs, All-MAAC First Team... Didn't attempt a 3FG as fresh-

HIGHS	SEASON	CAREER	CONF. GAME	CONF. TOUR/POST
MINUTES	41, at Miss. St 11/28/25	42 (WS), Memphis 2/16/25	42 (WS), Memphis 2/16/25	37 (SP), vs Fairfield 3/16/24
FG	8, Radford 11/24/25	10(SP),at Mt St Mary's 2/23/24	10(SP),at Mt St Mary's 2/23/24	9 (SP), vs Fairfield 3/16/24
				9 (WS), at Okla. St. 3/18/25
FGA	13, Radford 11/24/25	25 (WS),East Carolina 1/18/25	25 (WS),East Carolina 1/18/25	16 (WS), vs USF 3/13/25
				16 (WS), at Okla. St. 3/18/25
3FG	5, [12/12] N. Carolina 1/3/26	5, [12/12] N. Carolina 1/3/26	5, [12/12] N. Carolina 1/3/26	4 (WS), vs USF 3/13/25
3FGA	8,at [20/20] Louisville 1/31/26	8,at [20/20] Louisville 1/31/26	8,at [20/20] Louisville 1/31/26	6 (WS), vs USF 3/13/25
FT	7, A&M-Corpus Christi 11/6/25	11 (SP), Iona 1/5/24	11 (SP), Iona 1/5/24	6 (SP), vs Fairfield 3/16/24
	7, Murray State 11/11/25			
FTA	8, Murray State 11/11/25	13 (SP), vs Fairfield 3/16/24	12 (SP), Iona 1/5/24	13 (SP), vs Fairfield 3/16/24
	8, at Miss. St 11/28/25			
REBOUNDS	12, Radford 11/24/25	18 (WS),East Carolina 1/18/25	18 (WS),East Carolina 1/18/25	11 (WS), at Okla. St. 3/18/25
ASSISTS	2, at Miss. St 11/28/25	2, 11 times	2, 7 times	2 (SP), v Quinnipiac 3/15/24
	2, at 17/16 Vanderbilt 12/3/25			
	2, [12/12] N. Carolina 1/3/26			
BLOCKS	3, Radford 11/24/25	4 (SP), vs Fairfield 3/16/24	3 (WS), at North Texas 3/3/25	4 (SP), vs Fairfield 3/16/24
STEALS	4, Arkansas St 11/21/25	5 (WS), USF 1/6/25	5 (WS), USF 1/6/25	2 (SP), v Tennessee 3/21/24
				2 (WS), at Okla. St. 3/18/25
POINTS	23, [12/12] N. Carolina 1/3/26	29 (SP), Siena 2/16/24	29 (SP), Siena 2/16/24	24 (SP), vs Fairfield 3/16/24
DOUBLE-DOUBLES				
1 - (SP), NJIT 11/11/23 (23 pts, 10 rebs)				
2 - (SP), Kean 12/22/23 (26 pts, 10 rebs)				
3 - (SP), at Iona 2/18/24 (18 pts, 10 rebs)				
4 - (SP), at Rider 3/7/24 (22 pts, 12 rebs)				
5 - (WS), ETSU 12/7/24 (17 pts, 13 rebs)				
6 - (WS), Kansas State 12/21/24 (18 pts, 10 rebs)				
7 - (WS), USF 1/6/25 (15 pts, 11 rebs)				
8 - (WS), East Carolina 1/18/25 (19 pts, 18 rebs)				
9 - (WS), at Charlotte 2/4/25 (21 pts, 10 rebs)				
10 - (WS), UTSA 2/12/25 (17 pts, 12 rebs)				
11 - (WS), Memphis 2/16/25 (18 pts, 15 rebs)				
12 - (WS), UAB 2/27/25 (24 pts, 11 rebs)				
13 - (WS), at Oklahoma St 3/18/25 (21 pts, 11 rebs)				
14 - Murray State 11/11/25 (17 pts, 11 rebs)				
15 - Radford 11/24/25 (21 pts, 12 rebs)				
16 - at Mississippi State 11/28/25 (12 pts, 10 rebs)				

man, as a sophomore went 24-78... 24 pts, 9 rebs, 4 blks in MAAC tournament final game, MVP honors... 10 games of 20+ points, career-high 29 points vs. Siena 2/16... After his career night vs. Siena, named the MAAC Player of the Week... 4 dbl-dbls, started all but 3 games in 2023-24... All-Met 2nd Team by Metropolitan BWA.  
**Personal:** Son of Corey Sr. and LaQuinta Washington... He has two sisters Kimorah and Jasmine, and one brother Jordan.

**2025-26 GAME-BY-GAME STATISTICS**

Opponent	Date	GS	Min	FG	FGA	Pct	3FG	FGA	Pct	FT	FTA	Pct	Off	Def	Tot	Avg	PF	FO	A	TO	Blk	Stl	Pts	Avg	
TARLETON ST.	11/03/25	*	33	7	9	.778	1	3	.333	1	1	1.000	2	2	4	4.0	2	0	1	2	0	2	16	16.0	
A&M-CORPUS CHRISTI	11/06/25	*	29	3	8	.375	0	2	.000	7	7	1.000	3	5	8	6.0	2	0	1	3	1	0	13	14.5	
MURRAY ST.	11/11/25	*	30	5	9	.556	0	1	.000	7	8	.875	4	7	11	7.7	4	0	1	0	0	1	17	15.3	
BUTLER	11/15/25	*	28	2	4	.500	1	1	1.000	3	4	.750	1	5	6	7.3	3	0	1	0	0	2	8	13.5	
ARK.-PINE BLUFF	11/18/25	*	22	5	7	.714	1	2	.500	4	4	1.000	0	4	4	6.6	1	0	0	2	1	1	15	13.8	
ARKANSAS ST.	11/21/25	*	31	5	8	.625	2	3	.667	1	1	1.000	4	2	6	6.5	1	0	1	0	0	4	13	13.7	
RADFORD	11/24/25	*	32	8	13	.615	3	7	.429	2	4	.500	5	7	12	7.3	3	0	0	4	3	2	21	14.7	
at Mississippi St.	11/28/25	*	41	3	9	.333	0	5	.000	6	8	.750	5	5	10	7.6	4	0	2	2	0	0	12	14.4	
at Vanderbilt	12/03/25	*	29	1	3	.333	0	0	.000	4	4	1.000	2	2	4	7.2	5	1	2	1	0	1	6	13.4	
vs Texas A&M	12/07/25	*	36	5	9	.556	1	3	.333	3	3	1.000	2	1	3	6.8	3	0	0	1	1	1	14	13.5	
vs LSU	12/13/25	*	23	2	6	.333	1	2	.500	2	3	.667	2	2	4	6.5	5	1	0	2	0	0	7	12.9	
CENTRAL ARK.	12/21/25	*	23	1	5	.200	0	3	.000	2	2	1.000	0	0	0	6.0	1	0	0	3	1	1	4	12.2	
CAL ST. FULLERTON	12/28/25	*	18	5	9	.556	3	4	.750	2	2	1.000	1	2	3	5.8	2	0	0	2	0	0	15	12.4	
NORTH CAROLINA	01/03/26	*	30	7	10	.700	5	7	.714	4	7	.571	2	4	6	5.8	4	0	2	0	1	0	23	13.1	
at Clemson	01/07/26	*	17	0	5	.000	0	2	.000	0	0	.000	1	2	3	5.6	5	1	0	0	1	1	0	12.3	
at Duke	01/10/26	*	26	2	5	.400	2	3	.667	5	6	.833	1	2	3	5.4	4	0	1	1	0	3	11	12.2	
VIRGINIA TECH	01/14/26	*	25	2	4	.500	0	1	.000	4	5	.800	1	4	5	5.4	4	0	0	1	0	0	8	11.9	
VIRGINIA	01/17/26	*	27	1	1	1.000	0	0	.000	2	3	.667	3	2	5	5.4	4	0	0	1	1	0	4	11.5	
at Wake Forest	01/20/26	*	14	3	5	.600	2	3	.667	0	0	.000	0	0	0	5.1	4	0	1	3	0	0	8	11.3	
FLORIDA ST.	01/24/26	*	27	2	5	.400	0	1	.000	5	6	.833	1	3	4	5.1	3	0	0	0	0	1	9	11.2	
at Louisville	01/31/26	*	30	5	10	.500	3	8	.375	0	0	.000	2	2	4	5.0	3	0	0	0	0	2	13	11.3	
NC STATE	02/03/26	*	27	4	7	.571	3	5	.600	0	0	.000	0	2	2	4.9	3	0	1	0	2	0	11	11.3	
at Pittsburgh	02/07/26	*	26	2	5	.400	2	5	.400	2	4	.500	1	3	4	4.8	1	0	1	0	1	0	8	11.1	
Totals			23	624	80	156	.513	30	71	.423	66	82	.805	43	68	111	4.8	71	3	15	28	13	22	256	11.1

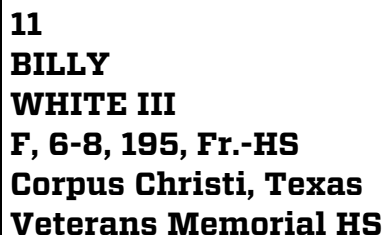
Games played: 23  
Minutes/game: 27.1  
Points/game: 11.1  
FG Pct: 51.3  
3FG Pct: 42.3  
FT Pct: 80.5

Rebounds/game: 4.8  
Assists/game: 0.7  
Turnovers/game: 1.2  
Assist/turnover ratio: 0.5  
Steals/game: 1.0  
Blocks/game: 0.6

**CAREER STATISTICS**

Year	GP	GS	Min	Avg	FG	FGA	Pct	3FG	FGA	Pct	FT	FTA	Pct	Off	Def	Tot	Avg	PF	FO	Ast	TO	Blk	Stl	Pts	Avg
2022-23	28	24	564	20.1	77	109	.706	0	0	.000	36	60	.600	57	81	138	4.9	81	4	8	26	26	17	190	6.8
2023-24	26	23	741	28.5	137	301	.455	24	78	.308	116	150	.773	51	114	165	6.3	71	1	13	29	20	32	414	15.9
2024-25	34	33	911	26.8	160	357	.448	26	75	.347	120	173	.694	90	166	256	7.5	89	3	18	55	26	34	466	13.7
2025-26	23	23	624	27.1	80	156	.513	30	71	.423	66	82	.805	43	68	111	4.8	71	3	15	28	13	22	256	11.1
All*	111	103	2840	25.6	454	923	.492	80	224	.357	338	465	.727	241	429	670	6.0	312	11	54	138	85	105	1326	11.9

\* Statistics from prior team/school



**Prep:** Four-star prospect from St. Francis Episcopal in Houston... Ranked No. 62 by ESPN, No. 57 by On3 and No. 58 by 247 Sports... As a senior, averaged 13.3 points, 7.1 rebounds, 2.4 blocks, 2.2 assists and 1.4 steals as St. Francis Episcopal went 29-8 and won the TAPPS 4A State Championship...In the summer of 2024, Walls averaged 6.8 points, 3.7 rebounds and 1.3 assists in 21.4 minutes in 15 games for JLB Elite in the Nike EYBL... As a junior at St. Francis Episcopal, he averaged 13.6 points, 8.7 rebounds, 2.3 blocks, 2.0 assists and 1.2 steals... Part of SMU's 2025 high school signing class ranked as high as No. 4 nationally and overall signing class ranked as high as No. 15 nationally, both program bests.

HIGHS	SEASON	CAREER	CONF. GAME	CONF. TOUR./POST
MINUTES				
FG				
FGA				
3FG				
3FGA				
FT				
FTA				
REBOUNDS				
ASSISTS				
BLOCKS				
STEALS				
POINTS				

[illegible]



24  
**SAMET  
YİĞİTOĞLU**  
**C, 7-2, 265, Fr.-HS**  
**Istanbul, Türkiye**

**2025-26 (Sophomore):** Added 15 points (7-10 FG), 8 rebounds, 2 assists and a steal in the win at Pitt 2/7...Had 14 points (7-7 FGs), 11 rebounds and career-high 5 assists vs Central Arkansas 12/21... Tied career highs of 13 rebounds and 3 assists along with 5 points and 2 blocks in overtime win at Mississippi State 11/28... Had 14 points, 6 rebounds, 2 steals and a block in the 87-85 win vs Butler 11/15... Added 12 points, 10 rebounds, 2 assists, 2 blocks and a steal in the win vs A&M-Corpus Christi 11/6... Had 12 points, 8 rebounds, 3 assists and 3 blocks in season-opening win vs Tarleton St 11/3.

**2024-25 (Freshman):** Played/started 32 of 35 games... 10.0 pts (51st ACC), 6.2 rebs (17th ACC), 1.0 blk (15th ACC), 53.5% FG, 3 double-doubles (21st ACC)... **GAME HIGHLIGHTS:** 12 pts, 9 rebs, 2 asts, 2 stls, blk in NIT 2nd round vs Okla. St 3/23... 17 pts, 10 rebs, 3 asts, stl, blk vs Pitt 2/11... 17 pts, 7 rebs, 2 stls, blk vs Stanford 2/1... Game-high 20 pts (8-13 FGs, 4-4 FTs, all FTs in last 2 minutes), 7 rebs, ast, blk at NC State 1/25... 15 pts (6-7 FG, 3-4 FT), 5 rebs, 2 asts at Miami 1/18... 10 pts (5-6 FGs), 6 rebs, stl, blk at Virginia 1/15... 7 pts, 9 rebs, 3 stls, 2 blks, ast vs Georgia Tech 1/11... 16 pts (7-8 FG), 16 rebs in ACC-opening win vs Virginia 12/7...First double-double with 12 pts (6-9 FGs), 11 rebs in Acrisure Holiday Invitational Championship vs Washington St 11/27... **SMU SEASON RECORDS:** 53.5% (123-230) on FGs (4th-best for a freshman).

**Prior to SMU:** 13.3 pts, 10.3 rebs, 1.0 blks, 82.6% FGs in 4 games with Sigortam Istanbul in Turkey in 2023-24... Sigortam tied for first at 28-6 in the Turkish second division...Played for Turkey in 2023 FIBA U20 European Championship in Greece, 12.7 pts, 8.6 rebs, 66.0% FGs (33-50)... 3 seasons for Besiktas S.J. of Turkey's first division; 2023-24 averaged 3.1 pts, 2.1 rebs, 65.4% FGs in 56 games (Turkish League, Turkish Cup,

HIGHS	SEASON	CAREER	CONF. GAME	CONF. TOUR/POST
MINUTES	37, at [6/6] Duke 1/10/26	37, at [6/6] Duke 1/10/26	37, at [6/6] Duke 1/10/26	28,v10/10 Clemson 3/13/25
FG	7, Butler 11/15/25 7, Arkansas St 11/21/25 7, at 17/16 Vanderbilt 12/3/25 7, Central Ark. 12/21/25 7, at [20/20] Louisville 1/31/26 7, at Pitt 2/7/26	8, at NC State 1/25/25	8, at NC State 1/25/25	5, Oklahoma St 3/23/25
FGA	12, Murray State 11/11/25	13, [4/4] Duke 1/4/25 13, at NC State 1/25/25	13, [4/4] Duke 1/4/25 13, at NC State 1/25/25	11, Oklahoma St 3/23/25
3FG		1, Stanford 2/1/25	1, Stanford 2/1/25	
3FGA	1, at [20/20] Louisville 1/31/26	2, Stanford 2/1/25	2, Stanford 2/1/25	1, UNI 3/19/25
FT	8, Tarleton St 11/3/25	6, Mississippi St 11/22/24	4, Stanford 2/1/25 4, [16/16] Virginia 1/17/26	3, UNI 3/19/25
FTA	13, Tarleton St 11/3/25	10, Mississippi St 11/22/24	7, Syracuse 3/4/25	9, Oklahoma St 3/23/25
REBOUNDS	13, at Miss. St 11/28/25	13, [4/4] Duke 1/4/25 13, at Miss. St 11/28/25	13, [4/4] Duke 1/4/25	6,v10/10 Clemson 3/13/25 6, UNI 3/19/25
ASSISTS	5, Central Ark. 12/21/25	5, Central Ark. 12/21/25	4, at Wake Forest 1/20/26	2, Oklahoma St 3/23/25
BLOCKS	4, Cal St Fullerton 12/28/25	4, [25/rv] Louisville 1/21/25 4, Cal St Fullerton 12/28/25	4, [25/rv] Louisville 1/21/25	3,v10/10 Clemson 3/13/25
STEALS	2, Murray State 11/11/25 2, Butler 11/15/25 2, Arkansas St 11/21/25	4, Syracuse 3/4/25	4, Syracuse 3/4/25	2, Oklahoma St 3/23/25
POINTS	16, at 17/16 Vanderbilt 12/3/25	20, at NC State 1/25/25	20, at NC State 1/25/25	12, Oklahoma St 3/23/25
DOUBLE-DOUBLES	1 - vs Wash. St 11/27/24 (12 pts, 11 rebs) 3 - Pitt 2/11/25 (17 pts, 10 rebs) 5 - vs [rv/rv] LSU 12/13/25 (10 pts, 10 rebs)		2 - [4/4] Duke 1/4/25 (10 pts, 13 rebs) 4 - A&M-Corpus Christi 11/6/25 (12 pts, 10 rebs) 6 - Central Arkansas 12/21/25 (14 pts, 11 rebs)	

Euroleague, VTB Supercup); 2022-23 averaged 2.3 points, 2.6 rebs, 55.6% FGs in 15 games; 2021-22 averaged 1.6 pts, 2.4 rebs, 50.0% FGs in 5 games in debut season... Also played for MZT Skopje in North Macedonia Superleague and Adriatic League in 2022-23, 6.4 pts, 5.6 rebs, 55.5% FGs in 25 games... 2021-22, selected to Next Generation Team Belgrade (9 pts, 11.8 rebs, 4 gms) and U18 Next Generation Select (7.1 pts, 8.5 rebs, 4 gms).

**2025-26 GAME-BY-GAME STATISTICS**

Opponent	Date	GS	Min	FG	FGA	Pct	3FG	FGA	Pct	FT	FTA	Pct	Off	Def	Tot	Avg	PF	FO	A	TO	Blk	Stl	Pts	Avg
TARLETON ST.	11/03/25	*	34	2	4	.500	0	0	.000	8	13	.615	3	5	8	8.0	2	0	3	0	3	0	12	12.0
A&M-CORPUS CHRISTI	11/06/25	*	32	4	8	.500	0	0	.000	4	5	.800	4	6	10	9.0	3	0	2	2	2	1	12	12.0
MURRAY ST.	11/11/25	*	32	5	12	.417	0	0	.000	1	2	.500	5	3	8	8.7	3	0	1	1	0	2	11	11.7
BUTLER	11/15/25	*	29	7	11	.636	0	0	.000	0	0	.000	3	3	6	8.0	4	0	0	3	1	2	14	12.3
ARK.-PINE BLUFF	11/18/25	*	21	4	6	.667	0	0	.000	3	4	.750	2	5	7	7.8	3	0	1	2	0	0	11	12.0
ARKANSAS ST.	11/21/25	*	26	7	10	.700	0	0	.000	0	2	.000	2	3	5	7.3	3	0	1	2	2	2	14	12.3
RADFORD	11/24/25	*	25	2	4	.500	0	0	.000	4	8	.500	2	8	10	7.7	3	0	1	3	2	0	8	11.7
at Mississippi St.	11/28/25	*	35	2	2	1.000	0	0	.000	1	3	.333	5	8	13	8.4	3	0	3	1	2	0	5	10.9
at Vanderbilt	12/03/25	*	34	7	10	.700	0	0	.000	2	4	.500	2	6	8	8.3	2	0	0	1	0	0	16	11.4
vs Texas A&M	12/07/25	*	25	6	8	.750	0	0	.000	0	0	.000	3	5	8	8.3	5	1	1	0	2	1	12	11.5
vs LSU	12/13/25	*	27	4	8	.500	0	0	.000	2	5	.400	8	2	10	8.5	1	0	0	2	0	0	10	11.4
CENTRAL ARK.	12/21/25	*	29	7	7	1.000	0	0	.000	0	1	.000	3	8	11	8.7	2	0	5	0	2	0	14	11.6
CAL ST. FULLERTON	12/28/25	*	25	5	7	.714	0	0	.000	1	3	.333	4	8	12	8.9	3	0	0	2	4	0	11	11.5
NORTH CAROLINA	01/03/26	*	26	2	6	.333	0	0	.000	0	0	.000	1	4	5	8.6	4	0	3	1	2	0	4	11.0
at Clemson	01/07/26	*	33	6	8	.750	0	0	.000	2	3	.667	4	7	11	8.8	3	0	1	4	1	1	14	11.2
at Duke	01/10/26	*	37	3	6	.500	0	0	.000	0	0	.000	3	3	6	8.6	4	0	2	5	2	0	6	10.9
VIRGINIA TECH	01/14/26	*	33	7	9	.778	0	0	.000	0	1	.000	1	2	3	8.3	2	0	1	4	2	0	14	11.1
VIRGINIA	01/17/26	*	26	3	11	.273	0	0	.000	4	5	.800	3	2	5	8.1	2	0	1	1	3	1	10	11.0
at Wake Forest	01/20/26	*	29	2	5	.400	0	0	.000	2	2	1.000	2	3	5	7.9	3	0	4	0	1	0	6	10.7
FLORIDA ST.	01/24/26	*	31	2	5	.400	0	0	.000	2	4	.500	5	6	11	8.1	3	0	3	1	1	0	6	10.5
at Louisville	01/31/26	*	26	7	8	.875	0	1	.000	0	2	.000	6	2	8	8.1	4	0	0	6	1	1	14	10.7
NC STATE	02/03/26	*	26	2	6	.333	0	0	.000	3	4	.750	6	3	9	8.1	4	0	3	0	2	0	7	10.5
at Pittsburgh	02/07/26	*	21	7	10	.700	0	0	.000	1	2	.500	5	3	8	8.1	2	0	2	1	0	1	15	10.7
Totals			23	662	103	.602	0	1	.000	40	73	.548	82	105	187	8.1	68	1	38	42	35	12	246	10.7

Games played: 23  
Minutes/game: 28.8  
Points/game: 10.7  
FG Pct: 60.2  
3FG Pct: 0.0  
FT Pct: 54.8

Rebounds/game: 8.1  
Assists/game: 1.7  
Turnovers/game: 1.8  
Assist/turnover ratio: 0.9  
Steals/game: 0.5  
Blocks/game: 1.5

**CAREER STATISTICS**

Year	GP	GS	Min	Avg	FG	FGA	Pct	3FG	FGA	Pct	FT	FTA	Pct	Off	Def	Tot	Avg	PF	FO	Ast	TO	Blk	Stl	Pts	Avg
2024-25	32	32	783	24.5	123	230	.535	1	5	.200	74	135	.561	77	122	199	6.2	100	2	33	50	33	22	321	10.0
2025-26	23	23	662	28.8	103	171	.602	0	1	.000	40	73	.548	82	105	187	8.1	68	1	38	42	35	12	246	10.7
TOTAL	55	55	1445	26.3	226	401	.564	1	6	.167	114	205	.556	159	227	386	7.0	168	3	71	92	68	34	567	10.3



# SAMET YİĞİTOĞLU - 24

## SMU Season FG Pct (55.0%+) (Since 1953-54) (Min. 75 Field Goals Made)

1	64.1	Keon Ambrose-Hylton (Sr.), 2023-24 (98-153)
2	63.7	Terry Williams (Sr.), 1986-87 (142-233)
3	62.1	Jon Koncak (Jr.), 1983-84 (211-340)
4	62.0	Terry Williams (Jr.), 1985-86 (150-242)
5	61.3	Ben Moore (Fr.), 2013-14 (84-137)
6	60.7	Larry Davis (Jr.), 1983-84 (219-361)
7	60.2	Sterling Brown (Jr.), 2015-16 (109-181)
—	<b>60.2</b>	<b>Samet Yigitoglu (So.), 2025-26 (103-171)</b>
8	59.2	Jon Koncak (Sr.), 1984-85 (219-370)
9	58.4	Tyreek Smith (Sr.), 2023-24 (104-178)
10	58.1	Terry Thomas (Sr.), 1987-88 (111-191)
11	57.7	Papa Dia (Sr.), 2010-11 (243-421)
12	57.6	Bamba Fall (Sr.), 2008-09 (99-172)
13	57.2	John Colborne (Jr.), 1988-89 (99-173)
	57.2	Ira Terrell (Fr.), 1972-73 (219-383)
15	56.6	Bamba Fall (Jr.), 2007-08 (124-219)
16	56.5	Larry Davis (Sr.), 1984-85 (177-313)
	56.5	Eric Castro (So.), 2002-03 (105-186)
18	56.4	Larry Davis (So.), 1982-83 (190-337)
19	56.3	Eric Castro (Sr.), 2004-05 (166-295)
20	56.0	Ben Moore (Sr.), 2016-17 (159-284)
21	55.7	Feron Hunt (So.), 2019-20 (132-237)
22	55.6	Jordan Tolbert (Sr.), 2015-16 (133-239)
23	55.1	Ira Terrell (Sr.), 1975-76 (274-497)
24	55.0	Glenn Puddy (Sr.), 1988-89 (144-262)
	55.0	Yanick Moreira (Sr.), 2014-15 (144-262)

## SMU Best Season FG Pct by a Freshman

1	61.3	Ben Moore, 2013-14 (84-137)
2	57.2	Ira Terrell, 1972-73 (219-383)
3	55.4	Feron Hunt, 2018-19 (98-177)
4	<b>53.5</b>	<b>Samet Yigitoglu, 2024-25 (123-230)</b>
5	51.7	David Piehler, 1979-80 (163-315)
6	51.4	Jeff Swanson, 1974-75 (125-243)

## SMU Career Rebound Avg. - 7.0+ (min. 35 games)

1	13.5	Ira Terrell (80), 1972-76
2	10.2	Jim Krebs (82), 1954-57
3	9.7	Bobby James (49), 1957-59
4	9.6	Brad Branson (54), 1978-80
	9.6	Joel Krog (78), 1953-56
6	9.5	Jon Koncak (123), 1981-85
7	9.2	Carroll Hooser (75), 1963-66
8	9.0	Lynn Phillips (74), 1966-69
	9.0	Sammy Hervey (37), 1972-74
10	8.8	Jan Loudermilk (70), 1959-62
11	8.6	Steve Strange (72), 1958-61
12	8.3	Jeryl Sasser (117), 1997-01
13	7.8	Bill Voight (74), 1966-69
14	7.5	Wilbur Marsh (73), 1957-60
	7.5	Gene Phillips (74), 1968-71
16	7.3	Larry Davis (122), 1981-85
	7.3	Papa Dia (911/124), 2007-11
18	7.2	Willie Davis (109), 1997-01
	7.2	Jeff Swanson (109), 1974-78
	7.2	Samuell Williamson (65), 2022-24
21	7.1	Gene Elmore (69), 1961-64
22	7.0	Bob Begert (77), 1964-67
—	<b>7.0</b>	<b>Samet Yigitoglu, 2024-</b>

## SMU Career Blocked Shots Avg. - 1.0+ (min. 35 games) (Blocks/GP)

1	2.4	Bamba Fall (245/103), 2005-09
2	2.3	Reggie Franklin (55), 1977-79
	2.3	Jon Koncak (123), 1981-85
4	2.1	Ira Terrell (80), 1972-76
5	1.4	Brad Branson (54), 1978-80
6	1.3	Patrick Simpson (114), 2001-05
7	1.2	Papa Dia (143/124), 2007-11
—	<b>1.2</b>	<b>Samet Yigitoglu (39/36), 2024-</b>
8	1.1	Markus Kennedy (97/89), 2013-16
9	1.0	Cannen Cunningham (131/134), 2011-15

## SMU Season Blocks Average (1.5+) (Since 1972-73) [Must Play in 75% of Games]

1	2.9	Jon Koncak (Jr.), 1983-84 (97/33)
2	2.8	Ira Terrell (Sr.), 1975-76 (79/28)
	2.8	Jon Koncak (Sr.), 1984-85 (91/33)
4	2.6	Reggie Franklin (Sr.), 1978-79 (70/27)
5	2.5	Bamba Fall (So.), 2006-07 (62/25)
6	2.2	Bamba Fall (Sr.), 2008-09 (67/30)
	2.2	Papa Dia (Sr.), 2010-11 (78/35)
8	2.1	Reggie Franklin (Jr.), 1977-78 (59/28)
	2.1	Bamba Fall (Jr.), 2007-08 (63-30)
10	1.8	Brad Branson (Sr.), 1979-80 (51/28)
	1.8	Jon Koncak (So.), 1982-83 (54/30)
	1.8	Cannen Cunningham (So.), 2012-13 (59/32)
13	1.7	Ira Terrell (So.), 1973-74 (47/27)
	1.7	Ira Terrell (Fr.), 1972-73 (43/25)
	1.7	Tyreek Smith (Sr.), 2023-24 (55/33)
16	1.5	Patrick Simpson (So.), 2002-03 (45/30)
	1.5	Patrick Simpson (Fr.), 2001-02 (41/28)
—	<b>1.5</b>	<b>Samet Yigitoglu (So.), 2025-26</b>

## SMU Career Blocked Shots

1	278	Jon Koncak, 1981-85
2	245	Bamba Fall, 2005-09
3	169	Ira Terrell, 1972-76
4	151	Patrick Simpson, 2001-05
5	143	Papa Dia, 2007-11
6	131	Cannen Cunningham (134), 2011-15
7	129	Reggie Franklin, 1977-79
8	125	Ben Moore (135), 2013-17
9	97	Markus Kennedy (89), 2013-16
10	88	James Gatewood, 1990-94
11	81	Quinton Ross, 1999-03
12	78	Brad Branson, 1978-80
13	70	Donatas Rackauskas, 2002-06
	70	Jarrey Foster, 2015-19
	70	Ethan Chargois (108), 2017-21
16	69	Bobby Dimson, 1994-98
17	<b>68</b>	<b>Samet Yigitoglu, 2024-</b>
18	67	Thines Robinson II, 1974-78
	67	Jeryl Sasser, 1997-01
	67	Feron Hunt (78), 2019-21
21	65	Glenn Puddy, 1984-86, 87-89

## SMU Season Blocks (40+) (Since 1972-73) (GP)

1	97	Jon Koncak (Jr.), 1983-84 (33)
2	91	Jon Koncak (Sr.), 1984-85 (33)
3	79	Ira Terrell (Sr.), 1975-76 (28)
4	78	Papa Dia (Sr.), 2010-11 (35)
5	70	Reggie Franklin (Sr.), 1978-79 (27)
6	67	Bamba Fall (Sr.), 2008-09 (30)
7	63	Bamba Fall (Jr.), 2007-08 (30)
8	62	Bamba Fall (So.), 2006-07 (25)
9	59	Reggie Franklin (Jr.), 1977-78 (28)
	59	Cannen Cunningham (So.), 2012-13 (32)
11	55	Tyreek Smith (Sr.), 2023-24 (33)
12	54	Jon Koncak (So.), 1982-83 (30)
13	53	Bamba Fall (Fr.), 2005-06 (18)
14	51	Brad Branson (Sr.), 1979-80 (28)
15	47	Ira Terrell (So.), 1973-74 (27)
16	45	Patrick Simpson (So.), 2002-03 (30)
	45	Michael Weathers (Sr.), 2021-22 (31)
18	44	Markus Kennedy (So.), 2013-14 (37)
19	43	Ira Terrell (Fr.), 1972-73 (25)
20	41	Patrick Simpson (Fr.), 2001-02 (28)
	41	Ben Moore (Jr.), 2015-16 (29)
22	40	Yanick Moreira (Sr.), 2014-15 (34)
—	<b>35</b>	<b>Samet Yigitoglu (So.), 2025-26</b>

**Games as Category Leader**  
Overall/Career (at SMU only)

[illegible]

## SMU - INDIVIDUAL GAME HIGHS

Points	35	PIERRE JR., Jaron vs Texas A&M (12/07/25)
	28	PIERRE JR., Jaron vs Florida St. (01/24/26)
	28	MILLER, Boopie at Mississippi St. (11/28/25)
	28	MILLER, Boopie vs Murray St. (11/11/25)
	27	MILLER, Boopie vs North Carolina (01/03/26)
Field Goals Made	13	PIERRE JR., Jaron vs Texas A&M (12/07/25)
	11	PIERRE JR., Jaron vs Florida St. (01/24/26)
	11	PIERRE JR., Jaron at Mississippi St. (11/28/25)
Field Goal Att.	21	PIERRE JR., Jaron vs Texas A&M (12/07/25)
	21	PIERRE JR., Jaron at Mississippi St. (11/28/25)
FG Pct (min 5 made)	1.000 (7-7)	YIGITOGU, Samet vs Central Ark. (12/21/25)
	.875 (7-8)	YIGITOGU, Samet at Louisville (01/31/26)
3-Point FG Made	5	WASHINGTON, Corey vs North Carolina (01/03/26)
	5	MILLER, Boopie at Mississippi St. (11/28/25)
3-Point FG Att.	10	PIERRE JR., Jaron vs Florida St. (01/24/26)
	10	PIERRE JR., Jaron vs Central Ark. (12/21/25)
3-Pt FG Pct (min 2 made)	1.000 (3-3)	PIERRE JR., Jaron vs Tarleton St. (11/03/25)
	1.000 (2-2)	TOOMBS, Jaden at Duke (01/10/26)
Free Throws Made	12	MILLER, Boopie vs Radford (11/24/25)
	11	MILLER, Boopie vs Virginia Tech (01/14/26)
	11	MILLER, Boopie at Clemson (01/07/26)
	11	MILLER, Boopie vs Tarleton St. (11/03/25)
Free Throw Att.	16	MILLER, Boopie vs Virginia Tech (01/14/26)
	13	YIGITOGU, Samet vs Tarleton St. (11/03/25)
FT Pct (min 3 made)	1.000 (12-12)	MILLER, Boopie vs Radford (11/24/25)
	1.000 (11-11)	MILLER, Boopie at Clemson (01/07/26)
	1.000 (11-11)	MILLER, Boopie vs Tarleton St. (11/03/25)
	1.000 (10-10)	MILLER, Boopie vs Texas A&M (12/07/25)
	1.000 (7-7)	WASHINGTON, Corey vs A&M-Corpus Christi (11/06/25)
	1.000 (6-6)	EDWARDS, B.J. at Clemson (01/07/26)
	1.000 (6-6)	PIERRE JR., Jaron vs Texas A&M (12/07/25)
	1.000 (5-5)	MILLER, Boopie at Mississippi St. (11/28/25)
	1.000 (5-5)	MILLER, Boopie vs Ark.-Pine Bluff (11/18/25)
	1.000 (4-4)	MILLER, Boopie vs Cal St. Fullerton (12/28/25)
	1.000 (4-4)	WASHINGTON, Corey at Vanderbilt (12/03/25)
	1.000 (4-4)	WASHINGTON, Corey vs Ark.-Pine Bluff (11/18/25)
	1.000 (3-3)	MILLER, Boopie at Wake Forest (01/20/26)
	1.000 (3-3)	WASHINGTON, Corey vs Texas A&M (12/07/25)
	1.000 (3-3)	PIERRE JR., Jaron vs Radford (11/24/25)
Rebounds	13	YIGITOGU, Samet at Mississippi St. (11/28/25)
	13	PIERRE JR., Jaron vs Radford (11/24/25)
Assists	13	EDWARDS, B.J. vs Arkansas St. (11/21/25)
	12	MILLER, Boopie vs North Carolina (01/03/26)
	12	MILLER, Boopie vs Cal St. Fullerton (12/28/25)
	12	MILLER, Boopie vs Butler (11/15/25)
Steals	10	EDWARDS, B.J. vs Arkansas St. (11/21/25)
	7	MILLER, Boopie vs Arkansas St. (11/21/25)
Blocked Shots	4	YIGITOGU, Samet vs Cal St. Fullerton (12/28/25)
	4	WALLS, Nigel vs Ark.-Pine Bluff (11/18/25)
Turnovers	7	MILLER, Boopie vs Butler (11/15/25)
	6	YIGITOGU, Samet at Louisville (01/31/26)
	6	EDWARDS, B.J. at Wake Forest (01/20/26)
	6	PIERRE JR., Jaron at Duke (01/10/26)
	6	EDWARDS, B.J. at Duke (01/10/26)
Fouls	5	WASHINGTON, Corey at Clemson (01/07/26)
	5	WASHINGTON, Corey vs LSU (12/13/25)
	5	YIGITOGU, Samet vs Texas A&M (12/07/25)
	5	WASHINGTON, Corey at Vanderbilt (12/03/25)
	5	MILLER, Boopie vs Butler (11/15/25)
	5	PIERRE JR., Jaron vs Murray St. (11/11/25)
	5	WALTERS, Sam vs Tarleton St. (11/03/25)

## OPPONENT INDIVIDUAL GAME HIGHS

Points	28	Ty Robinson vs Central Ark. (12/21/25)
	27	Juke Harris at Wake Forest (01/20/26)
	26	Tyler Tanner at Vanderbilt (12/03/25)
	26	Javon Jackson vs Murray St. (11/11/25)
	25	Darion Williams vs NC State (02/03/26)
	25	Marcus Hill vs Texas A&M (12/07/25)
Field Goals Made	11	Ty Robinson vs Central Ark. (12/21/25)
	10	Robert McCray V vs Florida St. (01/24/26)
	10	Juke Harris at Wake Forest (01/20/26)
	10	Tyler Tanner at Vanderbilt (12/03/25)
Field Goal Att.	21	Robert McCray V vs Florida St. (01/24/26)
	19	Josh Hubbard at Mississippi St. (11/28/25)
FG Pct (min 5 made)	.889 (8-9)	Max Mackinnon vs LSU (12/13/25)
	.857 (6-7)	RJ Godfrey at Clemson (01/07/26)
	.857 (6-7)	Devin McGlockton at Vanderbilt (12/03/25)
3-Point FG Made	6	Darion Williams vs NC State (02/03/26)
	6	Malik Thomas vs Virginia (01/17/26)
	6	Max Mackinnon vs LSU (12/13/25)
3-Point FG Att.	12	Darion Williams vs NC State (02/03/26)
	11	Ryan Conwell at Louisville (01/31/26)
	11	Jaylon Johnson vs Radford (11/24/25)
3-Pt FG Pct (min 2 made)	1.000 (3-3)	Kiwanne Garris Jr vs Cal St. Fullerton (12/28/25)
	1.000 (2-2)	Kaia Isaac vs Tarleton St. (11/03/25)
Free Throws Made	13	Freddy Hicks vs Tarleton St. (11/03/25)
	8	Marcus Hill vs Texas A&M (12/07/25)
	8	Javon Jackson vs Murray St. (11/11/25)
	8	Dior Johnson vs Tarleton St. (11/03/25)
Free Throw Att.	15	Marcus Hill vs Texas A&M (12/07/25)
	15	Freddy Hicks vs Tarleton St. (11/03/25)
FT Pct (min 3 made)	1.000 (8-8)	Javon Jackson vs Murray St. (11/11/25)
	1.000 (8-8)	Dior Johnson vs Tarleton St. (11/03/25)
	1.000 (6-6)	TreVon Spillers at Wake Forest (01/20/26)
	1.000 (6-6)	Thijs De Ridder vs Virginia (01/17/26)
	1.000 (6-6)	Marquel Sutton vs LSU (12/13/25)
	1.000 (5-5)	Josh Hubbard at Mississippi St. (11/28/25)
	1.000 (5-5)	Dennis Parker, Jr. vs Radford (11/24/25)
	1.000 (5-5)	Kam Parker vs A&M-Corpus Christi (11/06/25)
	1.000 (4-4)	Damarco Minor at Pittsburgh (02/07/26)
	1.000 (4-4)	Lajae Jones vs Florida St. (01/24/26)
	1.000 (4-4)	Henri Veesaar vs North Carolina (01/03/26)
	1.000 (4-4)	Dedan Thomas Jr. vs LSU (12/13/25)
	1.000 (4-4)	Tyler Tanner at Vanderbilt (12/03/25)
	1.000 (4-4)	Quincy Ballard at Mississippi St. (11/28/25)
	1.000 (4-4)	Trevon Payton vs Ark.-Pine Bluff (11/18/25)
	1.000 (3-3)	Ryan Conwell at Louisville (01/31/26)
Rebounds	17	Sheldon Williams vs A&M-Corpus Christi (11/06/25)
	12	Lajae Jones vs Florida St. (01/24/26)
	12	Marquel Sutton vs LSU (12/13/25)
	12	Achor Achor at Mississippi St. (11/28/25)
Assists	16	Quadir Copeland vs NC State (02/03/26)
	12	Dedan Thomas Jr. vs LSU (12/13/25)
Steals	4	Dame Sarr at Duke (01/10/26)
	4	Jestin Porter at Clemson (01/07/26)
	4	Josh Ward vs Cal St. Fullerton (12/28/25)
	4	Jayden Epps at Mississippi St. (11/28/25)
	4	Jalen Washington at Vanderbilt (12/03/25)
Blocked Shots	3	DA Houston vs A&M-Corpus Christi (11/06/25)
Turnovers	7	Quion Williams vs Ark.-Pine Bluff (11/18/25)
	6	Christian Harmon vs Arkansas St. (11/21/25)
Fouls	5	Robert Miller III vs LSU (12/13/25)
	5	Marcus Hill vs Texas A&M (12/07/25)
	5	AK Okereke at Vanderbilt (12/03/25)
	5	Jaquan Scott vs Ark.-Pine Bluff (11/18/25)
	5	Mason Miller vs Murray St. (11/11/25)
	5	Chris Mpaka vs Tarleton St. (11/03/25)
	5	Freddy Hicks vs Tarleton St. (11/03/25)
	5	Kaia Isaac vs Tarleton St. (11/03/25)



SMU - TEAM GAME HIGHS  
POINTS

FIELD GOALS MADE

FIELD GOAL ATTEMPTS

FIELD GOAL PERCENTAGE

3 PT FIELD GOALS MADE

3 PT FG ATTEMPTS

3 PT FG PERCENTAGE

FREE THROWS MADE

FREE THROW ATTEMPTS

FREE THROW PERCENTAGE

REBOUNDS

ASSISTS

STEALS

BLOCKED SHOTS

TURNOVERS

FOULS

110	CAL ST. FULLERTON (12/28/25)
106	ARK.-PINE BLUFF (11/18/25)
102	MURRAY ST. (11/11/25)
100	ARKANSAS ST. (11/21/25)
99	CENTRAL ARK. (12/21/25)
41	CAL ST. FULLERTON (12/28/25)
41	ARKANSAS ST. (11/21/25)
77	CAL ST. FULLERTON (12/28/25)
75	ARKANSAS ST. (11/21/25)
.600 (36-60)	NORTH CAROLINA (01/03/26)
.588 (40-68)	CENTRAL ARK. (12/21/25)
14	at Wake Forest (01/20/26)
14	NORTH CAROLINA (01/03/26)
14	CAL ST. FULLERTON (12/28/25)
33	CENTRAL ARK. (12/21/25)
31	CAL ST. FULLERTON (12/28/25)
.545 (12-22)	NC STATE (02/03/26)
.519 (14-27)	NORTH CAROLINA (01/03/26)
33	TARLETON ST. (11/03/25)
26	at Clemson (01/07/26)
26	vs Texas A&M (12/07/25)
42	TARLETON ST. (11/03/25)
32	RADFORD (11/24/25)
.929 (26-28)	vs Texas A&M (12/07/25)
.897 (26-29)	at Clemson (01/07/26)
50	at Mississippi St. (11/28/25)
50	RADFORD (11/24/25)
30	CAL ST. FULLERTON (12/28/25)
29	ARKANSAS ST. (11/21/25)
26	ARKANSAS ST. (11/21/25)
12	BUTLER (11/15/25)
7	CAL ST. FULLERTON (12/28/25)
6	RADFORD (11/24/25)
6	ARK.-PINE BLUFF (11/18/25)
21	at Duke (01/10/26)
16	at Louisville (01/31/26)
16	RADFORD (11/24/25)
16	BUTLER (11/15/25)
26	vs Texas A&M (12/07/25)
24	TARLETON ST. (11/03/25)

SMU - GAME LOWS  
POINTS

FIELD GOALS MADE

FIELD GOAL ATTEMPTS

FIELD GOAL PERCENTAGE

3 PT FIELD GOALS MADE

3 PT FG ATTEMPTS

3 PT FG PERCENTAGE

FREE THROWS MADE

FREE THROW ATTEMPTS

FREE THROW PERCENTAGE

REBOUNDS

ASSISTS

STEALS

BLOCKED SHOTS

TURNOVERS

FOULS

68	VIRGINIA (01/17/26)
69	A&M-CORPUS CHRISTI (11/06/25)
69	at Vanderbilt (12/03/25)
70	at Clemson (01/07/26)
74	at Louisville (01/31/26)
19	at Clemson (01/07/26)
21	A&M-CORPUS CHRISTI (11/06/25)
50	TARLETON ST. (11/03/25)
51	at Clemson (01/07/26)
.356 (21-59)	A&M-CORPUS CHRISTI (11/06/25)
.373 (19-51)	at Clemson (01/07/26)
2	at Vanderbilt (12/03/25)
3	VIRGINIA TECH (01/14/26)
13	BUTLER (11/15/25)
13	VIRGINIA (01/17/26)
.118 (2-17)	at Vanderbilt (12/03/25)
.200 (3-15)	VIRGINIA TECH (01/14/26)
6	at Louisville (01/31/26)
7	NC STATE (02/03/26)
9	at Duke (01/10/26)
9	at Louisville (01/31/26)
.583 (7-12)	NC STATE (02/03/26)
.588 (10-17)	vs LSU (12/13/25)
29	vs LSU (12/13/25)
29	NORTH CAROLINA (01/03/26)
7	at Louisville (01/31/26)
10	vs LSU (12/13/25)
10	at Clemson (01/07/26)
10	at Duke (01/10/26)
2	at Vanderbilt (12/03/25)
2	NC STATE (02/03/26)
0	at Vanderbilt (12/03/25)
1	vs LSU (12/13/25)
7	NORTH CAROLINA (01/03/26)
7	FLORIDA ST. (01/24/26)
13	ARK.-PINE BLUFF (11/18/25)
14	A&M-CORPUS CHRISTI (11/06/25)
14	at Vanderbilt (12/03/25)
14	VIRGINIA (01/17/26)
14	NC STATE (02/03/26)

Opponent - GAME HIGHS  
POINTS

FIELD GOALS MADE

FIELD GOAL ATTEMPTS

FIELD GOAL PERCENTAGE

3 PT FIELD GOALS MADE

3 PT FG ATTEMPTS

3 PT FG PERCENTAGE

FREE THROWS MADE

FREE THROW ATTEMPTS

FREE THROW PERCENTAGE

REBOUNDS

ASSISTS

STEALS

BLOCKED SHOTS

TURNOVERS

FOULS

91	MURRAY ST. (11/11/25)
89	vs LSU (12/13/25)
88	at Louisville (01/31/26)
88	at Vanderbilt (12/03/25)
85	BUTLER (11/15/25)
36	vs LSU (12/13/25)
36	at Vanderbilt (12/03/25)
71	FLORIDA ST. (01/24/26)
71	vs Texas A&M (12/07/25)
.621 (36-58)	vs LSU (12/13/25)
.571 (36-63)	at Vanderbilt (12/03/25)
16	NC STATE (02/03/26)
13	BUTLER (11/15/25)
39	RADFORD (11/24/25)
36	NC STATE (02/03/26)
.467 (7-15)	vs LSU (12/13/25)
.462 (12-26)	CENTRAL ARK. (12/21/25)
29	TARLETON ST. (11/03/25)
22	vs Texas A&M (12/07/25)
35	TARLETON ST. (11/03/25)
34	vs Texas A&M (12/07/25)
.833 (15-18)	RADFORD (11/24/25)
.833 (10-12)	VIRGINIA (01/17/26)
.833 (10-12)	vs LSU (12/13/25)
.833 (10-12)	at Vanderbilt (12/03/25)
48	ARKANSAS ST. (11/21/25)
45	A&M-CORPUS CHRISTI (11/06/25)
24	BUTLER (11/15/25)
21	NORTH CAROLINA (01/03/26)
21	vs Texas A&M (12/07/25)
12	at Duke (01/10/26)
12	RADFORD (11/24/25)
8	at Vanderbilt (12/03/25)
5	at Wake Forest (01/20/26)
5	A&M-CORPUS CHRISTI (11/06/25)
32	ARKANSAS ST. (11/21/25)
19	CAL ST. FULLERTON (12/28/25)
30	TARLETON ST. (11/03/25)
25	MURRAY ST. (11/11/25)

Opponent - GAME LOWS  
POINTS

FIELD GOALS MADE

FIELD GOAL ATTEMPTS

FIELD GOAL PERCENTAGE

3 PT FIELD GOALS MADE

3 PT FG ATTEMPTS

3 PT FG PERCENTAGE

FREE THROWS MADE

FREE THROW ATTEMPTS

FREE THROW PERCENTAGE

REBOUNDS

ASSISTS

STEALS

BLOCKED SHOTS

TURNOVERS

FOULS

58	A&M-CORPUS CHRISTI (11/06/25)
60	ARK.-PINE BLUFF (11/18/25)
63	CAL ST. FULLERTON (12/28/25)
67	at Pittsburgh (02/07/26)
69	ARKANSAS ST. (11/21/25)
19	A&M-CORPUS CHRISTI (11/06/25)
20	TARLETON ST. (11/03/25)
20	CAL ST. FULLERTON (12/28/25)
51	TARLETON ST. (11/03/25)
51	at Duke (01/10/26)
.288 (19-66)	A&M-CORPUS CHRISTI (11/06/25)
.323 (20-62)	CAL ST. FULLERTON (12/28/25)
4	ARK.-PINE BLUFF (11/18/25)
6	ARKANSAS ST. (11/21/25)
6	at Vanderbilt (12/03/25)
15	vs LSU (12/13/25)
18	TARLETON ST. (11/03/25)
.154 (4-26)	ARK.-PINE BLUFF (11/18/25)
.207 (6-29)	ARKANSAS ST. (11/21/25)
10	UAPB 11/18, at Vanderbilt 12/3
10	vs LSU 12/13, VIRGINIA 1/17
10	FLORIDA ST. 1/24
12	at Vanderbilt (12/03/25)
12	vs LSU (12/13/25)
12	VIRGINIA (01/17/26)
.556 (10-18)	ARK.-PINE BLUFF (11/18/25)
.600 (12-20)	NC STATE (02/03/26)
23	at Duke (01/10/26)
25	CENTRAL ARK. (12/21/25)
6	ARKANSAS ST. (11/21/25)
11	at Mississippi St. (11/28/25)
3	A&M-CORPUS CHRISTI (11/06/25)
3	at Pittsburgh (02/07/26)
1	TARLETON ST 11/3, BUTLER 11/15
1	CENTRAL ARK 12/21, UNC 1/3
1	at Clemson 1/7, at Duke 1/10
5	at Vanderbilt (12/03/25)
7	at Mississippi St. (11/28/25)
7	NC STATE (02/03/26)
12	NORTH CAROLINA (01/03/26)
13	CAL ST. FULLERTON (12/28/25)
13	at Duke (01/10/26)
13	NC STATE (02/03/26)

SMU When...	2025-26			Conference			Under Enfield			Conference		
	W	L	Pct	W	L	Pct	W	L	Pct	W	L	Pct
Record	16	7	0.696	5	5	0.500	40	18	0.690	18	12	0.600
Home	12	2	0.857	3	2	0.600	25	8	0.758	9	6	0.600
Road	3	4	0.429	2	3	0.400	10	8	0.556	9	6	0.600
Neutral	1	1	0.500	0	0	#DIV/0!	5	2	0.714	0	0	#DIV/0!
Overtime	2	0	1.000	0	0	#DIV/0!	2	0	1.000	0	0	#DIV/0!
Leads at half	13	2	0.867	4	2	0.667	33	5	0.868	15	3	0.833
Trails at half	2	5	0.286	0	3	0.000	5	13	0.278	1	9	0.100
Tied at half	1	0	1.000	1	0	1.000	1	0	1.000	2	0	1.000
Leads with 5:00 left in 2nd half	13	0	1.000	3	0	1.000	36	1	0.973	15	0	1.000
Trails with 5:00 left in 2nd half	2	7	0.222	1	5	0.167	3	17	0.150	2	12	0.143
Tied with 5:00 left in 2nd half	1	0	1.000	1	0	1.000	1	0	1.000	1	0	1.000
Scores 59 or less	0	0	#DIV/0!	0	0	#DIV/0!	1	1	0.500	1	0	1.000
Scores 60-69	1	2	0.333	0	1	0.000	3	8	0.273	2	7	0.222
Scores 70-79	1	4	0.200	1	3	0.250	8	7	0.533	3	4	0.429
Scores 80-89	5	1	0.833	2	1	0.667	10	2	0.833	6	1	0.857
Scores 90-99	5	0	1.000	2	0	1.000	9	0	1.000	4	0	1.000
Scores 100+	4	0	1.000	0	0	#DIV/0!	9	0	1.000	2	0	1.000
Opp. Scores 59 or less	1	0	1.000	0	0	#DIV/0!	5	1	0.833	3	0	1.000
Opp. Scores 60-69	4	0	1.000	1	0	1.000	13	1	0.929	4	0	1.000
Opp. Scores 70-79	4	2	0.667	2	2	0.500	14	6	0.700	9	6	0.600
Opp. Scores 80-89	6	5	0.545	2	3	0.400	7	9	0.438	2	5	0.286
Opp. Scores 90-99	1	0	1.000	0	0	#DIV/0!	1	1	0.500	0	1	0.000
Opp. Scores 100+	0	0	#DIV/0!	0	0	#DIV/0!	0	0	#DIV/0!	0	0	#DIV/0!
Margin is 3 pts or less	3	1	0.750	2	1	0.667	6	3	0.667	4	1	0.800
Margin is 5 pts or less	3	3	0.500	2	3	0.400	7	7	0.500	5	4	0.556
Margin is 9 pts or less	4	4	0.500	2	4	0.333	10	9	0.526	7	6	0.538
Margin is 10+ pts	12	3	0.800	3	1	0.750	30	9	0.769	11	6	0.647
Shoots better than the opp.	15	3	0.833	5	3	0.625	39	5	0.886	18	3	0.857
Shoots worse than the opp.	1	4	0.200	0	2	0.000	1	13	0.071	0	9	0.000
Shoots the same as opp.	0	0	#DIV/0!	0	0	#DIV/0!	0	0	#DIV/0!	0	0	#DIV/0!
SMU 50%+ FG	9	1	0.900	3	1	0.750	22	2	0.917	10	1	0.909
Opp. 50%+ FG	1	2	0.333	0	0	#DIV/0!	2	5	0.286	0	2	0.000
Opp. at or below 40%	8	0	1.000	1	0	1.000	23	1	0.958	9	0	1.000
Outrebounded opponent	10	4	0.714	2	3	0.400	27	8	0.771	9	6	0.600
Outrebounded by opponent	5	3	0.625	3	2	0.600	9	9	0.500	7	5	0.583
Rebounds are even	1	0	1.000	0	0	#DIV/0!	2	1	0.667	1	1	0.500
Reb Differential +10 or more	7	0	1.000	1	0	1.000	17	1	0.944	5	1	0.833
Reb Differential -10 or more	1	0	1.000	0	0	#DIV/0!	1	0	1.000	0	0	#DIV/0!
Attempts more FTs	7	4	0.636	2	2	0.500	23	10	0.697	9	6	0.600
Attempts less FTs	7	3	0.700	2	3	0.400	15	8	0.652	8	6	0.571
Attempts the same Fts	2	0	1.000	1	0	1.000	2	0	1.000	1	0	1.000
Attempts 20 or more FTs	9	2	0.818	2	1	0.667	22	10	0.688	7	7	0.500
Opp. Attempts 20 or more FTs	6	4	0.600	0	4	0.000	16	11	0.593	6	7	0.462
FTA differential +10 or more	1	1	0.500	0	0	#DIV/0!	3	2	0.600	0	1	0.000
FTA differential -10 or more	0	2	0.000	0	2	0.000	2	3	0.400	2	2	0.500
Plays ranked opponent	1	4	0.200	1	3	0.250	1	8	0.111	1	6	0.143
Plays opponent receiving votes	1	7	0.125	1	5	0.167	2	12	0.143	1	8	0.111
Plays during the day (pre 6pm start)	7	2	0.778	3	2	0.600	15	8	0.652	9	7	0.563
Plays at night (6pm or later start)	9	4	0.692	2	2	0.500	25	9	0.735	9	4	0.692
November	8	0	1.000	0	0	#DIV/0!	14	2	0.875	0	0	#DIV/0!
December	3	2	0.600	0	0	#DIV/0!	8	2	0.800	2	0	1.000
January	4	4	0.500	4	4	0.500	9	7	0.563	9	7	0.563
February	1	1	0.500	1	1	0.500	6	3	0.667	6	3	0.667
March	0	0	#DIV/0!	0	0	#DIV/0!	3	4	0.429	1	2	0.333
April	0	0	#DIV/0!	0	0	#DIV/0!	0	0	#DIV/0!	0	0	#DIV/0!
Has more turnovers	4	5	0.444	2	4	0.333	13	10	0.565	8	7	0.533
Has less turnovers	12	2	0.857	3	1	0.750	24	5	0.828	10	2	0.833
Turnovers are the same	0	0	#DIV/0!	0	0	#DIV/0!	3	3	0.500	0	3	0.000
Has more Steals	10	0	1.000	1	0	1.000	24	8	0.750	9	5	0.643
Has less Steals	4	6	0.400	2	4	0.333	12	8	0.600	5	5	0.500
Steals are the same	2	1	0.667	2	1	0.667	4	2	0.667	4	2	0.667
Points in paint - more	13	3	0.813	3	3	0.500	35	7	0.833	16	5	0.762
Points in paint - less	3	4	0.429	2	2	0.500	4	8	0.333	2	4	0.333
Points in paint - same	0	0	#DIV/0!	0	0	#DIV/0!	1	3	0.250	0	3	0.000
Points off turnovers - more	11	2	0.846	3	1	0.750	27	4	0.871	11	2	0.846
Points off turnovers - less	5	4	0.556	2	3	0.400	13	12	0.520	7	8	0.467
Points off turnovers - same	0	1	0.000	0	1	0.000	0	2	0.000	0	2	0.000
2nd chance points - more	8	3	0.727	1	2	0.333	23	7	0.767	8	5	0.615
2nd chance points - less	7	4	0.636	3	3	0.500	13	10	0.565	6	6	0.500
2nd chance points - same	1	0	1.000	1	0	1.000	4	1	0.800	4	1	0.800
Bench points - more	6	2	0.750	2	1	0.667	23	6	0.793	10	3	0.769
Bench points - less	10	5	0.667	3	4	0.429	17	11	0.607	8	8	0.500
Bench points - same	0	0	#DIV/0!	0	0	#DIV/0!	0	1	0.000	0	1	0.000
Makes More 3pt shots	6	0	1.000	3	0	1.000	23	3	0.885	13	2	0.867
Makes Less 3pt shots	7	6	0.538	1	5	0.167	14	14	0.500	4	10	0.286
Makes same 3pt shots	3	1	0.750	1	0	1.000	3	1	0.750	1	0	1.000
Has a player with a double-double	11	2	0.846	2	1	0.667	23	5	0.821	7	3	0.700
Opp. has a player with a double-double	5	4	0.556	1	3	0.250	11	6	0.647	6	5	0.545
Has 4 players with 10+ points	14	7	0.667	4	5	0.444	34	13	0.723	14	9	0.609
Opp. has 4 players with 10+ points	6	5	0.545	3	3	0.500	9	10	0.474	5	6	0.455

# 1 Tarleton State.....76 at SMU.....96 SMU Record 1-0

11/03/25 7:00 pm at Dallas, TX (Moody Coliseum)

Tarleton St. 0-1

#	Player	fg	fga	ft	fta	of	de	tot	pf	tp	a	to	blk	s	min				
23	Chus Mpaka	f	2	4	0	0	0	0	0	0	3	1	1	2	32				
03	DJ Dormu	g	4	9	2	0	0	0	0	0	0	0	0	0	24				
11	Carm Kelly IV	g	0	1	0	1	0	0	0	0	2	1	0	0	6				
04	Cam McDowell	g	0	3	0	3	0	0	0	0	2	2	0	0	7				
21	Freddy Hicks	g	1	4	0	1	13	15	2	2	4	5	15	5	3	0	27		
00	Jordan Mizell	g	0	2	0	0	0	0	1	0	0	0	4	0	1	2	0	25	
01	AJ Dent, Jr	g	1	1	0	0	0	0	0	0	0	0	0	2	0	0	0	0	1
06	Kaia Isaac	g	2	6	2	2	0	0	0	1	0	5	6	1	1	1	0	0	22
07	Dior Johnson	g	6	12	3	4	8	8	0	4	4	1	23	1	1	1	0	0	23
13	Kade Douglas	g	1	3	0	2	2	2	0	1	1	0	4	0	0	0	0	1	8
24	Ocypher Owens	g	0	2	0	1	0	0	0	0	0	0	2	0	0	2	0	0	14
97	Andy Sigisgar	g	3	4	0	0	0	0	0	1	2	3	2	6	0	0	0	0	1

TEAM											10		4		2			
Totals.....	20	51	7	18	29	35	13	20	30	30	76	12	15	1	5	200		
TOTAL FG%	1st Half: 12-25	48.0%	2nd Half:	8-26	30.8%	Game:	39.2%	DEAD										
3-PT FG%	1st Half: 5-12	41.7%	2nd Half:	2-6	33.3%	Game:	38.9%	REBS										
F Throw %	1st Half: 9-12	75.0%	2nd Half:	20-23	87.0%	Game:	82.9%	4										

SMU 1-0

##	Player	fg	fga	3-pt	ft	fta	of	de	tot	pf	tp	a	to	blk	s	min		
03	WASHINGTON, Corey	f	7	9	1	3	1	1	2	2	4	2	16	1	2	0	2	33
04	WALTERS, Sam	f	0	2	0	1	0	0	1	0	1	5	0	0	1	0	0	8
24	YIGITOGU, Samet	c	2	4	0	0	8	13	3	5	8	2	12	3	0	3	0	34

00	EDWARDS, B.J.	g	7	12	2	6	4	5	0	5	5	3	20	4	3	0	2	35	
02	MILLER, Boopie	g	4	9	1	4	11	11	0	3	3	4	20	5	1	0	1	28	
01	PURYEAR, Chance		0	0	0	0	0	0	0	0	0	1	0	0	1	0	0	4	
03	WASHINGTON, Corey	f	3	8	0	0	0	0	0	0	0	0	0	0	0	0	0	29	
04	WALTERS, Sam	f	1	4	0	0	0	0	0	0	0	0	0	0	0	0	0	18	
24	YIGITOGU, Samet	c	2	4	0	0	0	0	0	0	0	0	0	0	0	0	0	31	
05	PIERRE JR., Jarone	g	5	9	3	3	8	10	0	3	3	1	2	0	0	0	0	1	29
07	ONEAL JR., Jermaine	g	1	2	0	0	0	0	0	0	0	0	0	0	0	0	0	14	
09	DAVIS-RAY, B.J.	g	0	1	0	0	0	0	0	0	0	0	0	0	0	0	0	6	
13	HOLMES, Mitchell	g	2	2	0	0	0	0	0	0	0	0	0	0	0	0	0	3	
22	WALLS, Nigel	g	0	0	0	0	0	0	0	0	0	0	0	0	0	0	0	6	
TEAM																			
Totals.....		28	50	7	18	33	42	8	23	31	24	96	13	11	3	6	200		
TOTAL FG%		1st Half: 13-23	56.5%	2nd Half: 15-27	55.6%	Game: 56.0%	DEAD												
3-PT FG%		1st Half: 5-9	55.6%	2nd Half: 2-9	22.2%	Game: 38.9%	REBS												
F Throw %		1st Half: 17-22	77.3%	2nd Half: 16-20	80.0%	Game: 78.6%	3												

05	PIERRE JR., Jaron	5	9	3	3	8	10	0	3	3	1	21	0	0	0	0	29
07	O'NEAL JR., Jermaine	1	2	0	0	0	0	0	3	3	1	2	0	0	0	0	14
09	DAVIS-RAY, B.J.	0	1	0	1	1	2	0	0	0	0	1	0	0	0	0	6
13	HOLMES, Mitchell	2	2	0	0	0	0	1	1	2	3	4	0	1	0	0	6

22	WALLS, Nigel	0	0	0	0	0	0	0	0	2	0	0	1	0	0	3
	TEAM						1	1	2				1			
	Totals.....	28	50	7	18	33	42	8	23	31	24	96	13	11	3	200

TOTAL FG%	1st Half: 13-23	56.5%	2nd Half: 15-27	55.6%	Game: 56.0%	DEAD
3-Pt FG%	1st Half: 5-9	55.6%	2nd Half: 2-9	22.2%	Game: 38.9%	REBS
F Throw %	1st Half: 17-22	77.3%	2nd Half: 16-20	80.0%	Game: 78.6%	3
Officials: Chandler, Burton, Chase, Shaw, Lee, Cassell			Technical: None			
			Attendance: 4636			

**5** UAPB .....60 SMU Record  
 at SMU .....106 5-0

11/18/25 7:00 pm at Dallas, TX (Moody Coliseum)

Cor-Apine Bluff 0-6,0-0 SWAC																		
##	Player	fg	fta	3-pt	fta	of	def	tp	a	to	blk	s	min					
04	Jaquan Scott	f	5	12	1	2	0	3	3	5	12	0	0	1	2	21		
09	Milhan Charles	f	4	7	0	1	2	2	3	1	4	2	10	0	3	0	26	
01	Alex Mirhosseini	g	3	14	1	10	0	3	1	2	3	1	7	3	1	0	1	29
13	Quion Williams	g	2	6	0	1	3	6	0	1	1	1	7	4	7	1	3	30
20	Trevon Payton	g	4	8	1	5	4	0	5	5	2	13	3	2	2	1	0	34
02	JaC™chaunn Hayes	g	1	6	0	2	0	0	1	0	1	2	2	0	0	0	0	15
10	Ahmad Johnson	g	1	4	1	3	0	0	1	0	1	1	3	1	0	0	0	10
15	Dennis Asoro	g	0	1	0	0	0	1	0	1	1	0	0	0	0	0	0	4
22	Ramel Lloyd Jr.	g	2	6	0	1	0	1	2	3	3	4	4	3	0	0	0	17
24	Kyle Brown	g	1	3	0	1	0	0	3	1	4	3	2	0	1	0	0	14

TOTAL FG%	1st Half: 11-30	36.7%	2nd Half:	12-37	32.4%	Game:	34.3%	DEAD
3-PT. FG%	1st Half: 2-13	15.4%	2nd Half:	2-13	15.4%	Game:	15.4%	REBS
F Throw %	1st Half: 2-6	33.3%	2nd Half:	8-12	66.7%	Game:	55.6%	2.1

## SMU 5-0,0-0 ACC

#	Player	f	fg	ft	fga	fta	of	de	tot	pr	a	to	bkl	s	min
03	WASHINGTON, Corey	4	7	7	1	2	4	0	4	1	15	0	2	1	22
24	YIGITÖGLU, Samet	4	6	0	0	3	4	2	5	7	3	1	2	0	21
00	EDWARDS, B.J.	4	9	3	6	0	2	2	3	5	11	9	2	1	30
02	MILLER, Boopie	4	8	2	4	5	5	0	4	4	2	15	10	2	30
05	PIERRE JR., Jason	8	14	2	7	5	9	1	6	7	0	23	4	0	27
01	PURYEAR, Chance	0	1	0	0	1	2	0	1	1	2	1	0	0	6
04	WALTERS, Sam	1	1	1	1	0	0	0	1	1	0	3	0	1	0
07	ONEAL JR., Jermaine	5	8	3	6	2	2	1	4	5	1	15	0	1	0
09	DAVIS-RAY, B.J.	2	4	0	1	0	0	0	3	3	2	4	2	1	0
13	HOLMES, Mitchell	4	6	0	0	0	1	3	4	0	8	0	0	0	0
22	WALLS, Nigel	0	1	0	0	0	0	0	1	1	1	0	1	0	4
31	UTTER, Trey	0	0	0	0	0	0	0	0	0	0	0	0	0	0
33	KALISCHER-STORK, N.	0	0	0	0	0	0	0	0	0	0	0	1	0	0

Totals.....	37	65	12	27	20	26	8	37	45	13	106	27	12	6	10	200
TOTAL FG%	1st Half: 17-35	48.6%	2nd Half:	20-30	66.7%	Game:	56.9%	DEAD								
3-Pt. FG%	1st Half: 7-18	38.9%	2nd Half:	5-9	55.6%	Game:	44.4%	REBS								
F.Throw %	1st Half: 4-6	66.7%	2nd Half:	16-20	80.0%	Game:	76.9%	6								

1st Row %	1st Hall	4th Hall	2nd Hall	10-20	66.6%	Game:	76.9%	0
Officials: Clare Aubry, Tommy Morrissey, Roger Ayers				Technical: UAPB-Scott. SMU-YIGITOGU			Att: 4347	
Ark-Pine Bluff	26	34	60					
SMU	45	61	106					

Points in the paint-UAPB 34,SMU 44. Points off turnovers-UAPB 9,SMU 20. 2nd chance points-UAPB 2,SMU 8. Fast break points-UAPB 9,SMU 12. Bench points-UAPB 11,SMU 31. Score tied-0 times. Lead changed-2 times. Last FG-UAPB 2nd-00:00, SMU 2nd-03:09. Largest lead-UAPB by 1 1st-17:37, SMU by 53 2nd-03:46. UAPB led for 00:15. SMU led for 39:14. Game was tied for 00:13.

DALLAS (AP) -- Jaron Pierre Jr. scored a season-high 23 points, Boopie Miller had 15 points and 10 assists, and SMU beat Arkansas-Pine Bluff 106-60. Corey Washington and Jermaine O'Neal Jr. each added 15 points for SMU and Samet Yigitoglu scored 11. B.J. Edwards finished with 11 points, 9 assists and 3 steals. Trevon Payton led UAPB with 13 points, Jaquan Scott fouled out with 12 points and Milhan Charles scored 10. Edwards hit a three a little more than 2 1/2 minutes into the game that sparked a 24-4 run that made it 27-9 midway through the first half. Pierre hit two 3s and scored 10 points during the run. SMU shot 57% (37-65) from the field, made 12-27 (44%) from 3FG range, and outscored UAPB 20-10 from the FT line.

<b>7</b>	<b>Radford.....</b>	<b>72</b>	<b>SMU Record</b>
	<b>at [-/rv] SMU .....</b>	<b>89</b>	<b>7-0</b>

11/24/25 7:00 pm at Dallas, TX (Moody Coliseum)

## Radford 2-6, 0-0 Big Sout

#1	Player	fg	ft	fta	fta	fta	de	de	pr	to	to	bik	s	min
21	Tyson Brown	1	7	0	1	0	0	4	6	4	2	2	1	2
05	Mari Jordan	0	1	0	0	0	0	0	1	0	0	1	0	0
10	Del Jones	0	11	2	5	4	6	0	2	4	16	3	3	0
11	Dennis Parker, Jr.	6	15	1	4	5	1	3	4	3	18	1	1	3
24	Lukas Walls	0	4	0	4	2	2	0	4	4	1	0	0	0
03	Jaylon Johnson	5	14	4	11	1	2	1	3	4	2	15	2	3
04	Brennan Rigsby	2	7	0	4	1	1	0	4	3	5	3	0	0
06	Louie Jordan	3	8	3	8	0	0	1	2	3	1	9	0	0
07	Frederik Erichsen	1	2	1	2	2	2	1	2	3	2	5	0	1

[illegible]

## SMU 7-0,0-0 ACC

#	Player	f	g	fg	fga	ft	fta	of	de	pf	tp	a	o	bk	s	min	
03	WASHINGTON, Corey			fg <th>fga</th> <th>3</th> <th>7</th> <th>2</th> <th>4</th> <th>7</th> <th>12</th> <th>3</th> <th>21</th> <th>0</th> <th>4</th> <th>3</th> <th>32</th>	fga	3	7	2	4	7	12	3	21	0	4	3	32
04	YIGITOGLU, Samet	2	2	4	0	1	6	4	8	2	4	1	3	3	2	0	25
02	EDWARDS, B.J.	4	13	3	1	0	0	4	3	1	4	1	3	0	2	31	38
24	MILLER, Bobbie	5	9	3	4	12	12	0	1	1	25	10	2	2	0	38	35
05	PIERRE JR., Jaron	5	13	2	6	3	3	2	11	13	1	15	1	1	1	35	35
01	PURYEAR, Chance	0	0	0	0	0	0	0	0	0	1	0	0	2	0	4	4
07	ONEAL JR., Jermaine	2	4	1	3	1	2	0	1	1	0	6	1	2	0	0	0
09	DAVIS-RAY, B.J.	0	2	0	0	0	0	1	1	2	1	0	2	0	0	6	6
13	HOLMES, Mitchell	1	1	0	0	2	2	0	2	2	3	4	0	0	0	0	15
22	WALLS, Nigel	0	0	0	0	0	0	1	1	0	0	1	0	0	0	1	1

[illegible]

Officials: Ryan Sassano, Tony Padilla, Bert Smith      Technicals: Radford-TEAM. SMU-EDWARDS      Alt: 4421  
Radford      38    34    72  
SMU      46    43    89

Points in the paint-RAD 20, SMU 32. Points off turnovers-RAD 19, SMU 16. 2nd chance points-RAD 15, SMU 18.  
Fast break points-RAD 7, SMU 15. Bench points-RAD 34, SMU 10. Score tied-0 times. Lead changed-0 times.  
Last FG-RAD 2nd-00:23. SMU 2nd-00:37. Largest lead-RAD None, SMU by 23 2nd-12:29.  
RAD led for 00:00. SMU led for 39:48. Game was tied for 00:12.

DALLAS — Boopie Miller scored 25 points and distributed 10 assists, Corey Washington and Jaron Pierre Jr. also recorded double-doubles, and SMU beat Radford 89-72 to keep its record perfect. Miller, who only committed two turnovers, made all 12 of his foul shots, Washington scored 21 points and grabbed 12 rebounds and Pierre scored 15 and grabbed 13 rebounds for the Mustangs (7-0). Samet Yigitoglu grabbed 10 rebounds and SMU dominated Radford (2-6) on the boards with a 50-34 advantage. Dennis Parker Jr. scored 18 points, Del Jones 16 and reserve Jaylon Johnson 15 for Radford (2-6). The Mustangs built an 8-0 lead and never trailed. The Highlanders closed to within 15-12 after a 3-pointer by Louie Jordan with 10:45 left before halftime. Up 40-38 with 1:27 before halftime, Jermaine O'Neal Jr. followed Johnson's 3-pointer with one of his own and Pierre converted a three-point play with two seconds left for a 46-38 halftime lead. SMU used the first five minutes to start the second half to create safer space with a 16-5 run for its first 20-plus point lead at 62-41 after two foul shots from Miller. The Mustangs stayed ahead by double digits the rest of the way.

<b>6</b>	<b>Arkansas State .....</b>	<b>69</b>	<b>SMU Record</b>
	<b>at SMU .....</b>	<b>100</b>	<b>6-0</b>

11/21/25 8:00 pm at Dallas, TX (Moody Coliseum)

Arkansas St. 3-3, 0-0 Sun Belt																	
#	Player		fg	ft	3-pt	ft	a	of	re	tot	pf	tp	a	to	blk	s	min
			fg	ft	fga	fta			b								
23	Aly Tounkara	f	1	1	0	0	0	0	4	4	2	2	1	1	0	0	15
22	Jaxon Ellingsworth	f	2	1	4	0	0	1	7	8	2	5	1	1	0	0	27
00	Chandler Jackson	g	2	6	0	2	0	1	2	3	1	4	1	4	0	0	19
02	TJ Caldwell	g	8	16	0	6	4	5	3	1	4	0	20	1	5	0	30
05	Christian Harmon	g	6	9	2	5	2	2	0	2	3	16	0	6	0	1	26
01	Matt Hayman	g	3	9	1	5	0	0	1	2	3	7	1	5	0	0	18
03	Royal Blue Smith	g	3	5	2	4	0	0	1	1	2	2	8	1	5	0	20
10	Chudi Dioramma	g	1	4	0	0	3	7	3	2	5	2	5	0	2	1	0
12	Jalen Hampton	g	0	2	0	1	2	2	4	5	9	1	2	0	1	0	0
21	Fredy-Salam Sylla	g	0	4	0	2	0	0	2	2	4	0	0	0	2	0	0

TOTAL FG%	1st Half: 13-29	44.8%	2nd Half: 13-34	38.2%	Game: 41.3%	DEAD
3-PT. FG%	1st Half: 1-8	12.5%	2nd Half: 5-21	23.8%	Game: 20.7%	REBS
F Throw %	1st Half: 3-5	60.0%	2nd Half: 8-11	72.7%	Game: 68.8%	3

## SMU 6-0,0-0 ACC

#	Player	f	fg	fga	ft	fta	of	de	tot	pf	tp	a	to	blk	s	min
03	WASHINGTON, Corey	f	5	8	2	3	1	4	2	6	1	13	1	0	4	31
24	YIGITOGLU, Samet	f	7	10	0	0	2	2	3	14	1	2	2	0	26	
02	EDWARDS, B.J.	g	9	13	2	6	4	0	3	24	13	2	10	34		
04	MILLER, Bonnie	g	13	22	3	4	0	0	2	17	2	2	0	7	30	
05	PIERRE JR., Jaron	g	6	16	0	6	3	5	0	4	0	15	3	1	0	29
01	PURYEAR, Chance		0	0	0	0	0	0	0	0	0	0	0	0	2	
07	O'NEAL JR., Jermaine		5	9	1	2	0	1	2	3	0	11	1	0	1	19
09	DAVIS-RAY, B.J.		2	3	0	0	0	0	1	0	4	2	0	0	0	11
13	HOLMES, Mitchell		1	3	0	0	0	2	2	3	2	2	1	1	0	14
22	WALLS, Nigel		0	0	0	0	0	0	0	3	0	0	0	0	1	5

TEAM	1	2	3	4	5	6	7	8	9	10	11	12	13	14	15	16	17	18	19	20	21	22	23	24	25	26	27	28	29	30	31	32	33	34	35	36	37	38	39	40	41	42	43	44	45	46	47	48	49	50	51	52	53	54	55	56	57	58	59	60	61	62	63	64	65	66	67	68	69	70	71	72	73	74	75	76	77	78	79	80	81	82	83	84	85	86	87	88	89	90	91	92	93	94	95	96	97	98	99	100	101	102	103	104	105	106	107	108	109	110	111	112	113	114	115	116	117	118	119	120	121	122	123	124	125	126	127	128	129	130	131	132	133	134	135	136	137	138	139	140	141	142	143	144	145	146	147	148	149	150	151	152	153	154	155	156	157	158	159	160	161	162	163	164	165	166	167	168	169	170	171	172	173	174	175	176	177	178	179	180	181	182	183	184	185	186	187	188	189	190	191	192	193	194	195	196	197	198	199	200																																																																																																																																																																																																																																																																																																																																																																																																																																																																																																																																																																																																																																																																																																																																																																																																																																																																																																																																							
Totals.....	41	75	8	23	10	16	12	2	3	4	20	38	30	15	100	29	8	4	26	200																																																																																																																																																																																																																																																																																																																																																																																																																																																																																																																																																																																																																																																																																																																																																																																																																																																																																																																																																																																																																																																																																																																											

Officials: Jeff Pon, Tony Chiazza, Pat Driscoll      Technicals: None.      Attendance: 4502

Arkansas St.	30	39	69
SMU	50	50	100

Points in paint-ASU 36, SMU 50. Points off turnovers-ASU 6, SMU 51. 2nd chance points-ASU 21, SMU 2. Fast break points-ASU 2, SMU 34. Bench points-ASU 22, SMU 17. Score tied-2 times. Lead changed-1 time. Last FG-ASU 2nd-02:01, SMU 2nd-00:09. Largest lead-ASU by 4 1st-18:13, SMU by 31 2nd-00:09. ASU led for 02:32. SMU led for 35:14. Game was tied for 01:54.

DALLAS (AP) — B.J. Edwards scored a triple-double with a team-leading 24 points, 13 assists and 10 steals for SMU in a 100-69 win over Arkansas State. Edwards shot 9 of 13 from the field, and scored 14 of his points in the second half. The Mustangs went on a 10-0 run in a five minute period in the second half to go up 89-63. A 9-0 run in the final two minutes sealed game for SMU. All five starters for SMU scored in the double-digits. Boopie Miller added 17, Jaron Pierre Jr. scored 15, Samet Yigitliglu recorded 14 and Corey Washington 13. Arkansas State was led by TJ Caldwell, who scored 20, and Christian Harmon added 16. The Red Wolves scored the first four points of the game before the Mustangs responded with a 3-pointer by Edwards to come within one. Harmon hit a jumper to go up 6-3 and Washington drained a 3-pointer to tie the game, and a layup from Washington overtook the lead.

<b>8</b>	<b>[-/rv] SMU.....(OT) 87</b>	<b>SMU Record</b>
	<b>at Mississippi State.....81</b>	<b>8-0</b>

11/28/25 6:00 pm at Starkville, MS (Humphrey Coliseum)

## SMU 8-0,0-0 ACC

[illegible]

TEAM	32	72	8	27	15	23	14	36	50	16	87	16	11	4	3	225
Totals.....																
TOTAL FG%	1st Half: 15-35	42.9%	2nd Half:	13-30	43.3%	Game:	44.4%	DEAD								
3-Pt. FG%	1st Half: 5-14	35.7%	2nd Half:	3-11	27.3%	Game:	29.6%	REBS								
F Throw%	1st Half: 4-6	66.7%	2nd Half:	6-9	66.7%	Game:	65.2%	3								

## Mississippi St. 3-4.0-0 SEC

#	Player		fg	a	fg	fga	ft	fta	of	de	tot	pf	tp	a	to	blk	s	min
99	Achor Achor	f	1	4	0	2	3	7	4	8	12	4	5	2	1	1	3	38
05	Quincy Ballard	c	4	8	0	0	4	4	2	8	10	2	12	0	1	1	0	31
12	Ja'Borri McGhee	g	6	12	3	7	2	3	0	0	0	2	17	1	0	0	0	32
10	Jayden Epps	g	8	17	3	6	2	2	0	1	1	3	21	1	0	4	33	
12	Josh Hubbard	g	5	19	1	7	5	5	0	3	3	4	16	2	3	0	1	39
00	Jamarian Davis-Flemi		0	0	0	0	0	0	2	2	4	0	0	0	0	0	0	7
04	Brandon Walker		2	3	0	0	0	0	2	2	1	4	0	0	0	0	0	6
05	Shawn Jones Jr.		1	5	1	5	3	4	1	6	7	2	6	2	1	0	0	33
14	Amier Ali		0	2	0	1	0	0	0	1	1	1	0	1	0	0	1	6

TEAM	2										2									
Totals.....	27	70	8	28	19	25	9	31	40	23	81	11	7	2	9	225				
TOTAL FG%	1st Half: 17-34					50.0%	2nd Half: 8-30					26.7%	Game: 38.6%					DEAD		
3-PT. FG%	1st Half: 4-14					28.6%	2nd Half: 3-10					30.0%	Game: 28.6%					REBS		
5 Throw %	1st Half: 5-6					93.2%	2nd Half: 12-16					75.0%	Game: 76.0%					4		

F Tirnrow 5-6 83.3% 2nd Half: 12-18 75.0% Game: 76.0% 4  
 Officials: Jermel Spearman, Chuck Jones, Courtney Green Technicals: None Attendance: 7810  
 SMU 39 35 13 87  
 Mississippi St. 43 31 7 81  
 Points in paint-SMU 34, MSST 36. Points off turnovers-SMU 9, MSST 10. 2nd chance points-SMU 22, MSST 11.  
 Fast break pts-SMU 11, MSST 16. Bench pts-SMU 12, MSST 10. Score tied-10 times. Lead changed-4 times.  
 Last FG-SMU OT-00:50, MSST OT-00:42. Largest lead-SMU by 6 1st-15:29, MSST by 9 2nd-08:55.  
 SMU led for 14:57. MSST led for 23:06. Game was tied for 06:22.

STARKVILLE, Miss. (AP) -- Boopie Miller had six of his 28 points in overtime, Jaron Pierre Jr. scored 24 and SMU beat Mississippi State 87-81. Pierre had a 3-point play and Miller made two free throws to tie it 72-all with 53 seconds left in regulation. Quincy Ballard dunked for the Bulldogs, but Miller hit a jumper to force OT. Miller hit a jumper to begin OT and connected again to put SMU up 78-76 as SMU stayed in front the final 2:55. Miller made 9-19 shots with five 3-pointers for SMU. He was 5-5 at the free-throw line and grabbed nine rebounds. Pierre made 11-21 shots. Corey Washington totaled 12 points and 10 rebounds. Samet Yigitoglu had a game-high 13 boards. Jayden Epps scored 21 points to lead MSU. Ja'Borri McGhee added 17 points and Josh Hubbard scored 16. Ballard finished with 12 points and 10 rebounds. Achor Achor had 12 boards. Epps sank three 3-pointers and scored 15 points to help MSU take a 43-39 lead into halftime. Hubbard was fouled on a three and made all 3 free throws to give MSU its largest lead at 61-52 with nine minutes left to play. Miller answered with a 4-point play and a three to ignite the SMU rally.



**SMU Record**  
**8-1**

VS [1V/1V] LSO .....69 9-2

**SMU Record**  
**9-1**

12	Central Intelligence Agency	99	10-2
----	-----------------------------	----	------

NEW ORLEANS (AP) — Jarque Sutton had 23 points and 12 rebounds, Max Mackinnon hit six 3-pointers and scored 22, and LSU beat SMU 89-77 at the Compete 4 Cause Classic at the Smoothie King Center. Sutton made 8 of 15 shots with a 3-pointer and all six of his free throws in posting his fifth double-double of the season for the Tigers (9-1). Dedan Thomas Jr. had 16 points and a career-high 12 assists and Pablo Tamba totaled 14 points and 10 rebounds. Mackinnon missed just one of his nine shots, going 6 for 7 from beyond the arc. Boopie Miller, Jaron Pierre Jr. and reserve Jaden Toombs each had 16 points for the Mustangs (9-2). Freshman Samet Yigitoglu totaled 10 points and 10 rebounds. Sutton shot 5 for 9 from the floor and made all six of his free throws, scoring 16 to help LSU take a 47-44 lead into halftime. Mackinnon hit a 3-pointer and a jumper in a 7-0 run to begin the second half as LSU upped its lead to 10 and maintained a three-possession lead over the final 16 minutes.

**SMU Record**  
**11-2**

TEAM	5										5									
Totals.....	20	62	8	32	15	22	16	20	36	13	63	14	19	4	7	200				
TOTAL FG%	1st Half: 7-31	22.6%				2nd Half:	13-31				41.9%				Game:	32.3%		DEAD		
3-PL FG%	1st Half: 3-7	17.6%				2nd Half:	5-15				33.3%				Game:	25.0%		REBS		
F Throw %	1st Half: 4-4	50.0%				2nd Half:	13-18				72.2%				Game:	68.2%		4		

	TOTAL FG%	1st Half: 19-36	52.8%	2nd Half:	22-41	53.7%	Game:	53.2%	DEAD
	3-Pt FG %	1st Half: 7-16	43.8%	2nd Half:	7-15	46.7%	Game:	45.2%	REBS
	F Throw %	1st Half: 6-6	100%	2nd Half:	8-13	61.5%	Game:	73.7%	1

Points in the paint-CSF 14,SMU 46. Points off turnovers-CSF 8,SMU 29. 2nd chance points-CSF 11,SMU 17. Fast break points-CSF 2,SMU 20. Bench points-CSF 24,SMU 38. Score tied-0 times. Lead changed-0 times. Last FG-CSF 2nd-00:30, SMU 2nd-01:28. Largest lead-CSF None, SMU by 49 2nd-01:28. CSF led for 00:00. SMU led for 39:45. Game was tied for 00:15.

**SMU Record**  
12-3 1-1 ACC

TEAM	2 1 3 1														
Totals.....	19	51	6	17	26	29	12	25	37	70	10	13	2	5	200
TOTAL FG%	1st Half: 8-24	33.3%	2nd Half:	11-27	40.7%	Game:	37.3%	DEAD							
3-PT FG%	1st Half: 1-6	16.7%	2nd Half:	5-11	45.5%	Game:	35.3%	REBS							
5-THROW %	1st Half: 9-9	100%	2nd Half:	19-21	95.2%	Game:	90.7%								

TEAMS.....	24	56	9	31	17	24	11	22	33	20	74	13	9	1	6	200
TOTAL FG%	1st Half: 12-29	41.4%	2nd Half: 12-27	44.4%	Game: 42.9%	DEAD										
3-PT FG%	1st Half: 4-17	23.5%	2nd Half: 5-14	35.7%	Game: 29.0%	REBS										
F Throw %	1st Half: 6-9	66.7%	2nd Half: 11-15	73.3%	Game: 70.8%	3										

Pts in paint-SMU 22,CLEM 30. Points off turnovers-SMU 10,CLEM 10. 2nd chance points-SMU 15,CLEM 11. Fast break points-SMU 4,CLEM 8. Bench points-SMU 9,CLEM 27. Score tied-1 time. Lead changed-0 times. Last FG-SMU 2nd-00:00, CLEM 2nd-02:18. Largest lead-SMU None, CLEM by 15 2nd-07:05. SMU led for 00:00. CLEM led for 38:32. Game was tied for 01:17.

**SMU Record**  
**12-2, 1-0 ACC**

TOTAL FG%	1st Half: 16-34	47.1%	2nd Half: 13-26	50.0%	Game: 48.3%	DEAD
3-PT. FG%	1st Half: 6-12	50.0%	2nd Half: 6-16	37.5%	Game: 42.9%	REBS
FT %	1st Half: 1-2	50.0%	2nd Half: 12-17	70.6%	Game: 68.4%	5

Points in the paint-UNC 28,SMU 36. Points off turnovers-UNC 9,SMU 13. 2nd chance points-UNC 6,SMU 6.  
Fast break points-UNC 11,SMU 15. Bench points-UNC 23,SMU 15. Score tied-6 times. Lead changed-10 times.  
Last FG-UNC 2nd-00:48, SMU 2nd-00:57. Largest lead-UNC by 2 1st-18:00, SMU by 16 2nd-02:40.

**SMU Record**  
**12-4 1-2 ACC**

TOTAL FG%	1st Half: 15-26	57.7%	2nd Half:	15-27	55.6%	Game:	56.6%	DEAD
3-PT FG%	1st Half: 4-7	57.1%	2nd Half:	3-7	42.9%	Game:	50.0%	REBDS
F Throw %	1st Half: 1-1	100%	2nd Half:	7-8	87.5%	Game:	88.9%	1

Duke 15-14-0 ACC	tot-fg	3-pt	rebounds
#1 - Dwyane	f-g	f-g	a-f

3-PL FG %	1st Half: 3-14	33.7%	2nd Half:	0-12	50.0%	Game:	42.3%	REBS
FTH %	1st Half: 10-12	83.3%	2nd Half:	11-15	73.3%	Game:	77.8%	2
Officials: Brian O'Connell, Tommy Morrissey, Roger Ayers				Technical: None.		Attendance: 9313		
SMU	35	40	75					
Duke	41	41	82					

17 Virginia Tech.....76 at [rv/rv] SMU.....77 SMU Record 13-4, 2-2 ACC

01/14/26 8:00 pm at Dallas, TX (Moody Coliseum)

Virginia Tech 13-5,2-3 ACC

#	Player	f	fg	fga	f	fga	ft	fta	of	de	tot	pf	tp	a	to	blk	s	min
13	Amani Hansberry	f	2	8	0	1	2	5	4	4	8	4	6	0	3	0	1	29
32	Christian Gurdak	c	9	18	0	0	2	2	4	0	7	3	22	1	1	0	2	16
00	Jailen Bedford	g	9	17	3	8	1	2	3	4	7	1	1	0	1	0	1	29
03	Sam Hammond	g	5	10	1	3	0	2	0	2	2	1	1	5	2	1	0	34
17	Neeklis Avdalas	g	4	12	0	7	2	2	0	0	0	1	10	7	1	0	2	36
01	Tobi Lawal	g	3	5	1	3	3	5	1	7	8	0	10	0	1	2	0	24
02	Jaden Schutt	g	5	7	4	6	1	1	0	3	3	2	15	0	0	0	1	21
77	Antonio Dom	0	1	0	0	0	0	1	2	3	4	0	1	0	1	0	0	11
TEAM																		

Totals.....	28	61	9	28	11	18	12	24	36	16	76	15	10	2	9	200
TOTAL FG%	1st Half: 13-31	41.9%	2nd Half: 15-30	50.0%	Game: 45.9%	DEAD										
3-Pt. FG%	1st Half: 4-14	28.6%	2nd Half: 5-14	35.7%	Game: 32.1%	REBS										
F Throw %	1st Half: 8-11	72.7%	2nd Half: 3-7	42.9%	Game: 61.1%	1										

SMU 13-4,2-2 ACC

#	Player	f	fg	fga	fg	fga	ft	fta	of	de	tot	pf	tp	a	to	blk	s	min
03	WASHINGTON, Corey	f	2	9	0	1	4	5	1	4	5	4	8	0	1	0	0	25
24	YIGITOGU, Samet	c	2	9	0	0	0	1	1	2	3	2	14	1	4	2	0	33
00	EDWARDS, B.J.	g	2	7	0	0	0	0	1	2	3	2	4	4	1	0	2	33
02	MILLER, Boopie	g	6	15	1	6	11	16	1	3	4	3	24	6	3	1	0	36
05	PIERRE JR., Jaron	g	5	9	2	3	1	1	2	7	9	13	1	3	0	0	36	
07	ONEAL JR., Jermaine	g	1	4	0	1	0	0	2	2	2	2	1	0	2	1	12	
09	DAVIS-RAY, B.J.	g	0	0	0	0	0	0	0	0	0	0	0	0	0	0	0	3
10	TOOMBS, Jaden	g	6	12	0	3	0	0	4	6	10	1	12	1	0	1	0	28
TEAM																		

Totals.....	29	60	3	15	16	23	11	27	38	15	77	14	11	5	5	200
TOTAL FG%	1st Half: 16-33	48.5%	2nd Half: 13-27	48.1%	Game: 48.3%	DEAD										
3-Pt. FG%	1st Half: 1-7	14.3%	2nd Half: 2-8	25.0%	Game: 20.0%	REBS										
F Throw %	1st Half: 6-8	75.0%	2nd Half: 10-15	66.7%	Game: 69.6%	3										

Officials: Byron Jarrett,Eric Lewis,Pat Driscoll Technicals: None. Attendance: 5048

Points in the paint-VT 32,SMU 34. Points off turnovers-VT 13,SMU 12. 2nd chance points-VT 12,SMU 8.

Fast break points-VT 12,SMU 4. Bench points-VT 25,SMU 14. Score tied-6 times. Lead changed-10 times.

Last FG-VT 2nd-00:29, SMU 2nd-00:00. Largest lead-VT by 8 2nd-14:24, SMU by 9 1st-10:29.

VT led for 20:12. SMU led for 16:59. Game was tied for 02:31.

DALLAS (AP) -- Boopie Miller's half-court heave as time expired pushed SMU past Virginia Tech 77-76 in a thriller. Miller scored 24 points, 19 in the second half, and dished out six assists for the Mustangs. Jaron Pierre Jr. grabbed a rebound with 1.7 seconds remaining after a missed free-throw, and each team called a timeout before the inbound play. B.J. Edwards found a streaking Miller, who took two dribbles and made the shot from half court. The winner was Miller's first made 3-pointer of the night after missing his first five attempts. Miller was 6 of 15 from the field and 11 of 16 from the free-throw line. SMU played from behind for all but 1:13 of the second half, but held the deficit to single-digits. Samet Yigitoglu scored 14 points and Pierre Jr. tallied 13 points and nine rebounds for the Mustangs, who snapped a two-game skid. Jaden Toombs had 12 points and 10 rebounds. Jailen Bedford led the Hokies with 22 points, and Jaden Schutt added 15. Missed free-throws doomed Virginia Tech down the stretch, managing just 61% from the foul line overall and 43% in the second half. SMU converted on 70% of their free-throw attempts (67% in the second half).

19 [rv/rv] SMU.....91 at Wake Forest.....79 SMU Record 14-5, 3-3 ACC

01/20/26 9:00 pm at Winston-Salem, NC (Lawrence Joel Veterans Memorial Coliseum)

SMU 14-5,3-3 ACC

#	Player	f	fg	fga	f	fg	ft	fta	of	de	tot	pf	tp	a	to	blk	s	min
03	WASHINGTON, Corey	f	2	5	2	3	0	0	0	0	0	4	8	1	3	0	0	14
24	YIGITOGU, Samet	c	2	5	0	2	2	2	3	5	3	6	4	0	1	0	0	29
00	EDWARDS, B.J.	g	8	13	3	5	7	4	4	8	1	24	7	6	1	6	31	
02	MILLER, Boopie	g	4	7	1	3	3	3	0	4	4	2	12	6	4	0	0	30
05	PIERRE JR., Jaron	g	5	12	3	6	0	0	3	3	1	13	0	0	0	0	1	33
01	PURYEAR, Chance	g	2	4	1	0	0	0	1	0	1	0	0	0	0	0	0	11
04	WALTERS, Sam	g	2	4	2	4	0	0	1	1	1	6	0	0	0	0	0	11
07	ONEAL JR., Jermaine	g	3	6	1	2	0	0	1	3	4	7	7	0	0	2	0	15
09	DAVIS-RAY, B.J.	g	1	1	1	1	0	0	0	0	0	2	3	0	0	0	0	8
10	TOOMBS, Jaden	g	3	8	1	3	3	6	1	8	9	2	10	4	1	1	1	21
13	HOLMES, Mitchell	g	1	1	0	0	0	0	0	0	0	1	2	0	0	0	0	3
22	WALLS, Nigel	g	0	1	0	1	0	0	0	0	0	0	0	0	0	0	0	3
TEAM																		

Totals.....	32	64	14	28	13	18	11	29	40	17	91	23	14	5	8	200
TOTAL FG%	1st Half: 16-31	51.6%	2nd Half: 16-33	48.5%	Game: 50.0%	DEAD										
3-Pt. FG%	1st Half: 8-14	57.1%	2nd Half: 6-14	42.9%	Game: 50.0%	REBS										
F Throw %	1st Half: 5-7	71.4%	2nd Half: 8-11	72.7%	Game: 72.2%	4										

Wake Forest 11-8,2-4 ACC

#	Player	fg	fga	fg	fga	ft	fta	of	de	tot	pf	tp	a	to	blk	s	min
02	Juke Harris	f	10	17	5	7	2	5	1	5	6	1	27	3	0	2	38
13	Cooper Schwiager	f	2	3	0	1	0	0	2	0	2	2	4	1	3	0	24
25	TreVon Spillers	f	6	11	1	2	6	6	1	3	4	1	19	2	1	2	35
01	Nate Calmese	g	1	5	1	4	1	3	0	4	4	2	4	6	3	0	26
02	Myles Colvin	g	6	12	3	8	2	2	1	2	3	4	17	1	3	1	26
00	Omaha Blifew	g	1	6	0	4	2	1	1	2	3	4	0	0	0	1	26
07	Isaac Carr	g	0	1	0	0	0	0	0	0	1	0	1	0	0	0	3
08	Mekhi Mason	g	0	3	0	1	0	0	0	1	1	1	0	2	0	0	12
10	Sebastian Atkins	g	2	4	0	2	0	0	0	1	1	2	4	1	0	1	11
23	Jaylen Cross	g	0	2	0	1	0	0	0	1	1	0	0	0	0	0	4
TEAM																	

Totals.....	28	64	10	30	13	18	8	20	28	17	79	20	11	5	9	200
TOTAL FG%	1st Half: 14-34	41.2%	2nd Half: 14-30	46.7%	Game: 43.8%	DEAD										
3-Pt. FG%	1st Half: 3-16	18.8%	2nd Half: 7-14	50.0%	Game: 33.3%	REBS										
F Throw %	1st Half: 5-8	62.5%	2nd Half: 8-10	80.0%	Game: 72.2%	4,2										

Officials: Brian O'Connell,John Gaffney,Lee Cassell Technicals: SMU-WASHINGTON Attendance: 7579

SMU 45 46 91

Wake Forest 36 43 79

Points in the paint-SMU 24,WF 32. Points off turnovers-SMU 14,WF 16. 2nd chance points-SMU 12,WF 8.

Fast break points-SMU 5,WF 10. Bench points-SMU 28,WF 8. Score tied-3 times. Lead changed-5 times.

Last FG-SMU 2nd-02:42, WF 2nd-00:06. Largest lead-SMU by 22 2nd-03:33, WF by 3 1st-19:10.

SMU led for 35:24. WF led for 02:17. Game was tied for 02:19.

WINSTON-SALEM, N.C. (AP) -- B.J. Edwards scored 24 points, and SMU took the lead for good midway through the first half and cruised past Wake Forest 91-79. Edwards shot 8 of 13 from the floor and finished with eight rebounds, seven assists and six steals. Jaron Pierre Jr. added 13 points for SMU. Boopie Miller added 12 points and six assists for SMU. Jaden Toombs had 10 points and nine rebounds. SMU built a 9-point halftime lead and led 47-36 in the second half. Wake Forest answered with a 10-3 run to pull to 50-46 with 16:45 remaining but the Demon Deacons didn't get closer. Pierre's 3-pointer made it 89-67 with 3:33 to play. Jake Harris made five threes and finished with 27 points on 10-of-17 shooting to lead Wake Forest. TreVon Spillers scored 19 points and Myles Colvin added 17. Edwards scored 17 points in the first half. Harris scored 11 first-half points for Wake Forest, which had its last lead, 20-18, with 10:48 remaining in the half.

18 [16/16] Virginia .....72 at [rv/rv] SMU.....68 SMU Record 13-5, 2-3 ACC

01/17/26 11:00 am at Dallas, TX (Moody Coliseum)

Virginia 16-2,5-1 ACC

#	Player	f	fg	fga	fg	fga	ft	fta	of	de	tot	pf	a	3	blk	s	min
28	Thijs De Ridder	f	5	12	1	2	6	6	2	2	6	1	17	0	3	0	28
17	Johann GrA/nloh	c	7	5	0	2	0	4	1	6	7	2	2	0	1	0	23
01	Malik Thomas	g	7	14	6	10	3	4	4	7	11	23	1	0	0	1	32
05	Sam Lewis	g	2	6	0	1	0	0	1	1	2	3	4	1	1	1	31
30	Dallin Hall	g	0	8	0	8	0	0	1	1	2	3	0	9	1	1	31
02	Chance Mallory	g	1	3	0	1	2	1	2	3	3	3	4	1	0	2	23
06	Jacari White	g	1	1	1	1	0	0	3	3	2	3	1	4	0	0	8
11	Devin Tillis	g	4	6	3	5	0	0	0	0	0	0	11	1	0	0	15

Totals.....	25	60	12	31	10	12	16	24	40	15	72	18	11	3	5	200
TOTAL FG%	1st Half: 15-33	45.5%	2nd Half: 10-27	37.0%	Game: 41.7%	DEAD										
3-Pt. FG%	1st Half: 8-17	47.1%	2nd Half: 4-14	28.6%	Game: 38.7%	REBS										
F Throw %	1st Half: 2-2	100%	2nd Half: 8-10	80.0%	Game: 83.3%	1										

SMU 13-5,2-3 ACC

SMU 13-52-3 ACC																			
##	Player	tot-fg			3-pt			rebounds			ft			a			s		min
03	WASHINGTON, Corey	f	fg	fg	fg	fg	ft	ft	a	of	de	tot	pf	tp	a	to	blk	s	min
24	YIGITGLU, Samet	c	3	1	0	0	2	3	2	5	4	4	0	1	1	0	0	27	
00	EDWARDS, B.J.	f	3	1	0	0	4	5	3	2	5	2	10	5	1	1	3	1	26
02	MILLER, Bopie	c	4	1	0	0	3	6	3	6	13	15	1	0	0	0	2	35	
05	PIERRE JR, Jaron	g	7	12	0	3	4	5	1	1	3	16	2	1	1	0	0	32	
04	WALTERS, Sam	g	0	0	0	0	0	0	0	1	1	0	0	0	1	0	0	5	
07	O'NEAL JR., Jermaine	g	2	3	0	0	0	0	0	2	2	0	4	0	0	0	0	11	

21

[rv/rv] SMU .....74  
at [20/20] Louisville .....88

SMU Record  
15-6, 4-4 ACC

01/31/26 2:00 pm at Louisville, KY (KFC Yum! Center)

SMU 15-6,4-4 ACC

#	Player	f	g	fga	fg	fta	ft	r	rebounds		pf	tp	a	to	blk	s	min
									of	de							
03	WASHINGTON, Corey	f	5	10	3	8	0	0	2	2	4	3	13	0	0	2	30
24	YIGITOGU, Samet	c	7	8	0	1	0	2	6	2	8	4	14	0	6	1	26
00	EDWARDS, B.J.	g	5	11	1	3	2	2	0	8	2	2	0	2	0	3	36
02	MILLER, Boopie	g	8	14	2	4	2	2	0	2	2	2	20	4	4	0	38
05	PIERRE JR., Jaron	g	3	11	1	4	2	0	1	4	5	2	3	3	0	2	32
04	WALTERS, Sam		1	3	1	3	0	0	0	2	2	0	0	0	0	0	8
07	ONEAL JR., Jermaine		0	1	0	3	0	0	0	2	2	0	0	0	0	0	11
09	DAVIS-RAY, B.J.		0	0	0	0	0	0	0	1	1	0	0	0	0	0	3
10	TOOMBS, Jaden		1	4	0	1	0	0	0	3	3	1	2	0	2	1	12
13	HOLMES, Mitchell		0	0	0	0	0	0	0	3	1	0	0	0	0	0	4
TEAM																	
Totals.....			30	62	8	25	6	9	9	25	34	20	74	7	16	2	200
TOTAL FG%		1st Half: 19-32	59.4%	2nd Half: 11-30	36.7%	Game: 48.4%	DEAD										
3-PT. FG%		1st Half: 5-13	38.5%	2nd Half: 3-12	25.0%	Game: 32.0%	REBS										
F Throw %		1st Half: 4-5	80.0%	2nd Half: 2-4	50.0%	Game: 66.7%	0.2										

Louisville 15-6,5-4 ACC

#	Player	f	g	fga	fg	fta	ft	r	rebounds		pf	tp	a	to	blk	s	min
									of	de							
03	Sananda Fru	f	1	3	0	0	1	2	0	3	3	1	10	1	0	2	17
01	J'Vonne Hadley	g	4	15	1	11	3	3	1	4	5	3	12	3	0	2	25
03	Ryan Conwell	g	5	10	4	9	0	0	0	3	3	0	14	1	1	0	24
10	Isaac McKneely	g	1	2	0	0	0	0	0	1	1	3	2	0	1	0	11
14	Adrian Wooley	g	1	2	0	0	0	0	0	3	3	0	2	4	5	0	1
00	Mikel Brown Jr.	g	4	14	0	1	4	5	2	8	10	0	12	2	1	0	21
09	Khani Rooths	g	4	5	0	0	3	4	3	0	3	0	7	4	0	0	12
11	Kobe Rodgers	g	2	2	0	0	3	4	0	0	0	4	8	2	1	1	14
15	Aly Khalifa	g	3	4	2	3	0	0	2	1	3	2	0	1	1	0	8
53	Vangelis Zougris		0	0	0	0	0	0	2	1	3	2	0	1	1	0	8
TEAM																	
Totals.....			31	63	10	35	16	23	9	26	35	14	88	20	11	3	200
TOTAL FG%		1st Half: 17-36	47.2%	2nd Half: 14-27	51.9%	Game: 49.2%	DEAD										
3-PT. FG%		1st Half: 4-19	21.1%	2nd Half: 6-16	37.5%	Game: 28.6%	REBS										
F Throw %		1st Half: 6-7	85.7%	2nd Half: 10-16	62.5%	Game: 69.6%	3										

Officials: Eric Lewis,Matt Potter,Bert Smith Technicals: None.

SMU 47 27 74 Attendance: 14847

Louisville 44 44 88

Points in the paint-SMU 32,LOU 42. Points off turnovers-SMU 13,LOU 18. 2nd chance points-SMU 10,LOU 8. Fast break points-SMU 2,LOU 7. Bench points-SMU 5,LOU 47. Score tied-3 times. Lead changed-5 times. Last FG-SMU 2nd-01:42, LOU 2nd-01:42. Largest lead-SMU by 12 1st-14:34, LOU by 17 2nd-01:42. SMU led for 22:07. LOU led for 14:14. Game was tied for 03:39.

LOUISVILLE, Ky. (AP) -- Mikel Brown Jr. scored 20 points, Isaac McKneely added 14 and No. 20 Louisville used a 10-0 second-half run to rally past SMU 88-74. The Cardinals overcame a 47-44 half-time deficit to take their first lead at 55-53 on Kobe Rodgers' transition layup with 14:37 remaining. SMU eventually went ahead 62-61, but Aly Khalifa (8 points) scored five during their pivotal spurt and Louisville steadily stretched the lead. Mustangs guard Boopie Miller had 20 points. Louisville won behind 52% shooting after halftime and 49% overall. Brown made 7 of 14 from the field with three 3-pointers. The guard also had three rebounds and four assists. McKneely made 5 of 10 with four 3s, Khani Rooths and Ryan Conwell added 12 points and J'Vonne Hadley had 10. SMU made 4 of its first 5 3s and 5 of 9 shots overall for a 14-4 lead and 47-44 advantage at the break behind 59% shooting. Louisville overcame a 4-of-12 shooting start to close the first half 13 of 24.

23

SMU .....86  
at Pitt .....67

SMU Record  
16-7, 5-5 ACC

02/07/26 2:00 pm at Pittsburgh, PA (Petersen Events Center)

SMU 16-7,5-5 ACC

#	Player	f	g	fga	fg	fta	ft	r	rebounds		pf	tp	a	to	blk	s	min
									of	de							
03	WASHINGTON, Corey	f	2	5	2	5	2	4	1	3	4	1	8	1	0	1	26
24	YIGITOGU, Samet	c	2	5	1	0	1	2	5	3	8	2	15	2	1	0	21
00	EDWARDS, B.J.	g	2	5	1	2	0	0	0	4	4	1	9	2	0	1	28
02	MILLER, Boopie	g	7	11	2	3	4	5	0	4	1	2	20	9	0	3	33
05	PIERRE JR., Jaron	g	8	11	3	6	2	2	0	5	5	0	21	2	5	0	1
01	PURYEAR, Chance		0	0	0	0	0	0	0	0	0	1	2	0	0	0	32
04	WALTERS, Sam		1	4	0	3	0	0	0	0	0	1	2	0	0	0	11
07	ONEAL JR., Jermaine		0	1	0	0	0	0	0	1	5	2	0	0	0	0	14
09	DAVIS-RAY, B.J.		1	3	1	2	2	2	0	0	0	3	5	0	0	1	11
10	TOOMBS, Jaden		4	6	0	2	2	0	0	4	4	3	10	0	1	1	19
13	HOLMES, Mitchell		0	0	0	0	0	0	0	0	0	0	0	0	0	0	2
22	WALLS, Nigel		0	0	0	0	0	0	0	0	0	0	0	0	0	0	1
TEAM									1	2	3						
Totals.....			32	56	9	21	13	17	8	26	34	15	86	20	9	2	200
TOTAL FG%		1st Half: 13-29	44.8%	2nd Half: 19-27	70.4%	Game: 57.1%	DEAD										
3-PT. FG%		1st Half: 3-11	27.3%	2nd Half: 6-10	60.0%	Game: 42.9%	REBS										
F Throw %		1st Half: 5-7	71.4%	2nd Half: 8-10	80.0%	Game: 76.5%	0										

Pittsburgh 9-15,2-9 ACC

#	Player	f	g	fga	fg	fta	ft	r	rebounds		pf	tp	a	to	blk	s	min
									of	de							
02	Cameron Corhen	f	6	9	1	4	0	2	4	1	2	3	15	1	1	3	30
13	Roman Sulepa	f	3	9	1	4	0	0	2	4	6	3	7	2	0	2	33
07	Damarco Minor	g	2	8	1	6	4	4	0	5	5	3	9	5	2	0	32
08	Omari Witherspoon	g	3	11	2	6	0	2	2	2	4	3	8	4	3	1	35
22	Barry Dunning Jr.	g	4	14	2	6	0	2	4	3	7	2	12	1	0	0	26
12	Kieran Mullen		1	1	0	0	2	2	1	1	2	0	4	0	2	1	0
21	Macari Moore		0	0	0	0	2	2	0	0	0	2	0	0	0	0	3
25	Nojus Indrusatis		3	8	2	6	2	2	0	2	2	1	10	2	0	0	29
TEAM									5	1	6						
Totals.....			22	61	8	33	15	19	15	20	35	15	67	15	12	2	200
TOTAL FG%		1st Half: 10-28	35.7%	2nd Half: 12-33	36.4%	Game: 36.1%	DEAD										
3-PT. FG%		1st Half: 5-18	27.8%	2nd Half: 3-15	20.0%	Game: 24.2%	REBS										
F Throw %		1st Half: 7-10	70.0%	2nd Half: 8-9	88.9%	Game: 78.9%	2										

Officials: Jemel Spearman,Sean Hull,Tommy Morrisey Technicals: None. A

SMU 34 32 66

Pittsburgh 32 35 67

Points in the paint-SMU 44,PITT 26. Points off turnovers-SMU 13,PITT 10. 2nd chance points-SMU 8,PITT 13. Fast break points-SMU 25,PITT 9. Bench points-SMU 17,PITT 16. Score tied-5 times. Lead changed-9 times. Last FG-SMU 2nd-01:04, PITT 2nd-00:27. Largest lead-SMU by 24 2nd-03:14, PITT by 6 1st-10:17. SMU led for 26:19. PITT led for 10:33. Game was tied for 02:57.

PITTSBURGH -- Jaron Pierre Jr. and Boopie Miller combined to score 41 points as SMU rolled 86-67 past Pittsburgh on Saturday. Pierre Jr. scored 21 on 8 of 11 shooting with five rebounds for the Mustangs (16-7, 5-5 Atlantic Coast Conference). Miller had 20 to go with nine assists and three steals. Samet Yigitoglu scored 15 to go with eight rebounds. SMU, which leads the ACC in scoring offense (86.5 points per game entering the contest), shot 57% from the field (32 of 56) and 43% from behind the arc (9 of 21). The Panthers (9-15, 2-9) shot just 36% and 24% from deep. The Mustangs held a slim, 34-32 lead at halftime, but opened the second half on a 24-9 run, building their lead to as much as 24. Pierre had 14 in the second half, making all five of attempts, while Miller had 11. The Mustangs also held a 44-26 advantage on points in the paint, and a 25-9 edge on fast break points. The Panthers were led by Cameron Corhen's 15 points. Barry Dunning Jr. added 12 points and seven rebounds.

22

[rv/rv] NC State .....84  
at SMU .....83

SMU Record  
15-7, 4-5 ACC

02/03/26 8:00 pm at Dallas, TX (Moody Coliseum)

NC State 17-6,8-2 ACC

#	Player	f	g	fga	fg	fta	ft	r	of	de	tot	pf	tp	a	to	blk	s	min
01	Darrion Williams	f	8	18	6	12	3	4	1	2	3	1	25	0	3	0	34	
22	Ven-Allen Lubin	f	4	7	0	1	3	8	1	6	7	3	11	0	0	2	27	
02	Paul McNeill, Jr.	g	3	8	3	7	0	0	0	1	1	3	9	0	0	1	18	
05	Tre Holloman	g	4	9	3	7	0	0	0	2	2	1	11	3	2	1	31	
11	Quadir Copeland	g	1	4	1	1	4	6	3	7	10	3	7	16	0	0	1	
03	Matt Able		5	9	2	6	1	0	0	1	1	1	13	0	0	2	22	
12	Scottie Ebube		0	0	0	0	0	0	0	0	0	1	0	0	0	0	1	
13	Musa Sagnia		1	1	0	0	0	0	1	2	0	2	0	0	0	0	1	
21	Terrance Arceneaux		2	5	1	2	1	1	0	4	4	0	6	0	0	0	1	
	TEAM								2	2	4						22	



The Last Time...	SMU Opponent	Date	Result	Opp Opponent	Date	Result
Scored 115 pts	117 at Miami	1/18/2025	W, 117-74			
Scored 110 pts	<b>110 Cal State Fullerton</b>	<b>12/28/2025</b>	<b>W, 110-63</b>	105 at Texas Tech	12/1/2004	L, 105-67
Scored 105 pts	<b>110 Cal State Fullerton</b>	<b>12/28/2025</b>	<b>W, 110-63</b>	101 at [-rv] Indiana State	3/20/2024	L, 101-92
Scored 100 pts	<b>110 Cal State Fullerton</b>	<b>12/28/2025</b>	<b>W, 110-63</b>	98 [25/rv] Louisville	1/21/2025	L, 98-73
Scored 95 pts	<b>97 [12/12] North Carolina</b>	<b>1/3/2026</b>	<b>W, 97-83</b>	<b>92 Murray State</b>	<b>11/11/2025</b>	<b>W, 102-91</b>
Scored 90 pts	<b>91 at Wake Forest</b>	<b>1/20/2026</b>	<b>W, 91-79</b>	50 Lamar	11/27/2022	W, 75-50
Scored 50 pts or less	48 at [6/6] Houston	1/31/2021	L, 70-48	47 Evansville	11/19/2022	W, 55-47
Scored 49 pts or less	48 at [6/6] Houston	1/31/2021	L, 70-48	39 USF	12/31/2017	W, 79-39
Scored 44 pts or less	37 at UCF	2/17/2018	L, 52-37	39 USF	12/31/2017	W, 79-39
Scored 43 pts or less	37 at UCF	2/17/2018	L, 52-37	39 USF	12/31/2017	W, 79-39
Scored 40 pts or less	37 at UCF	2/17/2018	L, 52-37	38 Alabama State	12/22/2010	W, 49-38
Scored 38 pts or less	37 at UCF	2/17/2018	L, 52-37	32 Wayland Baptist	11/24/2010	W, 65-32
Scored 35 pts or less	28 UAB	2/15/2012	L, 47-28	53 Centryary	11/17/2007	L, 93-76
Scored 53 pts or more (1st half)	60 (60-26) at Miami	1/18/2025	W, 117-74	51 (51-34) at Cincinnati	3/5/2023	L, 97-74
Scored 51 pts or more (1st half)	60 (60-26) at Miami	1/18/2025	W, 117-74	50 (50-27) [25/rv] Louisville	1/21/2025	L, 98-73
Scored 50 pts or more (1st half)	<b>51 (51-19) Cal State Fullerton</b>	<b>12/28/2025</b>	<b>W, 110-63</b>	63 (63-55) Tulane	1/11/2023	L, 97-88
Scored 62 pts or more (2nd half)	62 (62-31) Hampton	12/17/2015	W, 105-72	61 (61-43) at [-rv] Indiana State	3/20/2024	L, 101-92
Scored 60 pts or more (2nd half)	<b>61 (61-34) UAPB</b>	<b>11/18/2025</b>	<b>W, 106-60</b>	61 (61-43) at [-rv] Indiana State	3/20/2024	L, 101-92
Scored 59 pts or more (2nd half)	<b>59 (59-44) Cal State Fullerton</b>	<b>12/28/2025</b>	<b>W, 110-63</b>	61 (61-43) at [-rv] Indiana State	3/20/2024	L, 101-92
Scored 55 pts or more (2nd half)	<b>58 (58-44) [12/12] North Carolina</b>	<b>1/3/2026</b>	<b>W, 97-83</b>	52 (52-43) Georgia Tech	1/11/2025	W, 93-71
Scored 52 pts or more (2nd half)	<b>52 (52-35) at Pitt</b>	<b>2/7/2026</b>	<b>W, 86-67</b>	<b>50 (50-41) [rv/rv] NC State</b>	<b>2/3/2026</b>	<b>L, 84-83</b>
Scored 50 pts or more (2nd half)	<b>52 (52-35) at Pitt</b>	<b>2/7/2026</b>	<b>W, 86-67</b>			
Scored 50+ in consecutive first halves	<b>51, 51 Central Arkansas 12/21/25 (W, 99-82), Cal State Fullerton 12/28/25 (W, 110-63)</b>					
Scored 50 pts or less (consecutive gms)	at UCF 2/24/19 (L, 95-48), [23/22] Cincinnati 2/27/19 (L, 52-49)			at UCF 1/18/14 (W, 58-46), Hofstra 1/19/14 (W, 73-49)		
Scored 20 pts or less in half	17 (1st half) Evansville	11/19/2022	W, 55-47	<b>19 (1st half) Cal State Fullerton</b>	<b>12/28/2025</b>	<b>W, 110-63</b>
Scored 18 pts or less in half	17 (1st half) Evansville	11/19/2022	W, 55-47	18 (1st half) at Florida State	12/16/2023	W, 68-57
Scored 17 pts or less in half	17 (1st half) Evansville	11/19/2022	W, 55-47	16 (1st half) Texas A&M-Commerce	12/3/2023	W, 90-47
Scored 16 pts or less in half	14 (1st half) at UCF	3/4/2020	L, 61-58	16 (1st half) Texas A&M-Commerce	12/3/2023	W, 90-47
Scored 15 pts or less in half	14 (1st half) at UCF	3/4/2020	L, 61-58	15 (1st half) UAPB	11/18/2017	W, 72-37
Scored 13 pts or less in half	12 (1st half) UAB	2/15/2012	L, 47-28	8 (1st half) Northwestern State	11/15/2017	W, 81-35
Scored 12 pts or less in half	12 (1st half) UAB	2/15/2012	L, 47-28	8 (1st half) Northwestern State	11/15/2017	W, 81-35
Won by 48+	54 (98-44) New Hampshire	12/5/2015	W, 98-44			
Won by 45+	<b>47 (110-63) Cal State Fullerton</b>	<b>12/28/2025</b>	<b>W, 110-63</b>	47 at UCF	2/24/2019	L, 95-48
Won by 40+	<b>47 (110-63) Cal State Fullerton</b>	<b>12/28/2025</b>	<b>W, 110-63</b>	47 at UCF	2/24/2019	L, 95-48
Won by 35+	<b>47 (110-63) Cal State Fullerton</b>	<b>12/28/2025</b>	<b>W, 110-63</b>	47 at UCF	2/24/2019	L, 95-48
Won by 33+	<b>47 (110-63) Cal State Fullerton</b>	<b>12/28/2025</b>	<b>W, 110-63</b>	34 at [2/2] Houston	1/5/2023	L, 87-53
Won by 30+	<b>47 (110-63) Cal State Fullerton</b>	<b>12/28/2025</b>	<b>W, 110-63</b>	32 at UCF	1/8/2023	L, 85-53
Won by 27+	<b>47 (110-63) Cal State Fullerton</b>	<b>12/28/2025</b>	<b>W, 110-63</b>	27 (89-62) [4/4] Duke	1/4/2025	L, 89-62
Won by 25+	<b>47 (110-63) Cal State Fullerton</b>	<b>12/28/2025</b>	<b>W, 110-63</b>	25 (98-73) [25/rv] Louisville	1/21/2025	L, 98-73
Won by 20+	<b>47 (110-63) Cal State Fullerton</b>	<b>12/28/2025</b>	<b>W, 110-63</b>	25 (98-73) [25/rv] Louisville	1/21/2025	L, 98-73
Led by 35+ at halftime	35 (52-17) McNeese State	12/2/2013	W, 88-59			
Led by 34+ at halftime	34 (60-26) at Miami	1/18/2025	W, 117-74			
Led by 30+ at halftime	<b>32 (51-19) Cal State Fullerton</b>	<b>12/28/2025</b>	<b>W, 110-63</b>	26 (49-23) at [2/2] Houston	1/5/2023	L, 87-53
Led by 25+ at halftime	<b>32 (51-19) Cal State Fullerton</b>	<b>12/28/2025</b>	<b>W, 110-63</b>	23 (50-27) [25/rv] Louisville	1/21/2025	L, 98-73
Led by 20+ at halftime	<b>32 (51-19) Cal State Fullerton</b>	<b>12/28/2025</b>	<b>W, 110-63</b>	19-0 (SMU 11:08) at UCF	3/4/2020	L, 61-58
Started with 17-0 run	19-0 (UH scored 11:42) Hartford	11/27/2019	W, 90-58	19-0 (SMU 11:08) at UCF	3/4/2020	L, 61-58
Started with 16-0 run	16-0 (NSU scored 13:14) Northwestern State	11/15/2021	W, 95-48	14-0 (SMU 14:09) vs Boise State	3/18/2021	L, 85-84
Started with 14-0 run	15-0 (Temple scored 14:08) Temple	1/16/2024	W, 77-64	11-0 (SMU 17:40) [6/7] Houston	2/9/2022	W, 85-63
Started with 10-0 run	<b>11-0 (Duke scored 17:25) at [6/6] Duke</b>	<b>1/10/2026</b>	<b>L, 82-75</b>			
Run of at least 20-0	22-0 Tarleton State	11/4/2024	W, 95-62			
Run of at least 15-0	<b>16-0 (2nd half) UAPB</b>	<b>11/18/2025</b>	<b>W, 106-60</b>	<b>12-0 (1st half) at [rv/rv] Clemson</b>	<b>1/7/2026</b>	<b>L, 74-70</b>
Run of at least 12-0	<b>13-0 (2nd half) Cal State Fullerton</b>	<b>12/28/2025</b>	<b>W, 110-63</b>	<b>12-0 (1st half) at [rv/rv] Clemson</b>	<b>1/7/2026</b>	<b>L, 74-70</b>
Run of at least 11-0	<b>11-0 (1st half) at [6/6] Duke</b>	<b>1/10/2026</b>	<b>L, 82-75</b>	<b>10-0 (2nd half) at [20/20] Louisville</b>	<b>1/31/2026</b>	<b>L, 88-74</b>
Run of at least 10-0	<b>10-0 (1st half) [rv/rv] NC State</b>	<b>2/3/2026</b>	<b>L, 84-83</b>			
Tied on FG in last 20 secs (force ot)	<b>in the lane with 20.0 at Mississippi State (Boopie Miller)</b>	<b>11/28/2025</b>	<b>W, 87-81 ot</b>	Driving layup at 2.0 at Wichita St (Caleb Porter Jr.)	2/12/2023	L, 91-89 (2OT)
previous	25-ft top of key 3FG at 19.0 at Vanderbilt (Isiah Mike)	1/4/2020	W, 92-81 ot			
Tied on FG in last 10 secs (force ot)	25-ft left wing 3FG at 0.0 Houston (Shawn Williams)	2/2/2013	L, 84-80 ot	Driving layup at 2.0 at Wichita St (Caleb Porter Jr.)	2/12/2023	L, 91-89 (2OT)
previous	35-ft 3FG at 0.5 Rice (Dez Willingham)	1/21/2006	W, 80-69 ot	Tip 0.6 at Tulsa (Bryant Selebangue)	1/18/2023	W, 79-76 (OT)
previous				Layup 4.0 (1OT) at Georgia (Sahvir Wheeler)	12/20/2019	L, 87-85 (2OT)
Tied on FT in last 10 secs (force ot)	3-3 FT at 0:06.8 Marshall (Dez Willingham)	2/16/2006	L, 75-72 ot			
Won on shot in last 10 seconds	<b>half-court at buzzer Virginia Tech (Boopie Miller)</b>	<b>1/14/2026</b>	<b>W, 77-76</b>	Left wing 3 - 3.2 at [15/15] Memphis (Jahvon Quinerly)	1/7/2024	L, 62-59
previous	<b>driving reverse layup at 4.2 Butler (Jaron Pierre Jr.)</b>	<b>11/15/2025</b>	<b>W, 87-85</b>			
previous	tip-in at 2.9 Syracuse (Keon Ambrose-Hyton)	3/4/2025	W, 77-75			
previous	24-ft right wing 3FG 0.4 at Virginia (Boopie Miller)	1/15/2025	W, 54-52	28-ft running 3 - 0.9 at Hawaii (Jovon McClanahan)	12/25/2022	L, 58-57
previous	10-ft driving floater 2.1 vs Cal Baptist (Boopie Miller)	11/26/2024	W, 79-77	Putback layup 10.1 vs Boise State (Devonaire Doutrive)	3/18/2021	L, 85-84
previous	5-ft driving jumper 0.2 at Dayton (Emmanuel Bandomel)	12/5/2020	W, 66-64			
previous	10-ft right baseline vs Wright St (Jimmy Whitt Jr.)	11/21/2018	W, 77-76			
previous	3FG right corner at 6.5 California	3/26/2014	W, 67-65	28-ft running 3 - 0.9 at Hawaii (Jovon McClanahan)	12/25/2022	L, 58-57
Won on shot in final second	<b>half-court at buzzer Virginia Tech (Boopie Miller)</b>	<b>1/14/2026</b>	<b>W, 77-76</b>	75-ft 3FG 0.0 at Marshall (Markel Humphrey)	1/21/2009	L, 53-50
Won on shot at buzzer	<b>half-court at buzzer Virginia Tech (Boopie Miller)</b>	<b>1/14/2026</b>	<b>W, 77-76</b>			
previous	19-ft inside top key at 0.0 at Tulsa (Jeremiah Samarrippas)	1/7/2012	W, 57-55	2-2 FT 0:00.6 SC-Upstate (Mezie Uzochukwu)	12/18/2007	L, 58-56
Won on FT in last 10 seconds	1-2 FTs at 3.0 Temple (Zhuric Phelps)	2/8/2023	W, 72-71			
	2-2 FTs at 0:00.1 Jacksonville (Papa Dia)	3/19/2011	W, 63-62			
	72.3 (34-47) Lamar	11/21/2010	W, 102-70			
Shot 70%	69.8 (30-43) Southern Miss	1/22/2011	W, 79-65	66.1 Kansas St.	12/2/1978	
Shot 69.5%	69.2 (45-65) at Miami	1/18/2025	W, 117-74	<b>62.1 (36-58) vs [rv/rv] LSU</b>	<b>12/13/2025</b>	<b>L, 89-77</b>
Shot 65%	<b>60.0 (36-60) [12/12] North Carolina</b>	<b>1/3/2026</b>	<b>W, 97-83</b>	<b>28.8 (19-66) Texas A&amp;M-Corpus Christi</b>	<b>11/6/2025</b>	<b>W, 69-58</b>
Shot 60%	25.9 (14-54) at Cincinnati	1/28/2020	L, 65-43	26.6 (17-64) [23/22] Cincinnati	2/27/2019	L, 52-49
Shot 30% or less	25.9 (14-54) at Cincinnati	1/28/2020	L, 65-43	24.5% (12-49) Northwestern State	11/15/2017	W, 81-35
Shot 27% or less	24.6 (17-69) at UCF	2/24/2019	L, 95-48	19.6% (10-51) at Rice	2/9/2013	W, 61-39
Shot 25% or less	17.4 (8-46) UAB	2/15/2012	L, 47-28			
Shot 20% or less	62 Nicholls	12/16/2015	W, 86-42			
Had 60 team Rebounds	59 Prairie View A&M	11/18/2024	W, 110-69	58 at UCF	2/24/2019	L, 95-48
Had 57 team Rebounds	56 Alabama State	12/3/2024	W, 101-72	58 at UCF	2/24/2019	L, 95-48
Had 55 team Rebounds	<b>50 at Mississippi State</b>	<b>11/28/2025</b>	<b>W ot, 87-81</b>	52 Cincinnati	1/14/2023	L, 54-52
Had 50 team Rebounds	20 at [7/4] Wichita State	1/17/2018	W, 83-78	18 at Miami	1/18/2025	W, 117-74
Had 20 or less Rebounds	18 at Southern Miss	2/29/2012	L, 67-60	17 East Carolina	2/21/2016	W, 74-63
Had 18 or less Rebounds	17 Marshall	2/13/2008	L, 75-74	17 East Carolina	2/21/2016	W, 74-63
Had 17 or less Rebounds				16 [RV/RV] Wyoming	12/5/2014	W, 66-53
Had 16 or less Rebounds						
Had +38 Rebound Margin	+39 (82-43) Texas Lutheran	1/28/1977	W, 117-77			
Had +31 Rebound Margin	+37 (62-25) Nicholls	12/16/2015	W, 86-42	+28 (54-26) at [2/2] Houston	1/5/2023	L, 87-53
Had +30 Rebound Margin	+30 (55-25) Northwestern State	11/15/2021	W, 95-48	+28 (54-26) at [2/2] Houston	1/5/2023	L, 87-53
Had +25 Rebound Margin	+26 (51-25) vs Washington State	11/27/2024	W, 77-60			
Had +20 Rebound Margin	+23 (43-20) at Notre Dame	2/19/2025	W, 97-73			

Had +20 Rebound Margin 4 straight gms	+25 (48-23), +25 (45-20), +37 (62-25), +26 (49-23)			
	New Hampshire 12/5/15 (W08-44), Michigan 12/8 (W82-58), Nicholls 12/16 (W86-42), Hampton 12/17(W105-72)			
Had 24+ Offensive Rebounds	27 (45 total)	at [r/v/r] South Florida	2/25/2024	L, 79-68
Had 23+ Offensive Rebounds	23 (59 total)	Prairie View A&M	11/18/2024	W, 110-69
Had 22+ Offensive Rebounds	22 (51 total)	vs Washington State	11/27/2024	W, 77-60
Had 21+ Offensive Rebounds	21 (41 total)	[4/4] Duke	1/4/2025	W, 89-62
Had 20+ Offensive Rebounds	20 (49 total)	Cal State Fullerton	12/28/2025	W, 110-63
Had 28 assists	30	Cal State Fullerton	12/28/2025	W, 110-63
Had 25 assists	30	Cal State Fullerton	12/28/2025	W, 110-63
Had 22 assists	23	at Wake Forest	1/20/2026	W, 91-79
Had 21 assists	23	at Wake Forest	1/20/2026	W, 91-79
Had 20 assists	20	at Pitt	2/7/2026	W, 86-67
Had 7 or less assists	7	at Stanford	3/1/2025	L, 73-68
Had 6 or less assists	5	at [r/v/r] Florida Atlantic	2/22/2024	L, 80-70
Had 5 or less assists	5	at [r/v/r] Florida Atlantic	2/22/2024	L, 80-70
Had 4 or less assists	3	UAB	2/15/2012	L, 47-28
Had 13 blocks	13 (Ties SMU Record)	Midwestern State	12/29/2014	W, 70-61
Had 12 blocks	12	Houston Christian	12/19/2023	W, 89-53
Had 11 blocks	12	Houston Christian	12/19/2023	W, 89-53
Had 10 blocks	12	Houston Christian	12/19/2023	W, 89-53
Had 9 blocks	9	Temple	1/16/2024	W, 77-64
Had 8 blocks	8	Prairie View A&M	11/18/2024	W, 110-69
Had 0 blocks	0	at Stanford	3/1/2025	L, 73-68
Had 0 combined blocks	0 (0-0)	at Michigan	12/20/2014	W, 62-51
Had 19 steals	26	Arkansas State	11/21/2025	W, 100-69
Had 17 steals	26	Arkansas State	11/21/2025	W, 100-69
Had 15 steals	26	Arkansas State	11/21/2025	W, 100-69
Had 13 steals	26	Arkansas State	11/21/2025	W, 100-69
Had 12 steals	26	Arkansas State	11/21/2025	W, 100-69
Had 3 or less steals	2	[r/v/r/v] NC State	2/3/2026	L, 84-83
Had 2 or less steals	2	[r/v/r/v] NC State	2/3/2026	L, 84-83
Had 1 or less steals	1	at NC State	1/25/2025	W, 63-57
Had 0 steals	0	[21/17] Houston	1/16/2019	L, 69-58
Had +12 Steal Differential	+22 (26-4)	Arkansas State	11/21/2025	W, 100-69
Had +11 Steal Differential	+22 (26-4)	Arkansas State	11/21/2025	W, 100-69
Had +10 Steal Differential	+22 (26-4)	Arkansas State	11/21/2025	W, 100-69
Had +9 Steal Differential	+22 (26-4)	Arkansas State	11/21/2025	W, 100-69
Had 8 or less turnovers	7	Florida State	1/24/2026	W, 83-80
Had 7 or less turnovers	7	Florida State	1/24/2026	W, 83-80
Had 6 or less turnovers	6	Syracuse	3/4/2025	W, 77-75
Had 5 or less turnovers	4	at Rice	2/7/2024	W, 95-69
Had 4 or less turnovers	4	at Rice	2/7/2024	W, 95-69
Had 3 or less turnovers	3	vs Tulsa	3/11/2022	W, 83-58
Had 26 or more turnovers	26	vs. #24 UAB	3/9/2006	L, 69-55
Had 24 or more turnovers	25	Texas State	12/29/2007	W, 77-70
Had 23 or more turnovers	23	[11/9] Louisville	3/5/2014	L, 84-71
Had +15 Turnover Differential	+24 (8-32)	Arkansas State	11/21/2025	W, 100-69
Had +14 Turnover Differential	+24 (8-32)	Arkansas State	11/21/2025	W, 100-69
Had +12 Turnover Differential	+24 (8-32)	Arkansas State	11/21/2025	W, 100-69
Had +10 Turnover Differential	+24 (8-32)	Arkansas State	11/21/2025	W, 100-69
Had 43 3pt attempts				
Had 40 3pt attempts	37 (10-37)	UCF	2/10/2019	L, 71-65
Had 37 3pt attempts	36 (6-36)	at Tulane	2/19/2020	L, 80-72
Had 36 3pt attempts	35 (8-35)	Wake Forest	2/15/2025	L, 77-66
Had 35 3pt attempts	33 (11-33)	Central Arkansas	12/21/2025	W, 99-82
Had 33 3pt attempts	33 (11-33)	Central Arkansas	12/21/2025	W, 99-82
Had 32 3pt attempts	31 (14-31)	Cal State Fullerton	12/28/2025	W, 110-63
Had 30 3pt attempts	30 (10-30)	Florida State	1/24/2026	W, 83-80
Had 30 3pt attempts	5 (0-5)	vs. [r/v/r/v] Colorado	12/22/2015	W, 70-66
Had 8 or less 3pt attempts	5 (0-5)	vs. [r/v/r/v] Colorado	12/22/2015	W, 70-66
Had 7 or less 3pt attempts	5 (0-5)	vs. [r/v/r/v] Colorado	12/22/2015	W, 70-66
Had 5 or less 3pt attempts	2 (0-2)	at Tulsa	3/6/2013	W, 71-65
Had 4 or less 3pt attempts				
Made 16 3-pointers	16 (16-37)	UC Riverside	11/20/2010	L, 73-69 ot
Made 16 3-pointers	15 (15-23)	at Murray State	12/22/2023	W, 92-65
Made 15 3-pointers	14 (14-28)	at Wake Forest	1/20/2026	W, 91-79
Made 14 3-pointers	14 (14-28)	at Wake Forest	1/20/2026	W, 91-79
Made 13 3-pointers	12 (12-22)	[r/v/r/v] NC State	2/3/2026	L, 84-83
Made 12 3-pointers	12 (12-22)	[r/v/r/v] NC State	2/3/2026	L, 84-83
Made 11 3-pointers	12 (12-22)	[r/v/r/v] NC State	2/3/2026	L, 84-83
Made 10 3-pointers	0 (0-5)	vs. [r/v/r/v] Colorado	12/22/2015	W, 70-66
Made 0 3-pointers	65.2 (15-23)	at Murray State	12/22/2023	W, 92-65
Made 0 3-pointers (back-to-back)	51.9 (14-27)	[12/12] North Carolina	1/3/2026	W, 97-83
Shot 50% 3-pointers (min. 15 FGM)	50.0 (14-28)	at Wake Forest	1/20/2026	W, 91-79
Shot 51% 3-pointers (min. 13 FGM)	71.4 (10-14)	McNeese State	12/2/2013	W, 88-59
Shot 50% 3-pointers (min. 13 FGM)	68.8 (11-16)	at Boston College	12/21/2024	W, 103-77
Shot 70% 3-pointers (min. 10 FGM)	57.1 (12-21)	Oklahoma State	3/23/2025	L, 85-83
Shot 60% 3-pointers (min. 10 FGM)	54.5 (12-22)	[r/v/r/v] NC State	2/3/2026	L, 84-83
Shot 55% 3-pointers (min. 10 FGM)	54.5 (12-22)	[r/v/r/v] NC State	2/3/2026	L, 84-83
Shot 52% 3-pointers (min. 10 FGM)	72.7 (8-11)	Rider	11/21/2012	W, 83-70
Shot 50% 3-pointers (min. 10 FGM)	71.4 (10-14)	McNeese State	12/2/2013	W, 88-59
Shot 72% 3-pointers (min. 5 FGM)	68.8 (11-16)	at Boston College	12/21/2024	W, 103-77
Shot 70% 3-pointers (min. 5 FGM)	57.1 (12-21)	Oklahoma State	3/23/2025	L, 85-83
Shot 60% 3-pointers (min. 5 FGM)	54.5 (12-22)	[r/v/r/v] NC State	2/3/2026	L, 84-83
Shot 55% 3-pointers (min. 5 FGM)	54.5 (12-22)	[r/v/r/v] NC State	2/3/2026	L, 84-83
Shot 52% 3-pointers (min. 5 FGM)	54.5 (12-22)	[r/v/r/v] NC State	2/3/2026	L, 84-83
Shot 50% 3-pointers (min. 5 FGM)	54 (36-54)	TCU	1/27/1996	W ot, 87-83
Had 54 FT attempts	50 (34-50)	at Texas State	1/2/2010	L, 91-86
Had 50 FT attempts	50 (34-50)	at Texas State	1/2/2010	L, 91-86
Had 45 FT attempts	42 (33-42)	Tarleton State	11/3/2025	W, 96-76
Had 40 FT attempts	42 (33-42)	Tarleton State	11/3/2025	W, 96-76
Had 35 FT attempts	32 (25-32)	Radford	11/24/2025	W, 89-72
Had 30 FT attempts	16 (12-16)	Rice	1/21/2006	W, 80-69 ot
Had 16 FT attempts (OT)				
	23 (37 total)	Houston	1/19/2016	W, 77-73
	22 (45 total)	Sam Houston	11/24/2021	W, 75-66
	21 (48 total)	Arkansas State	11/21/2025	W, 100-69
	21 (48 total)	Arkansas State	11/21/2025	W, 100-69
	27 [25/r/v]	Louisville	1/21/2025	L, 98-73
	24	Butler	11/15/2025	W, 87-85
	21 [12/12]	North Carolina	1/3/2026	W, 97-83
	20	at Wake Forest	1/20/2026	W, 91-79
	6	Arkansas State	11/21/2025	W, 100-69
	6	Arkansas State	11/21/2025	W, 100-69
	4	at Florida State	12/16/2023	W, 68-57
	4	at Florida State	12/16/2023	W, 68-57
	12	Cincinnati	1/14/2023	L, 54-52
	12	Cincinnati	1/14/2023	L, 54-52
	10	Tulane	2/1/2024	W, 80-76
	10	Tulane	2/1/2024	W, 80-76
	8	at [17/16] Vanderbilt	12/3/2025	L, 88-69
	0	at Tulane	1/15/2022	W, 75-66
	0 (0-0)	at Michigan	12/20/2014	W, 62-51
	17 [11/9]	Louisville	3/5/2014	L, 84-71
	16	at Tulane	2/1/2023	L, 74-52
	14	vs Temple	3/14/2024	L, 75-60
	12	Radford	11/24/2025	W, 89-72
	3	at Pitt	2/7/2026	W, 86-67
	1	Syracuse	3/4/2025	W, 77-75
	1	Syracuse	3/4/2025	W, 77-75
	0	at Houston	2/12/2015	W, 75-69
	+11 (17-6)	[11/9] Louisville	3/5/2014	L, 84-71
	+10 (12-2)	[r/v/r/v] Cincinnati	1/7/2016	W, 59-57
	+9 (11-2)	at Texas A&M	11/30/2022	L, 83-64
	7	[r/v/r/v] NC State	2/3/2026	L, 84-83
	7	[r/v/r/v] NC State	2/3/2026	L, 84-83
	5	at [17/16] Vanderbilt	12/3/2025	L, 88-69
	5	at [17/16] Vanderbilt	12/3/2025	L, 88-69
	4	[21/17] Houston	1/16/2019	L, 69-58
	2	at Houston	2/13/2010	L, 66-60
	32	Arkansas State	11/21/2025	W, 100-69
	32	Arkansas State	11/21/2025	W, 100-69
	32	Arkansas State	11/21/2025	W, 100-69
	+15 (11-26)	vs. #24 UAB	3/9/2006	L, 69-55
	+15 (11-26)	vs. #24 UAB	3/9/2006	L, 69-55
	+12 (6-18)	at USF	3/7/2020	L, 61-60
	+12 (6-18)	at USF	3/7/2020	L, 61-60
	43 (18-43)	at Houston	2/16/2008	L, 69-47
	42 (19-42)	[25/r/v] Louisville	12/21/2025	L, 98-73
	39 (11-39)	Radford	11/24/2025	W, 89-72
	36 (16-36)	[r/v/r/v] NC State	2/3/2026	L, 84-83
	36 (16-36)	[r/v/r/v] NC State	2/3/2026	L, 84-83
	33 (8-33)	at Pitt	2/7/2026	W, 86-67
	33 (8-33)	at Pitt	2/7/2026	W, 86-67
	33 (8-33)	at Pitt	2/7/2026	W, 86-67
	33 (8-33)	at Pitt	2/7/2026	W, 86-67
	7 (5-7)	Ark-Little Rock	11/12/2010	L, 57-47
	7 (5-7)	Ark-Little Rock	11/12/2010	L, 57-47
	5	Southern Miss	2/4/2006	W, 58-53
	19 (19-42)	[25/r/v] Louisville	1/21/2025	L, 98-73
	16 (16-36)	[r/v/r/v] NC State	2/3/2026	L, 84-83
	16 (16-36)	[r/v/r/v] NC State	2/3/2026	L, 84-83
	16 (16-36)	[r/v/r/v] NC State	2/3/2026	L, 84-83
	16 (16-36)	[r/v/r/v] NC State	2/3/2026	L, 84-83
	16 (16-36)	[r/v/r/v] NC State	2/3/2026	L, 84-83
	16 (16-36)	[r/v/r/v] NC State	2/3/2026	L, 84-83
	0	Southern Miss	1/10/2007	L, 57-56
	50.0 (15-30)	at Memphis	2/20/2010	L, 76-63
	52.2 (12-23)	North Texas	2/11/2024	W, 71-68
	50.0 (11-22)	at North Carolina	1/7/2025	L, 82-67
	71.4 (10-14)	vs. [RV/RV] Virginia	11/29/2013	L, 76-73
	71.4 (10-14)	vs. [RV/RV] Virginia	11/29/2013	L, 76-73
	59.1 (13-22)	vs Iona	12/22/2022	W, 85-81
	52.2 (12-23)	North Texas	2/11/2024	W, 71-68
	50.0 (11-22)	at North Carolina	1/7/2025	L, 82-67
	71.4 (10-14)	vs. [RV/RV] Virginia	11/29/2013	L, 76-73
	71.4 (10-14)	vs. [RV/RV] Virginia	11/29/2013	L, 76-73
	59.1 (13-22)	vs Iona	12/22/2022	W, 85-81
	52.9 (9-17)	vs Cal Baptist	11/26/2024	W, 79-77
	50.0 (11-22)	at North Carolina	1/7/2025	L, 82-67
	43 (32-43)	at Arizona State	12/6/2023	L, 76-74
	35 (29-35)	Tarleton State	11/3/2025	W, 96-76
	34 (22-34)	vs Texas A&M	12/7/2025	W ot, 93-80

Had 10 FT attempts (OT)	10 (9-10) vs Texas A&M	12/7/2025	W ot, 93-80				
Had 8 or less FT attempts	7 (3-7) at Virginia	1/15/2025	W, 54-52	2 (2-2) at Stanford	3/1/2025	L, 73-68	
Had 7 or less FT attempts	7 (3-7) at Virginia	1/15/2025	W, 54-52	2 (2-2) at Stanford	3/1/2025	L, 73-68	
Had 6 or less FT attempts	6 (4-6) vs West Virginia	11/20/2023	W, 70-58	2 (2-2) at Stanford	3/1/2025	L, 73-68	
Had 4 or less FT attempts	4 (3-4) at Rice	2/7/2024	W, 95-69	2 (2-2) at Stanford	3/1/2025	L, 73-68	
Had 3 or less FT attempts	3 (2-3) [23/22] Cincinnati	2/27/2019	L, 52-49	2 (2-2) at Stanford	3/1/2025	L, 73-68	
Had 2 or less FT attempts	2 (2-2) vs [8/8] Cincinnati	3/9/2018	L, 61-51	2 (2-2) at Stanford	3/1/2025	L, 73-68	
Had 1 or less FT attempts				1 (1-1) at Houston	2/16/2011	W, 65-51	
Had +30 FTA Differential	+36 (45-9) Prairie View A&M	12/20/2007	W, 57-49				
Had +25 FTA Differential	+27 (37-10) vs. Missouri State	11/25/2012	W, 62-61	+26 (32-6) at Rice	3/4/2006	L, 68-66	
Had +24 FTA Differential	+24 (34-10) Temple	1/4/2017	W, 79-65	+24 (43-19) at Arizona State	12/6/2023	L, 76-74	
Had +22 FTA Differential	+23 (40-17) Cincinnati	3/3/2022	W, 76-71	+24 (43-19) at Arizona State	12/6/2023	L, 76-74	
Had +20 FTA Differential	+20 (22-2) at Stanford	3/1/2025	L, 73-68	+24 (43-19) at Arizona State	12/6/2023	L, 76-74	
Had 30 FTA (in a half)	30 (23-30) - 2nd half Cincinnati	3/3/2022	W, 76-71				
Had 26 FTA (in a half)	28 (19-28) - 2nd half [rv/rv] Mississippi State	11/20/2024	L, 84-79	28 (18-28) - 2nd half vs Cincinnati	3/12/2021	L, 74-71	
Had 25 FTA (in a half)	28 (19-28) - 2nd half [rv/rv] Mississippi State	11/20/2024	L, 84-79	25 (17-25) - 2nd half at Arizona State	12/6/2023	L, 76-74	
Had 22 FTA (in a half)	22 (17-22) - 1st half Tarleton State	11/3/2025	W, 96-76	23 (20-23) - 2nd half Tarleton State	11/3/2025	W, 96-76	
Had 20 FTA (in a half)	21 (18-21) - 2nd half at [rv/rv] Clemson	1/7/2026	L, 74-70	23 (20-23) - 2nd half Tarleton State	11/3/2025	W, 96-76	
Made 35 FTs	35 (35-41) Centenary	11/22/2005	W, 85-67	36 (36-40) at [5] Memphis	2/18/2009	L, 90-47	
Made 34 FTs	34 (34-50) at Texas State	1/2/2010	L, 91-86	36 (36-40) at [5] Memphis	2/18/2009	L, 90-47	
Made 32 FTs	33 (34-42) Tarleton State	11/3/2025	W, 96-76	32 (32-43) at Arizona State	12/6/2023	L, 76-74	
Made 30 FTs	33 (33-42) Tarleton State	11/3/2025	W, 96-76	30 (30-35) at [rv/rv] Indiana State	3/20/2024	L, 101-92	
Made 25 FTs	26 (26-29) at [rv/rv] Clemson	1/7/2025	L, 74-70	29 (29-35) Tarleton State	11/3/2025	W, 96-76	
Made 5 or less FT	3 (3-7) at Virginia	1/15/2025	W, 54-52	2 (2-2) at Stanford	3/1/2025	W, 73-68	
Made 4 or less FT	3 (3-7) at Virginia	1/15/2025	W, 54-52	2 (2-2) at Stanford	3/1/2025	W, 73-68	
Made 3 or less FT	3 (3-7) at Virginia	1/15/2025	W, 54-52	2 (2-2) at Stanford	3/1/2025	W, 73-68	
Made 2 or less FT	2 (2-3) [23/22] Cincinnati	2/27/2019	L, 52-49	2 (2-2) at Stanford	3/1/2025	W, 73-68	
Made 1 or less FT				1 (1-5) Memphis	2/20/2022	W, 73-57	
Had +22 FTM Differential	+22 (30-8) Prairie View A&M	12/20/2007	L, 57-49	+23 (33-4) at UAB	2/14/2009	L, 78-75	
Had +20 FTM Differential	+21 (22-1) Louisiana Tech	12/31/2011	W, 73-65	+22 (32-10) at Arizona State	2/14/2023	L, 76-74	
Had +17 FTM Differential	+19 (33-14) Cincinnati	3/3/2022	W, 76-71	+19 (27-8) at UAB	3/10/2024	L, 74-70	
Had +15 FTM Differential	+16 (26-10) Longwood	12/29/2024	W, 98-82	+19 (27-8) at UAB	3/10/2024	L, 74-70	
Made 20 FTs (in a half)	23 (23-30) - 2nd half Cincinnati	3/3/2022	W, 76-71	20 (20-23) - 2nd half Tarleton State	11/3/2025	W, 96-76	
Shot 90% Fts (Min 30 FTM)				90.0 (36-40) at [5] Memphis	2/18/2009	L, 90-47	
Shot 90% Fts (Min 20 FTM)	95.2 (20-21) vs. Alcorn State	12/22/2012	W, 67-52	90.0 (27-30) at [rv/rv] South Florida	2/25/2024	L, 79-68	
Shot 96% Fts (Min 15 FTM)	100 (16-16) at UCF	3/4/2020	L, 61-58				
Shot 84% Fts (Min 15 FTM)	95.0 (19-20) at ECU	2/8/2021	W, 71-56	94.4 (17-18) East Carolina	2/23/2013	L, 72-69	
Shot 92% Fts (Min 15 FTM)	93.8 (15-16) Washington State	3/20/2022	L, 75-63	93.8 (15-16) Lamar	11/9/2023	W, 78-67	
Shot 90% Fts (Min 15 FTM)	93.8 (15-16) Washington State	3/20/2022	L, 75-63	90.0 (27-30) at [rv/rv] South Florida	2/25/2024	L, 79-68	
Shot 100% FT (Min 10 FTM)	100 (16-16) at UCF	3/4/2020	L, 61-58	100 (11-11) vs LMU	11/22/2021	L, 76-70	
Shot 94% Fts (Min 10 FTM)	95.0 (19-20) at ECU	2/8/2021	W, 71-56	100 (11-11) vs LMU	11/22/2021	L, 76-70	
Shot 93% Fts (Min 10 FTM)	93.8 (15-16) Washington State	3/20/2022	L, 75-63	93.8 (15-16) Lamar	11/9/2023	W, 78-67	
Shot 92% Fts (Min 10 FTM)	92.9 (26-28) vs Texas A&M	12/7/2025	W ot, 93-80	92.3 (12-13) vs Wisconsin	11/22/2023	L, 69-61	
Shot 90% Fts (Min 10 FTM)	92.9 (26-28) vs Texas A&M	12/7/2025	W ot, 93-80	90.0 (27-30) at [rv/rv] South Florida	2/25/2024	L, 79-68	
No players score 10+	0 at UCF	2/24/2019	L, 95-48	0 A&M-Corpus Christi	11/30/2020	W, 91-54	
Eight players score 8+	8 Savannah State	12/19/2005	W, 89-46				
(Bryan Hopkins 19, Donatas Rackauskas 12, Brian Epps 11, Brian Morris 11, Dez Willingham 11, Derrick Roberts 9, Ike Ofoegbu 8, Devon Pearson 8)	7 (18, 17, 16, 14, 13, 10, 10) at Miami	1/18/2025	W, 117-74				
Seven double digit scorers							
(Boopie Miller 18, Matt Cross 17, Samet Yigitoglu 15, Chuck Harris 14, Kario Oquendo 13, Keon Ambrose-Hylton 10, B.J. Edwards 10)	6 (21, 21, 15, 14, 11, 11) Cal State Fullerton	12/28/2025	W, 110-63	6 (19, 14, 14, 12, 12, 10) at Butler	11/15/2024	L, 81-68	
Six double digit scorers	5 (27, 23, 15, 13, 12) [12/12] North Carolina	1/3/2026	W, 97-83	5 (20, 14, 12, 12, 10) at [20/20] Louisville	1/31/2026	L, 88-74	
Five double digit scorers	6 (23, 15, 15, 15, 11, 11) UAPB	11/18/2025	W, 106-60				
Six 10+ scorers (2 straight gms)	6 (24, 17, 15, 14, 13, 11) Arkansas State	11/21/2025	W, 100-69	5, 5 at [2/2] Houston	1/5/2023	L, 87-53	
Five 10+ scorers (2 straight gms)	5, 5, 6, 6 Murray State	11/11/2025	W, 102-91	at UCF	1/8/2023	L, 85-53	
	Butler	11/15/2025	W, 87-85				
	UAPB	11/18/2025	W, 106-60				
	Arkansas State	11/21/2025	W, 100-69				
Five 10+ scorers (3 straight gms)	5, 5, 6, 6 Murray State	11/11/2025	W, 102-91				
	Butler	11/15/2025	W, 87-85				
	UAPB	11/18/2025	W, 106-60				
	Arkansas State	11/21/2025	W, 100-69				
Four players score 15+	4 (23, 15, 15, 15) UAPB	11/18/2025	W, 106-60	4 (18, 18, 16, 15) New Mexico	11/15/2022	L, 84-63	
Four players score 17+	4 (28, 20, 19, 17) Murray State	11/11/2025	W, 102-91	4 (18, 18, 16, 15) New Mexico	11/15/2022	L, 84-63	
Three players score 18+	3 (28, 20, 19) Murray State	11/11/2025	W, 102-91	3 (27, 19, 18) at East Carolina	2/4/2023	L, 77-72	
Three players score 15+	3 (21, 20, 15) at Pitt	2/7/2026	W, 86-67	3 (27, 19, 17) at Wake Forest	1/20/2026	W, 91-79	
3 players 15+ pts, 5 straight games	3, 3, 3, 4, 4 Tulane 2/15/17, at Houston 2/18, at UConn 2/25, Tulsa 3/2, Memphis 3/4						
3 players 15+ pts, 3 straight games	3, 3, 3 at Indiana State 3/20/24, Tarleton State 11/4/24, FAMU 11/7/24						
3 players 15+ pts, consecutive games	3, 3 CSF 12/28/25, [12/12] North Carolina 11/3/26						
Two 20 pts scorers	2 (21 Pierre Jr., 20 Miller) at Pitt	2/7/2026	W, 86-67	3, 3 Radford 11/24/25, at Mississippi State 11/28/25			
Two 22 pts scorers	2 (28 Miller, 24 Pierre Jr.) at Mississippi State	11/28/2025	W ot, 87-81	2 (21, 20) Florida State	1/24/2026	W, 83-80	
Two 24 pts scorers	2 (28 Miller, 24 Pierre Jr.) at Mississippi State	11/28/2025	W ot, 87-81	2 (26, 22) vs [rv/rv] LSU	12/13/2025	L, 89-77	
Two 20 pts scorers in consecutive gms	2, 2, 2 Central Ark. 12/21/25 (W), CS Fullerton 12/28/25 (W), [12/12] North Carolina (W)			2 (35, 25) at [-rv] Indiana State	3/20/2024	L, 101-92	
Three 20 pt scorers	3 (21, 20, 20) Tarleton State	11/3/2025	W, 96-76				
	(Jaron Pierre Jr. 21, B.J. Edwards 20, Boopie Miller 20)			3 at Wichita State	2/12/2023	L, 91-89 (2OT)	
Two 25 pts scorers	2 at Tulsa	1/1/2005	W, 95-83 ot	(Kenny Pohto 28, Craig Porter Jr. 22, Jaykwon Walton 20)			
Two 27 pts scorers	(Bryan Hopkins 32, Eric Castro 28)			2 (35, 25) at [-rv] Indiana State	3/20/2024	L, 101-92	
Two 30 pt scorers	2 at Tulsa	1/1/2005	W, 95-83 ot	(Jayson Kent 35, Ryan Conwell 25)			
	(Bryan Hopkins 32, Eric Castro 28)			2 UTEP	3/1/2008	W, 99-96 2ot	
Three players with 10+ Rebounds	2 Arkansas	1/30/1973		(Marvin Kilgore 28, Stefan Jackson 27)			
	3 Radford	11/24/2025	W, 89-72	2 Texas Tech	1/21/1995		
	(Jaron Pierre Jr. 13, Corey Washington 12, Samet Yigitoglu 10)			(Jason Sasser 30, Mark Davis 30)			
Two players with 10+ Rebounds	2 (12 Yigitoglu, 11 Edwards) at Mississippi State	11/28/2025	W ot, 87-81	3 Cincinnati	1/14/2023	L, 54-52	
Four players with 8+ Rebounds	4 at Temple	2/9/2017	W, 66-50				
	(Ben Moore 12, Semi Ojeleye 10, Sterling Brown 9, Jarrey Foster 8)			2 (12, 10) vs [rv/rv] LSU	12/13/2025	L, 89-77	
Five players with 5+ Rebounds	6 (13, 10, 9, 6, 6, 6) at Mississippi State	11/28/2025	W ot, 87-81	4 Cincinnati	1/14/2023	L, 54-52	
Six players with 4+ Rebounds	6 (13, 10, 9, 6, 6, 6) at Mississippi State	11/28/2025	W ot, 87-81	5 (8, 7, 6, 5, 5) at [rv/rv] Florida Atlantic	2/22/2024	L, 80-70	
5 w/ 5+ Rebs, consecutive games	5, 5 at Arizona State 12/6/23 L 76-74, at Florida State 12/16/23 W 68-57			6 Louisiana	11/22/2022	L, 76-72 ot	
5 w/ 5+ Rebs, three straight games	5, 5, 5 Brown 11/29/15 W 77-69, at TCU 12/2 W 75-70, New Hampshire 12/5 W 98-44						
No players with 5+ rebounds	0 (2 with 4) vs Wisconsin	11/22/2023	L, 69-61	0 (2 with 4 rebs) Virginia	12/7/2024	W, 63-51	
Eight players with a double-double	8 (4, 4, 4, 4, 6, 7, 7) UC Santa Barbara	11/22/2016	W, 84-57	3 vs [rv/rv] LSU	12/13/2025	L, 89-77	
Had 3 players with a double-double	3 Cal State Fullerton	12/28/2025	W, 110-63	Marquel Sutton (23 pts, 12 rebs), Pablo Tamba (14 pts, 10 rebs), Dedan Thomas (16 pts, 12 asts)	12/13/2025	L, 89-77	
	(B.J. Edwards 21 pts, 11 rebs, 10 asts; Boopie Miller 14 pts, 12 asts; Samet Yigitoglu 11 pts, 12 rebs)			3 vs [rv/rv] LSU			
Had 2 players with a double-double	3 Cal State Fullerton	12/28/2025	W, 110-63	Marquel Sutton (23 pts, 12 rebs), Pablo Tamba (14 pts, 10 rebs), Dedan Thomas (16 pts, 12 asts)			
	(B.J. Edwards 21 pts, 11 rebs, 10 asts; Boopie Miller 14 pts, 12 asts; Samet Yigitoglu 11 pts, 12 rebs)						

Had 2 double-doubles consecutive games  
Two 20 pt scorers in consecutive games

Two players with 8+ assists  
Two players with 7+ assists  
Two players with 6+ assists  
Three players with 5+ assists

Two players with 5+ assists  
Five players with 2+ assists  
Six players with 2+ assists  
Seven players with 2+ assists  
Eight players with 2+ assists

5 w/ 2+ Asts, consecutive games  
5 w/ 2+ Asts, 3 straight games  
5 w/ 2+ Asts, 4 straight games  
6 w/ 2+ asts, consecutive  
Five players with 4+ assists

Two players with 5+ 3FGs

Three players with 3+ 3FGs  
Four players with 2+ 3FGs  
Five players with 2+ 3FGs  
Eight players with 1+ 3FGs  
Eight players with a steal  
Seven players with a steal  
Five players with 2+ steals  
Three players with 3+ steals  
Three players with 4+ steals  
Six different players with a blocked shot  
Four players with 2+ blocks  
Three players with 2+ blocks  
Started 3 Freshmen

Started 4 Freshmen

Won an overtime game  
Lost an overtime game  
Won a double overtime game  
Lost a double overtime game  
Won a triple overtime game  
Lost a triple overtime game

Played consecutive overtime games  
Won consecutive overtime games  
Sold out at home

Won 18+ straight games  
Won 10+ straight games  
Won 8+ straight games  
Won 5+ straight games  
Won 10+ straight regular season games  
Won 15+ straight RS non-league games  
Won 10+ straight RS non-league games  
Won 13+ straight RS non-league at home  
Won 10+ straight RS non-league at home  
Won 15+ straight non-league at home  
Won 10+ straight non-league at home  
Won 8+ straight league games  
Won 5+ straight league games  
Won 7+ straight road games  
Won 6+ straight road games  
Won 3+ straight road games  
Won 7+ straight league road games  
Won 6+ straight league road games  
Won 3+ straight league road games  
Won 20+ straight home games  
Won 12+ straight home games  
Won 10+ straight home games  
Won 10+ straight home games (unranked)  
Won 12+ straight league home games  
Won 10+ straight league home games  
Won 5+ straight league home games  
Won 5+ straight league tournament games

Received Votes both polls

Received Votes AP

Received Votes Coaches Poll

Ranked in Top 25

Ranked in Top 20

Ranked in Top 15

Ranked in Top 12

Ranked in Top 10

Defeated a team receiving votes

Defeated a ranked opponent

Defeated an AP Top-20 opponent

Defeated an AP Top-10 opponent

Defeated an AP Top-5 opponent

Defeated a ranked opponent on road

Defeated an AP Top-20 opponent on road

Defeated an AP Top-10 opponent on road

Defeated an AP Top-20 at neutral site

2,2 Hartford 11/27/19, Abilene Christian 11/29/19	
at Rice (Derek Williams 22, Papa Dia 21)	1/20/2010 W, 73-65
Houston Baptist (Derek Williams 27, Robert Nyakundi 20)	1/23/2010 W, 82-68
2 (Miller 12, Edwards 10) Cal State Fullerton	12/28/2025 W, 110-63
2 (Miller 12, Edwards 10) Cal State Fullerton	12/28/2025 W, 110-63
2 (Miller 9, Edwards 6) at Pitt	2/7/2026 W, 86-67
3 at Wichita State	2/12/2023 L, 91-89 (2OT)
(Zach Nutall 5, Zhuric Phelps 5, Samuel Williamson 5)	
2 (Miller 9, Edwards 6) at Pitt	2/7/2026 W, 86-67
5 (12,10,3,2,2) Cal State Fullerton	12/28/2025 W, 110-63
6 (8,5,4,4,2,2) Central Arkansas	12/21/2025 W, 99-82
7 Prairie View A&M	11/18/2024 W, 110-69
8 Eastern Michigan	11/13/2016 W, 91-64
(Shake Milton 5, Ben Emelogu 4, Harry Froling 3, Dashawn McDowell 3, Ben Moore 3, Tom Wilson 3, Sterling Brown 2, Jarrey Foster 2)	
6, 5 Central Arkansas 12/21/25, Cal State Fullerton 12/28/25	
6, 5, 6 ECU 3/6/24, at UAB 3/10/24, vs Temple 3/14/24	
5, 5, 5, 5 at Tulane (W 80-64 1/15/17) - at UCF (W 65-60 1/25/17)	
7, 6 New Hampshire 12/5/15 (W, 98-44), Michigan 12/8/15 (W, 82-58)	
5 Houston	1/21/2017 W, 85-64
(Ben Moore 7, Shake Milton 5, Sterling Brown 4, Semi Ojeleye 4, Ben Emelogu 4)	
2 at USF	2/7/2016 W, 92-58
(Shake Milton 6-9, Nic Moore 5-10)	
3 (4, 3, 3) Central Arkansas	12/21/2025 W, 99-82
4 (3,3,2,2) at Wake Forest	1/20/2026 W, 91-79
5 (3,3,3,2,2) at Miami	1/18/2025 W, 117-74
8 (3,3,2,2,1,1,1,1) at Wake Forest	1/20/2026 W, 91-79
8 (2,2,2,2,1,1,1,1) UAB	2/4/2024 W, 72-69
7 (3,2,2,2,1,1,1) Butler	11/15/2025 W, 87-85
5 (10,7,4,2,2) Arkansas State	11/21/2025 W, 100-69
3 (10,7,4) Arkansas State	11/21/2025 W, 100-69
3 (4,4,4) Tarleton State	11/4/2024 W, 96-62
7 (3,3,2,1,1,1,1) Houston Christian	12/19/2023 W, 89-53
3 (3,2,2) vs Cal Baptist	11/26/2024 W, 79-77
3 Houston	2/9/2008 W, 68-53
(Papa Dia, Ryan Harp, Mike Walker)	
4 Florida Atlantic	11/29/1998 W, 91-61
(DeWayne Floyd, Damon Hancock, Mike Niemi, Nigel Smith)	
vs Texas A&M	12/7/2025 W ot, 93-80
at Wichita State	2/12/2023 L, 91-89 (2OT)
UTEP	3/1/2008 W, 99-96 2ot
at Wichita State	2/12/2023 L, 91-89 (2OT)
Baylor	1/9/1988 W, 97-93 3ot
Never	
at East Carolina 1/18/2006 (W, 74-70 ot); Rice 1/21/2006 (W, 80-69 ot)	
at East Carolina 1/18/2006 (W, 74-70 ot); Rice 1/21/2006 (W, 80-69 ot)	
19 of last 26 Houston (7094)	1/24/2015 W, 80-59
18 Sam Houston (W, 85-50, 11/14/15) - ended at Temple (L, 89-80, 1/24/16)	
16 at Tulane (W 80-64 1/15/17) - ended vs. [-rv] USC (L, 66-65, 3/17/17)	
8 vs Tarleton State (11/3/25) - end at [17/16] Vanderbilt (L, 88-69, 12/3/25)	
8 vs Tarleton State (11/3/25) - end at [17/16] Vanderbilt (L, 88-69, 12/3/25)	
17 at Tulane (W 80-64 1/15/17) - ended vs Northern Iowa (L 61-58 11/22/17)	
15 Sam Houston (W 85-50 11/14/15)-ended vs [-rv] Michigan (L 76-54 11/18/16)	
13 vs Cal Baptist (W, 79-77, 11/26/24) - end at [17/16] Vanderbilt (L, 88-69, 12/3/25)	
13 Georgia State (W 85-76 12/23/19) - New Mexico (L 84-63 11/15/22)	
11* Alabama State (W 101-72 12/3/24)	
33 Texas Southern (W 72-59 11/26/14) - Southern Miss (L 74-64 11/11/18)	
13 Georgia State (W 85-76 12/23/19) - New Mexico (L 84-63 11/15/22)	
15 at Tulane (W, 80-64, 1/15/17) - ended at Tulane (L, 73-70, 1/4/18)	
5 at NC State (W, 63-57, 1/25/25) - ended Wake Forest (L, 77-66, 2/15/25)	
7 at UCF (W, 70-61, 1/11/15) to at Memphis (W, 66-57, 2/26/15)	
6 at Tulane (W, 80-64, 1/15/17) - ended at [20/20] TCU (L, 94-83, 12/5/17)	
6 at Virginia (W, 54-52, 1/15/25) - ended at Stanford (L, 73-68, 3/1/2025)	
7 at UCF (W, 70-61, 1/11/15) to at Memphis (W, 66-57, 2/26/15)	
6 at Tulane (W, 80-64, 1/15/17) - ended at Tulane (L, 73-70, 1/4/18)	
6 at Virginia (W, 54-52, 1/15/25) - ended at Stanford (L, 73-68, 3/1/2025)	
33 [rvrv] Gonzaga (W 69-60, 2/13/16) - ended Temple (L, 66-64, 1/10/18)	
19 Temple (W, 79-68, 1/11/21) - ended Washington State (L, 75-63, 3/20/22)	
11 East Texas A&M (W, 96-76, 11/3/25) - ended [16/16] Virginia (L, 72-66 1/17/26	
11 East Texas A&M (W, 96-76, 11/3/25) - ended [rvrv] NC State (L, 84-83 2/3/26	
14 East Carolina (W, 74-63, 2/21/16) - ended Temple (L, 66-64, 1/10/18)	
11 Temple (W, 79-68, 1/11/21) - ended Tulane (L, 97-88, 1/11/23)	
7 Charlotte (W, 66-54, 1/2/24) - ended UTSA (L, 77-73, 3/2/24)	
7 vs. ECU (W 74-68, 3/13/15) - end vs [8/8] Cincinnati (L 61-51, 3/9/18)	
[rvrv] rv (4) in AP / rv (4) Coaches polls	1/26/2026 15-6, 4-4 ACC
[rvrv] rv (4) in AP / rv (4) Coaches polls	1/26/2026 15-6, 4-4 ACC
[rvrv] rv (4) in AP / rv (4) Coaches polls	1/26/2026 15-6, 4-4 ACC
[24/25] 24 in AP / 25 Coaches polls	1/5/2026 12-2, 1-0
11/13 #11 in AP / #13 Coaches polls	3/13/2017 30-4, 17-1
11/13 #11 in AP / #13 Coaches polls	3/13/2017 30-4, 17-1
11/13 #11 in AP / #13 Coaches polls	3/13/2017 30-4, 17-1
AP 8 #8 AP	1/18/2016 17-0, 6-0
[12/12] [12/12] North Carolina	1/3/2026 W, 97-83
[12/12] [12/12] North Carolina	1/3/2026 W, 97-83
[12/12] [12/12] North Carolina	1/3/2026 W, 97-83
[6/7] [6/7] Houston	2/9/2022 W, 85-83
2/4 vs [2/4] Arizona	11/23/2017 W, 66-60
20/20 at [20/20] Memphis	1/25/2020 W, 74-70
20/20 at [20/20] Memphis	1/25/2020 W, 74-70
7/4 at [7/4] Wichita State	1/17/2018 W, 83-78
2/4 vs [2/4] Arizona	11/23/2017 W, 66-60

2 (7, 7) [18/17] Clemson	2/22/2025	L, 79-69
2 (6, 6) Oklahoma State	3/23/2025	L, 85-83
3 (8,6,6) Tulane	1/11/2023	L, 97-88
5 (6,5) Virginia Tech	1/14/2026	W, 77-76
6 (4,4,3,2,2,2) at [20/20] Louisville	1/31/2026	L, 88-74
6 (4,4,3,2,2,2) at [20/20] Louisville	1/31/2026	L, 88-74
7 (6,4,4,3,2,2,2) Butler	11/15/2025	W, 87-85
6, 5 at [17/16] Vanderbilt 12/3/25; vs Texas A&M 12/7/25		
2 UTSA	3/2/2024	L, 77-73
PJ Carter (5-9), Jordan Ivy-Curry (5-9)		
3 (4,3,3) at North Carolina	1/7/2025	L, 82-67
4 (4,2,2,2) at [6/6] Duke	1/10/2026	L, 82-75
5 (3,3,2,2,2) Radford	11/24/2025	W, 89-72
4 (4,4,3,3) at Tulane	2/1/2023	L, 74-52
4 (4,4,3,3) at Tulane	2/1/2023	L, 74-52
6 (2,1,1,1,1,1) [4/4] Duke	1/4/2025	L, 89-62
4 (3,2,2,2) Tulane	2/1/2024	W, 80-76
3 (3,2,2) at Tulane	2/15/2024	W, 87-79



The Last Time...

Individual	SMU	Player	Opponent	Date	Result	Opp	Player	Opponent	Date	Result
Scored 50 pts	51	Gene Phillips	at Texas	3/2/1971	L, 96-88					
Scored 44 pts	51	Gene Phillips	at Texas	3/2/1971	L, 96-88	44	Jeff Webster	Oklahoma	2/2/1994	
Scored 40 pts	51	Gene Phillips	at Texas	3/2/1971	L, 96-88	40	Morris Almond	at Rice	3/4/2006	L, 68-66
Scored 39 pts	39	Jeryl Sasser	at UTEP	1/22/2001	L, 83-69	40	Morris Almond	at Rice	3/4/2006	L, 68-66
Scored 36 pts	36	Semi Ojeleye	vs. East Carolina	3/10/2017	W, 81-77	36	Zach Nutall	Sam Houston State	11/25/2020	W, 97-67
Scored 35 pts	35	Jaron Pierre Jr.	vs Texas A&M	12/7/2025	W ot, 93-80	35	Jayson Kent	at [-rv] Indiana State	3/20/2024	L, 101-92
Scored 32 pts	35	Jaron Pierre Jr.	vs Texas A&M	12/7/2025	W ot, 93-80	32	Kendal Coleman	vs Cal Baptist	11/6/2024	W, 79-77
Scored 31 pts	35	Jaron Pierre Jr.	vs Texas A&M	12/7/2025	W ot, 93-80	31	Matthew Cleveland	at Miami	1/18/2025	W, 117-74
Scored 30 pts	35	Jaron Pierre Jr.	vs Texas A&M	12/7/2025	W ot, 93-80	30	Reyne Smith	[25/rv] Louisville	1/21/2025	L, 98-73
Scored 28 pts	28	Jaron Pierre Jr.	Florida State	1/24/2026	W, 83-80	28	Ty Robinson	Central Arkansas	12/21/2025	W, 99-82
Scored 27 pts	28	Jaron Pierre Jr.	Florida State	1/24/2026	W, 83-80	27	Juke Harris	at Wake Forest	1/20/2026	W, 91-79
Scored 25 pts	28	Jaron Pierre Jr.	Florida State	1/24/2026	W, 83-80	25	Darrion Williams	[rv/rv] NC State	2/3/2026	L, 84-83
Scored 25 pts (1st half)	26 (31)	Kario Oquendo	Oklahoma State	3/23/2025	L, 85-83					
Scored 20 pts (1st half)	26 (31)	Kario Oquendo	Oklahoma State	3/23/2025	L, 85-83	20 (28)	Ty Robinson	Central Arkansas	12/21/2025	W, 99-82
Scored 26 pts (2nd half)	27 (35)	Kendric Davis	vs Cincinnati	3/12/2021	L, 74-71	27 (30)	Tyler Harris	at USF	2/25/2023	L, 71-67
Scored 25 pts (2nd half)	27 (35)	Kendric Davis	vs Cincinnati	3/12/2021	L, 74-71	25 (31)	Matthew Cleveland	at Miami	1/18/2025	W, 117-74
Scored 24 pts (2nd half)	24 (30)	Kendric Davis	Washington State	3/20/2022	L, 75-63	25 (31)	Matthew Cleveland	at Miami	1/18/2025	W, 117-74
Scored 20 pts (2nd half)	21 (21)	Zhuric Phelps	ULM	11/26/2023	W, 70-57	25 (31)	Matthew Cleveland	at Miami	1/18/2025	W, 117-74
Scored 30 pts (as FR)	32	Paul McCoy	TAMU-CC	12/31/2008	W, 92-62					
Scored 25 pts (as FR)	29	Paul McCoy	at UAB	2/14/2009	L, 78-75					
Scored 24 pts (as FR)	24	Shake Milton	at Tulsa	12/29/2015	W, 81-69					
Scored 23 pts (as FR)	23	Jaden Toombs	at [6/6] Duke	1/10/2026	L, 82-75					
Scored 20 pts (as FR)	23	Jaden Toombs	at [6/6] Duke	1/10/2026	L, 82-75					
Led team in scoring (as FR)	23	Jaden Toombs	at [6/6] Duke	1/10/2026	L, 82-75					
Had 55% or more of team pts.						58.8 (40of68)	Morris Almond	at Rice	3/4/2006	L, 68-66
Had 53% or more of team pts.						53.7 (36of67)	Zach Nutall	Sam Houston State	11/25/2020	W, 97-67
Had 50% or more of team pts. previous	55.1 (27 of 49) 51.9 (27 of 52)	Jahmal McMurray Bryan Hopkins	[23/22] Cincinnati TCU	2/27/2019 12/30/2005	L, 52-49 W, 52-49	53.7 (36of67)	Zach Nutall	Sam Houston State	11/25/2020	W, 97-67
Had 25 rebounds	26	Ira Terrell	New Mexico St.	12/16/1975						
Had 20 rebounds	23	Jordan Tolbert	Nicholls	12/16/2015	W, 86-42	20	Tacko Fall	at UCF	2/24/2019	L, 95-48
	previous: 21	Papa Dia	at Northern Iowa	3/21/2011	W, 57-50					
Had 19 rebounds	19	Jordan Tolbert	Hampton	12/17/2015	W, 105-72	19	Justin Gorham	[5/5] Houston	1/3/2021	L, 74-60
Had 18 rebounds	19	Jordan Tolbert	Hampton	12/17/2015	W, 105-72	18	Toumani Camara	at [24/25] Dayton	11/1/2022	L, 74-62
Had 17 rebounds	19	Jordan Tolbert	Hampton	12/17/2015	W, 105-72	17	Sheldon Williams	Texas A&M-Corpus C	11/6/2025	W, 69-58
Had 16 rebounds	16	Matt Cross	vs LSU	12/14/2024	W, 74-64	17	Sheldon Williams	Texas A&M-Corpus C	11/6/2025	W, 69-58
Had 15 rebounds	16	Matt Cross	vs LSU	12/14/2024	W, 74-64	17	Sheldon Williams	Texas A&M-Corpus C	11/6/2025	W, 69-58
Had 15+ rebs, back-to-back	23,19	Jordan Tolbert	Nicholls 12/16/15 (W), Hampton 12/17 (W)							
Had 12 rebs (1st half)	12 (21)	Papa Dia	at Northern Iowa	3/21/2011	W, 57-50	16 (20)	Tacko Fall	at UCF	2/24/2019	L, 95-48
Had 11 rebs (1st half)	11 (14)	Feron Hunt	at USF	3/10/2019	W, 77-71	16 (20)	Tacko Fall	at UCF	2/24/2019	L, 95-48
Had 10 rebs (1st half)	11 (14)	Feron Hunt	at USF	3/10/2019	W, 77-71	10 (15)	Henry Coleman II	[13/15] Texas A&M	11/14/2023	L, 79-66
Had 12 rebs (2nd half)	12 (23)	Jordan Tolbert	Nicholls	12/16/2015	W, 86-42	13 (19)	Justin Gorham	[5/5] Houston	1/3/2021	L, 74-60
Had 11 rebs (2nd half)	12 (23)	Jordan Tolbert	Nicholls	12/16/2015	W, 86-42	11 (17)	Justin Gorham	at [6/6] Houston	1/31/2021	L, 70-48
Had 10 rebs (2nd half)	12 (23)	Jordan Tolbert	Nicholls	12/16/2015	W, 86-42	11 (17)	Justin Gorham	at [6/6] Houston	1/31/2021	L, 70-48
Had 13 rebounds (as FR)	14	Feron Hunt	at USF	3/10/2019	W, 77-71					
Had 10 rebounds (as FR)	14	Feron Hunt	at USF	3/10/2019	W, 77-71					
Had 9 Off. Rebounds	9 (11)	Isiaha Mike	at Temple	2/13/2019	L, 82-74	9 (19)	Justin Gorham	[5/5] Houston	1/3/2021	L, 74-60
Had 8 Off. Rebounds	8 (10)	Samet Yigitoglu	vs [rv/rv] LSU	12/13/2025	L, 89-77	8 (17)	Sheldon Williams	Texas A&M-Corpus C	11/6/2025	W, 69-58
Had 7 Off. Rebounds	8 (10)	Samet Yigitoglu	vs [rv/rv] LSU	12/13/2025	L, 89-77	8 (17)	Sheldon Williams	Texas A&M-Corpus C	11/6/2025	W, 69-58
Had 17 Assists	17	Gerald Lewis	Texas	3/6/1993	W, 96-80					
Had 15 Assists	17	Gerald Lewis	Texas	3/6/1993	W, 96-80	16	Quadir Copeland	[rv/rv] NC State	2/3/2026	L, 84-83
Had 14 Assists	14	Kendric Davis	Cincinnati	1/7/2021	L, 76-69	16	Quadir Copeland	[rv/rv] NC State	2/3/2026	L, 84-83
Had 13 Assists	13	B.J. Edwards	Arkansas State	11/21/2025	W, 100-69	16	Quadir Copeland	[rv/rv] NC State	2/3/2026	L, 84-83
Had 12 Assists	12	Boopie Miller	[12/12] North Carolina	1/3/2026	W, 97-83	16	Quadir Copeland	[rv/rv] NC State	2/3/2026	L, 84-83
Had 11 Assists	12	Boopie Miller	[12/12] North Carolina	1/3/2026	W, 97-83	16	Quadir Copeland	[rv/rv] NC State	2/3/2026	L, 84-83
Had 10 Assists	12	Boopie Miller	[12/12] North Carolina	1/3/2026	W, 97-83	16	Quadir Copeland	[rv/rv] NC State	2/3/2026	L, 84-83
Had 9 steals	10	B.J. Edwards	Arkansas State	11/21/2025	W, 100-69					
Had 8 steals	10	B.J. Edwards	Arkansas State	11/21/2025	W, 100-69					
Had 7 steals	10	B.J. Edwards	Arkansas State	11/21/2025	W, 100-69	7	Will Cummings	[RV/-] Temple	2/19/2015	W, 67-58
	7	Boopie Miller	Arkansas State	11/21/2025	W, 100-69					
Had 6 steals	6	B.J. Edwards	at Wake Forest	1/20/2026	W, 91-79	6	Hysier Miller	vs Teple	3/14/2024	L, 75-60
Had 5 steals	6	B.J. Edwards	at Wake Forest	1/20/2026	W, 91-79	6	Hysier Miller	vs Teple	3/14/2024	L, 75-60
Made 20 FGs	20	Gene Phillips	at Texas	3/2/1971	L, 96-88					
Made 14 FGs	14 (14-17)	Jahmal McMurray	Western Carolina	11/14/2018	W, 98-65	14	Morris Almond	at Rice	3/4/2006	L, 68-66
Made 12 FGs	13 (13-21)	Jaron Pierre Jr.	vs Texas A&M	12/7/2025	W ot, 93-80	12 (12-16)	Kendal Coleman	vs Cal Baptist	11/6/2024	W, 79-77
Made 11 FGs	11 (11-18)	Jaron Pierre Jr.	Florida State	1/24/2026	W, 83-80	11 (11-17)	Ty Robinson	Central Arkansas	12/21/2025	W, 99-82
Made 10 FGs	10 (10-20)	Jaron Pierre Jr.	[rv/rv] NC State	2/3/2026	L, 84-83	10 (10-21)	Robert McCray V	Florida State	1/24/2026	W, 83-80
38 FGA	38	Gene Phillips	at Texas	3/2/1971	L, 96-88					
30 FGA	38	Gene Phillips	at Texas	3/2/1971	L, 96-88					
26 FGA						26 (8-26)	Tamir Jackson	Rice	2/27/2013	W, 67-55
25 FGA	25 (12-25)	Jahmal McMurray	Memphis	2/14/2018	L, 70-67	26 (8-26)	Tamir Jackson	Rice	2/27/2013	W, 67-55
24 FGA	24 (9-24)	Zhuric Phelps	vs UCF	3/9/2023	L, 76-70	24 (8-24)	Savion Flagg	Sam Houston	11/24/2021	W, 75-66
23 FGA	24 (9-24)	Zhuric Phelps	vs UCF	3/9/2023	L, 76-70	23 (11-23)	Jordan Brown	Louisiana	11/22/2022	L, 76-72 ot
21 FGA	21 (13-21)	Jaron Pierre Jr.	vs Texas A&M	12/7/2025	W ot, 93-80	21 (10-21)	Robert McCray V	Florida State	1/24/2026	W, 83-80
20 FGA	20 (10-20)	Jaron Pierre Jr.	[rv/rv] NC State	2/3/2026	L, 84-83	21 (10-21)	Robert McCray V	Florida State	1/24/2026	W, 83-80
Shot 75% (12 FGM)	82.3 (14-17)	Jahmal McMurray	Western Carolina	11/14/2018	W, 98-65	75.0 (12-16)	Kendal Coleman	vs Cal Baptist	11/6/2024	W, 79-77
Shot 100% (10 FGM)	100 (10-10)	Markus Kennedy	[22/22] Memphis	2/1/2014	W, 87-72					
Shot 91% (10 FGM)	91.7 (11-12)	Jordan Tolbert	Michigan	12/8/2015	W, 82-58	91.7 (11-12)	Jayson Kent	at [-rv] Indiana State	3/20/2024	L, 101-92
Shot 90% (10 FGM)	90.9 (10-11)	Sterling Brown	Hampton	12/17/2015	W, 105-72	91.7 (11-12)	Jayson Kent	at [-rv] Indiana State	3/20/2024	L, 101-92
Shot 80% (10 FGM)	83.3 (10-12)	Jaden Toombs	at [6/6] Duke	1/10/2026	L, 82-75	91.7 (11-12)	Jayson Kent	at [-rv] Indiana State	3/20/2024	L, 101-92

Shot 75% (10 FGM)	83.3 (10-12)	Jaden Toombs	at [6/6] Duke	1/10/2026	L, 82-75	76.9 (10-13)	Maliq Ewin	at Florida State	3/8/2025	L, 76-69
Shot 100% (9 FGM)	100 (9-9)	Keon Ambrose-Hylton	Texas A&M-Commerc	12/3/2023	W, 90-47					
Shot 75% (9 FGM)	83.3 (10-12)	Jaden Toombs	at [6/6] Duke	1/10/2026	L, 82-75	91.7 (11-12)	Jayson Kent	at [-rvr] Indiana State	3/20/2024	L, 101-92
Shot 100% (8 FGM)	100 (9-9)	Keon Ambrose-Hylton	Texas A&M-Commerc	12/3/2023	W, 90-47	100 (8-8)	Devin Coleman	at Temple	1/24/2016	L, 89-80
Shot 90% (8 FGM)	100 (9-9)	Keon Ambrose-Hylton	Texas A&M-Commerc	12/3/2023	W, 90-47	91.7 (11-12)	Jayson Kent	at [-rvr] Indiana State	3/20/2024	L, 101-92
Shot 85% (8 FGM)	88.9 (8-9)	Tyreek Smith	Tulane	2/1/2024	W, 80-76	88.9 (8-9)	Max Mackinnon	vs [rvrv] LSU	12/13/2025	L, 89-77
Shot 80% (8 FGM)	83.3 (10-12)	Jaden Toombs	at [6/6] Duke	1/10/2026	L, 82-75	88.9 (8-9)	Max Mackinnon	vs [rvrv] LSU	12/13/2025	L, 89-77
Shot 75% (8 FGM)	83.3 (10-12)	Jaden Toombs	at [6/6] Duke	1/10/2026	L, 82-75	88.9 (8-9)	Max Mackinnon	vs [rvrv] LSU	12/13/2025	L, 89-77
Shot 100% (7 FGM)	100 (7-7)	Samet Yigitoglu	Central Arkansas	12/21/2025	W, 99-82	100 (8-8)	Devin Coleman	at Temple	1/24/2016	L, 89-80
Shot 90% (7 FGM)	100 (7-7)	Samet Yigitoglu	Central Arkansas	12/21/2025	W, 99-82	91.7 (11-12)	Jayson Kent	at [-rvr] Indiana State	3/20/2024	L, 101-92
Shot 80% (7 FGM)	87.5 (7-8)	Samet Yigitoglu	at [20/20] Louisville	1/31/2026	L, 88-74	88.9 (8-9)	Max Mackinnon	vs [rvrv] LSU	12/13/2025	L, 89-77
Shot 75% (7 FGM)	87.5 (7-8)	Samet Yigitoglu	at [20/20] Louisville	1/31/2026	L, 88-74	88.9 (8-9)	Max Mackinnon	vs [rvrv] LSU	12/13/2025	L, 89-77
						77.8 (7-9)	Pablo Tamba	vs [rvrv] LSU	12/13/2025	L, 89-77
Shot 100% (6 FGM)	100 (7-7)	Samet Yigitoglu	Central Arkansas	12/21/2025	W, 99-82	100 (6-6)	Kasean Pryor	at [rvrv] South Florida	2/25/2024	L, 79-68
Shot 90% (6 FGM)	100 (7-7)	Samet Yigitoglu	Central Arkansas	12/21/2025	W, 99-82	91.7 (11-12)	Jayson Kent	at [-rvr] Indiana State	3/20/2024	L, 101-92
Shot 88% (6 FGM)	100 (7-7)	Samet Yigitoglu	Central Arkansas	12/21/2025	W, 99-82	88.9 (8-9)	Max Mackinnon	vs [rvrv] LSU	12/13/2025	L, 89-77
Shot 80% (6 FGM)	87.5 (7-8)	Samet Yigitoglu	at [20/20] Louisville	1/31/2026	L, 88-74	85.7 (6-7)	RJ Godfrey	at [rvrv] Clemson	1/7/2026	L, 74-70
Shot 75% (6 FGM)	87.5 (7-8)	Samet Yigitoglu	at [20/20] Louisville	1/31/2026	L, 88-74	85.7 (6-7)	RJ Godfrey	at [rvrv] Clemson	1/7/2026	L, 74-70
Shot 100% (5 FGM)	100 (7-7)	Samet Yigitoglu	Central Arkansas	12/21/2025	W, 99-82	100 (6-6)	Kasean Pryor	at [rvrv] South Florida	2/25/2024	L, 79-68
Shot 90% (5 FGM)	100 (7-7)	Samet Yigitoglu	Central Arkansas	12/21/2025	W, 99-82	91.7 (11-12)	Jayson Kent	at [-rvr] Indiana State	3/20/2024	L, 101-92
Shot 80% (5 FGM)	87.5 (7-8)	Samet Yigitoglu	at [20/20] Louisville	1/31/2026	L, 88-74	88.9 (8-9)	Max Mackinnon	vs [rvrv] LSU	12/13/2025	L, 89-77
Shot 75% (5 FGM)	87.5 (7-8)	Samet Yigitoglu	at [20/20] Louisville	1/31/2026	L, 88-74	85.7 (6-7)	RJ Godfrey	at [rvrv] Clemson	1/7/2026	L, 74-70
Made 10 3FG						10 (10-17)	Reyne Smith	[25rv] Louisville	1/21/2025	L, 98-73
Made 9 3FG	9 (9-19)	Jahmal McMurray	Memphis	2/14/2018	L, 70-67	10 (10-17)	Reyne Smith	[25rv] Louisville	1/21/2025	L, 98-73
Made 8 3FG	9 (9-19)	Jahmal McMurray	Memphis	2/14/2018	L, 70-67	10 (10-17)	Reyne Smith	[25rv] Louisville	1/21/2025	L, 98-73
Made 7 3FG	7 (7-10)	Kendric Davis	at Tulane	1/15/2022	W, 75-66	10 (10-17)	Reyne Smith	[25rv] Louisville	1/21/2025	L, 98-73
Made 6 3FG	6 (6-8)	Ricardo Wright	[rv-] Memphis	2/18/2024	W, 106-79	6 (6-12)	Darrion Williams	[rvrv] NC State	2/3/2026	L, 84-83
Made 5 3FG	5 (5-7)	Corey Washington	[12/12] North Carolin	1/3/2026	W, 97-83	6 (6-12)	Darrion Williams	[rvrv] NC State	2/3/2026	L, 84-83
17 3FGA	19 (9-19)	Jahmal McMurray	Memphis	2/14/2018	L, 70-67	17 (10-17)	Reyne Smith	[25rv] Louisville	1/21/2025	L, 98-73
16 3FGA	19 (9-19)	Jahmal McMurray	Memphis	2/14/2018	L, 70-67	17 (10-17)	Reyne Smith	[25rv] Louisville	1/21/2025	L, 98-73
15 3FGA	15 (6-15)	Kendric Davis	vs Tulsa	3/1/2022	W, 83-58	17 (10-17)	Reyne Smith	[25rv] Louisville	1/21/2025	L, 98-73
13 3FGA	15 (6-15)	Kendric Davis	vs Tulsa	3/1/2022	W, 83-58	14 (3-14)	Alex Mirhosseini	UAPB	11/18/2025	W, 106-60
12 3FGA	15 (6-15)	Kendric Davis	vs Tulsa	3/1/2022	W, 83-58	12 (6-12)	Darrion Williams	[rvrv] NC State	2/3/2026	L, 84-83
11 3FGA	11 (3-11)	Ricardo Wright	UTSA	3/2/2024	L, 77-73	12 (6-12)	Darrion Williams	[rvrv] NC State	2/3/2026	L, 84-83
10 3FGA	10 (3-10)	Chuck Harris	Wake Forest	2/15/2025	L, 77-66	12 (6-12)	Darrion Williams	[rvrv] NC State	2/3/2026	L, 84-83
Shot 60% (10 3FGM)						62.5 (10-16)	James Woodard	[RV/-] Tulsa	3/8/2015	W, 67-62
Shot 60% (9 3FGM)						81.8 (9-11)	Bryce Alford	vs. UCLA	3/13/2015	L, 60-59
Shot 80% (8 3FGM)						81.8 (9-11)	Bryce Alford	vs. UCLA	3/13/2015	L, 60-59
Shot 70% (8 3FGM)	72.7 (8-11)	Nic Moore	Houston	1/24/2015	W, 80-59	72.7 (8-11)	Kameron Gibson	Western Carolina	11/14/2018	W, 98-65
Shot 80% (7 3FGM)	87.5 (7-8)	Shake Milton	at Tulsa	12/29/2015	W, 81-69	100 (7-7)	Devin Coleman	at Temple	1/24/2016	L, 89-80
Shot 75% (7 3FGM)	87.5 (7-8)	Shake Milton	at Tulsa	12/29/2015	W, 81-69	77.8 (7-9)	Armoni Brooks	at [rvrv] Houston	2/8/2018	L, 67-58
Shot 70% (7 3FGM)	70.0 (7-10)	Kendric Davis	at Tulane	1/15/2022	W, 75-66	72.7 (8-11)	Kameron Gibson	Western Carolina	11/14/2018	W, 98-65
Shot 80% (6 3FGM)	87.5 (7-8)	Shake Milton	at Tulsa	12/29/2015	W, 81-69	85.7 (6-7)	Max Mackinnon	vs [rvrv] LSU	12/13/2025	L, 89-77
Shot 70% (6 3FGM)	75.0 (6-8)	Ricardo Wright	[rv-] Memphis	2/18/2024	W, 106-79	85.7 (6-7)	Max Mackinnon	vs [rvrv] LSU	12/13/2025	L, 89-77
Shot 100% (5 3FGM)	100 (5-5)	Isiaha Mike	Tulane	1/26/2019	W, 85-75	100 (5-5)	Justin Jenifer	vs [24/23] Cincinnati	3/15/2019	L, 82-74
Shot 80% (5 3FGM)	83.3 (5-6)	Chuck Harris	at Tulane	2/15/2024	W, 87-79	85.7 (6-7)	Max Mackinnon	vs [rvrv] LSU	12/13/2025	L, 89-77
Shot 75% (5 3FGM)	75.0 (6-8)	Ricardo Wright	[rv-] Memphis	2/18/2024	W, 106-79	85.7 (6-7)	Max Mackinnon	vs [rvrv] LSU	12/13/2025	L, 89-77
Shot 70% (5 3FGM)	71.4 (5-7)	Corey Washington	[12/12] North Carolin	1/3/2026	W, 97-83	71.4 (5-7)	Juke Harris	at Wake Forest	1/20/2026	W, 91-79
Shot 100% (4 3FGM)	100 (4-4)	Ricardo Wright	at Murray State	12/22/2023	W, 92-65	100 (4-4)	Kolby King	at Butler	11/15/2024	L, 81-70
Shot 83% (4 3FGM)	83.3 (5-6)	Chuck Harris	at Tulane	2/15/2024	W, 87-79	85.7 (6-7)	Max Mackinnon	vs [rvrv] LSU	12/13/2025	L, 89-77
Shot 75% (4 3FGM)	80.0 (4-5)	Chuck Harris	at Boston College	12/21/2024	W, 103-77	85.7 (6-7)	Max Mackinnon	vs [rvrv] LSU	12/13/2025	L, 89-77
Shot 70% (4 3FGM)	71.4 (5-7)	Corey Washington	[12/12] North Carolin	1/3/2026	W, 97-83	71.4 (5-7)	Juke Harris	at Wake Forest	1/20/2026	W, 91-79
Shot 100% (3 3FGM)	100 (3-3)	Jaron Pierre Jr.	Tarleton State	11/3/2025	W, 96-76	100 (3-3)	Kiwan Garris Jr.	Cal State Fullerton	12/28/2025	W, 110-63
Shot 80% (3 3FGM)	100 (3-3)	Jaron Pierre Jr.	Tarleton State	11/3/2025	W, 96-76	100 (3-3)	Kiwan Garris Jr.	Cal State Fullerton	12/28/2025	W, 110-63
Shot 70% (3 3FGM)	75.0 (3-4)	B.J. Edwards	[16/16] Virginia	1/17/2026	L, 72-68	71.4 (5-7)	Juke Harris	at Wake Forest	1/20/2026	W, 91-79
Made 20 FTs	22 (22-24)	Jan Loudermilk	TCU	2/24/1962						
Made 14 FTs	14 (14-15)	Derek Williams	Memphis	1/30/2010	W, 70-60	16 (14-16)	Bubu Benjamin	Tarleton State	11/4/2024	W, 96-62
Made 13 FTs	13 (13-14)	Kendric Davis	Cincinnati	3/3/2022	W, 76-71	13 (13-15)	Freddy Hicks	Tarleton State	11/3/2025	W, 96-76
Made 12 FTs	12 (12-12)	Boopie Miller	Radford	11/24/2025	W, 89-72	13 (13-15)	Freddy Hicks	Tarleton State	11/3/2025	W, 96-76
Made 11 FTs	11 (11-16)	Boopie Miller	Virginia Tech	1/14/2026	W, 77-76	13 (13-15)	Freddy Hicks	Tarleton State	11/3/2025	W, 96-76
Made 10 FTs	11 (11-16)	Boopie Miller	Virginia Tech	1/14/2026	W, 77-76	13 (13-15)	Freddy Hicks	Tarleton State	11/3/2025	W, 96-76
Att. 24 Fts	24 (22-24)	Jan Loudermilk	TCU	2/24/1962						
Att. 20 Fts	24 (22-24)	Jan Loudermilk	TCU	2/24/1962						
Att. 17 Fts	17 (13-17)	Kendric Davis	vs Cincinnati	3/12/2021	L, 74-71	17 (13-17)	Danuel House	at Houston	1/9/2013	L, 78-67
Att. 16 Fts	16 (11-16)	Boopie Miller	Virginia Tech	1/14/2026	W, 77-76	16 (14-16)	Bubu Benjamin	Tarleton State	11/4/2024	W, 96-62
Att. 15 Fts	16 (11-16)	Boopie Miller	Virginia Tech	1/14/2026	W, 77-76	15 (8-15)	Marcus Hill	vs Texas A&M	12/7/2025	W ot, 93-80
Att. 14 Fts	16 (11-16)	Boopie Miller	Virginia Tech	1/14/2026	W, 77-76	15 (8-15)	Marcus Hill	vs Texas A&M	12/7/2025	W ot, 93-80
Att. 13 Fts	16 (11-16)	Boopie Miller	Virginia Tech	1/14/2026	W, 77-76	15 (8-15)	Marcus Hill	vs Texas A&M	12/7/2025	W ot, 93-80
Att. 12 Fts	16 (11-16)	Boopie Miller	Virginia Tech	1/14/2026	W, 77-76	15 (8-15)	Marcus Hill	vs Texas A&M	12/7/2025	W ot, 93-80
100% FTs (min 12 FTM)	100 (12-12)	Boopie Miller	Radford	11/24/2025	W, 89-72					
100% FTs (min 11 FTM)	100 (11-11)	Boopie Miller	at [rvrv] Clemson	1/7/2026	L, 74-70	11 (11-11)	Alandise Harris	at Arkansas	11/18/2013	L, 89-78
100% FTs (min 10 FTM)	100 (11-11)	Boopie Miller	at [rvrv] Clemson	1/7/2026	L, 74-70	11 (11-11)	Alandise Harris	at Arkansas	11/18/2013	L, 89-78
100% FTs (min 9 FTM)	100 (11-11)	Boopie Miller	at [rvrv] Clemson	1/7/2026	L, 74-70	100 (9-9)	Robbie Avila	at [-rvr] Indiana State	3/20/2024	L, 101-92
100% FTs (min 8 FTM)	100 (11-11)	Boopie Miller	at [rvrv] Clemson	1/7/2026	L, 74-70	100 (8-8)	Dior Johnson	Tarleton State	11/3/2025	W, 96-76
100% FTs (min 7 FTM)	100 (11-11)	Boopie Miller	at [rvrv] Clemson	1/7/2026	L, 74-70	100 (8-8)	Dior Johnson	Tarleton State	11/3/2025	W, 96-76
100% FTs (min 6 FTM)	100 (11-11)	Boopie Miller	at [rvrv] Clemson	1/7/2026	L, 74-70	100 (6-6)	TreVon Spillers	at Wake Forest	1/20/2026	W, 91-79
Had 9 blocks (SMU record)	9	Yanick Moreira	Midwestern State	12/29/2014	W, 70-61					
Had 8 blocks	9	Yanick Moreira	Midwestern State	12/29/2014	W, 70-61	8	Viktor Lakhin	Cincinnati	1/14/2023	L, 54-52
Had 7 blocks	7	Michael Weathers	vs Tulsa	3/1/2022	W, 83-58	8	Viktor Lakhin	Cincinnati	1/14/2023	L, 54-52
Had 6 blocks	7	Michael Weathers	vs Tulsa	3/1/2022	W, 83-58	8	Viktor Lakhin	Cincinnati	1/14/2023	L, 54-52
Had 5 blocks	5	Tyreek Smith	UAB	2/4/2024	W, 72-69	5	Steve Settle	vs Temple	3/14/2024	L, 75-60

Had 5 blocks (1st half)	5 (9 total)	Yanick Moreira	Midwestern State	12/29/2014	W, 70-61	5 (5 total)	Justin Jackson	at Cincinnati	1/1/2014	L, 65-57
Had 4 blocks (1st half)	4 (4 total)	Samet Yiğitoğlu	[25/rv] Louisville	1/21/2025	L, 98-73	5 (5 total)	Justin Jackson	at Cincinnati	1/1/2014	L, 65-57
Had 5 blocks (2nd half)	4 (4 total)	Samet Yiğitoğlu	[25/rv] Louisville	1/21/2025	L, 98-73	7 (8 total)	Viktor Lakhin	Cincinnati	1/14/2023	L, 54-52
Had 4 blocks (2nd half)	4 (4 total)	Samet Yiğitoğlu	[25/rv] Louisville	1/21/2025	L, 98-73	7 (8 total)	Viktor Lakhin	Cincinnati	1/14/2023	L, 54-52
Had a triple double (w/ steals)	24p/13a/10s	B.J. Edwards	Arkansas State	11/21/2025	W, 100-69	15p/14r/10a	Jason McKrieth	at Rice	12/31/2005	L, 66-64 ot
Had a triple double	21p/11r/10a	B.J. Edwards	Cal State Fullerton	12/28/2025	W, 110-63	15p/14r/10a	Jason McKrieth	at Rice	12/31/2005	L, 66-64 ot
Had 18+ pts & rebs	20pts, 19 rebs	Jordan Tolbert	Hampton	12/17/2015	W, 105-72	23 pt, 20 reb	Tacko Fall	at UCF	2/24/2019	L, 95-48
Had 16+ pts & rebs	20pts, 19 rebs	Jordan Tolbert	Hampton	12/17/2015	W, 105-72	23 pt, 20 reb	Tacko Fall	at UCF	2/24/2019	L, 95-48
Had 15+ pts & rebs	16pts, 16 rebs	Matt Cross	vs LSU	12/14/2024	W, 74-64	23 pt, 20 reb	Tacko Fall	at UCF	2/24/2019	L, 95-48
Had 15+ pts & rebs, 2 gms	18p,23r, 20,19	Jordan Tolbert	Nicholls 12/16/15 (W), Hampton 12/17 (W)							
Had 35+points, 10+ rebs	36 pts, 12 reb	Semi Ojeleye	vs. East Carolina	3/10/2017	W, 81-77	36 pts, 13 reb	Mark Patton	Marshall	2/16/2006	L, 75-72 ot
Had 30+points, 10+ rebs	36 pts, 12 reb	Semi Ojeleye	vs. East Carolina	3/10/2017	W, 81-77	33 pts, 10 reb	David Jones	[rv/-] Memphis	2/18/2024	W, 106-79
Previous	30 pts, 10 reb	Semi Ojeleye	at Temple	2/9/2017	W, 66-50	36 pts, 13 reb	Mark Patton	Marshall	2/16/2006	L, 75-72 ot
Had 25+points, 10+ rebs	25 pts, 14 reb	Tyson Jolly	Temple	1/18/2020	W, 68-52	33 pts, 10 reb	David Jones	[rv/-] Memphis	2/18/2024	W, 106-79
Had 21+ pts & 15+ rebs	20pts, 19 rebs	Jordan Tolbert	Hampton	12/17/2015	W, 105-72	23 pt, 20 reb	Tacko Fall	at UCF	2/24/2019	L, 95-48
Had 20+ pts & 15+ rebs	20pts, 19 rebs	Jordan Tolbert	Hampton	12/17/2015	W, 105-72	23 pt, 20 reb	Tacko Fall	at UCF	2/24/2019	L, 95-48
Had 30+points, 9+ assists	33 pts, 9 ast	Jon Killen	UTEP	3/1/2008	W, 99-96 2ot					
Had 30+points, 5+ assists	33 pts, 5 ast	Kendric Davis	Sam Houston State	11/25/2020	W, 97-67	30 pts, 6 ast	David DeJulius	at Cincinnati	3/5/2023	L, 97-74
Previous	33 pts, 5 ast	Shake Milton	at [7/4] Wichita State	1/17/2018	W, 83-78					
Had 25+points, 5+ assists	27 pts, 12 ast	Boopie Miller	[12/12] North Carolin	1/3/2026	W, 97-83	26 pts, 6 ast	Tyler Tanner	at [17/16] Vanderbilt	12/3/2025	L, 88-69
Had 20+points, 10+ assists	27 pts, 12 ast	Boopie Miller	[12/12] North Carolin	1/3/2026	W, 97-83	25 pts, 11 ast	Kendric Davis	at [rv/-] Memphis	1/26/2023	L, 99-84
Had 25+points, 10+ assists	27 pts, 12 ast	Boopie Miller	[12/12] North Carolin	1/3/2026	W, 97-83	25 pts, 11 ast	Kendric Davis	at [rv/-] Memphis	1/26/2023	L, 99-84
Had 30+points, 5+ steals	32 pts, 5 stl	Paul McCoy	TAMU-CC	12/31/2008	W, 92-62					
Had 25+points, 5+ steals	26 pts, 7 stls	Zhuric Phelps	at Wichita State	2/12/2023	L, 91-89 (2OT)					
Had 25+pts, 5+asts, 5+stls	26p, 5a, 7s	Zhuric Phelps	at Wichita State	2/12/2023	L, 91-89 (2OT)					
Had 15pts, 10rebs, 10asts, 5stls	21p, 11r, 10a, 5s	B.J. Edwards	Cal State Fullerton	12/28/2025	W, 110-63					
Had 15pts, 5rebs, 5asts, 5stls	24p, 8r, 7a, 6s	B.J. Edwards	at Wake Forest	1/20/2026	W, 91-79					
Had 15+pts, 5+asts, 5+stls	21p, 10a, 5s	B.J. Edwards	Cal State Fullerton	12/28/2025	W, 110-63					
Dbl-Dbl (pts, asts)	27p, 12a	Boopie Miller	[12/12] North Carolin	1/3/2026	W, 97-83	13 pts, 16 ast	Chucky Hepburn	[25/rv] Louisville	1/21/2025	L, 98-73
Dbl-Dbl (rebs, asts)	21p, 11r, 10a, 5s	B.J. Edwards	Cal State Fullerton	12/28/2025	W, 110-63	10 reb, 16 ast	Quadir Copeland	[rv/rv] NC State	2/3/2026	L, 84-83
Dbl-Dbl (p/a) 2 straight	2+	Boopie Miller	CSF 12/28/25, [12/12] UNC	1/3/26						
11+ assists/0 turnovers	13 ast, 0 to	Kendric Davis	Houston Baptist	12/2/2020	W, 102-75	16 asts, 0 to	Quadir Copeland	[rv/rv] NC State	2/3/2026	L, 84-83
10+ assists/0 turnovers	10 ast, 0 to	Chuck Harris	Oklahoma State	3/23/2025	L, 85-83	16 asts, 0 to	Quadir Copeland	[rv/rv] NC State	2/3/2026	L, 84-83
9+ assists/0 turnovers	9 ast, 0 to	Boopie Miller	at Pitt	2/7/2026	W, 86-67	16 asts, 0 to	Quadir Copeland	[rv/rv] NC State	2/3/2026	L, 84-83
7+ assists/0 turnovers	9 ast, 0 to	Boopie Miller	at Pitt	2/7/2026	W, 86-67	16 asts, 0 to	Quadir Copeland	[rv/rv] NC State	2/3/2026	L, 84-83
10+ assists/1 turnover	12 ast, 1 to	Boopie Miller	[12/12] North Carolin	1/3/2026	W, 97-83	16 asts, 0 to	Quadir Copeland	[rv/rv] NC State	2/3/2026	L, 84-83
Led in pts, rebs, asts, stls, blks	22p/6r/5a/2s/1b	Zhuric Phelps	[2/2] Houston	2/16/2023	L, 80-65	25p/8r/1a/2b/2s	Ezra Ausar	at East Carolina	1/13/2024	W, 75-64
Led in pts, rebs, asts, stls	16p/10r/7a/4s	B.J. Edwards	Northern Iowa	3/19/2025	W, 73-63	20p/6r/4a/2s/2b)	Kevin Cross	at Tulane	2/15/2024	W, 87-79
Led in pts, rebs, stls, blks	22p/6r/5a/2s/1b	Zhuric Phelps	[2/2] Houston	2/16/2023	L, 80-65	27p/6r/2b/3s	Juke Harris	at Wake Forest	1/20/2026	W, 91-79
Led in pts, rebs, asts, blks	22p/6r/5a/2s/1b	Zhuric Phelps	[2/2] Houston	2/16/2023	L, 80-65	25p/8r/1a/2b/2s	Ezra Ausar	at East Carolina	1/13/2024	W, 75-64
Led in pts, asts, stls, blks	28p/6a/3s/1b(5r)	Boopie Miller	Murray State	11/11/2025	W, 102-91	16p/7a/4s/2b	Josh Ward	Cal State Fullerton	12/28/2025	W, 110-63
Had double double (as FR)	12 pts, 10 rebs	Jaden Toombs	Virginia Tech	1/14/2026	W, 77-76					
Had double double (at half)	10p/10r (14p/13r)	Marus Weathers	Tulsa	2/23/2022	W, 75-61					
12+pts & 12+ rebs (at half)	15pts, 12reb	Papa Dia	at Northern Iowa	3/21/2011	W, 57-50					
Had two technicals-player		Sterling Brown	vs. [-/rv] Pittsburgh	11/17/2016	W, 76-67					
Had two technicals-coach		Matt Doherty	at UTEP	1/9/2008	L, 79-66					
10+points in 29 straight gms previous	30+	Boopie Miller	1/29/2025							
10+points in 20 straight gms	29	Damon Hancock	2/22/2001	3/6/2002						
10+points in 10 straight gms	30+	Boopie Miller	1/29/2025							
15+points in 15 straight gms	30+	Boopie Miller	1/29/2025							
15+points in 11 straight gms	16	Kendric Davis	11/15/2021	1/20/2022						
15+points in 10 straight gms	11	Zhuric Phelps	11/15/2022	12/25/2022						
29+points consecutive gms	10	Boopie Miller	11/11/2025	12/21/2025						
	2	Ike Ofoegbu	at Rice (30)	2/24/2007	L, 75-66					
			Tulsa (29)	2/28/2007	L, 67-60					
25+points consecutive gms	2	Boopie Miller	Radford (25)	11/24/2025	W, 89-72					
			at Miss. St (28)	11/28/2025	W ot, 87-81					
20+points in 3 straight gms	3	Boopie Miller	[12/12] North Carolin	1/3/2026	W, 97-83					
			at [rv/rv] Clemson (2)	1/7/2026	L, 74-70					
			Virginia Tech (24)	1/14/2026	W, 77-76					
8+rebs in 10 straight gms	11	Markus Kennedy	at Cincinnati	1/1/2014	Temple 2/6/2014					
8+rebs in 8 straight gms	8	Matt Cross	Prairie View A&M	11/1 at Boston College	12/21/2024					
	7	Samet Yiğitoğlu	11/21/2025	12/28/2026						
5+assists in 15 straight gms	16	Butch Moore	3/14/1985	1/8/1986						
5+assists in 10 straight gms	14	Kendric Davis	11/27/2019	1/25/2020						
5+assists in 5 straight gms	7	Boopie Miller	11/3/2025	11/24/2025						
5+ steals in 2 straight games	2 (6,5)	Zhuric Phelps	1/14/23 v Cincinnati	1/18/23 at Tulsa						
3+steals in 5 straight games	5	Isiaha Mike	12/3/2019	1/1/2020						
3+steals in 3 straight games	3 (4,3,5)	B.J. Edwards	11/4/2024	11/11/2024						
2+ steals in 8 straight games	10(4,2,2,5,2,2,3,2,6)	B.J. Edwards	12/7/2025	1/20/2026						
2+ steals in 5 straight games	10(4,2,2,5,2,2,3,2,6)	B.J. Edwards	12/7/2025	1/20/2026						
5+blocks in 2 straight games	2	Cannen Cunningham	[RV/RV] Memphis (6)	2/6/2013	L, 60-52					
			at Rice (6)	2/9/2013	W, 61-39					
5-straight double-doubles	5	Ike Ofoegbu	Rice 2/10/2007	at Rice 2/24/2007						
3-straight double-doubles	3	Samet Yiğitoğlu	vs LSU 12/13/25, Central Ark. 12/21, CS Fullerton 12/							

**THE STAT CREW SYSTEM**  
**SMU Game-by-Game Highs (as of Feb 07, 2026)**  
**All games**

Opponent	Date	Score	Points	Rebounds	Assists	Steals	Blocked shots
TARLETON ST.	11/03/25	96-76	21-PIERRE JR., Jaron	8-YIGITOGLU, Samet	5-MILLER, Boopie	2-EDWARDS, B.J. WASHINGTON, Cor	3-YIGITOGLU, Samet
A&M-CORPUS CHRISTI	11/06/25	69-58	14-MILLER, Boopie	10-YIGITOGLU, Same	6-MILLER, Boopie	1-PIERRE JR., Jaron HOLMES, Mitchell MILLER, Boopie YIGITOGLU, Samet	2-YIGITOGLU, Samet
MURRAY ST.	11/11/25	102-91	28-MILLER, Boopie	11-WASHINGTON, C	6-MILLER, Boopie	3-MILLER, Boopie	1-MILLER, Boopie EDWARDS, B.J. PIERRE JR., Jaron
BUTLER	11/15/25	87-85	23-MILLER, Boopie	7-PIERRE JR., Jaron	12-MILLER, Boopie	3-MILLER, Boopie	1-PURYEAR, Chance YIGITOGLU, Samet HOLMES, Mitchell
ARK.-PINE BLUFF	11/18/25	106-60	23-PIERRE JR., Jaron	7-PIERRE JR., Jaron YIGITOGLU, Samet	10-MILLER, Boopie	3-MILLER, Boopie EDWARDS, B.J.	4-WALLS, Nigel
ARKANSAS ST.	11/21/25	100-69	24-EDWARDS, B.J.	6-WASHINGTON, Co	13-EDWARDS, B.J.	10-EDWARDS, B.J.	2-YIGITOGLU, Samet
RADFORD	11/24/25	89-72	25-MILLER, Boopie	13-PIERRE JR., Jaron	10-MILLER, Boopie	2-EDWARDS, B.J. WASHINGTON, Cor	3-WASHINGTON, Co
at Mississippi St.	11/28/25	87-81	28-MILLER, Boopie	13-YIGITOGLU, Same	3-YIGITOGLU, Samet MILLER, Boopie EDWARDS, B.J.	2-MILLER, Boopie	2-YIGITOGLU, Samet PIERRE JR., Jaron
at Vanderbilt	12/03/25	69-88	17-MILLER, Boopie	8-YIGITOGLU, Samet	6-MILLER, Boopie	1-WASHINGTON, Co MILLER, Boopie	None
vs Texas A&M	12/07/25	93-80	35-PIERRE JR., Jaron	9-EDWARDS, B.J.	11-EDWARDS, B.J.	4-EDWARDS, B.J.	2-YIGITOGLU, Samet
vs LSU	12/13/25	77-89	16-TOOMBS, Jaden MILLER, Boopie PIERRE JR., Jaron	10-YIGITOGLU, Same	4-MILLER, Boopie	2-EDWARDS, B.J.	1-TOOMBS, Jaden
CENTRAL ARK.	12/21/25	99-82	23-MILLER, Boopie	11-YIGITOGLU, Same	8-MILLER, Boopie	4-MILLER, Boopie	2-YIGITOGLU, Samet
CAL ST. FULLERTON	12/28/25	110-63	21-O'NEAL JR., Jerm EDWARDS, B.J.	12-YIGITOGLU, Same	12-MILLER, Boopie	5-EDWARDS, B.J.	4-YIGITOGLU, Samet
NORTH CAROLINA	01/03/26	97-83	27-MILLER, Boopie	6-WASHINGTON, Co	12-MILLER, Boopie	2-EDWARDS, B.J.	2-YIGITOGLU, Samet
at Clemson	01/07/26	70-74	23-MILLER, Boopie	11-YIGITOGLU, Same	4-EDWARDS, B.J.	2-EDWARDS, B.J.	1-YIGITOGLU, Samet WASHINGTON, Cor
at Duke	01/10/26	75-82	23-TOOMBS, Jaden	7-EDWARDS, B.J. TOOMBS, Jaden	5-EDWARDS, B.J.	3-EDWARDS, B.J. WASHINGTON, Cor	2-YIGITOGLU, Samet
VIRGINIA TECH	01/14/26	77-76	24-MILLER, Boopie	10-TOOMBS, Jaden	6-MILLER, Boopie	2-MILLER, Boopie EDWARDS, B.J.	2-O'NEAL JR., Jermai YIGITOGLU, Samet
VIRGINIA	01/17/26	68-72	16-PIERRE JR., Jaron	6-TOOMBS, Jaden EDWARDS, B.J.	5-EDWARDS, B.J.	2-EDWARDS, B.J.	3-YIGITOGLU, Samet
at Wake Forest	01/20/26	91-79	24-EDWARDS, B.J.	9-TOOMBS, Jaden	7-EDWARDS, B.J.	6-EDWARDS, B.J.	2-O'NEAL JR., Jermai
FLORIDA ST.	01/24/26	83-80	28-PIERRE JR., Jaron	11-YIGITOGLU, Same	6-MILLER, Boopie	2-MILLER, Boopie PIERRE JR., Jaron	1-TOOMBS, Jaden MILLER, Boopie YIGITOGLU, Samet PIERRE JR., Jaron
at Louisville	01/31/26	74-88	20-MILLER, Boopie	8-YIGITOGLU, Samet EDWARDS, B.J.	4-MILLER, Boopie	3-EDWARDS, B.J.	1-TOOMBS, Jaden YIGITOGLU, Samet
NC STATE	02/03/26	83-84	23-PIERRE JR., Jaron	9-YIGITOGLU, Samet EDWARDS, B.J.	8-MILLER, Boopie	1-EDWARDS, B.J. MILLER, Boopie	2-YIGITOGLU, Samet WASHINGTON, Cor
at Pittsburgh	02/07/26	86-67	21-PIERRE JR., Jaron	8-YIGITOGLU, Samet	9-MILLER, Boopie	3-MILLER, Boopie	1-WASHINGTON, Co TOOMBS, Jaden



**THE STAT CREW SYSTEM**  
**SMU Team Game-by-Game Comparison (as of Feb 07, 2026)**  
**All games**

Opponent	1st	2nd	Score	Mar	Total FG	FG Pct	3-Pointers	3FG Pct	Free Throws	FT Pct	Rebounds	Assist	T/Over	Block	Steal	Fouls
TARLETON ST.	48/38	48/38	96-76	+20	28-50/20-51	.560/.392	7-18/7-18	.389/.389	33-42/29-35	.786/.829	31/30 +1	13/12	11/15	3/1	6/5	24/30
A&M-CORPUS CHRISTI	32/28	37/30	69-58	+11	21-59/19-66	.356/.288	4-16/8-29	.250/.276	23-28/12-18	.821/.667	49/45 +4	16/13	9/11	5/5	4/3	14/22
MURRAY ST.	49/42	53/49	102-91	+11	35-74/32-62	.473/.516	7-16/9-26	.438/.346	25-30/18-24	.833/.750	42/31 +11	16/18	11/15	3/3	10/5	19/25
BUTLER	38/43	49/42	87-85	+2	36-64/29-63	.563/.460	4-13/13-29	.308/.448	11-15/14-23	.733/.609	34/34 -	18/24	16/17	3/1	12/9	18/15
ARK.-PINE BLUFF	45/26	61/34	106-60	+46	37-65/23-67	.569/.343	12-27/4-26	.444/.154	20-26/10-18	.769/.556	45/32 +13	27/15	12/17	6/3	10/7	13/20
ARKANSAS ST.	50/30	50/39	100-69	+31	41-75/26-63	.547/.413	8-23/6-29	.348/.207	10-16/11-16	.625/.688	30/48 (18)	29/6	8/32	4/2	26/4	15/16
RADFORD	46/38	43/34	89-72	+17	27-59/23-69	.458/.333	10-26/11-39	.385/.282	25-32/15-18	.781/.833	50/34 +16	17/12	16/11	6/4	6/12	16/21
Mississippi St.	39/43	35/31	87-81	+6	32-72/27-70	.444/.386	8-27/8-28	.296/.286	15-23/19-25	.652/.760	50/40 +10	16/11	11/7	4/2	3/9	16/23
Vanderbilt	38/48	31/40	69-88	(19)	25-60/36-63	.417/.571	2-17/6-24	.118/.250	17-23/10-12	.739/.833	38/30 +8	12/20	13/5	0/8	2/7	14/21
Texas A&M	41/27	36/50	93-80	+13	31-66/25-71	.470/.352	5-22/8-34	.227/.235	26-28/22-34	.929/.647	37/42 (5)	17/21	11/16	4/3	9/6	26/24
LSU	44/47	33/42	77-89	(12)	30-61/36-58	.492/.621	7-19/7-15	.368/.467	10-17/10-12	.588/.833	29/31 (2)	10/17	10/12	1/4	6/7	15/18
CENTRAL ARK.	51/47	48/35	99-82	+17	40-68/29-61	.588/.475	11-33/12-26	.333/.462	8-10/12-17	.800/.706	39/25 +14	26/19	12/15	5/1	9/8	15/16
CAL ST. FULLERTON	51/19	59/44	110-63	+47	41-77/20-62	.532/.323	14-31/8-32	.452/.250	14-19/15-22	.737/.682	49/36 +13	30/14	11/19	7/4	10/7	17/13
NORTH CAROLINA	39/39	58/44	97-83	+14	36-60/29-60	.600/.483	14-27/12-28	.519/.429	11-16/13-19	.688/.684	29/30 (1)	23/21	7/10	5/1	4/4	17/12
Clemson	25/34	45/40	70-74	(4)	19-51/24-56	.373/.429	6-17/9-31	.353/.290	26-29/17-24	.897/.708	37/33 +4	10/13	13/9	2/1	5/6	23/20
Duke	35/41	40/41	75-82	(7)	30-53/25-51	.566/.490	7-14/11-26	.500/.423	8-9/21-27	.889/.778	30/23 +7	10/18	21/13	2/1	8/12	21/13
VIRGINIA TECH	39/38	38/38	77-76	+1	29-60/28-61	.483/.459	3-15/9-28	.200/.321	16-23/11-18	.696/.611	38/36 +2	14/15	11/10	5/2	5/9	15/16
VIRGINIA	37/40	31/32	68-72	(4)	26-61/25-60	.426/.417	5-13/12-31	.385/.387	11-14/10-12	.786/.833	32/40 (8)	12/18	8/11	5/3	5/5	14/15
Wake Forest	45/36	46/43	91-79	+12	32-64/28-64	.500/.438	14-28/10-30	.500/.333	13-18/13-18	.722/.722	40/28 +12	23/20	14/11	5/5	8/9	17/17
FLORIDA ST.	46/34	37/46	83-80	+3	28-63/30-71	.444/.423	10-30/10-32	.333/.313	17-23/10-15	.739/.667	38/43 (5)	17/16	7/8	4/4	6/6	15/19
Louisville	47/44	27/44	74-88	(14)	30-62/31-63	.484/.492	8-25/10-35	.320/.286	6-9/16-23	.667/.696	34/35 (1)	7/20	16/11	2/3	8/9	20/14
NC STATE	42/34	41/50	83-84	(1)	32-67/28-61	.478/.459	12-22/16-36	.545/.444	7-12/12-20	.583/.600	39/34 +5	17/19	10/7	4/3	2/6	14/13
Pittsburgh	34/32	52/35	86-67	+19	32-56/22-61	.571/.361	9-21/8-33	.429/.242	13-17/15-19	.765/.789	34/35 (1)	20/15	9/12	2/2	9/3	15/15

Note: Game totals are displayed in the format TEAM/OPPONENT for each category



# 2025-26 SMU Men's Basketball Combined Team Statistics In Conference games

Page 1/1  
as of Feb 07, 2026

## Game Records

Record	Overall	Home	Away	Neutral
ALL GAMES	5-5	3-2	2-3	0-0
CONFERENCE	5-5	3-2	2-3	0-0
NON-CONFERENCE	0-0	0-0	0-0	0-0

## Score by Periods

Team	1st	2nd	OT	TOT
SMU	389	415	0	804
Opponents	372	413	0	785

## Team Box Score

No.	Player				Total		3-Point		F-Throw		Rebounds															
		GP-GS	MIN	AVG	FG-FGA	FG%	3FG-3FGA	3FG%	FT-FTA	FT%	OFF	DEF	TOT	AVG	PF	DQ	A	TO	BLK	STL	PTS	AVG				
2	MILLER, Boopie	9-9	315:18	35.0	52-112	.464	13-39	.333	46-59	.780	6	25	31	3.4	18	0	57	23	1	11	163	18.1				
5	PIERRE JR., Jaron	10-10	326:48	32.7	62-133	.466	22-52	.423	13-16	.813	6	35	41	4.1	15	0	13	21	2	8	159	15.9				
0	EDWARDS, B.J.	10-10	340:13	34.0	49-95	.516	17-36	.472	21-26	.808	12	50	62	6.2	16	0	43	22	1	23	136	13.6				
24	YIGITOGLU, Samet	10-10	288:17	28.8	41-74	.554	0-1	.000	14-23	.609	36	35	71	7.1	31	0	20	23	15	4	96	9.6				
3	WASHINGTON, Corey	10-10	249:27	24.9	28-57	.491	17-35	.486	22-31	.710	12	24	36	3.6	35	1	6	6	6	7	95	9.5				
10	TOOMBS, Jaden	10-1	188:14	18.8	33-63	.524	5-14	.357	6-9	.667	9	35	44	4.4	18	0	8	8	7	3	77	7.7				
7	O'NEAL JR., Jermaine	10-0	128:57	12.9	12-29	.414	4-11	.364	2-2	1.000	4	20	24	2.4	9	0	3	0	4	2	30	3.0				
4	WALTERS, Sam	8-0	71:08	8.9	8-19	.421	6-17	.353	0-0	.000	0	5	5	0.6	9	0	1	2	0	0	22	2.8				
9	DAVIS-RAY, B.J.	10-0	62:54	6.3	7-10	.700	4-6	.667	2-2	1.000	2	3	5	0.5	13	0	2	3	0	2	20	2.0				
13	HOLMES, Mitchell	8-0	21:52	2.7	2-3	.667	0-0	.000	2-2	1.000	0	1	1	0.1	7	0	0	0	0	0	6	0.8				
1	PURYEAR, Chance	2-0	04:09	2.1	0-1	.000	0-0	.000	0-0	.000	1	0	1	0.5	0	0	0	0	0	0	0	0.0				
22	WALLS, Nigel	2-0	02:43	1.4	0-1	.000	0-1	.000	0-0	.000	0	0	0	0.0	0	0	0	0	0	0	0	0.0				
Team											14	16	30					8								
Total		10	2000		294-597	.492	88-212	.415	128-170	.753	102	249	351	35.1	171	1	153	116	36	60	804	80.4				
Opponents		10	2000		270-608	.444	107-310	.345	138-195	.708	114	223	337	33.7	154	0	175	102	25	69	785	78.5				

## Team Statistics

	SMU	OPP
<b>Scoring</b>		
Points per game	80.4	78.5
Scoring margin	+1.9	-
<b>Field goals-att</b>		
Field goal pct	.492	.444
<b>3 point fg-att</b>		
3-point FG pct	.415	.345
3-pt FG made per game	8.8	10.7
<b>Free throws-att</b>		
Free throw pct	.753	.708
F-Throws made per game	12.8	13.8
<b>Rebounds</b>		
Rebounds per game	35.1	33.7
Rebounding margin	+1.4	-
<b>Assists</b>		
Assists per game	15.3	17.5
<b>Turnovers</b>		
Turnovers per game	11.6	10.2
Turnover margin	-1.4	-
Assist/turnover ratio	1.3	1.7
<b>Steals</b>		
Steals per game	6.0	6.9
<b>Blocks</b>		
Blocks per game	3.6	2.5
<b>Winning streak</b>		
Home win streak	1	-
<b>Attendance</b>		
Home games-Avg/Game	5-6055	5-9311
Neutral site-Avg/Game	-	0-0

## Team Results

Date	Opponent		Score	Att.
01/03/2026	North Carolina	W	97-83	6698
01/07/2026	at Clemson	L	70-74	8134
01/10/2026	at Duke	L	75-82	9314
01/14/2026	Virginia Tech	W	77-76	5048
01/17/2026	Virginia	L	68-72	6630
01/20/2026	at Wake Forest	W	91-79	7579
01/24/2026	Florida St.	W	83-80	5974
01/31/2026	at Louisville	L	74-88	14847
02/03/2026	NC State	L	83-84	5924
02/07/2026	at Pittsburgh	W	86-67	6680



# 2025-26 SMU Men's Basketball Combined Team Statistics All games

Page 1/1  
as of Feb 07, 2026

## Game Records

Record	Overall	Home	Away	Neutral
ALL GAMES	16-7	12-2	3-4	1-1
CONFERENCE	5-5	3-2	2-3	0-0
NON-CONFERENCE	11-2	9-0	1-1	1-1

## Score by Periods

Team	1st	2nd	OT	TOT
SMU	961	998	29	1988
Opponents	848	921	10	1779

## Team Box Score

No.	Player				Total		3-Point		F-Throw		Rebounds											
		GP-GS	MIN	AVG	FG-FGA	FG%	3FG-3FGA	3FG%	FT-FTA	FT%	OFF	DEF	TOT	AVG	PF	DQ	A	TO	BLK	STL	PTS	AVG
2	MILLER, Boopie	22-22	764:03	34.7	127-271	.469	39-100	.390	129-149	.866	14	63	77	3.5	50	1	149	57	2	39	422	19.2
5	PIERRE JR., Jaron	23-21	734:05	31.9	151-324	.466	48-131	.366	52-68	.765	15	95	110	4.8	43	1	36	36	7	18	402	17.5
0	EDWARDS, B.J.	23-23	783:07	34.0	114-236	.483	35-94	.372	49-65	.754	30	108	138	6.0	43	0	115	48	4	57	312	13.6
3	WASHINGTON, Corey	23-23	623:03	27.1	80-156	.513	30-71	.423	66-82	.805	43	68	111	4.8	71	3	15	28	13	22	256	11.1
24	YIGITOGU, Samet	23-23	660:37	28.7	103-171	.602	0-1	.000	40-73	.548	82	105	187	8.1	68	1	38	42	35	12	246	10.7
10	TOOMBS, Jaden	16-1	281:56	17.6	50-95	.526	5-18	.278	13-20	.650	19	42	61	3.8	26	0	15	11	11	6	118	7.4
7	O'NEAL JR., Jermaine	23-0	324:05	14.1	43-89	.483	16-38	.421	7-8	.875	11	42	53	2.3	22	0	11	10	6	7	109	4.7
4	WALTERS, Sam	15-2	144:33	9.6	16-41	.390	10-31	.323	0-1	.000	5	10	15	1.0	19	1	5	8	2	1	42	2.8
13	HOLMES, Mitchell	20-0	124:01	6.2	19-27	.704	0-0	.000	5-5	1.000	5	16	21	1.1	21	0	4	3	2	2	43	2.2
9	DAVIS-RAY, B.J.	22-0	151:44	6.9	15-32	.469	4-14	.286	3-4	.750	5	12	17	0.8	18	0	11	5	0	7	37	1.7
1	PURYEAR, Chance	9-0	23:46	2.6	0-3	.000	0-1	.000	1-2	.500	2	2	4	0.4	4	0	0	3	1	0	1	0.1
31	UTTER, Trey	2-0	03:19	1.7	0-0	.000	0-0	.000	0-0	.000	0	0	0	0.0	0	0	0	0	0	0	0	0.0
33	KALISCHER-STORK, Niccolo	2-0	01:52	0.9	0-0	.000	0-0	.000	0-2	.000	0	0	0	0.0	0	0	0	1	0	0	0	0.0
22	WALLS, Nigel	8-0	29:48	3.7	0-2	.000	0-1	.000	0-0	.000	0	2	2	0.3	8	0	1	2	4	2	0	0.0
Team											45	33	78					13				
Total		23	4650		718-1447	.496	187-500	.374	365-479	.762	276	598	874	38.0	393	7	400	267	87	173	1988	86.4
Opponents		23	4650		615-1434	.429	214-665	.322	335-469	.714	277	518	795	34.6	418	8	377	294	66	158	1779	77.3

## Team Statistics

	SMU	OPP
<b>Scoring</b>		
Points per game	86.4	77.3
Scoring margin	+9.1	-
<b>Field goals-att</b>		
Field goal pct	.496	.429
<b>3 point fg-att</b>		
3-point FG pct	.374	.322
3-pt FG made per game	8.1	9.3
<b>Free throws-att</b>		
Free throw pct	.762	.714
F-Throws made per game	15.9	14.6
<b>Rebounds</b>		
Rebounds per game	38.0	34.6
Rebounding margin	+3.4	-
<b>Assists</b>		
Assists per game	17.4	16.4
<b>Turnovers</b>		
Turnovers per game	11.6	12.8
Turnover margin	+1.2	-
Assist/turnover ratio	1.5	1.3
<b>Steals</b>		
Steals per game	7.5	6.9
<b>Blocks</b>		
Blocks per game	3.8	2.9
<b>Winning streak</b>		
Home win streak	1	-
<b>Attendance</b>		
Home games-Avg/Game	71341	61801
Neutral site-Avg/Game	14-5096	7-8829
	-	2-4193

## Team Results

Date	Opponent		Score	Att.
11/03/2025	Tarleton St.	W	96-76	4626
11/06/2025	A&M-Corpus Christi	W	69-58	4222
11/11/2025	Murray St.	W	102-91	4348
11/15/2025	Butler	W	87-85	5383
11/18/2025	Ark.-Pine Bluff	W	106-60	4347
11/21/2025	Arkansas St.	W	100-69	4502
11/24/2025	Radford	W	89-72	4421
11/28/2025	at Mississippi St.	Wot	87-81	7810
12/03/2025	at Vanderbilt	L	69-88	7437
12/07/2025	vs Texas A&M	Wot	93-80	2800
12/13/2025	vs LSU	L	77-89	5586
12/21/2025	Central Ark.	W	99-82	4634
12/28/2025	Cal St. Fullerton	W	110-63	4584
01/03/2026	North Carolina	W	97-83	6698
01/07/2026	at Clemson	L	70-74	8134
01/10/2026	at Duke	L	75-82	9314
01/14/2026	Virginia Tech	W	77-76	5048
01/17/2026	Virginia	L	68-72	6630
01/20/2026	at Wake Forest	W	91-79	7579
01/24/2026	Florida St.	W	83-80	5974
01/31/2026	at Louisville	L	74-88	14847
02/03/2026	NC State	L	83-84	5924
02/07/2026	at Pittsburgh	W	86-67	6680