



LOUISVILLE

2025-26 MEN'S BASKETBALL GAME NOTES

PRIMARY MEDIA CONTACT: Dana Brown, Assistant Director • dana@gocards.com • (317) 752-6161

SECONDARY MEDIA CONTACT: Lori Harmon, Assistant Director • lori@gocards.com • (502) 445-9434

#24/23 LOUISVILLE (15-6, 5-4 ACC) VS. NOTRE DAME (11-11, 2-7 ACC)

Tuesday, February 4 | 7 p.m. ET | Louisville, Ky.
KFC Yum! Center (22,090)

LISTEN [Cardinal Sports Network](#)

• Paul Rogers (pxp), Bob Valvano (analysis)

WATCH ESPN2

• Wes Durham (pxp), Dennis Scott (analysis)

LIVE STATS [Statbroadcast](#)

KEY PAGES

Page 3 | Roster/Staff

Page 4 | Ranking Summary

Page 5 | ACC Information

Pgs. 5-9 | Notes

Pgs. 10-11 | Last Time it Happened

Pgs. 12-14 | Pat Kelsey

Pgs. 15-30 | Player Bios

Page 47 | Full Series History

Page 48 | Radio/TV Roster

BEFORE THE WHISTLE

Louisville men's basketball kicks off the month of February with a home game against regional, ACC foe Notre Dame. The game will tip at 7 p.m. on ESPN2.

Louisville recently got back in the win column with an 88-74 victory over SMU in the first of two games against the Mustangs. Notre Dame has lost seven of its last eight ACC games, most recently falling at Syracuse Saturday 86-72.

The Cardinals lead the all-time series over the Fighting Irish 27-19, holding a record of 15-5 at home over Notre Dame. Louisville head coach Pat Kelsey is 1-0 in his career against the Irish.

ATTODAY'S GAME

Honoring Black Excellence

In recognition of Black History Month, we will honor influential figures in the community throughout the game.

Season Ticket Member Appreciation

We will thank our most loyal supporters with exclusive prizes, experiences, and recognitions.

OCTOBER

| | | | |
|----|----------------|-------------|----------|
| 24 | Kansas (EXH) | ACC Network | L, 90-82 |
| 28 | Bucknell (EXH) | ACCNX | W, 99-76 |

NOVEMBER (7-0)

| | | | |
|----|--------------------|-------------|-----------|
| 3 | South Carolina St. | ACC Network | W, 104-45 |
| 6 | Jackson State | ACCNX | W, 106-70 |
| 11 | #9 Kentucky | ESPN | W, 96-88 |
| 15 | Ohio | The CW | W, 106-81 |
| 21 | vs. Cincinnati (1) | ESPN2 | W, 74-64 |
| 24 | Eastern Michigan | ACC Network | W, 87-46 |
| 26 | NJIT | ACC Network | W, 104-47 |

DECEMBER (4-2)

| | | | |
|----|---------------------|-------------|----------|
| 3 | at #25 Arkansas (2) | ESPN | L, 89-80 |
| 6 | vs. #22 Indiana (3) | CBS | W, 87-78 |
| 13 | Memphis | ESPN | W, 99-73 |
| 16 | at #20 Tennessee | ESPN | L, 83-62 |
| 20 | Montana | ACCNX | W, 94-54 |
| 30 | at California* | ACC Network | W, 90-70 |

JANUARY (4-4)

| | | | |
|----|-----------------|-------------|-----------|
| 2 | at Stanford* | ACC Network | L, 80-76 |
| 6 | #6 Duke* | ESPN | L, 84-73 |
| 10 | Boston College* | The CW | W, 75-62 |
| 13 | #16 Virginia* | ESPN2 | L, 79-70 |
| 17 | at Pittsburgh* | ESPN2 | W, 100-59 |
| 24 | Virginia Tech* | The CW | W, 85-71 |
| 26 | at #4 Duke* | ESPN | L, 83-52 |
| 31 | SMU* | ESPN | W, 88-74 |

FEBRUARY (0-0)

| | | | |
|----|--------------------|--------------|---------------|
| 4 | Notre Dame* | ESPN2 | 7 p.m. |
| 7 | at Wake Forest* | ACC Network | 12 p.m. |
| 9 | NC State* | ESPN | 7 p.m. |
| 14 | vs. Baylor (4) | ESPN | 4 p.m. |
| 17 | at SMU* | ESPN/2/U | 7 p.m. |
| 21 | Georgia Tech* | The CW | 2:15 p.m. |
| 23 | at North Carolina* | ESPN | 7 p.m. |
| 28 | at Clemson* | ESPN/2 | TBD |

MARCH (0-0)

| | | | |
|---|-----------|-------------|--------|
| 3 | Syracuse* | ACC Network | 9 p.m. |
| 7 | at Miami* | ESPN/2/U | 2 p.m. |

(*) ACC Game

(1) The Hoops Classic in Partnership with Caresource (Cincinnati, Ohio)

(2) ACC/SEC Challenge (Fayetteville, Ark.)

(3) CareSource Invitational Indianapolis - Supporting Mental Health (Indianapolis, Ind.)

(4) ESPN Events (Fort Worth, Texas)

CARDINAL NOTES

- Louisville head coach Pat Kelsey is 172-67 (.720) all-time in conference play as a head coach.
- Freshman guard **Mikel Brown Jr.** has logged five games of 20+ points, tying the most 20-point games by a Louisville freshman in a single season. LaBradford Smith had five in 1987-88.
- As of Feb. 2, there are 28 players in DI shooting 41% or above from 3-point range in their career. No one in that group has made or attempted more 3-pointers than senior guard **Isaac McKneely**, who has made 293 on 709 attempts.
- Louisville is one of three DI teams with at least five victories of 40 points or more this season, joining Michigan (6) and High Point (6).
- Freshman guard **Mikel Brown Jr.** returned to the floor on Jan. 24 against Virginia Tech after missing eight games due to injury. He was named the 2025 USA Basketball Men's Athlete of the Year on Jan. 6.
- Louisville is 42-0 under Kelsey when leading with five minutes to play. **See more on Louisville's record by situation on Page 8.**
- Louisville has had five games of at least 24 assists, the first time since 2010-11 that the program has had multiple games of 24+ assists; the Cardinals had five games of at 24+ assists that season. Louisville is one of eight teams in 2025-26 as of Feb. 2 to have five games of at least 24 assists. Louisville has had nine games of 20+ assists, one of 18 teams in the nation to do so.
- Louisville is 14th in the country in scoring margin at +15.6 points per game. The program is also fourth in 3-point attempts per game (33.9) and fifth in three pointers per game (11.8). **See the full ranking summary for both teams on Page 4.**
- The late great Junior Bridgeman is the sixth player in Louisville men's basketball history to have their jersey number retired. **See more on Page 6.**
- Against Memphis on Dec. 13, Louisville had four different players with at least three 3-pointers apiece for the first time since Nov. 22, 2010 when the Cards played Chattanooga. It was the second time in program history that six different players made multiple 3-pointers, the first time being at WKU on Dec. 22, 2010.
- Senior guard **Ryan Conwell** is the only DI men's basketball player since at least 2010-11 to log at least 32 points, nine rebounds and six assists in 24 minutes or less, according to Sports Reference. He notched that stat line against NJIT on Nov. 26.
- Kelsey reached his 300th career win on Jan. 10 with a victory over Boston College.
- Both Ryan Conwell and Mikel Brown Jr. represent Louisville on the preseason Naismith Trophy Player of the Year Watch List.

INSIDE THE MATCHUP



LOUISVILLE CARDINALS

| | |
|-------------------|---------------------------|
| 2025-26 Record | 15-6 (5-4 ACC) |
| Ranking | 24/23 |
| 2025-26 NCAA NET | 19 |
| Last Game | W, 88-74 vs. SMU |
| Head Coach | Pat Kelsey |
| Career Record | 303-136 (14th season) |
| Record at School | 42-14 (Second season) |
| Leading Scorer | Ryan Conwell (19.1 ppg) |
| Leading Rebounder | Sananda Fru (6.7 rpg) |
| Leading Assists | Mikel Brown Jr. (5.0 apg) |



NOTRE DAME FIGHTING IRISH

| | |
|-------------------|--------------------------|
| 2025-26 Record | 11-11 (2-7 ACC) |
| Ranking | NR |
| 2025-26 NCAA NET | 85 |
| Last Game | L, 86-72 at Syracuse |
| Head Coach | Micah Shrewsberry |
| Career Record | 76-80 (Fifth season) |
| Record at School | 39-49 (Third season) |
| Leading Scorer | Markus Burton (18.5 ppg) |
| Leading Rebounder | Carson Towt (9.5 rpg) |
| Leading Assists | Jalen Haralson (2.6 apg) |

MEDIA CONTACT: This information has been prepared to aid you in covering the Cardinals this season. Additional information is available through Dana Brown UofL's primary men's basketball contact (cell: 317-752-6161, email dana@gocards.com) or secondary contact Lori Harmon (cell: 502-445-9434, email: lori@gocards.com).

MEDIA CREDENTIALS: To obtain credentials for a UofL home contest, please make the request via the credential link at gocards.com/mbbcredentials. Credentials are held at Media Will Call, located inside the Suite Entrance on the Second Street side of the KFC Yum! Center (front right side of the arena). Credentials will not be mailed. Passes are limited to WORKING MEDIA ONLY. The media room is located on the event level, the first door to the right after entering the Suite Entrance/Media Entrance. Media seating is either at courtside or at tables in designated corner areas of the arena in Section 120/119.

INTERNET ACCESS: Wireless internet access is available throughout the KFC Yum! Center. A password is required for special media access. Wired connections are also available in the media room.

PHOTO: Photographers are limited to working within designated boxes on the baseline at each end of the court. An upper photo area position may be provided if requested in advance. Photo work space, equipped with wired internet access, is available within the media work room (two digital photo rooms). Specific protocols will be provided to those who receive limited credentials.

PARKING: Limited media parking is available in garages within one block of the KFC Yum! Center. Some require a pass to have in hand in advance, others are operated from a list supplied by UofL. Requests should be made well in advance to Dana Brown.

NOTES/STATS: Game notes and statistics will be available online at www.GoCards.com/mbbmedia. Live statistics will be available during the event online on GoCards.com, the CardsMobile app and Louisville.statbroadcast.com. A pdf of the final statistics will be posted postgame on GoCards.com. Broadcast personnel will have access to a computer monitor displaying live game statistics throughout the game.

MEDIA ROOM: The KFC Yum! Center media room will open two hours prior to tipoff and will close two hours after conclusion of the game. Only those who make special arrangements with Dana Brown (dana@gocards.com) in advance will be permitted in the media areas any earlier. If you anticipate needing additional time postgame, you may wish to work from home or another location.

FOOD/REFRESHMENTS: A pregame buffet meal and fountain drinks are planned on game day through our partnership with our concessionaire Sodexo.

POSTGAME: Louisville head coach Pat Kelsey and select Cardinal players will be available to the media postgame as soon as possible following the NCAA-mandated cooling off period. Please coordinate with the visiting SID to confirm their planned postgame protocol. If agreed to by the visiting coach, that coach will come to the interview room at a time which best fits their postgame schedule.

INTERVIEWS: Coach Pat Kelsey (or an assistant coach) and selected players are generally available by news conference prior to each game, schedule permitting. That availability may take place in person, online or in a hybrid format. To request a specific interview with Coach Kelsey or a player, please email Dana Brown (dana@gocards.com).

INTERNET SERVICES: UofL is partnered with Sidearm Sports to host its official athletic site. Located at GoCards.com, the web site contains updated game notes, cumulative statistics, box scores from previous games, weekly video interviews with Coach Pat Kelsey and selected players, and many other resources. Information is also available with UofL's CardsMobile app, available for both iPhone and Android users. The media guide is also available online in both a pdf and interactive format. The Atlantic Coast Conference site is located at www.theacc.com.

FOLLOW THE CARDINALS



mikelbrownjr1
jvonnehadley
ryancOnwell
colesherman5
londonejohnson
1kasean

isaacmckneely
koberodgers11

wooleyadrian
aly_khalifa15
will_hanke
spencerlegg2



mikel_brownjr
jvonnehadley_
ryanconwell
colesherman_
londonjohnson
kaseannnn
khanirooths
isaacmckneely
kobe.rodders11
camara9_
sananda_fru
showem.ad
alykhalifa15
will.hanke
zougris_
spencerlegg

pat_kelsey

coach_kloman
coachrhamilton
coach__carr

coach_carr
mikecassidy7
watchme_coach
peppeysiva
coach_foyboi

Mikel Brown Jr.
J'Vonne Hadley
Ryan Conwell
Cole Sherman
London Johnson
Kasean Pryor
Khani Rooths
Isaac McKneely
Kobe Rodgers
Mouhamed Camara
Sananda Fru
Adrian Wooley
Aly Khalifa
Will Hanke
Vangelis Zougris
Spencer Legg

Pat Kelsey
Brian Kloman
Ronnie Hamilton
Thomas Carr
Mike Cassidy
Jermaine Ukaegbu
Peyton Siva
Eli Foy

FOLLOW LOUISVILLE BASKETBALL



LouisvilleMBB



/GoCards

GoCards.com

2025-26 DIGITAL MEDIA CENTER

Scan the QR Code
or visit link below
to access guide
at GoCards.com

<https://GoCards.com/MBBMedia>



2025-26 ROSTER

NUMERICAL ROSTER

| No. | Name | Pos. | Ht. | Wt. | Yr. | Exp. | Hometown (Prev. School) |
|-----|------------------|------|------|-----|-------|------|--|
| 0 | Mikel Brown Jr. | G | 6-5 | 190 | Fr. | HS | Orlando, Fla. (DME Academy) |
| 1 | J'Vonne Hadley | G | 6-7 | 210 | 6th | 1L | St. Paul, Minn. (Colorado) |
| 3 | Ryan Conwell | G | 6-4 | 215 | Sr. | TR | Indianapolis, Ind. (Xavier) |
| 4 | Cole Sherman | G | 5-11 | 190 | Sr. | 1L | Louisville, Ky. (Northern Kentucky) |
| 5 | London Johnson | G | 6-3 | 175 | Jr. | HS | Norcross, Ga. (Norcross HS) |
| 7 | Kasean Pryor | F | 6-10 | 230 | 6th | 1L | Chicago, Ill. (South Florida) |
| 9 | Khani Rooths | F | 6-10 | 215 | So. | 1L | Washington, D.C. (IMG Academy) |
| 10 | Isaac McKneely | G | 6-4 | 195 | Sr. | TR | Poca, W.Va. (Virginia) |
| 11 | Kobe Rodgers | G | 6-3 | 185 | R-Sr. | RS | Cincinnati, Ohio (College of Charleston) |
| 12 | Mouhamed Camara | F | 6-8 | 225 | Fr. | HS | Dakar, Senegal (NBA Academy Africa) |
| 13 | Sananda Fru | F | 6-11 | 250 | Jr. | HS | Berlin, Germany |
| 14 | Adrian Wooley | G | 6-4 | 200 | So. | TR | Tuscaloosa, Ala. (Kennesaw State) |
| 15 | Aly Khalifa | C | 7-0 | 250 | R-Sr. | RS | Alexandria, Egypt (BYU) |
| 33 | Will Hanke | G | 6-4 | 200 | Fr. | HS | Louisville, Ky. (Saint Xavier HS) |
| 53 | Vangelis Zougris | F/C | 6-8 | 240 | Jr. | HS | Peristeri, Greece |
| 55 | Spencer Legg | G | 6-7 | 200 | Sr. | 1L | Washington, D.C. (College of Charleston) |

COACHING AND SUPPORT STAFF

| Name | Title | Alma Mater (Year) | Year at UofL |
|-------------------|--|---------------------------|--------------|
| Pat Kelsey | Head Coach | Xavier (1998) | Second Year |
| Brian Kloman | Executive Director of Player Personnel & Strategic Initiatives | Tennessee (2002) | Second Year |
| Ronnie Hamilton | Assistant Coach | Duke (2002) | Second Year |
| Thomas Carr | Assistant Coach | Pfeiffer (2008) | Second Year |
| Mike Cassidy | Assistant Coach | ACPE (2018) | Second Year |
| Jermaine Ukaegbu | Assistant Coach | Winthrop (2019) | Second Year |
| Peyton Siva | Assistant Coach | Louisville (2013) | Second Year |
| Eli Foy | Head Strength & Conditioning Coach | Arizona (2014) | Second Year |
| | Chief of Staff | | |
| Mitch Johnson | Special Assistant to the Head Coach | Cincinnati (2021) | Second Year |
| Braden Connor | Director of Operations | Thomas More (2021) | Second Year |
| Tom Pupavac | Creative Director | Winthrop (2021) | Second Year |
| Jonah Wexler | Director of Video & Analytics | Charleston (2024) | Second Year |
| Katie Creznic | Associate Athletic Trainer | Messiah (2013) | Second Year |
| Stephanie Davis | Executive Assistant | Louisville (2015) | 24th year |
| Frank Anselem-Ibe | Graduate Manager | Georgia (2024) | First Year |
| Braden Carver | Graduate Manager | Louisville (2025) | First Year |
| Charlie Champagne | Graduate Manager | Christian Brothers (2023) | Second Year |
| Jacob Monesson | Graduate Manager | LSU (2024) | Second Year |
| Graham Sandefur | Graduate Manager | Louisville (2025) | First Year |
| Kyle Zunic | Graduate Manager | Winthrop (2021) | Second Year |

PLAYER PRONUNCIATION GUIDE

| Name | Pronunciation |
|------------------|---|
| Mikel Brown Jr. | my-KELL |
| J'Vonne Hadley | juh-VON |
| Kasean Pryor | KAY-son (like Jason) Prior |
| Khani Rooths | kuh-NAI ROOTS (h is silent) |
| Mouhamed Camara | moo-HAHM-ed cam-ah-RAH |
| Sananda Fru | suh-NAN-duh FROO |
| Aly Khalifa | AH-lee |
| Will Hanke | HANK-ee |
| Vangelis Zougris | vai-GELL-iss (n is silent) ZOO-guh-riss |

PRONUNCIATIONS

Trouble with pronunciations? At GoCards.com/MBBRoster, each player has the pronunciation of their name on their individual bio page. The pronunciations can also be found at in the UofL Men's Basketball Media Portal. For access to the media portal, contact dana@gocards.com or visit GoCards.com/MBBMedia and click on Media Portal.

TEAM RANKING SUMMARY (THRU 2/1)

| | LOUISVILLE | | | NOTRE DAME | | |
|--------------------------------|---------------|-----------------|-------|---------------|-----------------|-------|
| Statistic | National Rank | Conference Rank | Value | National Rank | Conference Rank | Value |
| Assist/Turnover Ratio | 44 | 5 | 1.53 | 272 | 18 | 1.05 |
| Assists per game | 24 | 1 | 17.6 | 312 | 17 | 12.0 |
| Bench points per game | 200 | 7 | 21.57 | 163 | 4 | 23.32 |
| Blocks per game | 191 | 14 | 3.3 | 338 | 18 | 2.1 |
| Effective FG pct | 40 | 4 | .558 | 167 | 12 | .523 |
| Fastbreak points | 340 | 17 | 6.81 | 320 | 16 | 7.59 |
| Field goal percentage | 121 | 8 | 46.3 | 194 | 11 | 45.0 |
| Field goal percentage defense | 33 | 5 | 40.4 | 150 | 13 | 43.2 |
| Fouls per game | 286 | 15 | 18.9 | 174 | 10 | 17.5 |
| Free throw attempts per game | 152 | 10 | 21.5 | 231 | 17 | 19.6 |
| Free throw percentage | 39 | 4 | 76.5 | 253 | 12 | 69.9 |
| Free throws made per game | 100 | 5 | 16.5 | 243 | 16 | 13.7 |
| Rebound margin | 42 | 4 | 6.2 | 66 | 6 | 4.9 |
| Rebounds (defensive) per game | 19 | 2 | 28.1 | 103 | 10 | 25.95 |
| Rebounds (offensive) per game | 80 | 5 | 12.29 | 172 | 11 | 11.18 |
| Rebounds per game | 28 | 2 | 40.38 | 110 | 9 | 37.14 |
| Scoring defense | 90 | 8 | 70.5 | 138 | 12 | 72.2 |
| Scoring margin | 14 | 2 | 15.6 | 208 | 14 | 1.8 |
| Scoring offense | 24 | 2 | 86.1 | 242 | 16 | 74.0 |
| Steals per game | 133 | 8 | 7.3 | 359 | 18 | 4.3 |
| Three point attempts per game | 4 | 1 | 33.9 | 154 | 14 | 23.9 |
| Three point percentage | 135 | 7 | 34.8 | 114 | 6 | 35.2 |
| Three point percentage defense | 173 | 13 | 33.5 | 89 | 9 | 31.8 |
| Three pointers per game | 5 | 1 | 11.8 | 131 | 10 | 8.4 |
| Turnover margin | 116 | 12 | 1.2 | 317 | 17 | -2.1 |
| Turnovers forced per game | 121 | 10 | 12.76 | 347 | 18 | 9.36 |
| Turnovers per game | 155 | 14 | 11.5 | 150 | 12 | 11.5 |
| Winning percentage | 60 | 8 | 71.4 | 195 | 13 | 50.0 |

AROUND THE ACC

CARDS IN 2025-26 ACC STATISTICS (as of Feb. 1)

to be ranked, a player must appear in at least 75% of their team's games

| CATEGORY | TEAM | PLAYERS (TOP IN ACC) |
|-----------------|-------------|----------------------|
| Scoring Offense | 2nd, 86.1 | Conwell, 7th, 19.05 |
| Scoring Defense | 8th, 70.48 | -- |
| Scoring Margin | 2nd, +15.62 | -- |
| Free Throw % | 4th, .765 | Conwell, 8th, .831 |
| Field Goal % | 8th, .463 | N/A |
| FG% Defense | 5th, .404 | -- |
| 3-Point FG% | 7th, .348 | McKneely, 4th, .382 |
| 3-Point FG Made | 1st, 11.81 | Conwell, 1st, 3.65 |
| 3-Pt. FG% Def. | 13th, .335 | -- |
| Reb. Offense | 2nd, 40.38 | Fru, t-13th, 6.71 |
| Reb. Defense | 9th, 34.19 | -- |
| Reb. Margin | 4th, +6.19 | -- |
| Offensive Rebs. | 5th, 12.29 | Fru, t-3rd, 3.29 |
| Defensive Rebs. | 2nd, 28.10 | N/A |
| Blocked Shots | 14th, 3.29 | Fru, t-11th, 1.29 |
| Assists | 1st, 17.62 | N/A |
| Steals | 8th, 7.33 | N/A |
| TO Margin | 12th, +1.24 | -- |
| A/TO Ratio | 5th, 1.53 | N/A |
| Minutes Played | -- | N/A |

2025-26 PRESEASON ACC MEDIA POLL

School, Points

1. Duke (34), 866
2. Louisville (15), 842
3. North Carolina, 741
4. NC State, 710
5. Virginia, 623
6. SMU, 616
7. Clemson, 510
8. Miami, 500
9. Syracuse, 489
10. Notre Dame, 477
11. Wake Forest, 412
12. Virginia Tech, 355
13. Georgia Tech, 315
14. Pitt, 301
15. Florida State, 221
16. California, 156
17. Stanford, 138
18. Boston College, 107

First-place votes in parentheses; 49 total voters



2025-26 PRESEASON ACC AWARDS

Preseason Player of the Year

Darrion Williams, NC State

Preseason Rookie of the Year

Cameron Boozer, Duke

Preseason All-ACC

First Team

Cameron Boozer, Duke
Darrion Williams, NC State
Markus Burton, Notre Dame
Mikel Brown Jr., Louisville
Ryan Conwell, Louisville

Second Team

Boopie Miller, SMU
J.J. Starling, Syracuse
Isaiah Evans, Duke
Baye Ndongo, Georgia Tech

NOTES ON THE PROGRAM

TRADITION OF WINNING

Louisville has an all-time record of 1,826-1,025 in 112 seasons of intercollegiate basketball. The Cardinals rank among the top-15 all-time in winning percentage (does not include 123-3 record vacated by NCAA). The Cardinals played their first official men's basketball game on Jan. 28, 1912 when they lost 35-3 to Louisville YMCA, but did not field teams in 1916-17, 1922-23 or 1942-43. The Cardinals have produced winning seasons in 74 of the last 80 years, including winning 20 or more games in 19 of the last 23 seasons and 30 or more in three of the last 14 years in on-court results.

TOURNAMENT SUCCESS

UofL is tied for eighth nationally with eight Final Four appearances. No other school went to the Final Four four times during the 1980s, and Louisville won two NCAA titles in that decade, winning the national championship in 1980 and 1986. Louisville's 40 NCAA Tournament appearances are tied for eighth best all-time, and its 102 NCAA Tournament games ranks 10th for most played in the event (61-42 record) (does not include four NCAA appearances, a 15-3 record, two Final Fours and the 2013 national championship vacated by the NCAA). The Cards have reached the Sweet 16 on 17 occasions and have advanced to the Elite Eight 11 times.

Most All-Time Final Four Appearances

| Team | Final Four Appearances |
|-------------------|------------------------|
| North Carolina | 21 |
| Duke | 18 |
| UCLA | 18 |
| Kentucky | 17 |
| Kansas | 16 |
| Ohio State | 10 |
| Michigan State | 10 |
| Louisville | 8 |
| Indiana | 8 |

PRO CARDS

The Cardinals have had 77 players drafted by the NBA, including 25 first-round selections. David Johnson was the latest Cardinal chosen with the 47th pick in the 2021 draft by the Toronto Raptors. Donovan Mitchell was UofL's latest first round selection in the 2017 draft as the 13th overall pick by the Denver Nuggets and was subsequently traded to the Utah Jazz. He's now with the Cleveland Cavaliers and is a seven-time NBA All-Star, two-time All-Star starter. Jordan Nwora (2021) and Damion Lee (2022) have both won NBA championships, and Carlik Jones was the 2022-23 G League Most Valuable Player. Nineteen Cardinals have played in the NBA over the last 10 years, while at least 24 former UofL players are expected to play professionally this year in the NBA, G League or overseas.

More info on Cardinals in the NBA Draft: <https://uofl.me/3geNA8o>

Louisville Players on NBA/G League Roster Currently

| Player | 2025-26 Team | Years in League |
|------------------|-----------------------------|-----------------|
| Terry Rozier | Miami Heat | 11 |
| Donovan Mitchell | Cleveland Cavaliers | 9 |
| Ray Spalding | Noblesville Boom (Pacers) | 7 |
| Malik Williams | Atlanta Hawks | 3 |
| Chucky Hepburn | Toronto Raptors/Raptors 905 | 1 |

CROWD SUPPORT

Louisville has ranked among the top seven nationally in average home attendance in 40 of the last 44 years. UofL has played 15 seasons in its spectacular home, the 22,090 seat KFC Yum! Center in downtown Louisville. The Cardinals have a 215-65 record in 16 seasons in the KFC Yum! Center (.768). Louisville attracted approximately 4.4 million fans in its first

15 years in the Yum! Center, including a total attendance of 298,846 in 18 games in 2019-20 (last year pre-COVID). Louisville's attendance against Kentucky on Nov. 11, 2025 of 22,586 was the largest crowd in the building since the Cardinals hosted Notre Dame on March 4, 2017 when there were 22,612 in attendance. The Nov. 11 game was the largest crowd since 22,114 fans were at the game against South Florida on February 29, 2019.

CHAMPIONSHIP GUESTS

The eventual national champion has played in Louisville's home arena, the KFC Yum! Center, in seven of the arena's 15 seasons in existence. Louisville faced eventual champions Connecticut (2011, 2014), Duke (2015) and Virginia (2019) in home games, Kentucky (2012) won a pair of games in the 2012 NCAA second and third rounds in the KFC Yum! Center, 2016 champion Villanova won the NCAA South Regional in Louisville, and UofL won the 2013 itself (later vacated).

NATIONAL SPOTLIGHT

The Cardinals are one of the most televised teams in college basketball. UofL games will be televised on national networks during the 2025-26 regular season on double-digit occasions. Every possible UofL game over the past 42 years has been televised on either a live or delayed basis – a total of over 1,300 games – including over 600 national television appearances.

AMERICA'S TOP BASKETBALL MARKET

Louisville is consistently the highest-rated television market for college basketball. Louisville has been the top market for more than 20 years since organizations began tracking the data. Louisville's 4.2 rating during the 2018-19 season was well above the next closest market (Knoxville with a 2.9 rating). Louisville has historically been the top television market for the NCAA Tournament as well.

AT HOME IN THE TOP 25

The Cardinals have been ranked on 677 occasions in the AP poll, sixth most all-time. Louisville has been among the top 10 on 306 occasions, including 14 times in the 2019-20 season. The Cards entered the Top 10 for first time in five years on March 17, 2025, the final AP ranking before the beginning of the NCAA Tournament. Louisville's No. 1 ranking in the Dec. 2 and 9, 2019, Associated Press polls were just the third and fourth times UofL has ever been ranked as the No.1 team in the nation in the AP poll. The other two were March 16, 2009 in the final AP poll of the season; and Jan. 14, 2013. UofL has been ranked as the No.1 team in the nation in the coaches poll on five occasions, including twice in 2019-20. The other three were in the 1986-87 preseason UPI coaches poll; in the ESPN/USA Today poll on March 15, 2009; and in the final USA Today coaches poll of 2012-13 on April 8, 2013.

All-Time Finishes in the AP Final Poll Top 15

| Team | Top-15 Finishes |
|-------------------|-----------------|
| Kentucky | 49 |
| North Carolina | 47 |
| Duke | 47 |
| Kansas | 40 |
| UCLA | 35 |
| Arizona | 26 |
| Louisville | 25 |
| Cincinnati | 20 |
| Michigan | 20 |
| Michigan State | 20 |

RANKED COMPETITION

UofL has a 66-90 record against Top 25 teams over the last 15 years. The Cardinals most recently defeated No. 22 Indiana in Indianapolis, 87-78 on Dec. 6. When Louisville defeated No. 9 Kentucky on Nov. 11, it was the highest ranked opponent the Cards have beat since defeating No. 3 Duke 79-73 on Jan. 18, 2020. Louisville has won 49 of its last 127 games against AP ranked opponents. The Cards have been victorious 10 of the last 33 times

they have faced an AP top-five foe. UofL has won 25 of its last 68 games when facing Top 10 teams.

NON-CONFERENCE DOMINANCE

UofL has a 268-85 record (.759) against non-conference opponents over the last 25 seasons (includes postseason), including a 196-27 record in home regular season non-conference games. The Cardinals are 120-18 at home in regular season non-conference games over the last 16 seasons.

STIFF COMPETITION

Louisville has eight opponents this year in the AP Poll with two more still receiving votes. The Cards still have left to play No. 14 North Carolina and No. 20 Clemson. NC State and Miami are also receiving votes. Louisville already played then No. 6 and then No. 4 Duke, No. 9 Kentucky, No. 16 Virginia, No. 20 Tennessee, No. 22 Indiana and No. 25 Arkansas. California and SMU were also receiving votes when they played the Cards. Louisville also played then No. 19 Kansas in an exhibition game.

THE TIMELESS #10

Louisville retired men's basketball legend Ulysses "Junior" Bridgeman's No.10 jersey number on Dec. 13 during a ceremony at the Cardinals' home game against Memphis. Bridgeman's No. 10 is the sixth number retired in the Louisville men's basketball program, joining No. 2 Russ Smith (2010-2014 at UofL), No. 8 Charlie Tyra (1953-57), No. 31 Wes Unseld (1965-68), No. 35 Darrell Griffith (1976-80) and No. 42 Pervis Ellison (1985-89). Bridgeman was a top 30 career scorer for the Cardinals, earning All-American honors in 1975 while leading Louisville to the Final Four. His number was previously one of UofL's 20 honored jerseys in its basketball history. In three seasons (1972-75) in The Ville, Bridgeman scored 1,348 career points (29th at UofL) and grabbed 657 rebounds. His 15.5 points per game career scoring average still ranks among the top 15 in school history. Bridgeman, a two-time Missouri Valley Conference Player of the Year (1974 and 1975) helped the Cardinals reach the 1975 NCAA Final Four and guided the program to a pair of MVC titles during his playing career. Current Cardinal Isaac McKneely will be the last player to wear No. 10.

THE 1K CLUB

Louisville is tied for second nationally, behind North Carolina, with 69 all-time 1,000 point scorers. Jordan Nwora (1,294 points in three seasons) was the latest Cardinal to reach that milestone in 2019-20.

Programs with Most 1,000-Point Career Scorers

| Team | 1,000-Point Scorers |
|-------------------|---------------------|
| North Carolina | 81 |
| Louisville | 69 |
| Duke | 69 |
| Villanova | 67 |
| Notre Dame | 67 |
| Kansas | 66 |
| Syracuse | 65 |

ACADEMIC STANDARD

The Cards have attained a collective 3.0 GPA in 29 of the last 34 semesters. They posted a 3.18 team GPA for the entire 2024-25 academic year. UofL was recognized in July as a recipient of the Team Academic Excellence Award from the National Association of Basketball Coaches (NABC). In order to receive the award, a program must achieve a team GPA of 3.0 or higher for the previous academic year. Most recently, the team posted a GPA of 3.389 for the fall of 2025.

NOTES ON THE GAMES

SHOOTING THE LIGHTS OUT

Louisville netted 20 3-pointers against NJIT on Nov. 26, the second-most made 3's in a single game in program history. It was just the second time ever the Cardinals have made at least 20 3's in a game. UofL is one of 13 teams in DI this season to make at least 20 3-pointers against another DI team, as of Jan. 25.

BY A HALF CENTURY

With two 50-point victories on the season, it marks the first time Louisville has had two 50-point victories in one season since 2004-05.

| Date | Score | Opponent | Margin |
|----------|-----------|--------------------------|--------|
| 11/3/25 | W, 104-45 | vs. South Carolina State | +59 |
| 11/26/25 | W, 104-47 | vs. NJIT | +57 |

| | | | |
|----------|-----------|--------------------|-----|
| 1/19/05 | W, 92-41 | vs. East Carolina | +51 |
| 12/27/04 | W, 104-40 | vs. Morehead State | +64 |

WINNING WITH AUTHORITY

Louisville's back-to-back 40-point wins over Eastern Michigan & NJIT was the program's first set of back-to-back 40-point victories since 2012-13.

| Date | Score | Opponent | Margin |
|----------|-----------|----------------------|--------|
| 11/24/25 | W, 87-46 | vs. Eastern Michigan | +41 |
| 11/26/25 | W, 104-47 | vs. NJIT | +57 |

| | | | |
|---------|----------|--------------------------|-----|
| 12/4/12 | W, 80-38 | at College at Charleston | +42 |
| 12/8/12 | W, 99-47 | vs. Missouri-Kansas City | +52 |

CRASHING THE GLASS

Louisville's positive 38 rebounding margin against NJIT on Nov. 26 was the largest rebounding margin in program history. It was the third largest margin any DI team had against another DI team up to that point in the season.

BATTLED IN THE BLUEGRASS

Louisville's eight-point win over Kentucky marked the largest margin of victory the Cards have had over the Cats since 2008. It was the first time UofL has won the Battle of the Bluegrass since 2020, and the first time it claimed victory at home in the matchup since 2012.

KINGS OF HALFTIME

Louisville led 59-15 at halftime against South Carolina State on Nov. 3. The 44-point halftime lead was the largest in program history. The Cardinals are 30-3 all-time under head coach Pat Kelsey when leading at halftime.

IN DOMINATING FASHION

Louisville's two season opening victories marked the first time the Cardinals had back-to-back 30-point victories since 2016.

| Date | Score | Opponent | Margin |
|---------|-----------|--------------------------|--------|
| 11/3/25 | W, 104-45 | vs. South Carolina State | +59 |
| 11/6/25 | W, 106-70 | vs. Jackson State | +36 |

| | | | |
|----------|-----------|----------------------|-----|
| 12/10/16 | W, 102-71 | vs. Texas Southern | +31 |
| 12/17/16 | W, 87-56 | vs. Eastern Kentucky | +31 |

NOTES ON THE CARDINALS

MID-YEAR ADDITION

On Nov. 18, 2025, Louisville announced the addition of 6-3 guard **London Johnson**. He officially arrived on campus on Dec. 12. Johnson headed to The Ville by way of the NBA G-League. He competed his first two years in the league with Ignite before playing for both the Main Red Claws and Cleveland Charge in 2024-25. Out of high school, Johnson was a four-star recruit. Johnson intends to redshirt the 2025-26 season.

AWARDED BY THE ACC

Freshman guard **Mikel Brown Jr.** was named ACC Co-Player and Co-Rookie of the Week on Nov. 17 after averaging 24.0 ppg, 6.0 apg and shooting 48.1% from the floor in Louisville's two Week 2 victories - a 96-88 win over Kentucky and 106-81 win over Ohio.

FRESHMAN PHENOM

Freshman **Mikel Brown Jr.** scored 29 points against Kentucky on Nov. 11, 2025, the fourth-most points in a game by a Louisville freshman ever.

- 32 - LaBradford Smith vs. Indiana, Dec. 19, 1987
- 32 - LaBradford Smith vs. Cincinnati, Feb. 15, 1988
- 31 - Edgar Sosa vs. Texas A&M, March 17, 2007
- 29 - Mikel Brown Jr., vs. Kentucky, Nov. 11, 2025**
- 28 - Larry Williams vs. Drake, Jan. 17, 1976
- 27 - Ty-Laur Johnson vs. Florida State, Feb. 3, 2024

ACC ALL-STARS

The Cardinals landed two players on the Preseason All-ACC First Team, the only program to do so in 2025. Both **Mikel Brown Jr.**, and **Ryan Conwell** earned the First Team nod. Louisville was picked second overall in the league by voting media members.

POURING IT IN

UofL has three Cardinals on the roster that have scored over 1,000 DI points: **Ryan Conwell** (1,734), **Isaac McKneely** (1,333) and **J'Vonne Hadley** (1,244). There are three additional Cards that have scored between 500 and 1,000 in their DI careers: **Aly Khalifa** (882), **Adrian Woolley** (807) and **Kasean Pryor** (556). Hadley, Conwell, McKneely and Khalifa have all played at least 2,000 minutes at the DI level. **Kobe Rodgers** has played four seasons between the DI and DII levels and has combined for 947 points in his career.

SHARP SHOOTERS

There are 14 players who returned to DI this season that started the season with at least 175 made 3-pointers with a career 3-point field goal percentage of 38% or more; **Ryan Conwell** and **Isaac McKneely** are two of those 14 players. Conwell is now 308 of 802 (38.4%) while McKneely is 293 of 709 (41.3%) from 3.

REDSHIRT ROCKSTARS

Louisville has three Cardinals that hit the hardwood for the first time since significant injury. Redshirt senior **Kobe Rodgers** returned from a significant knee injury he suffered in Charleston's 2024 NCAA Tournament game; he missed the entire 2024-25 season with the Cards. Redshirt senior **Aly Khalifa** had a lingering knee injury repaired in July 2024 and rehabbed during the 2024-25 season. Both Rodgers and Khalifa hit the court in the season-opener on Nov. 3 against South Carolina State. Sixth year senior **Kasean Pryor** tore his ACL seven games into the 2024-25 season and was sidelined the remainder of the year. Pryor returned to the floor on Nov. 6 against Jackson State, Louisville's second game of the 2025-26 season.

CARDINALS ON THE DANCE FLOOR

Of the 10 players who were on an NCAA DI roster in 2024-25, eight of them were on teams that played in the 2025 NCAA Tournament. The roster has made 14 cumulative NCAA Division I Tournament appearances at their current/previous schools, playing in 10 NCAA Tournament games across their careers.

PORTAL WARRIORS

According to 247Sports, Louisville had the No. 3 transfer class in the country after major roster adjustments. Louisville was amongst the top transfer classes by other recruiting services, including On3 who placed the Cardinals at 21st in the country. According to On3, sophomore transfer **Adrian Wooley** was the eighth-best player in the transfer portal. **Ryan Conwell** was No. 13 and **Isaac McKneely** was No. 18.

A TALE AS OLD AS TIME

Louisville is one of the older teams in the country this season. When the Cardinals tipped off the season on Nov. 3, the average age of the 15-man roster was 21.3 years of age.

CAMARA REDSHIRT

Louisville announced on Tuesday, Oct. 28 that freshman **Mouhamed Camara** intends to redshirt for the 2025-26 season. Camara came to The Ville from NBA Academy Africa.

FROM ALL OVER

Louisville has players hailing from eight different states/districts: Florida (1), Illinois (1), Indiana (1), Kentucky (2), Minnesota (1), Ohio (1), Washington, D.C. (2) and West Virginia (1). Louisville adds four countries other than the United States as well as **Aly Khalifa** from Egypt, **Mouhamed Camara** hails from Senegal, **Vangelis Zougris** is from Greece and **Sananda Fru** comes from Germany.

NOTES ON THE STAFF

CHAMPIONSHIP CALIBER

Head coach **Pat Kelsey** has won 11 total conference championships across his 302-136 career record, including five NCAA Tournament bids. Kelsey has recorded winning seasons in 12 of his 13 full seasons as a head coach.

| Season | School | Record |
|---------|------------|--------|
| 2012-13 | Winthrop | 14-17 |
| 2013-14 | Winthrop | 20-13 |
| 2014-15 | Winthrop | 19-13 |
| 2015-16 | Winthrop | 23-9 |
| 2016-17 | Winthrop | 26-7 |
| 2017-18 | Winthrop | 19-12 |
| 2018-19 | Winthrop | 18-12 |
| 2019-20 | Winthrop | 24-10 |
| 2020-21 | Winthrop | 23-2 |
| 2021-22 | Charleston | 17-15 |
| 2022-23 | Charleston | 31-4 |
| 2023-24 | Charleston | 27-8 |
| 2024-25 | Louisville | 27-8 |
| 2025-26 | Louisville | 15-6 |

SQUAD STICKS TOGETHER

Head coach **Pat Kelsey** brought his entire staff that was previously at Charleston including coaching staff members **Brian Kloman**, **Thomas Carr**, **Mike Cassidy**, **Jermaine Ukaegbu** and support staff members **Eli Foy**, **Mitch Johnson**, **Braden Connor**, **Tom Pupavac**, **Jonah Wexler** and **Katie Creznic**. The only new full-time staff members integrated into the staff were assistant coach **Ronnie Hamilton**, assistant coach **Peyton Siva** and executive assistant **Stephanie Davis**.

LOYALTY IS KEY

Head coach Pat Kelsey is known for his loyalty, displaying it in several ways, including hiring former players to join his staff. Four of his former players are now on UofL's staff in one way or another. Former Winthrop players **Jermaine Ukaegbu** (assistant coach), **Tom Pupavac** (Creative Director) and **Kyle Zunic** (graduate assistant) are on staff as well as Cardinal Forever **Frank-Anselem-Ibe** (graduate assistant) who just played for Louisville in 2024-25.

BACK TO THEIR ROOTS

Multiple staff members have ties back to the ACC prior to coming to Louisville. Head coach **Pat Kelsey** got his collegiate start in the ACC as the Director of Operations then as an assistant coach under Skip Prosser at Wake Forest. Assistant **Thomas Carr** also had a stint at NC State.

COACH OF THE YEAR

After being named ACC Coach of the Year in 2025, head coach **Pat Kelsey** joined an elite group of 10 active head coaches that have won the Coach of the Year distinction for three or more DI conferences. Kelsey was named Big South COY in 2021 and CAA COY in 2024 before being hired at Louisville.

Coach - Current School (Conferences Awarded COY in)

Dana Altman - Oregon (SoCon, Big Eight, Missouri Valley, Pac 12)
Rick Pitino - St. John's (SEC, C-USA, MAAC, Big East)
Kelvin Sampson - Houston (Pac 10, Big Eight, American, Big 12)
Rick Barnes - Tennessee (CAA, Big 12, SEC)
John Calipari - Arkansas (A10, C-USA, SEC)
Mick Cronin - UCLA (Ohio Valley, American, Pac 12)
Chris Holtmann - DePaul (Big South, Big East, Big Ten)
Pat Kelsey - Louisville (Big South, CAA, ACC)
Thad Matt - Butler (Midwestern Collegiate, A10, Big Ten)
Herb Sendek - Santa Clara (MAC, ACC, Pac 10)

HALL OF FAMER

Assistant coach **Peyton Siva** was inducted into the UofL Athletics Hall of Fame on Nov. 15. Siva was a captain on Louisville's 2013 National Championship and 2012 Final Four teams. In his Louisville playing career, Siva scored 1,215 points over the course of his four seasons in a Cardinal uniform. Siva ranked first and third in UofL history for most assists in a single season, as well as second for most assists in a career. His 90 steals in 2012-13 were the most ever in a season by a Cardinal, and he had the second-most steals in a UofL career. The Seattle native is one of only three players to be named the Most Outstanding Player of the Big East Tournament twice. He was also the Big East Scholar Athlete of the Year in 2012-13. Siva was selected in the second round of the 2013 NBA Draft by the Detroit Pistons and went on to play pro ball domestically and overseas for 10 years. He is entering his second season on staff with the Cardinals and was recently promoted to assistant coach for the 2025-26 season.

MISCELLANEOUS STATS

| | 2025-26 | UofL Career |
|--|---------|-------------|
| 10+ POINT GAMES | | |
| Ryan Conwell | 19 | 19 |
| J'Vonne Hadley | 13 | 39 |
| Sananda Fru | 13 | 13 |
| Isaac McKneely | 13 | 13 |
| Mikel Brown Jr. | 10 | 10 |
| Adrian Wooley | 8 | 8 |
| Khani Rooths | 5 | 7 |
| Aly Khalifa | 2 | 2 |
| Kasean Pryor | 1 | 5 |
| Kobe Rodgers | 1 | 1 |
| 20+ POINT GAMES | | |
| Ryan Conwell | 9 | 9 |
| Mikel Brown Jr. | 5 | 5 |
| Isaac McKneely | 1 | 1 |
| Adrian Wooley | 1 | 1 |
| Khani Rooths | 1 | 1 |
| J'Vonne Hadley | 0 | 2 |
| Kasean Pryor | 0 | 1 |
| 30+ POINT GAMES | | |
| Ryan Conwell | 1 | 1 |
| J'Vonne Hadley | 0 | 1 |
| 10+ REBOUND GAMES | | |
| Sananda Fru | 3 | 3 |
| Khani Rooths | 3 | 3 |
| J'Vonne Hadley | 0 | 7 |
| Kasean Pryor | 0 | 1 |
| 10+ ASSIST GAMES | | |
| DOUBLE-DOUBLES | | |
| Sananda Fru | 3 | 3 |
| Khani Rooths | 2 | 2 |
| J'Vonne Hadley | 0 | 7 |
| Kasean Pryor | 0 | 1 |
| TRIPLE-DOUBLES | | |
| GAMES LED UoFL IN SCORING | | |
| Ryan Conwell | 12 | 12 |
| Mikel Brown Jr. | 4 | 4 |
| Isaac McKneely | 2 | 2 |
| Sananda Fru | 2 | 2 |
| Khani Rooths | 1 | 1 |
| J'Vonne Hadley | 0 | 3 |
| Kasean Pryor | 0 | 1 |
| GAMES LED UoFL IN REBOUNDING | | |
| Sananda Fru | 8 | 8 |
| Khani Rooths | 5 | 5 |
| Ryan Conwell | 5 | 5 |
| J'Vonne Hadley | 4 | 21 |
| Isaac McKneely | 1 | 1 |
| Adrian Wooley | 1 | 1 |
| Mikel Brown Jr. | 1 | 1 |
| Kobe Rodgers | 1 | 1 |
| Kasean Pryor | 0 | 2 |
| GAMES LED UoFL IN ASSISTS | | |
| Mikel Brown Jr. | 10 | 10 |
| Aly Khalifa | 5 | 5 |
| Ryan Conwell | 3 | 3 |
| Adrian Wooley | 2 | 2 |
| Isaac McKneely | 2 | 2 |
| J'Vonne Hadley | 1 | 2 |
| Kobe Rodgers | 1 | 1 |
| Khani Rooths | 1 | 1 |
| Sananda Fru | 1 | 1 |
| Kasean Pryor | 0 | 3 |
| GAMES LED UoFL IN BLOCKED SHOTS | | |
| Sananda Fru | 16 | 16 |
| Aly Khalifa | 3 | 3 |
| Khani Rooths | 2 | 10 |
| Ryan Conwell | 2 | 2 |
| J'Vonne Hadley | 1 | 7 |
| Kasean Pryor | 1 | 4 |
| Vangelis Zougris | 1 | 1 |
| Mikel Brown Jr. | 1 | 1 |
| Kobe Rodgers | 1 | 1 |
| Isaac McKneely | 1 | 1 |
| Adrian Wooley | 1 | 1 |
| GAMES LED UoFL IN STEALS | | |
| Ryan Conwell | 7 | 7 |
| J'Vonne Hadley | 5 | 14 |
| Adrian Wooley | 4 | 4 |
| Khani Rooths | 3 | 6 |
| Aly Khalifa | 3 | 3 |
| Kobe Rodgers | 3 | 3 |
| Kasean Pryor | 2 | 4 |
| Mikel Brown Jr. | 2 | 2 |
| Sananda Fru | 2 | 2 |
| Vangelis Zougris | 1 | 1 |
| Isaac McKneely | 1 | 1 |

LOUISVILLE RECORD BY SITUATION

| CATEGORY | 2024-25 | 2025-26 | UNDER KELSEY |
|------------------------------|---------|---------|--------------|
| All games | 27-8 | 15-6 | 42-14 |
| Conference games | 18-2 | 5-4 | 23-6 |
| Non-conference games | 7-4 | 10-2 | 17-6 |
| Postseason games | 2-2 | 0-0 | 2-2 |
| Home | 14-3 | 11-2 | 25-5 |
| Away | 9-2 | 2-4 | 11-6 |
| Neutral site | 4-3 | 2-0 | 6-3 |
| vs. Top 10 opponents | 1-3 | 1-2 | 2-5 |
| vs. Top 11-25 opponents | 1-2 | 1-3 | 2-5 |
| vs. Unranked opponents | 25-3 | 13-1 | 38-4 |
| Winning the tip | 17-5 | 12-2 | 29-7 |
| Losing the tip | 10-3 | 3-4 | 13-7 |
| Scoring first | 19-5 | 10-1 | 29-6 |
| Opponent scores first | 8-3 | 5-5 | 13-8 |
| Leading at halftime | 24-3 | 12-1 | 36-4 |
| Trailing at halftime | 3-5 | 3-5 | 6-10 |
| Tied at halftime | 0-0 | 0-0 | 0-0 |
| Leading with 5:00 to play | 27-0 | 15-0 | 42-0 |
| Trailing with 5:00 to play | 0-7 | 0-6 | 0-13 |
| Tied with 5:00 to play | 0-1 | 0-0 | 0-1 |
| In overtime | 1-0 | 0-0 | 1-0 |
| Games decided by ≤3 pts. | 4-0 | 0-0 | 4-0 |
| Games decided by 4-10 pts. | 6-3 | 3-3 | 9-6 |
| Games decided by 11+ pts. | 17-5 | 12-3 | 29-8 |
| Shooting 50% or higher | 10-0 | 6-0 | 16-0 |
| Shooting 40-49% | 14-3 | 8-3 | 22-6 |
| Shooting less than 40% | 3-5 | 1-3 | 4-8 |
| Opp. shooting 50% or higher | 4-4 | 0-3 | 4-7 |
| Opp. shooting 40-49% | 12-4 | 6-2 | 18-6 |
| Opp. shooting less than 40% | 11-0 | 9-1 | 20-1 |
| Make more 3FG than opp. | 19-3 | 11-3 | 30-6 |
| Make fewer 3FG than opp. | 6-4 | 3-2 | 9-6 |
| 3FG made are even | 2-1 | 1-1 | 3-2 |
| Attempt more FT than opp. | 20-4 | 13-0 | 33-4 |
| Attempt fewer FT than opp. | 5-4 | 2-6 | 7-10 |
| FT attempts are even | 2-0 | 0-0 | 2-0 |
| More rebounds than opp. | 19-4 | 13-1 | 32-5 |
| Fewer rebounds than opp. | 7-4 | 1-5 | 8-9 |
| Rebounds are even | 1-0 | 1-0 | 2-0 |
| More assists than opp. | 22-0 | 13-2 | 35-2 |
| Fewer assists than opp. | 4-7 | 1-4 | 5-11 |
| Assists are even | 1-1 | 1-0 | 2-1 |
| Commit more TOs than opp. | 8-6 | 4-3 | 12-9 |
| Commit fewer TOs than opp. | 19-2 | 9-2 | 28-4 |
| Turnovers are even | 0-0 | 2-1 | 2-1 |
| Scoring 100+ points | 1-0 | 5-0 | 5-0 |
| Scoring 90-99 points | 4-0 | 4-0 | 8-0 |
| Scoring 80-89 points | 9-1 | 4-1 | 13-2 |
| Scoring 70-79 points | 12-2 | 2-3 | 14-5 |
| Scoring 60-69 points | 1-4 | 0-1 | 1-5 |
| Scoring fewer than 60 points | 0-1 | 0-1 | 0-2 |
| Allowing 100+ points | 0-0 | 0-0 | 0-0 |
| Allowing 90-99 points | 0-1 | 0-0 | 0-1 |
| Allowing 80-89 points | 1-2 | 2-5 | 3-7 |
| Allowing 70-79 points | 10-4 | 6-1 | 16-5 |
| Allowing 60-69 points | 11-1 | 2-0 | 13-1 |
| Allowing fewer than 60 pts. | 5-0 | 5-0 | 10-0 |
| Following a win | 22-5 | 9-5 | 31-10 |
| Following a loss | 4-3 | 6-1 | 10-4 |
| More bench points than opp. | 13-4 | 11-1 | 24-5 |
| Fewer bench pts. than opp. | 11-4 | 4-5 | 15-9 |
| Bench points are even | 3-0 | 0-0 | 3-0 |
| in November | 5-2 | 7-0 | 12-2 |
| in December | 3-3 | 4-2 | 7-5 |
| in January | 8-0 | 4-4 | 12-4 |
| in February | 6-1 | 0-0 | 6-1 |
| in March | 5-2 | 0-0 | 5-2 |
| on Monday | 1-0 | 2-1 | 3-1 |
| on Tuesday | 6-1 | 2-3 | 8-4 |
| on Wednesday | 6-0 | 1-1 | 7-1 |
| on Thursday | 2-1 | 1-0 | 3-1 |
| on Friday | 2-1 | 1-1 | 3-2 |
| on Saturday | 9-4 | 8-0 | 17-4 |
| on Sunday | 1-1 | 0-0 | 1-1 |
| In white core uniforms | 12-4 | 9-1 | 21-5 |
| In black core uniforms | 5-1 | 1-2 | 6-3 |
| In red core uniforms | 4-2 | 0-2 | 4-4 |
| In specialty uniforms | 6-1 | 5-1 | 11-2 |

LAST TIME IT HAPPENED (TEAM)

A LOUISVILLE TEAM:

| | |
|--|--------------------------------|
| Was ranked | 2/2/26 |
| Associated Press Poll (No. 24) and Coaches Poll (No. 23) | |
| Received votes in a national poll | 2/2/26 |
| Associated Press Poll (No. 24) and Coaches Poll (No. 23) | |
| Played a ranked team | 1/26/26 |
| (L) 83-52 vs. No. 4 Duke | |
| Beat a ranked team | 12/6/25 |
| (W) 87-78 vs. No. 22 Indiana | |
| Won 5+ straight | 11/3/25 - 11/26/25 (7) |
| Won 10+ straight | 2/5/25 - 3/14/25 (11) |
| Won 15+ straight | 2/14/13 - 11/23/13 (21) |
| Won 20+ straight | 2/14/13 - 11/23/13 (21) |
| Lost 5+ straight | 2/13/24 - 3/9/24 (7) |
| Scored 100 pts | 1/17/26 |
| (W) 100-59 at Pittsburgh | |
| Scored 100 pts on the road | 1/17/26 |
| (W) 100-59 at Pittsburgh | |
| Scored 100 pts and lost | 2/9/13 |
| (L) 104-101 (5OT) at No. 25/RV Notre Dame | |
| Allowed 100 pts | 2/9/13 |
| (L) 104-101 (5OT) at No. 25/RV Notre Dame | |
| Allowed 100 pts at home | 2/11/01 |
| (L) 106-72 vs. Charlotte | |
| Allowed 100 pts and won | 3/4/74 |
| (W) 117-107 vs. Illinois State | |
| Scored fewer than 50 pts | 11/22/22 |
| (L) 70-38 vs. #21/20 Texas Tech | |
| Allowed fewer than 50 pts | 11/26/25 |
| (W) 104-47 vs. NJIT | |
| Scored 60 points in a half | 12/5/15 |
| (W) 111-63 vs. Grand Canyon | |
| Allowed 60 points in a half | 12/20/97 |
| (L) 94-86 vs. Georgia Tech | |
| Scored fewer than 20 pts in a half | 1/27/24 |
| (L) 69-52 vs. Virginia (13 points, first half) | |
| Allowed fewer than 20 pts in a half | 11/24/25 |
| (W) 87-46 vs. Eastern Michigan (17 points, first half) | |
| Grabbed 60 or more rebounds | 11/17/14 |
| (W) 88-39 vs. Jacksonville State | |
| Allowed 60 or more rebounds | 1/4/94 |
| (W) 132-87 vs. George Mason | |
| Back-to-back 20-point wins | 2025 |
| 12/20/25 • (W) 94-54 vs. Montana | |
| 12/30/25 • (W) 90-70 at California | |
| 30-point win | 1/17/26 |
| (W) 100-59 at Pittsburgh | |
| Back-to-back 30-point wins | 2025 |
| 11/24/25 • (W) 87-46 vs. Eastern Michigan | |
| 11/26/25 • (W) 104-47 vs. NJIT | |
| 40-point win | 1/17/26 |
| (W) 100-59 at Pittsburgh | |
| Back-to-back 40-point wins | 2025 |
| 11/24/25 • (W) 87-46 vs. Eastern Michigan | |
| 11/26/25 • (W) 104-47 vs. NJIT | |
| 50-point win | 11/26/25 |
| (W) 104-47 vs. NJIT | |

| | |
|---|-----------------|
| 60-point win | 11/24/14 |
| (W) 87-26 vs. Savannah State | |
| 70-point win | 12/2/44 |
| (W) 99-27 vs. Georgetown College | |
| 30-point loss | 1/26/26 |
| (L) 83-52 at Duke | |
| Played in OT game | 11/28/24 |
| (W) 79-70 (OT) vs. West Virginia | |
| Played in a 2OT game | 1/16/18 |
| (W) 82-78 (2OT) at Notre Dame | |
| Played in a 3OT game | 2/9/13 |
| (L) 104-101 (5OT) at No. 25/RV Notre Dame | |
| Played in back-to-back OT games | 2018 |
| 11/23/18 • (L) 77-74 (OT) vs. Marquette | |
| 11/27/18 • (W) 82-78 (OT) vs. No. 9/8 Michigan State | |
| Had 5 players in double figures | 1/31/26 |
| (W) 88-74 vs. SMU | |
| Had 6 players in double figures | 12/13/25 |
| (W) 99-73 vs. Memphis | |
| Had 7 players in double figures | 12/17/11 |
| (W) 95-87 vs. Memphis | |
| Had 8 players in double figures | Never |
| Has not happened | |
| Had 2 double-figure rebounders | 1/10/26 |
| Sananda Fru (13) and Khani Rooths (11) vs. Boston College | |
| Had two 20-point scorers | 12/30/25 |
| Ryan Conwell (26) and Adrian Wooley (21) at California | |
| Had three 20-point scorers | 11/26/23 |
| (W) 90-84 (OT) vs. New Mexico State | |
| Had two 25-point scorers | 2/8/25 |
| Terrence Edwards Jr. (27) and Reyne Smith (26) vs. Miami | |
| Had 15+ 3FGs | 1/17/26 |
| 15-of-29 at Pittsburgh | |
| Allowed 15+ 3FGs | 1/24/26 |
| 16-of-30 vs. Virginia Tech | |
| Held opponent under 35.0% shooting | 12/30/25 |
| 33.9% at California | |
| Recorded 25+ assists | 1/21/25 |
| 27 at SMU | |
| Recorded 10+ blocks | 11/24/25 |
| 10 vs. Eastern Michigan | |
| Recorded 15+ blocks | 12/6/17 |
| 15 vs. Siena | |
| Committed fewer than 5 TOs | 3/6/21 |
| 3 vs. No. 21/20 Virginia | |
| Committed 25+ TOs | 1/31/09 |
| 26 vs. West Virginia | |
| Forced 25+ TOs | 12/5/14 |
| 25 vs. Florida International | |
| Shot 60% from the field | 1/17/26 |
| 63.2% (36-of-57) at Pittsburgh | |
| Shot 70% from the field | 2/27/93 |
| 70.0% (35-of-50) vs. No. 16/17 Tulane | |
| Shot 90% from FT line (min. 10) | 3/8/25 |
| 90.0% (9-of-10) vs. Stanford | |

LAST TIME IT HAPPENED (INDIVIDUAL)

A LOUISVILLE INDIVIDUAL:

| | |
|--|----------|
| Scored 25 pts | 12/30/25 |
| Ryan Conwell (26) at California | |
| Scored 30 pts | 11/26/25 |
| Ryan Conwell (31) vs. NJIT | |
| Scored 40 pts | 3/14/14 |
| Russ Smith (42) vs. Houston | |
| Scored 50 pts | Never |
| Record is 45 by Wes Unseld vs. Georgetown College, 12/1/67 | |
| Scored 20 pts in a half | 11/11/25 |
| Mikel Brown Jr. (20) vs. Kentucky | |
| Had 15 rebounds | 12/17/22 |
| Sydney Curry (19) vs. Florida A&M | |
| Had 20 rebounds | 12/1/01 |
| Ellis Myles (23) vs. Tennessee State | |
| Had 25 rebounds | 1/17/70 |
| Mike Grosso (26) vs. Stetson | |
| Had 20 pts and 20 rebs | 2/27/88 |
| Pervis Ellison (21 pts, 22 rebs) at Virginia Tech | |
| Had 10 assists | 2/8/25 |
| Terrence Edwards Jr. (10) vs. Miami | |
| Had 5 blocks | 11/22/24 |
| James Scott (5) vs. Winthrop | |
| Had 5 steals | 3/14/25 |
| Chucky Hepburn (6) vs. Clemson | |
| Had a double-double | 1/31/26 |
| Khani Rooths (12 points, 10 rebounds) vs. SMU | |
| Two players had a double-double | 1/7/25 |
| J'Vonne Hadley (32 p, 10 r) and James Scott (11 p, 10 r) vs. Clemson | |
| Had a triple-double | 1/19/08 |
| Terrence Williams (10 pts, 10 rebs, 10 asts) at Seton Hall | |
| Had a four-point play | 1/24/26 |
| Ryan Conwell vs. Virginia Tech | |

AN OPPOSING INDIVIDUAL:

| | |
|--|----------|
| Scored 30 pts | 12/14/24 |
| Lamont Butler, Kentucky (33) | |
| Scored 40 pts | 2/17/24 |
| Blake Hinson, Pitt (41) | |
| Scored 20 pts in a half | 12/14/24 |
| Lamont Butler, Kentucky (21 points, 2nd half) | |
| Had 15 rebounds | 1/23/24 |
| Kyle Filipowski, Duke (15) | |
| Had 20 rebounds | 2/1/22 |
| Armando Bacot, North Carolina (22) | |
| Had 20 pts and 20 rebs | 11/23/94 |
| Dwayne Whitfield, Jackson State (24 points, 21 rebounds) | |
| Had 10 assists | 12/3/25 |
| Darius Acuff Jr., Arkansas (10) | |
| Had 5 blocks | 1/24/26 |
| Tobi Lawal, Virginia Tech (5) | |
| Had 5 steals | 3/14/25 |
| Jaeden Zackery, Clemson (6) | |
| Had a double-double | 1/26/26 |
| Cameron Boozer, Duke (19 points, 10 rebounds) | |

TOP LOUISVILLE EFFORTS SINCE 2002-03

Longest winning streak (single-season): 17 games (2002-03)

Longest winning streak (multiple-season span): 21 games (last 16 G of 2012-13, first 5 G of 2013-14)

Longest conference winning streak: 10, three times -- 2008-09, 2012-13, & 2019-20 seasons

Longest losing streak: 10 games (2022-23)

Longest conference losing streak: 10 games (2022-23)

Most points scored in a game: 114 vs. Western Kentucky, 12-22-10 (UL 114, WKU 82)

Fewest points scored in a game: 38 vs. #21/20 Texas Tech, 11-22-22 (TTU 70, UL 38)

Most points allowed in a game: 104 vs. Notre Dame, 2-9-13 (UND 104, UL 101, 5 ot)

Fewest points allowed in a game: 26 vs. Savannah State, 11-24-14 (UL 87, SSU 26)

Fewest points allowed in a conference game: 31 vs. Rutgers, 3-13-14 (UL 92, RU 31)

Largest margin of victory: 64 vs. Morehead St., 12-27-04 (UL 104, MSU 40)

Largest margin of victory in a conference game: 61 vs. Rutgers, 3-13-14 (UL 92, RU 31)

Largest losing margin: 37 at Wisconsin, 12-19-20 (UW 85, UL 48)

Fewest points scored in a win: 45 vs. Cleveland State, 11-26-14 (UL 45, CSU 33)

Most points allowed in a win: 93 vs. UMBC, 11-6-23 (UL 94, UMBC 93)

Most points scored in a loss: 101 vs. Notre Dame, 2-9-13 (UND 104, UL 101, 5 ot)

Fewest points allowed in a loss: 52 vs. Drexel, 12-14-10 (DU 52, UL 46); vs. Syracuse, 2-13-12 (SU 52, UL 51); vs. Virginia, 2-17-15 (UVa 52, UL 47)

Largest deficit overcome to win a game: 20 vs. West Virginia, 3-26-05 (UL 18, WVU 38)

Largest lead given up in a loss: 23 vs. Duke, 2-12-19 (UL 59, DU 36)

Highest shooting percentage: .667 vs. North Carolina Central, 11-17-19 (UL 87, UNCC 58)

Highest shooting percentage in a conference game: .652 vs. Pittsburgh, 1-25-15 (UL 80, Pitt 68)

Lowest shooting percentage: .224 vs. #21/20 Texas Tech, 11-22-22 (TTU 70, UL 38)

Lowest shooting percentage in a conference game: .259 vs. Syracuse, 2-20-19 (Syracuse 69, UL 49)

Highest 3-point percentage: .778 vs. Memphis, 2-4-04 (UL 58, UM 62)

Highest 3-point percentage in a conference game: .778 vs. Memphis, 2-4-04 (UL 58, UM 62)

Lowest 3-point percentage: .000 vs. Pittsburgh, 2-11-15 (UL 69, Pitt 56)

Lowest 3-point percentage in a conference game: .000 vs. Pittsburgh, 2-11-15 (UL 69, Pitt 56)

Most 3-pointers: 22 vs. Hartford, 11-17-07 (UL 104, UH 69)

Free throws made: 42 vs. Nicholls, 11-8-18 (in 55 attempts; UL 85, NSU 72)

Most assists: 34 vs. VMI, 12-23-04 (UL 107, VMI 56)

Most blocked shots: 18 vs. Holy Cross, 12-7-03 (UL 56, HC 40)



PAT KELSEY FILE

PERSONAL

Born: May 15, 1975 (50 years old)

Hometown: Cincinnati, Ohio

Alma Mater: Xavier (1998)

Wife: Lisa

Children: Ruthie, Caroline, Johnny

COACHING CAREER

2024-current: Head Coach, Louisville

2021-24: Head Coach, College of Charleston

2012-21: Head Coach, Winthrop

2009-11: Associate HC, Xavier

2004-09: Assistant Coach, Wake Forest

2001-04: Director of Basketball Ops, Wake Forest

1998-2001: Assistant Coach, Elder (Ohio) HS

HEAD COACH PAT KELSEY

CAREER RECORD: 303-136 (14th season)
RECORD AT LOUISVILLE: 42-14 (SECOND SEASON)

Pat Kelsey, a proven program builder who's won nearly 70% of his career games, was named the new men's basketball head coach at the University of Louisville on March 28, 2024.

The Cincinnati native Kelsey is the 24th head coach in Louisville's 112-year history, and the 10th in the past 79 years.

Kelsey has been a dominant winner across his 14 seasons as a head coach, including his two years at Louisville, three at the College of Charleston and the previous nine at Winthrop. He boasts an impressive 303-136 record (69.0%) across his head coaching career with 11 total conference championships and five NCAA Tournament bids.

In his first year at the helm in Louisville, Kelsey led the Cardinals to a 27-8 overall record, tying for second in the ACC with an 18-2 conference record. Louisville made its first appearance in an ACC Tournament semifinal and championship game as the Cards finished runner-up to No. 1 Duke in the title game. Kelsey, tabbed as ACC Coach of the Year, led Louisville to an at-large bid in the NCAA Tournament. The Cardinals competed in the Big Dance for the first time since 2019, as an eight-seed, and fell to Creighton in the Round of 64.

Kelsey recruited an entirely new team in 2024-25, returning no scholarship players from the previous season. Chucky Hepburn earned All-ACC First Team honors while also being named the ACC Defensive Player of the Year and an AP Honorable Mention All-American. Terrence Edwards Jr. picked up Third Team All-ACC honors.

The Cardinals were one of the most improved teams in the country both in total wins from the previous season and in NET ranking from the end of 2023-24 to the end of 2024-25. Kelsey restored Louisville's standing amongst the elite basketball programs in the country, returning the Cardinals to the AP Top 25, ranking as high as No. 10 on the season in the March 17 rankings.

In 2023-24, College of Charleston finished 27-8, claimed the Colonial Athletic Conference regular season and tournament titles, and earned a No. 13 seed in the NCAA Tournament before falling to fourth-seeded Alabama.

The Cougars became the first team in seven years to win back-to-back Colonial titles. Kelsey was named the league's Coach of the Year, in addition to three All-CAA player honors and a Sixth Man of the Year award for Bryce Butler.

College of Charleston ranks in the top 25 nationally this season in 3-point attempts per game (3rd, 30.6), made 3-pointers per game (8th, 10.5), bench points per game (11th, 30.1), winning percentage (18th, 77.1), rebounds per game (20th, 39.8), assist-to-turnover ratio (22nd, 1.5) and offensive rebounds per game (23rd, 13.1).

During his second season at the helm in Charleston, the Cougars set numerous records with a 31-4 mark and the program's first CAA title since 2008. They won 20 straight games, claimed the 2022 Charleston Classic and spent four weeks in the AP Top 25, peaking at No. 18. Kelsey was named the USBWA and NABC District Coach of the Year, and was on the Naismith Coach of the Year Watch List.

Kelsey arrived in Charleston from Winthrop, where he became the fifth all-time winningest coach in the history of the Big South Conference. He averaged 20.7 wins per game in nine seasons in Rock Hill, S.C., compiling more overall wins and conference wins than any other team in the league.

In his final season at Winthrop, Kelsey guided the Eagles to a 23-2 campaign, a school-record 21-game win streak, a Big South tournament title and a trip to the NCAA Tournament where they fell to Villanova. Kelsey was named 2021 Big South Coach of the Year.

Kelsey also led Winthrop to NCAA Tournament berths in 2020 (canceled due to the COVID-19 pandemic) and 2017.

A two-time finalist for the Skip Prosser Man of the Year Award and finalist for the 2021 Jim Phelan Coach of the Year Award, Kelsey compiled a 186-95 (.662) overall record and an impressive 110-46 (.705) mark in conference play at Winthrop. The Eagles also won the Big South regular-season title four times in 2016, 2017, 2020 and 2021.

In all, 16 Winthrop players were selected all-conference, while three were tabbed Big South Player of the Year, one Big South Freshman of the Year and two Big South Tournament Most Valuable Player honors.

Prior to Winthrop, Kelsey served as associate head coach at his alma mater Xavier from 2009-11. Before that, he worked at Wake Forest as assistant coach (2004-09) and director of basketball operations (2001-04). He began his coaching career at Elder High School in Cincinnati as an assistant from 1998-2001.

Kelsey graduated cum laude in 1998 from Xavier University with a bachelor's degree in business administration and marketing. He began his collegiate playing career at the University of Wyoming, before transferring and playing three seasons at point guard for the Musketeers from 1995-98.

Kelsey and his wife, Lisa, have three children: Ruthie, Caroline and Johnny.

ACCOLADES AND ACCOMPLISHMENTS

CHAMPIONSHIPS

- BIG SOUTH REGULAR SEASON CHAMPIONS: 2016, 2017, 2020, 2021
- BIG SOUTH TOURNAMENT CHAMPIONS: 2017, 2020, 2021
- CAA REGULAR SEASON CHAMPIONS: 2023, 2024
- CAA TOURNAMENT CHAMPIONS: 2023, 2024

POSTSEASON EXPERIENCE

AS HEAD COACH

- NCAA: 2017 (First Round), 2021 (First Round), 2023 (First Round), 2024 (First Round), 2025 (First Round)

AS ASSISTANT

- NCAA: 2005 (Second Round), 2009 (First Round), 2010 (Sweet 16), 2011 (Second Round)

AWARDS

- ACC COACH OF THE YEAR: 2025
- NAISMITH COACH OF THE YEAR WATCH LIST: 2025
- CAA COACH OF THE YEAR: 2024
- USBWA DISTRICT COACH OF THE YEAR: 2023
- NABC DISTRICT COACH OF THE YEAR: 2023
- BIG SOUTH COACH OF THE YEAR: 2021


PAT KELSEY YEAR-BY-YEAR HEAD COACHING RECORD

| Year | School | Record | Conf. Record | Conf. Finish | Conference Champion | Postseason |
|---------|------------|--------|--------------|---------------|--|---------------------|
| 2012-13 | Winthrop | 14-17 | 6-10 | 5th Big South | | |
| 2013-14 | Winthrop | 20-13 | 10-6 | 2nd Big South | | |
| 2014-15 | Winthrop | 19-13 | 12-6 | 3rd Big South | | |
| 2015-16 | Winthrop | 23-9 | 13-5 | 1st Big South | Regular Season | |
| 2016-17 | Winthrop | 26-7 | 15-3 | 1st Big South | Regular Season; Conference Tournament | NCAA Round of 64 |
| 2017-18 | Winthrop | 19-12 | 12-6 | 2nd Big South | | |
| 2018-19 | Winthrop | 18-12 | 10-6 | 4th Big South | | |
| 2019-20 | Winthrop | 24-10 | 15-3 | 1st Big South | Regular Season; Conference Tournament | |
| 2020-21 | Winthrop | 23-3 | 17-1 | 1st Big South | Regular Season; Conference Tournament | NCAA Round of 64 |
| 2021-22 | Charleston | 17-15 | 8-10 | 6th CAA | | |
| 2022-23 | Charleston | 31-4 | 16-2 | 1st CAA | Regular Season; Conference Tournament | NCAA Round of 64 |
| 2023-24 | Charleston | 27-8 | 15-3 | 1st CAA | Regular Season; Conference Tournament | NCAA Round of 64 |
| 2024-25 | Louisville | 27-8 | 18-2 | t-2nd ACC | | NCAA Round of 64 |
| 2025-26 | Louisville | 15-6 | 5-4 | | | |

PAT KELSEY CAREER RECORD BY OPPONENT

| | at Winthrop | at Charleston | at UofL | Total |
|------------------------------|-------------|---------------|------------|------------|
| Alabama | 0-1 | 0-1 | | 0-2 |
| Alabama State | 2-0 | | | 2-0 |
| App State | 1-0 | | | 1-0 |
| Arkansas | | | 0-1 | 0-1 |
| Auburn | 1-2 | | | 1-2 |
| Barber-Scotia | 1-0 | | | 1-0 |
| Baylor | | | 0-0 | 0-0 |
| Bellarmine | | | 1-0 | 1-0 |
| Boston College | | | 2-0 | 2-0 |
| Brevard | 1-0 | | | 1-0 |
| Butler | 0-1 | | | 0-1 |
| California | | | 2-0 | 2-0 |
| Campbell | 13-4 | 2-0 | | 15-4 |
| Central Pennsylvania College | 1-0 | | | 1-0 |
| Charleston Southern | 14-5 | | | 14-5 |
| Chattanooga | | 2-0 | | 2-0 |
| Cincinnati | | | 1-0 | 1-0 |
| Clemson | 1-0 | | 2-0 | 3-0 |
| Coastal Carolina | 5-5 | 3-0 | | 8-5 |
| Colorado State | 0-1 | 1-0 | | 1-1 |
| Creighton | | | 0-1 | 0-1 |
| Davidson | 0-1 | 1-0 | | 1-1 |
| Dayton | 0-2 | | | 0-2 |
| Delaware | | 4-1 | | 4-1 |
| Drexel | | 2-2 | | 2-2 |
| Duke | 0-1 | | 0-4 | 0-5 |
| Duquesne | | 0-1 | | 0-1 |
| East Tennessee State | 1-3 | | | 1-3 |
| Eastern Kentucky | | | 1-0 | 1-0 |
| Eastern Michigan | | | 1-0 | 1-0 |
| Elon | 1-0 | 5-0 | | 6-0 |
| Ferrum | 2-0 | | | 2-0 |
| Florida Atlantic | | 0-1 | | 0-1 |
| Florida State | 0-2 | | 2-0 | 2-2 |
| Fresno State | 0-1 | | | 0-1 |
| Furman | 3-1 | 0-1 | | 3-2 |
| Gardner-Webb | 15-6 | | | 15-6 |
| Georgia | 0-2 | | | 0-2 |
| Georgia Southern | 3-0 | | | 2-0 |
| Georgia Tech | | | 0-1 | 0-1 |
| Greensboro | 1-0 | | | 1-0 |
| Hampton | 6-3 | 3-0 | | 9-3 |
| Hartford | 1-0 | | | 1-0 |
| High Point | 11-6 | | | 11-6 |
| Hiwassee | 1-0 | | | 1-0 |
| Hofstra | | 3-3 | | 3-3 |
| Illinois | 1-0 | | | 1-0 |
| Indiana | | | 2-0 | 2-0 |
| Indiana State | 0-1 | | | 0-1 |
| Iona | | 1-0 | | 1-0 |
| Jackson State | | | 1-0 | 1-0 |
| Jacksonville State | 1-1 | | | 1-1 |
| James Madison | 1-1 | 0-2 | | 1-3 |
| Kent State | | 2-0 | | 2-0 |
| Kentucky | 0-1 | | 1-1 | 1-2 |
| Liberty | 8-3 | 1-0 | | 9-3 |
| Lipscomb | | 1-0 | | 1-0 |
| Little Rock | 1-0 | | | 1-0 |
| Lenoir-Rhyne | 1-0 | | | 1-0 |
| Longwood | 15-2 | | | 15-2 |
| Loyola (MD) | | 1-0 | | 1-0 |
| Manhattan | 1-0 | | | 1-0 |
| Mars Hill | 2-0 | | | 2-0 |
| Maryland | 0-1 | | | 0-1 |
| Maryland Eastern Shore | 1-0 | | | 1-0 |
| Memphis | | | 1-0 | 1-0 |
| Miami | | | 1-0 | 1-0 |
| Mid-Atlantic Christian | 1-0 | | | 1-0 |
| Monmouth | | 3-0 | | 3-0 |
| Montana | | | 1-0 | 1-0 |
| Montreat | | 1-0 | | 1-0 |
| Morehead State | | | 1-0 | 1-0 |

| | at Winthrop | at Charleston | at UofL | Total |
|----------------------------------|---------------|---------------|--------------|----------------|
| New Hampshire | 0-1 | | | 0-1 |
| NJIT | | | 1-0 | 1-0 |
| UNC Asheville | 12-7 | | | 12-7 |
| UNC Greensboro | 1-0 | | | 1-0 |
| UNC Wilmington | | 3-5 | | 3-5 |
| North Carolina | | 0-2 | 1-0 | 1-2 |
| North Carolina A&T | | 2-0 | | 2-0 |
| North Carolina Central | 0-2 | | | 0-2 |
| NC State | 0-1 | | 1-0 | 1-1 |
| Northeastern | | 5-0 | | 5-0 |
| North Greenville | | 1-0 | | 1-0 |
| Notre Dame | | | 1-0 | 1-0 |
| Ohio | 1-0 | | 1-0 | 2-0 |
| Ohio State | 0-1 | | | 0-1 |
| Oklahoma | | | 0-1 | 0-1 |
| Oklahoma State | | 0-1 | | 0-1 |
| Old Dominion | | 2-0 | | 2-0 |
| Ole Miss | | | 0-1 | 0-1 |
| Pfieffer | 3-0 | | | 3-0 |
| Pitt | | | 3-0 | 3-0 |
| Prairie View | 1-0 | | | 1-0 |
| Presbyterian | 16-2 | 2-0 | | 18-2 |
| Radford | 9-10 | | | 9-10 |
| Rhode Island | | 1-0 | | 1-0 |
| Richmond | | 1-0 | | 1-0 |
| Rio Grande | 1-0 | | | 1-0 |
| Reinhardt | 2-0 | | | 2-0 |
| Roanoke | 1-0 | | | 1-0 |
| Saint Joseph's | | 1-0 | | 1-0 |
| Saint Louis | 1-0 | | | 1-0 |
| Saint Mary's (CA) | 1-0 | | | 1-0 |
| San Diego State | | 0-1 | | 0-1 |
| Savannah State | 1-1 | | | 1-1 |
| South Carolina State | 1-0 | 1-0 | 1-0 | 3-0 |
| South Carolina Upstate | 8-0 | | | 8-0 |
| SMU | | | 2-0 | 2-0 |
| Southeastern Louisiana | 1-1 | | | 1-1 |
| Southern Illinois | 1-1 | | | 1-1 |
| SIUE | 2-0 | | | 2-0 |
| St. Andrews | 1-0 | | | 1-0 |
| Stanford | | | 2-1 | 2-1 |
| Stetson | | 1-1 | | 1-1 |
| Stony Brook | | 4-0 | | 4-0 |
| Syracuse | | | 1-0 | 1-0 |
| Tennessee | | | 0-2 | 0-2 |
| Tennessee Tech | 1-1 | | | 1-1 |
| TCU | 0-1 | | | 0-1 |
| The Citadel | | 2-0 | | 2-0 |
| Towson | | 5-3 | | 5-3 |
| Truett-McConnell | 1-0 | | | 1-0 |
| Tulane | | 2-0 | | 2-0 |
| UTEP | | | 1-0 | 1-0 |
| Vanderbilt | 0-1 | | | 0-1 |
| Vermont | | 0-1 | | 0-1 |
| Villanova | 0-1 | | | 0-1 |
| Virginia | | | 2-1 | 2-1 |
| VCU | 0-3 | | | 0-3 |
| Virginia Intermont | 1-0 | | | 1-0 |
| Virginia Military Institute | 1-1 | | | 1-1 |
| Virginia Tech | 0-1 | 1-0 | 2-0 | 3-1 |
| Wake Forest | | | 1-0 | 1-0 |
| Warren Wilson | 1-0 | | | 1-0 |
| West Virginia | | | 1-0 | 1-0 |
| William & Mary | | 5-0 | | 5-0 |
| Winthrop | | | 1-0 | 1-0 |
| Wofford | 0-2 | | | 0-2 |
| Wyoming | | 0-1 | | 0-1 |
| Totals | 186-95 | 75-27 | 42-14 | 303-136 |
| 2025-26 opponents in bold | | | | |



#0 MIKEL BROWN JR.

FRESHMAN | GUARD | 6-5 | 190 | HS
ORLANDO, FLA. (DME ACADEMY)

| Opp. | GS | Min | FG | A | Pct | 3FG | A | Pct | FT | A | Pct | O | D | T | PF | FO | A | TO | S | B | Pts |
|--------------------|-----|-----|----|----|------|-----|----|------|----|----|-------|---|---|---|----|----|---|----|---|---|-----|
| SC STATE | * | 18 | 4 | 6 | .666 | 1 | 2 | .500 | 2 | 2 | 1.000 | 0 | 3 | 3 | 0 | 0 | 6 | 3 | 1 | 0 | 11 |
| JACKSON STATE | * | 26 | 5 | 11 | .455 | 2 | 7 | .286 | 6 | 6 | 1.000 | 0 | 5 | 5 | 1 | 0 | 9 | 6 | 1 | 0 | 18 |
| KENTUCKY | * | 33 | 8 | 16 | .500 | 3 | 10 | .300 | 10 | 11 | .909 | 0 | 2 | 2 | 0 | 0 | 5 | 1 | 0 | 0 | 29 |
| OHIO | * | 27 | 5 | 11 | .455 | 3 | 6 | .500 | 6 | 8 | .750 | 0 | 0 | 0 | 3 | 0 | 7 | 3 | 1 | 0 | 19 |
| vs. Cincinnati | * | 31 | 4 | 15 | .267 | 2 | 9 | .222 | 12 | 14 | .857 | 0 | 5 | 5 | 1 | 0 | 6 | 4 | 3 | 0 | 22 |
| EASTERN MICH. | * | 24 | 4 | 12 | .333 | 1 | 5 | .200 | 2 | 3 | .666 | 0 | 3 | 3 | 1 | 0 | 2 | 1 | 1 | 0 | 11 |
| NJIT | * | 25 | 3 | 11 | .272 | 3 | 10 | .333 | 0 | 0 | .000 | 0 | 5 | 5 | 0 | 0 | 7 | 1 | 0 | 0 | 9 |
| at Arkansas | * | 34 | 7 | 19 | .368 | 2 | 13 | .154 | 6 | 10 | .600 | 0 | 5 | 5 | 2 | 0 | 3 | 2 | 0 | 0 | 22 |
| vs. Indiana | * | 27 | 2 | 8 | .250 | 0 | 4 | .000 | 5 | 5 | 1.000 | 0 | 1 | 1 | 3 | 0 | 3 | 1 | 0 | 0 | 9 |
| MEMPHIS | * | 16 | 3 | 9 | .333 | 2 | 5 | .400 | 8 | 9 | .888 | 0 | 1 | 1 | 1 | 0 | 3 | 2 | 1 | 1 | 16 |
| at Tennessee | DNP | | | | | | | | | | | | | | | | | | | | |
| MONTANA | DNP | | | | | | | | | | | | | | | | | | | | |
| at California* | DNP | | | | | | | | | | | | | | | | | | | | |
| at Stanford* | DNP | | | | | | | | | | | | | | | | | | | | |
| DUKE* | DNP | | | | | | | | | | | | | | | | | | | | |
| BOSTON COLLEGE* | DNP | | | | | | | | | | | | | | | | | | | | |
| VIRGINIA* | DNP | | | | | | | | | | | | | | | | | | | | |
| at Pittsburgh* | DNP | | | | | | | | | | | | | | | | | | | | |
| VIRGINIA TECH* | * | 29 | 7 | 11 | .636 | 3 | 6 | .500 | 3 | 4 | .750 | 1 | 2 | 3 | 2 | 0 | 6 | 4 | 1 | 0 | 20 |
| at Duke* | * | 34 | 1 | 13 | .077 | 1 | 7 | .143 | 4 | 6 | .666 | 0 | 2 | 2 | 2 | 0 | 4 | 3 | 0 | 0 | 7 |
| SMU* | | 29 | 7 | 14 | .500 | 3 | 8 | .375 | 3 | 5 | .600 | 0 | 3 | 3 | 0 | 0 | 4 | 5 | 1 | 0 | 20 |
| NOTRE DAME* | | | | | | | | | | | | | | | | | | | | | |
| at Wake Forest* | | | | | | | | | | | | | | | | | | | | | |
| NC STATE* | | | | | | | | | | | | | | | | | | | | | |
| vs. Baylor | | | | | | | | | | | | | | | | | | | | | |
| at SMU* | | | | | | | | | | | | | | | | | | | | | |
| GEORGIA TECH | | | | | | | | | | | | | | | | | | | | | |
| at North Carolina* | | | | | | | | | | | | | | | | | | | | | |
| at Clemson* | | | | | | | | | | | | | | | | | | | | | |
| SYRACUSE* | | | | | | | | | | | | | | | | | | | | | |
| at Miami* | | | | | | | | | | | | | | | | | | | | | |

GETTING TO KNOW MIKEL BROWN JR.

- Born on April 3, 2006... Son of Christopher Brown Sr. and Marisela Brown... Has two siblings, Zackariah and Arianna
- Majoring in Business
- Both parents were college athletes... Dad played at West Florida... Mom played at St. Petersburg College
- The person with the greatest influence on his athletic career is his dad
- The basketball player he admires the most is Kobe Bryant
- His favorite hobby outside of basketball is video games

- The athlete he most admires outside of basketball is Jalen Hurts
- His personal goal at UofL is to win a national championship
- He would most like to meet Barack Obama
- Few people know this about him, but he loves fishing
- He said the best thing about being a Cardinal is the culture
- The best basketball advice he said he was ever given was "to bet on yourself"

SEASON/CAREER HIGHS

POINTS

Season 29 vs. Kentucky, 11/11/25
Career Same

REBOUNDS

Season 5, 4x, last at Arkansas, 12/3/25
Career Same

FIELD GOALS

Season 8 vs. Kentucky, 11/11/25
Career Same

FIELD GOALS ATTEMPTED

Season 19 at Arkansas, 12/3/25
Career Same

THREE-POINT FIELD GOALS

Season 3, 5x, last vs. SMU, 1/31/26
Career Same

THREE-POINT FIELD GOALS ATTEMPTED

Season 13 at Arkansas, 12/3/25
Career Same

FREE THROWS

Season 12 vs. Cincinnati, 11/21/25
Career Same

FREE THROWS ATTEMPTED

Season 14 vs. Cincinnati, 11/21/25
Career Same

ASSISTS

Season 9 vs. Jackson State, 11/6/25
Career Same

BLOCKED SHOTS

Season 1 vs. Memphis, 12/13/25
Career Same

STEALS

Season 3 vs. Cincinnati, 11/21/25
Career Same

MINUTES PLAYED

Season 34 at Arkansas, 12/3/25
Career Same

MIKEL BROWN JR. FILE

- Returned from injury to lead the team to victory over Virginia Tech on Jan. 25, dropping a team-high 20 points
- Missed eight games due to a back injury
- Named USA Basketball 2025 Male Athlete of the Year
- Logged a career high of 29 points against in-state rival Kentucky on Nov. 11 - he scored 20 of his 29 in the first half
- Neared a double-double against Jackson State on Nov. 6 with 18 points and nine assists
- Suited up for USA Basketball with the USA U19 National Team, competing in the FIBA World Cup in Switzerland in the middle of the summer and winning gold
- Five-star recruit and was the No. 7 player in the Class of 2025 at the time of his signing, the No. 2 point guard according to 247Sports
- Won the 3-point contest at the McDonald's All-

BROWN JR. CAREER STATISTICS

| SEASON | TEAM | GP-GS | MIN/AVG | FG-FGA | FG% | 3FG-3FGA | 3FG% | FT-FTA | FT% | OFF | DEF | TOT | AVG | PF-FO | A | TO | BLK | STL | PTS | AVG |
|---------|------|-------|----------|--------|------|----------|------|--------|------|-----|-----|-----|-----|-------|----|----|-----|-----|-----|------|
| 2025-26 | LOU | 13-12 | 364/28.0 | 60-156 | .385 | 26-92 | .283 | 67-83 | .807 | 1 | 37 | 38 | 2.9 | 16-0 | 65 | 36 | 1 | 10 | 213 | 16.4 |
| TOTAL | | 13-12 | 364/28.0 | 60-156 | .385 | 26-92 | .283 | 67-83 | .807 | 1 | 37 | 38 | 2.9 | 16-0 | 65 | 36 | 1 | 10 | 213 | 16.4 |



#1 J'VONNE HADLEY

6TH YEAR | GUARD | 6-7 | 210 | 1L
ST. PAUL, MINN. (COLORADO)

| Opp. | GS | Min | FG | A | Pct | 3FG | A | Pct | FT | A | Pct | O | D | T | PF | FO | A | TO | S | B | Pts |
|--------------------|-----|-----|----|----|------|-----|---|-------|----|---|-------|---|---|---|----|----|---|----|---|---|-----|
| SC STATE | * | 21 | 5 | 7 | .714 | 1 | 3 | .333 | 2 | 4 | .500 | 2 | 7 | 9 | 2 | 0 | 2 | 0 | 1 | 0 | 13 |
| JACKSON STATE | DNP | | | | | | | | | | | | | | | | | | | | |
| KENTUCKY | | 27 | 4 | 6 | .666 | 1 | 2 | .500 | 0 | 4 | .000 | 2 | 6 | 8 | 3 | 0 | 3 | 1 | 2 | 1 | 9 |
| OHIO | * | 25 | 4 | 6 | .666 | 1 | 2 | .500 | 2 | 5 | .400 | 0 | 4 | 4 | 2 | 0 | 2 | 0 | 1 | 0 | 11 |
| vs. Cincinnati | * | 20 | 1 | 5 | .200 | 0 | 0 | .000 | 0 | 0 | .000 | 3 | 1 | 4 | 3 | 0 | 1 | 0 | 0 | 0 | 2 |
| EASTERN MICH. | * | 24 | 3 | 7 | .429 | 1 | 2 | .500 | 2 | 4 | .500 | 2 | 2 | 4 | 3 | 0 | 2 | 1 | 0 | 2 | 9 |
| NJIT | * | 25 | 4 | 7 | .571 | 2 | 2 | 1.000 | 2 | 2 | 1.000 | 0 | 5 | 5 | 1 | 0 | 0 | 0 | 0 | 0 | 12 |
| at Arkansas | * | 28 | 3 | 6 | .500 | 1 | 1 | 1.000 | 0 | 0 | .000 | 2 | 4 | 6 | 3 | 0 | 0 | 0 | 0 | 0 | 7 |
| vs. Indiana | * | 33 | 6 | 13 | .462 | 1 | 5 | .200 | 2 | 2 | 1.000 | 1 | 5 | 6 | 1 | 0 | 1 | 0 | 1 | 0 | 15 |
| MEMPHIS | * | 19 | 3 | 4 | .750 | 3 | 3 | 1.000 | 0 | 0 | .000 | 0 | 1 | 1 | 4 | 0 | 3 | 0 | 1 | 0 | 9 |
| at Tennessee | * | 27 | 4 | 8 | .500 | 0 | 3 | .000 | 1 | 2 | .500 | 2 | 2 | 4 | 2 | 0 | 0 | 2 | 1 | 0 | 9 |
| MONTANA | * | 28 | 5 | 8 | .625 | 1 | 3 | .333 | 2 | 2 | 1.000 | 0 | 4 | 4 | 2 | 0 | 3 | 1 | 2 | 0 | 13 |
| at California* | * | 31 | 4 | 7 | .571 | 1 | 2 | .500 | 2 | 2 | 1.000 | 2 | 7 | 9 | 2 | 0 | 3 | 1 | 1 | 1 | 11 |
| at Stanford* | * | 32 | 5 | 9 | .555 | 0 | 1 | .000 | 4 | 4 | 1.000 | 4 | 3 | 7 | 4 | 0 | 0 | 0 | 1 | 1 | 14 |
| DUKE* | * | 30 | 3 | 8 | .325 | 1 | 4 | .250 | 0 | 0 | .000 | 2 | 3 | 5 | 1 | 0 | 4 | 3 | 2 | 0 | 7 |
| BOSTON COLLEGE* | * | 30 | 4 | 7 | .571 | 1 | 1 | 1.000 | 2 | 2 | 1.000 | 0 | 4 | 4 | 3 | 0 | 3 | 2 | 0 | 0 | 11 |
| VIRGINIA* | * | 35 | 4 | 7 | .571 | 0 | 2 | .000 | 3 | 4 | .750 | 2 | 3 | 5 | 4 | 0 | 1 | 1 | 3 | 0 | 11 |
| at Pittsburgh* | * | 31 | 7 | 9 | .777 | 1 | 1 | 1.000 | 2 | 2 | 1.000 | 1 | 6 | 7 | 1 | 0 | 5 | 2 | 2 | 1 | 17 |
| VIRGINIA TECH* | * | 32 | 5 | 8 | .625 | 1 | 2 | .500 | 3 | 3 | 1.000 | 0 | 6 | 6 | 3 | 0 | 2 | 2 | 1 | 0 | 14 |
| at Duke* | * | 29 | 3 | 10 | .300 | 2 | 6 | .333 | 3 | 5 | .600 | 0 | 5 | 5 | 2 | 0 | 0 | 1 | 1 | 0 | 11 |
| SMU* | * | 29 | 4 | 8 | .500 | 0 | 3 | .000 | 2 | 4 | .500 | 1 | 3 | 4 | 1 | 0 | 1 | 0 | 2 | 0 | 10 |
| NOTRE DAME* | | | | | | | | | | | | | | | | | | | | | |
| at Wake Forest* | | | | | | | | | | | | | | | | | | | | | |
| NC STATE* | | | | | | | | | | | | | | | | | | | | | |
| vs. Baylor | | | | | | | | | | | | | | | | | | | | | |
| at SMU* | | | | | | | | | | | | | | | | | | | | | |
| GEORGIA TECH | | | | | | | | | | | | | | | | | | | | | |
| at North Carolina* | | | | | | | | | | | | | | | | | | | | | |
| at Clemson* | | | | | | | | | | | | | | | | | | | | | |
| SYRACUSE* | | | | | | | | | | | | | | | | | | | | | |
| at Miami* | | | | | | | | | | | | | | | | | | | | | |

GETTING TO KNOW J'VONNE HADLEY

- Born on April 3, 2002... Son of Kim Cambell and Charles Hadley... Has one sister, Kiara... Majoring in sociology
- Was a four-year letterwinner in basketball and a two-year letterwinner in football
- Enjoys yoga, video games, hiking and biking
- Says the best thing about being a Cardinal is "the family atmosphere and will to work"

- Says if a movie was made about his life, Martin Lawrence should play him
- The basketball player he most admires is Jayson Tatum
- He'd most like to meet Kyrie Irving
- He's most proud of the way he carries himself

SEASON/DI CAREER* HIGHS

POINTS

Season 17 at Pitt, 1/17/26
Career 32 vs. Clemson, 1/7/25

REBOUNDS

Season 9, 2x, last at California, 12/30/25
Career 13, 2x, last vs. Oklahoma, 11/29/24

FIELD GOALS

Season 7 at Pitt, 1/17/26
Career 10 vs. Clemson, 1/7/25

FIELD GOALS ATTEMPTED

Season 13 vs. Indiana, 12/6/25
Career 13, 3x, last vs. Indiana, 12/6/25

THREE-POINT FIELD GOALS

Season 3 vs. Memphis, 12/13/25
Career 4 at Oregon, 3/7/24*

THREE-POINT FIELD GOALS ATTEMPTED

Season 6 at Duke, 1/26/26
Career Same

FREE THROWS

Season 4 at Stanford, 1/2/26
Career 9, 2x, last vs. Clemson, 1/7/25

FREE THROWS ATTEMPTED

Season 5, 2x, last at Duke, 1/26/26
Career 11, 2x, last vs. Clemson, 1/7/25

ASSISTS

Season 5 at Pitt, 1/17/26
Career 6 vs. Northern Colorado, 12/15/23*

BLOCKED SHOTS

Season 2 vs. Eastern Michigan, 11/24/25
Career 3 vs. Tennessee, 11/13/22*

STEALS

Season 3 vs. Virginia, 1/13/26
Career 4, 3x, last at UCLA, 1/14/23*

MINUTES PLAYED

Season 35 vs. Virginia, 1/13/26
Career 47 at Southern California, 2/17/24*

*denotes career high from a previous school

HADLEY FILE

- Did not play against Jackson State (concussion protocol)
- Had a career night against Clemson on Jan. 7, 2025 with 32 points on 10 of 12 shooting and a perfect 3 for 3 clip from the arc
- Notched his first double-double at Louisville on Nov. 22, 2024 against Winthrop with 12 points and 13 rebounds
- Scored 15 points in Louisville Debut on Nov. 4
- Transferred from Colorado
- Started all 36 games in senior year at Colorado, averaging 11.6 points, 6.0 rebounds, 2.4 assists and 1.2 steals per game
- Shot 53.8% from the floor and 83.9% from the free throw line in 2023-24, while also netting 20 of 48 shots from downtown

HADLEY DI CAREER STATISTICS

| SEASON | TEAM | GP-GS | MIN/AVG | FG-FGA | FG% | 3FG-3FGA | 3FG% | FT-FTA | FT% | OFF | DEF | TOT | AVG | PF-FO | A | TO | BLK | STL | PTS | AVG |
|---------------|------|---------|-----------|---------|------|----------|------|---------|------|-----|-----|-----|-----|-------|-----|-----|-----|-----|------|------|
| 2020-21 | NE | 13-0 | 79/6.0 | 5-17 | .294 | 1-6 | .167 | 0-1 | .000 | 3 | 10 | 13 | 1.0 | 6-0 | 1 | 1 | 1 | 0 | 11 | 0.8 |
| 2022-23 | CU | 22-19 | 565/25.7 | 73-139 | .525 | 0-1 | .000 | 29-52 | .558 | 53 | 76 | 129 | 5.9 | 42-0 | 29 | 25 | 12 | 24 | 175 | 8.0 |
| 2023-24 | CU | 36-36 | 1232/34.2 | 141-262 | .538 | 20-48 | .417 | 115-137 | .839 | 51 | 166 | 217 | 6.0 | 60-0 | 88 | 47 | 10 | 42 | 417 | 11.6 |
| 2024-25 | LOU | 35-35 | 1157/33.0 | 155-299 | .518 | 32-84 | .381 | 84-109 | .771 | 76 | 180 | 256 | 7.3 | 68-2 | 64 | 55 | 8 | 25 | 426 | 12.2 |
| 2025-26 | LOU | 20-19 | 556/27.8 | 81-150 | .540 | 19-48 | .396 | 34-51 | .667 | 26 | 81 | 107 | 5.4 | 47-0 | 36 | 17 | 6 | 22 | 215 | 10.8 |
| TOTAL FOR LOU | | 55-54 | 1713/31.1 | 236-449 | .526 | 51-132 | .386 | 118-160 | .738 | 102 | 261 | 363 | 6.6 | 115-2 | 100 | 72 | 14 | 47 | 641 | 11.7 |
| TOTAL | | 126-109 | 3589/28.5 | 455-867 | .525 | 72-187 | .385 | 262-350 | .749 | 209 | 513 | 722 | 5.7 | 223-2 | 218 | 145 | 37 | 113 | 1244 | 9.9 |



#3 RYAN CONWELL

SENIOR | GUARD | 6-4 | 215 | TR
INDIANAPOLIS, IND. (XAVIER)

| Opp. | GS | Min | FG | A | Pct | 3FG | A | Pct | FT | A | Pct | O | D | T | PF | FO | A | TO | S | B | Pts |
|--------------------|-----|-----|----|----|------|-----|----|------|----|----|-------|---|---|---|----|----|---|----|---|---|-----|
| SC STATE | * | 19 | 2 | 3 | .666 | 1 | 2 | .500 | 7 | 8 | .875 | 0 | 3 | 3 | 5 | 0 | 2 | 1 | 2 | 0 | 12 |
| JACKSON STATE | * | 27 | 5 | 13 | .385 | 4 | 10 | .400 | 5 | 6 | .833 | 2 | 6 | 8 | 2 | 0 | 1 | 0 | 0 | 0 | 19 |
| KENTUCKY | * | 32 | 6 | 16 | .375 | 4 | 10 | .400 | 8 | 12 | .666 | 1 | 0 | 1 | 4 | 0 | 2 | 0 | 2 | 0 | 24 |
| OHIO | * | 27 | 7 | 14 | .500 | 5 | 10 | .500 | 3 | 4 | .750 | 2 | 4 | 6 | 4 | 0 | 3 | 2 | 3 | 0 | 22 |
| vs. Cincinnati | * | 34 | 8 | 15 | .533 | 5 | 10 | .500 | 4 | 4 | 1.000 | 2 | 3 | 4 | 3 | 0 | 2 | 1 | 0 | 0 | 25 |
| EASTERN MICH. | * | 20 | 3 | 8 | .375 | 1 | 5 | .200 | 0 | 0 | .000 | 0 | 6 | 6 | 1 | 0 | 1 | 2 | 2 | 0 | 7 |
| NJIT | * | 24 | 9 | 17 | .529 | 8 | 15 | .533 | 6 | 6 | 1.000 | 2 | 7 | 9 | 2 | 0 | 6 | 1 | 1 | 0 | 32 |
| at Arkansas | * | 33 | 4 | 16 | .250 | 3 | 12 | .250 | 4 | 4 | 1.000 | 0 | 1 | 1 | 5 | 1 | 4 | 5 | 0 | 0 | 15 |
| vs. Indiana | * | 31 | 4 | 10 | .400 | 3 | 7 | .429 | 10 | 11 | .909 | 0 | 4 | 4 | 4 | 0 | 2 | 2 | 1 | 1 | 21 |
| MEMPHIS | * | 26 | 5 | 11 | .455 | 3 | 7 | .429 | 4 | 4 | 1.000 | 0 | 2 | 2 | 2 | 0 | 2 | 3 | 0 | 1 | 17 |
| at Tennessee | * | 32 | 7 | 19 | .368 | 4 | 13 | .308 | 4 | 7 | .571 | 0 | 5 | 5 | 4 | 0 | 1 | 3 | 2 | 0 | 22 |
| MONTANA | * | 31 | 5 | 15 | .333 | 3 | 11 | .273 | 1 | 1 | 1.000 | 0 | 5 | 5 | 2 | 0 | 2 | 0 | 3 | 0 | 14 |
| at California* | * | 25 | 8 | 16 | .500 | 6 | 13 | .462 | 4 | 4 | 1.000 | 0 | 4 | 4 | 4 | 0 | 4 | 2 | 2 | 0 | 26 |
| at Stanford* | * | 35 | 6 | 21 | .286 | 2 | 14 | .123 | 4 | 6 | .666 | 2 | 5 | 7 | 5 | 1 | 2 | 4 | 1 | 0 | 18 |
| DUKE* | * | 34 | 8 | 19 | .421 | 4 | 11 | .364 | 4 | 4 | 1.000 | 0 | 7 | 7 | 3 | 0 | 1 | 5 | 1 | 0 | 24 |
| BOSTON COLLEGE* | DNP | | | | | | | | | | | | | | | | | | | | |
| VIRGINIA* | * | 37 | 5 | 21 | .238 | 3 | 12 | .250 | 1 | 3 | .333 | 1 | 6 | 7 | 2 | 0 | 3 | 1 | 2 | 1 | 14 |
| at Pittsburgh* | * | 30 | 9 | 16 | .563 | 5 | 11 | .455 | 1 | 1 | 1.000 | 0 | 6 | 6 | 2 | 0 | 6 | 2 | 1 | 0 | 24 |
| VIRGINIA TECH* | * | 32 | 5 | 14 | .357 | 4 | 11 | .364 | 1 | 1 | 1.000 | 0 | 6 | 6 | 3 | 0 | 1 | 1 | 0 | 0 | 15 |
| at Duke* | * | 37 | 7 | 14 | .500 | 4 | 9 | .444 | 0 | 0 | .000 | 2 | 1 | 3 | 1 | 0 | 3 | 0 | 2 | 0 | 18 |
| SMU* | * | 34 | 4 | 15 | .267 | 1 | 11 | .091 | 3 | 3 | 1.000 | 1 | 4 | 5 | 3 | 0 | 3 | 0 | 2 | 0 | 12 |
| NOTRE DAME* | | | | | | | | | | | | | | | | | | | | | |
| at Wake Forest* | | | | | | | | | | | | | | | | | | | | | |
| NC STATE* | | | | | | | | | | | | | | | | | | | | | |
| vs. Baylor | | | | | | | | | | | | | | | | | | | | | |
| at SMU* | | | | | | | | | | | | | | | | | | | | | |
| GEORGIA TECH | | | | | | | | | | | | | | | | | | | | | |
| at North Carolina* | | | | | | | | | | | | | | | | | | | | | |
| at Clemson* | | | | | | | | | | | | | | | | | | | | | |
| SYRACUSE* | | | | | | | | | | | | | | | | | | | | | |
| at Miami* | | | | | | | | | | | | | | | | | | | | | |

GETTING TO KNOW RYAN CONWELL

- Born on June 15, 2004... Parents are Daune and Roderick... Has one sibling his brother Reilly...
- Getting a master's degree in real estate
- The basketball player he admires the most is Stephen Curry
- His hobbies outside of basketball are hanging out with family and friends, bowling, golfing, listening to music and practicing playing the piano
- The athlete he most admires other than a basketball player is Lamar Jackson

- Few people know this about him, but he loves cooking
- He said the best thing about being a Cardinal is the culture were the fans, tradition and opportunities
- The best basketball advice he said he was ever given was "comparison is the thief of joy"
- Chose to attend UofL because "the environment, the people and basketball"
- He wears his jersey number (3) because it is the first number he ever wore playing basketball

SEASON/CAREER HIGHS

POINTS

Season 32 vs. NJIT, 11/26/25
Career 38 vs. Marquette, 3/13/25*

REBOUNDS

Season 9 vs. NJIT, 11/26/25
Career 13 vs. UNI, 3/9/24*

FIELD GOALS

Season 9, 2x, last at Pitt, 1/17/26
Career 13 vs. Marquette, 3/13/25*

FIELD GOALS ATTEMPTED

Season 21, 2x, last vs. Virginia, 1/13/26
Career Same

THREE-POINT FIELD GOALS

Season 8 vs. NJIT, 11/26/25
Career Same

THREE-POINT FIELD GOALS ATTEMPTED

Season 15 vs. NJIT, 11/26/25
Career Same

FREE THROWS

Season 10 vs. Indiana, 12/6/25
Career 12 vs. Villanova, 1/14/25*

FREE THROWS ATTEMPTED

Season 12 vs. Kentucky, 11/11/25
Career 14 vs. Villanova, 1/14/25*

ASSISTS

Season 6, 2x, last at Pitt, 1/17/26
Career 8 vs. Charleston Southern, 12/2/22*

BLOCKED SHOTS

Season 1, 3x, last vs. Virginia, 1/13/26
Career 2 vs. UIC, 2/24/24*

STEALS

Season 3, 2x, last vs. Montana, 12/20/25
Career 4, 3x, last at Villanova, 2/9/25*

MINUTES PLAYED

Season 37, 2x, last at Duke, 1/26/26
Career 44 vs. Bradley, 1/27/24*

*denotes career high from a previous school

RYAN CONWELL FILE

- Missed game against Boston College (knee)
- Notched a new season high of 32 points against NJIT on Nov. 26, netting a career-high 8 3-pointers
- Scored 25 points against Cincinnati on Nov. 21, going 8 of 15 from the floor with a 5 of 10 mark beyond the arc
- Scored 24 points against Kentucky on Nov. 11, netting four 3-pointers in the process
- Player junior season at Xavier (2024-25)
- Was a Third Team All-BIG EAST selection after averaging 16.5 ppg, 2.7 rpg, 2.5 apg
- Shot 45% from the floor with a 41.3% clip beyond the arc for the Musketeers; he also shot 82.8% from the free throw line
- Played sophomore season at Indiana State (2023-24)

CONWELL CAREER STATISTICS

| SEASON | TEAM | GP-GS | MIN/AVG | FG-FGA | FG% | 3FG-3FGA | 3FG% | FT-FTA | FT% | OFF | DEF | TOT | AVG | PF-FO | A | TO | BLK | STL | PTS | AVG |
|---------------|------|---------|-----------|----------|------|----------|------|---------|------|-----|-----|-----|-----|-------|-----|-----|-----|-----|------|------|
| 2022-23 | USF | 32-21 | 588/18.4 | 52-153 | .340 | 27-90 | .300 | 31-38 | .816 | 11 | 50 | 61 | 1.9 | 53-1 | 60 | 42 | 2 | 28 | 162 | 5.1 |
| 2023-24 | INS | 38-38 | 1290/33.9 | 204-423 | .482 | 109-268 | .407 | 112-131 | .855 | 29 | 191 | 220 | 5.8 | 105-2 | 95 | 65 | 10 | 41 | 629 | 16.6 |
| 2024-25 | XU | 34-34 | 1122/33.0 | 176-391 | .450 | 99-240 | .413 | 111-134 | .828 | 9 | 84 | 93 | 2.7 | 85-3 | 84 | 55 | 6 | 44 | 562 | 16.5 |
| 2025-26 | LOU | 20-20 | 599/29.9 | 117-293 | .399 | 73-204 | .358 | 74-89 | .831 | 15 | 85 | 100 | 5.0 | 61-3 | 51 | 34 | 3 | 27 | 381 | 19.1 |
| TOTAL FOR LOU | | 20-20 | 599/29.9 | 117-293 | .399 | 73-204 | .358 | 74-89 | .831 | 15 | 85 | 100 | 5.0 | 61-3 | 51 | 34 | 3 | 27 | 381 | 19.1 |
| TOTAL | | 124-113 | 3598/29.0 | 549-1260 | .436 | 308-802 | .384 | 328-392 | .837 | 64 | 410 | 474 | 3.8 | 304-9 | 290 | 196 | 21 | 140 | 1734 | 14.0 |



#4 COLE SHERMAN

SENIOR | GUARD | 5-11 | 190 | 1L
LOUISVILLE, KY. (NORTHERN KENTUCKY)

| Opp. | GS | Min | FG | A | Pct | 3FG | A | Pct | FT | A | Pct | O | D | T | PF | FO | A | TO | S | B | Pts |
|--------------------|----|-----|----|---|-------|-----|---|-------|----|---|------|---|---|---|----|----|---|----|---|---|-----|
| SC STATE | | 3 | 1 | 2 | .500 | 1 | 2 | .500 | 0 | 0 | .000 | 0 | 0 | 0 | 0 | 0 | 1 | 1 | 0 | 0 | 3 |
| JACKSON STATE | | 2 | 0 | 0 | .000 | 0 | 0 | .000 | 0 | 0 | .000 | 0 | 0 | 0 | 1 | 0 | 0 | 0 | 0 | 0 | 0 |
| KENTUCKY | | DNP | | | | | | | | | | | | | | | | | | | |
| OHIO | | 0+ | 0 | 0 | .000 | 0 | 0 | .000 | 0 | 0 | .000 | 0 | 0 | 0 | 0 | 0 | 0 | 0 | 0 | 0 | 0 |
| vs. Cincinnati | | DNP | | | | | | | | | | | | | | | | | | | |
| EASTERN MICH. | | 1 | 1 | 1 | 1.000 | 1 | 1 | 1.000 | 0 | 0 | .000 | 0 | 0 | 0 | 0 | 0 | 0 | 0 | 0 | 0 | 3 |
| NJIT | | 1 | 0 | 1 | .000 | 0 | 1 | .000 | 0 | 0 | .000 | 0 | 0 | 0 | 0 | 0 | 0 | 0 | 0 | 0 | 0 |
| at Arkansas | | DNP | | | | | | | | | | | | | | | | | | | |
| vs. Indiana | | DNP | | | | | | | | | | | | | | | | | | | |
| MEMPHIS | | 1 | 0 | 0 | .000 | 0 | 0 | .000 | 0 | 0 | .000 | 0 | 0 | 0 | 0 | 0 | 0 | 0 | 0 | 0 | 0 |
| at Tennessee | | DNP | | | | | | | | | | | | | | | | | | | |
| MONTANA | | 1 | 1 | 2 | .500 | 1 | 2 | .500 | 0 | 0 | .000 | 0 | 0 | 0 | 0 | 0 | 0 | 0 | 0 | 0 | 3 |
| at California* | | DNP | | | | | | | | | | | | | | | | | | | |
| at Stanford* | | DNP | | | | | | | | | | | | | | | | | | | |
| DUKE* | | DNP | | | | | | | | | | | | | | | | | | | |
| BOSTON COLLEGE* | | DNP | | | | | | | | | | | | | | | | | | | |
| VIRGINIA* | | DNP | | | | | | | | | | | | | | | | | | | |
| at Pittsburgh* | | 1 | 0 | 1 | .000 | 0 | 1 | .000 | 0 | 0 | .000 | 0 | 0 | 0 | 0 | 0 | 0 | 0 | 0 | 0 | 0 |
| VIRGINIA TECH* | | DNP | | | | | | | | | | | | | | | | | | | |
| at Duke* | | DNP | | | | | | | | | | | | | | | | | | | |
| SMU* | | DNP | | | | | | | | | | | | | | | | | | | |
| NOTRE DAME* | | | | | | | | | | | | | | | | | | | | | |
| at Wake Forest* | | | | | | | | | | | | | | | | | | | | | |
| NC STATE* | | | | | | | | | | | | | | | | | | | | | |
| vs. Baylor | | | | | | | | | | | | | | | | | | | | | |
| at SMU* | | | | | | | | | | | | | | | | | | | | | |
| GEORGIA TECH | | | | | | | | | | | | | | | | | | | | | |
| at North Carolina* | | | | | | | | | | | | | | | | | | | | | |
| at Clemson* | | | | | | | | | | | | | | | | | | | | | |
| SYRACUSE* | | | | | | | | | | | | | | | | | | | | | |
| at Miami* | | | | | | | | | | | | | | | | | | | | | |

SEASON/CAREER HIGHS

POINTS

Season 3, 3x, last vs. Montana, 12/20/25
Career 3, 5x, last vs. Montana, 12/20/25

REBOUNDS

Season
Career 1, 3x, last vs. Morehead State, 11/4/24

FIELD GOALS

Season 1, 3x, last vs. Montana, 12/20/25
Career 1, 8x, last vs. Montana, 12/20/25

FIELD GOALS ATTEMPTED

Season 2, 2x, last vs. Montana, 12/20/25
Career 2, 3x, last vs. Montana, 12/20/25

THREE-POINT FIELD GOALS

Season 1, 3x, last vs. Montana, 12/20/25
Career 1, 5x, last vs. Montana, 12/20/25

THREE-POINT FIELD GOALS ATTEMPTED

Season 2, 2x, last vs. Montana, 12/20/25
Career Same

FREE THROWS

Season
Career 2 vs. Robert Morris, 11/29/23*

FREE THROWS ATTEMPTED

Season
Career 2 vs. Robert Morris, 11/29/23*

ASSISTS

Season 1 vs. South Carolina State, 11/3/25
Career 1, 2x, last vs. South Carolina State, 11/3/25

BLOCKED SHOTS

Season
Career

STEALS

Season
Career

MINUTES PLAYED

Season 3 vs. South Carolina State, 11/3/25
Career 3, 2x, last vs. South Carolina State, 11/3/25

*denotes career high from a previous school

COLE SHERMAN FILE

- Scored his first points in a Louisville uniform against Stanford on March 8, 2025
- Appeared in his first game as a Louisville Cardinal in the season opener against Morehead State on Nov. 4, 2024
- Transferred from Northern Kentucky
- Appeared in one game as a freshman and nine as a sophomore
- Played at St. Xavier High School

GETTING TO KNOW COLE SHERMAN

- Born April 20, 2004... Full name is William "Cole" Sherman... Son of Christie Carroll and Mike Sherman... has three siblings
- Majoring in Sport Administration
- Chose his number because of former Louisville legends like Quentin Snider and Dillon Avare
- Says the best thing about being a Cardinal is "representing the greatest fan base in sports"
- The basketball player he admires the most is Kobe Bryant
- He enjoys exploring parts of town, going to new restaurants and going to UofL football games
- Few people know this about him, but he doesn't like cereal
- He'd most like to meet LeBron James

SHERMAN CAREER STATISTICS

| SEASON | TEAM | GP-GS | MIN/AVG | FG-FGA | FG% | 3FG-3FGA | 3FG% | FT-FTA | FT% | OFF | DEF | TOT | AVG | PF-FO | A | TO | BLK | STL | PTS | AVG |
|---------------|------|-------|---------|--------|------|----------|------|--------|-------|-----|-----|-----|-----|-------|---|----|-----|-----|-----|-----|
| 2022-23 | NKU | 2-0 | 3/1.5 | 0-0 | .000 | 0-0 | .000 | 0-0 | .000 | 0 | 0 | 0 | 0.0 | 1-0 | 0 | 0 | 0 | 0 | 0 | 0.0 |
| 2023-24 | NKU | 9-0 | 12/1.3 | 2-4 | .500 | 1-2 | .500 | 2-2 | 1.000 | 0 | 2 | 2 | 0.2 | 0-0 | 1 | 0 | 0 | 0 | 7 | 0.8 |
| 2024-25 | LOU | 10-0 | 10/1.0 | 1-3 | .333 | 1-3 | .333 | 0-0 | .000 | 0 | 1 | 1 | 0.1 | 4-0 | 0 | 0 | 0 | 0 | 3 | 0.3 |
| 2025-26 | LOU | 8-0 | 10/1.3 | 3-7 | .429 | 3-7 | .429 | 0-0 | .000 | 0 | 0 | 0 | 0.0 | 1-0 | 1 | 1 | 0 | 0 | 9 | 1.1 |
| TOTAL FOR LOU | | 18-0 | 20/1.1 | 4-10 | .400 | 4-10 | .400 | 0-0 | .000 | 0 | 1 | 1 | 0.1 | 5-0 | 1 | 1 | 0 | 0 | 12 | 0.7 |
| TOTAL | | 29-0 | 35/1.2 | 6-14 | .429 | 5-12 | .417 | 2-2 | 1.000 | 0 | 3 | 3 | 0.1 | 6-0 | 2 | 1 | 0 | 0 | 19 | 0.7 |



#5 LONDON JOHNSON

JUNIOR | GUARD | 6-3 | 175 | HS
NORCROSS, GA. (NORCROSS HS)

| Opp. | GS | Min | FG | A | Pct | 3FG | A | Pct | FT | A | Pct | O | D | T | PF | FO | A | TO | S | B | Pts |
|--------------------|----|-----|----|---|-----|-----|---|-----|----|---|-----|---|---|---|----|----|---|----|---|---|-----|
| SC STATE | | DNP | | | | | | | | | | | | | | | | | | | |
| JACKSON STATE | | DNP | | | | | | | | | | | | | | | | | | | |
| KENTUCKY | | DNP | | | | | | | | | | | | | | | | | | | |
| OHIO | | DNP | | | | | | | | | | | | | | | | | | | |
| vs. Cincinnati | | DNP | | | | | | | | | | | | | | | | | | | |
| EASTERN MICH. | | DNP | | | | | | | | | | | | | | | | | | | |
| NJIT | | DNP | | | | | | | | | | | | | | | | | | | |
| at Arkansas | | DNP | | | | | | | | | | | | | | | | | | | |
| vs. Indiana | | DNP | | | | | | | | | | | | | | | | | | | |
| MEMPHIS | | DNP | | | | | | | | | | | | | | | | | | | |
| at Tennessee | | DNP | | | | | | | | | | | | | | | | | | | |
| MONTANA | | DNP | | | | | | | | | | | | | | | | | | | |
| at California* | | DNP | | | | | | | | | | | | | | | | | | | |
| at Stanford* | | DNP | | | | | | | | | | | | | | | | | | | |
| DUKE* | | DNP | | | | | | | | | | | | | | | | | | | |
| BOSTON COLLEGE* | | DNP | | | | | | | | | | | | | | | | | | | |
| VIRGINIA* | | DNP | | | | | | | | | | | | | | | | | | | |
| at Pittsburgh* | | DNP | | | | | | | | | | | | | | | | | | | |
| VIRGINIA TECH* | | DNP | | | | | | | | | | | | | | | | | | | |
| at Duke* | | DNP | | | | | | | | | | | | | | | | | | | |
| SMU* | | DNP | | | | | | | | | | | | | | | | | | | |
| NOTRE DAME* | | | | | | | | | | | | | | | | | | | | | |
| at Wake Forest* | | | | | | | | | | | | | | | | | | | | | |
| NC STATE* | | | | | | | | | | | | | | | | | | | | | |
| vs. Baylor | | | | | | | | | | | | | | | | | | | | | |
| at SMU* | | | | | | | | | | | | | | | | | | | | | |
| GEORGIA TECH | | | | | | | | | | | | | | | | | | | | | |
| at North Carolina* | | | | | | | | | | | | | | | | | | | | | |
| at Clemson* | | | | | | | | | | | | | | | | | | | | | |
| SYRACUSE* | | | | | | | | | | | | | | | | | | | | | |
| at Miami* | | | | | | | | | | | | | | | | | | | | | |

GETTING TO KNOW LONDON JOHNSON

- Born on June 6, 2004... Son of LeVar Johnson
- Has four siblings: Milan, Skylar, Sydney, Journey
- Graduated from Norcross HS in 2022
- His goal at UofL is to win everything
- He says the best thing about being a Cardinal is the "passion for the game, the love on & off the court, and the energy"
- Says his pops is the person with the greatest influence on his athletic career
- The basketball player he admires the most is Devin Booker

- Some of his hobbies outside of basketball include thrifting and designing clothes; many people don't know this about him but he makes clothes
- Says the best moment of his athletic career thus far was winning in the NBA G League Showcase game
- The first thing someone would notice in his dorm room is his shoes
- The best basketball advice anyone ever gave him was "Make a shot good, miss a shot good"
- When he played basketball as a kid, he always pretended he was LeBron James

SEASON/CAREER HIGHS

POINTS

| | |
|--------|------|
| Season | |
| Career | Same |

REBOUNDS

| | |
|--------|------|
| Season | |
| Career | Same |

FIELD GOALS

| | |
|--------|------|
| Season | |
| Career | Same |

FIELD GOALS ATTEMPTED

| | |
|--------|------|
| Season | |
| Career | Same |

THREE-POINT FIELD GOALS

| | |
|--------|------|
| Season | |
| Career | Same |

THREE-POINT FIELD GOALS ATTEMPTED

| | |
|--------|------|
| Season | |
| Career | Same |

FREE THROWS

| | |
|--------|------|
| Season | |
| Career | Same |

FREE THROWS ATTEMPTED

| | |
|--------|------|
| Season | |
| Career | Same |

ASSISTS

| | |
|--------|------|
| Season | |
| Career | Same |

BLOCKED SHOTS

| | |
|--------|------|
| Season | |
| Career | Same |

STEALS

| | |
|--------|------|
| Season | |
| Career | Same |


MINUTES PLAYED

| | |
|--------|------|
| Season | |
| Career | Same |

*denotes career high from previous school

LONDON JOHNSON FILE

- Intends to redshirt the 2025-26 season
- Joined the Cardinals on campus on Dec. 12 as a mid-year addition to the roster
- Completed for three seasons in the NBA G-League included two for Ignite and one between the Maine Red Claws and Cleveland Charge
- Averaged 8.3 points and 3.4 assists per game across 100 games in the league
- Averaged 10.1 points, 2.9 assists and 1.9 rebounds in his debut season with Ignite before improving to 10.6 points, 5.1 assists and 2.2 rebounds
- Was a consensus four-star recruit out of Norcross HS in 2022 and was one of the top players in his class before reclassifying and joining Ignite
- Led Norcross to a GHSA 7A State Championship in his junior season, scoring 27 points and grabbing eight boards in the victory
- Was a Georgia Gatorade Player of the Year finalist and named to Atlanta Tip-Off All-Metro Team
- Represented Jamaica in the FIBA CentroBasket U17 competition in Mexico in 2021
- Averaged 36.0 points across five games for Jamaica, shooting 56.1% from the floor



#7 KASEAN PRYOR

6TH YEAR | FORWARD | 6-10 | 230 | RS
CHICAGO, ILL. (SOUTH FLORIDA)

| Opp. | GS | Min | FG | A | Pct | 3FG | A | Pct | FT | A | Pct | O | D | T | PF | FO | A | TO | S | B | Pts |
|--------------------|-----|-----|----|---|-------|-----|---|-------|----|---|-------|---|---|---|----|----|---|----|---|---|-----|
| SC STATE | DNP | | | | | | | | | | | | | | | | | | | | |
| JACKSON STATE | | 16 | 3 | 8 | .375 | 0 | 3 | .000 | 0 | 2 | .000 | 1 | 2 | 3 | 3 | 0 | 0 | 0 | 1 | 0 | 6 |
| KENTUCKY | | 2 | 0 | 0 | .000 | 0 | 0 | .000 | 0 | 0 | .000 | 1 | 1 | 2 | 0 | 0 | 0 | 0 | 0 | 0 | 0 |
| OHIO | | 7 | 1 | 1 | 1.000 | 1 | 1 | 1.000 | 0 | 2 | .000 | 2 | 1 | 3 | 3 | 0 | 1 | 0 | 1 | 0 | 3 |
| vs. Cincinnati | | 8 | 0 | 1 | .000 | 0 | 1 | .000 | 0 | 0 | .000 | 0 | 2 | 2 | 2 | 0 | 0 | 0 | 2 | 0 | 0 |
| EASTERN MICH. | DNP | | | | | | | | | | | | | | | | | | | | |
| NJIT | DNP | | | | | | | | | | | | | | | | | | | | |
| at Arkansas | | 5 | 2 | 3 | .666 | 0 | 1 | .000 | 0 | 0 | .000 | 0 | 0 | 0 | 1 | 0 | 0 | 0 | 1 | 0 | 4 |
| vs. Indiana | | 4 | 0 | 2 | .000 | 0 | 1 | .000 | 0 | 1 | .000 | 0 | 2 | 2 | 1 | 0 | 0 | 1 | 0 | 2 | 0 |
| MEMPHIS | | 11 | 3 | 4 | .750 | 3 | 3 | 1.000 | 2 | 2 | 1.000 | 0 | 4 | 4 | 1 | 0 | 1 | 0 | 1 | 0 | 11 |
| at Tennessee | | 8 | 0 | 2 | .000 | 0 | 1 | .000 | 0 | 0 | .000 | 0 | 0 | 0 | 1 | 0 | 1 | 0 | 0 | 0 | 0 |
| MONTANA | | 11 | 2 | 4 | .500 | 0 | 2 | .000 | 0 | 0 | .000 | 1 | 6 | 7 | 1 | 0 | 1 | 1 | 1 | 0 | 4 |
| at California* | DNP | | | | | | | | | | | | | | | | | | | | |
| at Stanford* | DNP | | | | | | | | | | | | | | | | | | | | |
| DUKE* | | 8 | 0 | 3 | .000 | 0 | 3 | .000 | 0 | 0 | .000 | 0 | 1 | 1 | 2 | 0 | 0 | 1 | 0 | 0 | 0 |
| BOSTON COLLEGE* | | 7 | 0 | 1 | .000 | 0 | 1 | .000 | 2 | 2 | 1.000 | 0 | 3 | 3 | 1 | 0 | 0 | 2 | 0 | 0 | 2 |
| VIRGINIA* | | 4 | 1 | 2 | .500 | 0 | 0 | .000 | 0 | 0 | .000 | 0 | 1 | 1 | 0 | 0 | 0 | 1 | 0 | 0 | 2 |
| at Pittsburgh* | | 5 | 0 | 1 | .000 | 0 | 1 | .000 | 0 | 0 | .000 | 0 | 1 | 1 | 1 | 0 | 0 | 0 | 0 | 0 | 0 |
| VIRGINIA TECH* | DNP | | | | | | | | | | | | | | | | | | | | |
| at Duke* | DNP | | | | | | | | | | | | | | | | | | | | |
| SMU* | DNP | | | | | | | | | | | | | | | | | | | | |
| NOTRE DAME* | | | | | | | | | | | | | | | | | | | | | |
| at Wake Forest* | | | | | | | | | | | | | | | | | | | | | |
| NC STATE* | | | | | | | | | | | | | | | | | | | | | |
| vs. Baylor | | | | | | | | | | | | | | | | | | | | | |
| at SMU* | | | | | | | | | | | | | | | | | | | | | |
| GEORGIA TECH | | | | | | | | | | | | | | | | | | | | | |
| at North Carolina* | | | | | | | | | | | | | | | | | | | | | |
| at Clemson* | | | | | | | | | | | | | | | | | | | | | |
| SYRACUSE* | | | | | | | | | | | | | | | | | | | | | |
| at Miami* | | | | | | | | | | | | | | | | | | | | | |

SEASON/DI CAREER HIGHS

POINTS

Season 11 vs. Memphis, 12/13/25
Career 29, 2x, last at Tulsa, 3/9/24*

REBOUNDS

Season 7 vs. Montana, 12/20/25
Career 15 vs. UAB, 3/16/24*

FIELD GOALS

Season 3, 2x, last vs. Memphis, 12/13/25
Career 9 at Tulsa, 3/9/24*

FIELD GOALS ATTEMPTED

Season 8 vs. Jackson State, 11/6/25
Career 21 vs. Wichita State, 1/21/24*

THREE-POINT FIELD GOALS

Season 3 vs. Memphis, 12/13/25
Career 4 at Temple, 1/24/24*

THREE-POINT FIELD GOALS ATTEMPTED

Season 3, 3x, last vs. Duke, 1/6/26
Career 10 vs. Wichita State, 1/21/24*

FREE THROWS

Season 2 vs. Memphis, 12/13/25
Career 15 vs. Rice, 1/12/24*

FREE THROWS ATTEMPTED

Season 2, 2x, last vs. Memphis, 12/13/25
Career 16 vs. Rice, 1/12/24*

ASSISTS

Season 1, 4x, last vs. Montana, 12/20/25
Career 6 vs. Temple, 1/4/24*

BLOCKED SHOTS

Season 2 vs. Indiana, 12/6/25
Career 5 vs. Rice, 1/12/24*

STEALS

Season 2 vs. Cincinnati, 11/21/25
Career 5 vs. Rice, 1/12/24*

MINUTES PLAYED

Season 16 vs. Jackson State, 11/6/25
Career 38 vs. UAB, 3/16/24*

*denotes career high from a previous school

KASEAN PRYOR FILE

- Missed conference opener (knee)
- Scored a season high 11 points, going a perfect 3 for 3 from the arc against Memphis on Dec. 13
- Missed two games due to concussion protocol
- Played for the first time in 342 days when he checked in against Jackson State on Nov. 6
- Tore his ACL against Oklahoma and missed the remainder of the 2024-25 season
- Got his first Louisville start on Nov. 27, 2024 against Indiana
- Logged a double-double of 18 points and 12 rebounds in his UofL debut on Nov. 4, 2024
- Spent the 2023-24 season at South Florida under the late Amir Adbur-Rahim, appearing in 32 games and starting in 21 contests
- Averaged 13.0 points and 7.9 rebounds while shooting 44.7% from the floor

GETTING TO KNOW KASEAN PRYOR

- Born on January 5, 2001... Son of Sean Pryor... Majoring in applied sciences with a concentration in leadership
- His father Sean played basketball at Oregon State before playing professionally in France and Puerto Rico
- His personal goal at UofL is to make March Madness
- Enjoys playing video games and hanging out with his cat
- Says the best thing about being a Cardinal is "Fan love"
- If a movie was made about his life, he thinks Ashton Kutcher should play him
- The basketball player he admires the most is Kobe Bryant
- The best moment of his athletic career was winning the conference tournament with Boise State
- The first thing someone would notice in his dorm room would be his cat

PRYOR DI CAREER STATISTICS

| SEASON | TEAM | GP-GS | MIN/AVG | FG-FGA | FG% | 3FG-3FGA | 3FG% | FT-FTA | FT% | OFF | DEF | TOT | AVG | PF-FO | A | TO | BLK | STL | PTS | AVG |
|---------------|-------|-------|-----------|---------|------|----------|------|---------|------|-----|-----|-----|-----|-------|----|----|-----|-----|-----|------|
| 2020-21 | Boise | 5-0 | 17/3.3 | 1-6 | .167 | 0-4 | .000 | 4-9 | .444 | 1 | 4 | 5 | 1.0 | 3-0 | 0 | 1 | 0 | 0 | 6 | 1.2 |
| 2021-22 | Boise | 8-0 | 36/4.5 | 7-15 | .467 | 3-7 | .429 | 1-2 | .500 | 2 | 9 | 11 | 1.4 | 6-0 | 3 | 4 | 0 | 1 | 18 | 2.3 |
| 2023-24 | USF | 32-21 | 841/26.3 | 130-291 | .447 | 37-105 | .352 | 119-146 | .815 | 47 | 206 | 253 | 7.9 | 70-2 | 56 | 53 | 23 | 38 | 416 | 13.0 |
| 2024-25 | LOU | 7-3 | 163/23.3 | 25-68 | .368 | 5-33 | .152 | 29-33 | .879 | 9 | 34 | 43 | 6.1 | 14-0 | 15 | 15 | 8 | 11 | 84 | 12.0 |
| 2025-26 | LOU | 13-0 | 96/7.4 | 12-32 | .375 | 4-18 | .222 | 4-9 | .444 | 5 | 24 | 29 | 2.2 | 17-0 | 4 | 6 | 2 | 7 | 32 | 2.5 |
| TOTAL FOR LOU | | 20-3 | 259/12.9 | 37-100 | .370 | 9-51 | .176 | 33-42 | .786 | 14 | 58 | 72 | 3.6 | 31-0 | 19 | 21 | 10 | 18 | 116 | 5.8 |
| TOTAL | | 65-24 | 1152/17.7 | 175-412 | .425 | 49-167 | .293 | 157-199 | .789 | 64 | 277 | 341 | 5.2 | 110-2 | 78 | 79 | 33 | 57 | 556 | 8.6 |



#9 KHANI ROOTHS

SOPHOMORE | FORWARD | 6-10 | 215 | 1L
WASHINGTON, D.C. (IMG ACADEMY)

| Opp. | GS | Min | FG | A | Pct | 3FG | A | Pct | FT | A | Pct | O | D | T | PF | FO | A | TO | S | B | Pts |
|--------------------|-----|-----|----|----|------|-----|---|------|----|---|-------|---|---|----|----|----|---|----|---|---|-----|
| SC STATE | | 21 | 8 | 12 | .750 | 1 | 4 | .250 | 3 | 5 | .600 | 0 | 7 | 7 | 1 | 0 | 3 | 1 | 1 | 1 | 20 |
| JACKSON STATE | * | 24 | 5 | 9 | .555 | 1 | 4 | .250 | 5 | 7 | .714 | 1 | 9 | 10 | 1 | 0 | 1 | 2 | 1 | 0 | 16 |
| KENTUCKY | * | 11 | 0 | 1 | .000 | 0 | 1 | .000 | 0 | 0 | .000 | 0 | 0 | 0 | 0 | 0 | 0 | 0 | 1 | 0 | 0 |
| OHIO | | 13 | 1 | 2 | .500 | 0 | 1 | .000 | 2 | 2 | 1.000 | 0 | 1 | 1 | 1 | 0 | 1 | 1 | 2 | 0 | 4 |
| vs. Cincinnati | | 13 | 1 | 2 | .500 | 0 | 1 | .000 | 0 | 0 | .000 | 0 | 5 | 5 | 1 | 0 | 1 | 0 | 0 | 1 | 2 |
| EASTERN MICH. | | 22 | 3 | 5 | .600 | 1 | 2 | .500 | 0 | 0 | .000 | 1 | 7 | 8 | 1 | 0 | 3 | 0 | 0 | 1 | 7 |
| NJIT | | 19 | 2 | 6 | .333 | 0 | 3 | .000 | 1 | 2 | .500 | 1 | 5 | 6 | 2 | 0 | 0 | 1 | 1 | 0 | 5 |
| at Arkansas | | 9 | 1 | 4 | .250 | 0 | 2 | .000 | 0 | 0 | .000 | 1 | 2 | 3 | 0 | 0 | 0 | 0 | 0 | 0 | 2 |
| vs. Indiana | | 8 | 0 | 0 | .000 | 0 | 0 | .000 | 0 | 0 | .000 | 1 | 2 | 3 | 2 | 0 | 1 | 1 | 1 | 0 | 0 |
| MEMPHIS | | 18 | 2 | 4 | .500 | 2 | 4 | .500 | 4 | 5 | .800 | 2 | 6 | 8 | 2 | 0 | 4 | 2 | 1 | 0 | 10 |
| at Tennessee | | 13 | 0 | 2 | .000 | 0 | 2 | .000 | 1 | 2 | .500 | 0 | 0 | 0 | 2 | 0 | 0 | 1 | 1 | 0 | 1 |
| MONTANA | | 22 | 3 | 9 | .333 | 1 | 5 | .200 | 3 | 5 | .600 | 0 | 2 | 2 | 0 | 0 | 3 | 0 | 0 | 0 | 10 |
| at California* | | 18 | 2 | 4 | .500 | 0 | 0 | .000 | 1 | 1 | 1.000 | 2 | 3 | 5 | 3 | 0 | 0 | 1 | 1 | 1 | 5 |
| at Stanford* | | 27 | 3 | 7 | .429 | 1 | 3 | .333 | 0 | 0 | .000 | 2 | 2 | 4 | 4 | 0 | 0 | 0 | 1 | 1 | 7 |
| DUKE* | | 12 | 2 | 8 | .250 | 0 | 5 | .000 | 2 | 2 | 1.000 | 0 | 4 | 5 | 1 | 0 | 2 | 1 | 0 | 1 | 6 |
| BOSTON COLLEGE* | | 25 | 1 | 3 | .333 | 0 | 1 | .000 | 1 | 2 | .500 | 2 | 9 | 11 | 3 | 0 | 1 | 2 | 1 | 2 | 3 |
| VIRGINIA* | DNP | | | | | | | | | | | | | | | | | | | | |
| at Pittsburgh* | DNP | | | | | | | | | | | | | | | | | | | | |
| VIRGINIA TECH* | DNP | | | | | | | | | | | | | | | | | | | | |
| at Duke* | DNP | | | | | | | | | | | | | | | | | | | | |
| SMU* | | 20 | 4 | 5 | .800 | 0 | 1 | .000 | 4 | 5 | .800 | 2 | 8 | 10 | 0 | 0 | 2 | 1 | 1 | 0 | 12 |
| NOTRE DAME* | | | | | | | | | | | | | | | | | | | | | |
| at Wake Forest* | | | | | | | | | | | | | | | | | | | | | |
| NC STATE* | | | | | | | | | | | | | | | | | | | | | |
| vs. Baylor | | | | | | | | | | | | | | | | | | | | | |
| at SMU* | | | | | | | | | | | | | | | | | | | | | |
| GEORGIA TECH | | | | | | | | | | | | | | | | | | | | | |
| at North Carolina* | | | | | | | | | | | | | | | | | | | | | |
| at Clemson* | | | | | | | | | | | | | | | | | | | | | |
| SYRACUSE* | | | | | | | | | | | | | | | | | | | | | |
| at Miami* | | | | | | | | | | | | | | | | | | | | | |

GETTING TO KNOW KHANI ROOTHS

- Born November 12, 2005... Son of Charles and Lynette Rooths... Has three siblings
- His personal goal at UoFL is to win a championship
- He enjoys playing Call of Duty, cookouts, and watching YouTube and Netflix
- He and teammate Kobe Rodgers have the same love for #11, so he settled with #9 because it blends well with his name - K9
- If a movie was made about his life, says Will Smith should play him
- The basketball player he most admires is LeBron James

- The best moment of his athletic career was winning an AAU Championship
- Few people know this about him but he originally wanted to play football or hockey instead of basketball
- The best basketball advice anyone ever gave me was "Soak in as much knowledge from everyone"
- Would most like to meet LeBron James
- He chose to attend UoFL because "it felt like a family from Day 1"

SEASON/CAREER HIGHS

POINTS

Season 20 vs. South Carolina State, 11/3/25
Career Same

REBOUNDS

Season 11 vs. Boston College, 1/10/26
Career Same

FIELD GOALS

Season 8 vs. South Carolina State, 11/3/25
Career Same

FIELD GOALS ATTEMPTED

Season 12 vs. South Carolina State, 11/3/25
Career Same

THREE-POINT FIELD GOALS

Season 2 vs. Memphis, 12/13/25
Career 2, 3x, last vs. Memphis, 12/13/25

THREE-POINT FIELD GOALS ATTEMPTED

Season 5, 2x, last vs. Duke, 1/6/26
Career 6 vs. #23/20 Ole Miss, 12/3/24

FREE THROWS

Season 5 vs. Jackson State, 11/6/25
Career Same

FREE THROWS ATTEMPTED

Season 7 vs. Jackson State, 11/6/25
Career Same

ASSISTS

Season 4 vs. Memphis, 12/13/25
Career Same

BLOCKED SHOTS

Season 2 vs. Boston College, 1/10/26
Career Same

STEALS

Season 2, vs. Ohio, 11/15/25
Career 2, 4x, last vs. Ohio, 11/15/25

MINUTES PLAYED


Season 27 at Stanford, 1/2/26
Career Same

KHANI ROOTHS FILE

- Returned from illness to log a double-double against SMU on Jan. 31, with 12 points and 10 rebounds
- Pulled down a new career-high 11 rebounds against Boston College on Jan. 10 while also blocking a career-high two shots
- Notched his first career double-double and start on Nov. 6 against Jackson State with 16 points, 10 rebounds
- Logged a career high 20 points on opening night Nov. 3 against South Carolina State - he shot 8 of 12 from the floor
- Notched 12 points and seven rebounds at SMU on Jan. 21, 2025
- Appeared in his first collegiate contest on Nov. 4, 2024 against Morehead State
- Consensus four-star recruit
- Played two seasons of prep ball at IMG Academy under head coach Sean McAloon

ROOTHS CAREER STATISTICS

| SEASON | TEAM | GP-GS | MIN/AVG | FG-FGA | FG% | 3FG-3FGA | 3FG% | FT-FTA | FT% | OFF | DEF | TOT | AVG | PF-FO | A | TO | BLK | STL | PTS | AVG |
|---------|------|-------|----------|--------|------|----------|------|--------|------|-----|-----|-----|-----|-------|----|----|-----|-----|-----|-----|
| 2024-25 | LOU | 35-0 | 469/13.4 | 42-107 | .393 | 12-52 | .231 | 19-34 | .559 | 34 | 72 | 106 | 3.0 | 28-0 | 10 | 19 | 12 | 13 | 115 | 3.3 |
| 2025-26 | LOU | 17-2 | 295/17.4 | 38-83 | .458 | 7-39 | .179 | 27-38 | .711 | 16 | 72 | 88 | 5.2 | 24-0 | 22 | 14 | 8 | 13 | 110 | 6.5 |
| TOTAL | | 52-2 | 764/14.7 | 80-190 | .421 | 19-91 | .209 | 46-72 | .639 | 50 | 144 | 194 | 3.7 | 52-0 | 32 | 33 | 20 | 26 | 225 | 4.3 |



#10 ISAAC MCKNEELY

SENIOR | GUARD | 6-4 | 195 | TR
POCA, W.VA. (VIRGINIA)

| Opp. | GS | Min | FG | A | Pct | 3FG | A | Pct | FT | A | Pct | O | D | T | PF | FO | A | TO | S | B | Pts |
|--------------------|----|-----|----|----|------|-----|----|------|----|---|-------|---|---|---|----|----|---|----|---|---|-----|
| SC STATE | * | 22 | 6 | 13 | .462 | 5 | 11 | .456 | 0 | 0 | .000 | 0 | 4 | 4 | 1 | 0 | 0 | 1 | 1 | 0 | 17 |
| JACKSON STATE | * | 27 | 3 | 7 | .429 | 2 | 6 | .333 | 0 | 1 | .000 | 0 | 0 | 0 | 1 | 0 | 2 | 0 | 1 | 0 | 8 |
| KENTUCKY | * | 31 | 3 | 8 | .375 | 3 | 7 | .429 | 0 | 0 | .000 | 0 | 5 | 5 | 4 | 0 | 2 | 1 | 2 | 0 | 9 |
| OHIO | * | 25 | 5 | 11 | .455 | 4 | 10 | .400 | 1 | 1 | 1.000 | 2 | 4 | 6 | 1 | 0 | 0 | 2 | 0 | 1 | 15 |
| vs. Cincinnati | * | 26 | 0 | 4 | .000 | 0 | 3 | .000 | 3 | 3 | 1.000 | 0 | 4 | 4 | 2 | 0 | 1 | 1 | 0 | 0 | 3 |
| EASTERN MICH. | * | 27 | 6 | 10 | .600 | 5 | 9 | .555 | 0 | 1 | .000 | 1 | 2 | 3 | 1 | 0 | 0 | 0 | 0 | 1 | 17 |
| NJIT | * | 22 | 6 | 11 | .545 | 5 | 10 | .500 | 0 | 0 | .000 | 0 | 3 | 3 | 0 | 0 | 0 | 0 | 0 | 0 | 17 |
| at Arkansas | * | 30 | 3 | 8 | .375 | 1 | 5 | .200 | 4 | 4 | 1.000 | 2 | 2 | 4 | 1 | 0 | 1 | 0 | 0 | 0 | 11 |
| vs. Indiana | * | 30 | 5 | 9 | .555 | 5 | 9 | .555 | 0 | 0 | .000 | 0 | 3 | 3 | 0 | 0 | 1 | 2 | 2 | 0 | 15 |
| MEMPHIS | * | 23 | 0 | 3 | .000 | 0 | 3 | .000 | 2 | 2 | 1.000 | 0 | 1 | 1 | 3 | 0 | 4 | 0 | 0 | 0 | 2 |
| at Tennessee | * | 35 | 2 | 10 | .200 | 1 | 7 | .143 | 0 | 0 | .000 | 0 | 1 | 1 | 2 | 0 | 0 | 0 | 0 | 0 | 5 |
| MONTANA | * | 33 | 5 | 7 | .714 | 4 | 6 | .666 | 2 | 2 | 1.000 | 0 | 5 | 5 | 0 | 0 | 0 | 1 | 1 | 0 | 16 |
| at California* | * | 35 | 4 | 11 | .364 | 3 | 9 | .333 | 0 | 0 | .000 | 0 | 1 | 1 | 2 | 0 | 3 | 1 | 0 | 0 | 11 |
| at Stanford* | * | 37 | 5 | 11 | .455 | 3 | 8 | .325 | 4 | 4 | 1.000 | 3 | 0 | 3 | 1 | 0 | 3 | 2 | 1 | 0 | 17 |
| DUKE* | * | 31 | 1 | 5 | .200 | 1 | 5 | .200 | 3 | 4 | .750 | 1 | 3 | 4 | 2 | 0 | 1 | 2 | 1 | 0 | 6 |
| BOSTON COLLEGE* | * | 33 | 3 | 10 | .333 | 2 | 8 | .250 | 5 | 5 | 1.000 | 0 | 1 | 1 | 2 | 0 | 2 | 0 | 0 | 0 | 13 |
| VIRGINIA* | * | 38 | 7 | 16 | .438 | 5 | 14 | .357 | 4 | 4 | 1.000 | 1 | 4 | 5 | 1 | 0 | 0 | 0 | 2 | 0 | 23 |
| at Pittsburgh* | * | 34 | 3 | 8 | .325 | 3 | 6 | .500 | 2 | 3 | .666 | 0 | 4 | 4 | 1 | 0 | 2 | 0 | 0 | 0 | 11 |
| VIRGINIA TECH* | * | 28 | 3 | 9 | .333 | 2 | 7 | .286 | 0 | 0 | .000 | 0 | 3 | 3 | 1 | 0 | 1 | 2 | 0 | 0 | 8 |
| at Duke* | * | 29 | 2 | 6 | .333 | 2 | 5 | .400 | 0 | 0 | .000 | 0 | 2 | 2 | 0 | 0 | 1 | 1 | 1 | 0 | 6 |
| SMU* | * | 24 | 5 | 10 | .500 | 4 | 9 | .444 | 0 | 0 | .000 | 0 | 3 | 3 | 0 | 0 | 1 | 1 | 0 | 0 | 14 |
| NOTRE DAME* | | | | | | | | | | | | | | | | | | | | | |
| at Wake Forest* | | | | | | | | | | | | | | | | | | | | | |
| NC STATE* | | | | | | | | | | | | | | | | | | | | | |
| vs. Baylor | | | | | | | | | | | | | | | | | | | | | |
| at SMU* | | | | | | | | | | | | | | | | | | | | | |
| GEORGIA TECH | | | | | | | | | | | | | | | | | | | | | |
| at North Carolina* | | | | | | | | | | | | | | | | | | | | | |
| at Clemson* | | | | | | | | | | | | | | | | | | | | | |
| SYRACUSE* | | | | | | | | | | | | | | | | | | | | | |
| at Miami* | | | | | | | | | | | | | | | | | | | | | |

SEASON/CAREER HIGHS*

POINTS

Season 23 vs. Virginia, 1/13/26
Career 29 at Florida State, 2/10/24*

REBOUNDS

Season 6 vs. Ohio, 11/15/25
Career 7 at Florida, 12/4/24*

FIELD GOALS

Season 7 vs. Virginia, 1/13/26
Career 10 at Wake Forest, 2/26/25*

FIELD GOALS ATTEMPTED

Season 16 vs. Virginia, 1/13/26
Career 17, 2x, last vs. Georgia Tech, 3/12/25*

THREE-POINT FIELD GOALS

Season 5, 5x, last vs. Virginia, 1/13/26
Career 7 vs. Georgia Tech, 3/12/25*

THREE-POINT FIELD GOALS ATTEMPTED

Season 14 vs. Virginia, 1/13/26
Career 14, 2x, last vs. Virginia, 1/13/26

FREE THROWS

Season 5 vs. Boston College, 1/10/26
Career 8 at Florida State, 2/10/24*

FREE THROWS ATTEMPTED

Season 5 vs. Boston College, 1/10/26
Career 9, 2x, last vs. Virginia Tech, 2/1/25*

ASSISTS

Season 4 vs. Memphis, 12/13/25
Career 7 vs. Virginia Tech, 2/1/25*

BLOCKED SHOTS

Season 1, 2x, last vs. Eastern Michigan, 11/24/25
Career 2, 3x, last vs. Clemson, 3/1/25*

STEALS

Season 2, 3x, last vs. Virginia, 1/13/26
Career 3 vs. Coppin State, 11/11/24*

MINUTES PLAYED

Season 38 vs. Virginia, 1/13/26
Career 42 vs. NC State, 1/24/24*

*denotes career high from a previous school

ISAAC MCKNEELY FILE

- Led Louisville in scoring for the first time this season against EMU on Nov. 24, scoring 17 points on an efficient 6 of 10 from the floor, making 5 of 9 from the arc
- Played three seasons at Virginia
- Named 2025 NABC All-District East Second Team, All-ACC Honorable Mention, NABC Honors Court, CSC Academic All-District Team
- Started all 32 games for the Hoos in his junior season, averaging 14.4 points, 2.7 rebounds and 2.9 assists per game
- Shot 43.9% from the field, 42.1% from 3-point range and 81.4% from the free throw line in 2024-25
- Led the ACC in 3-point percentage (42.1%), second in 3-pointers per game (3.2), eighth in minutes (34.4) and 20th in scoring (14.4 ppg) as a junior

GETTING TO KNOW ISAAC MCKNEELY

- Born November 10, 2003... Son of Holly and Dan McKneely... Has one sibling, Evan... Majoring in business
- His personal goal at UofL is to be his best every day
- He chose No. 10 because he was born on the 10th; he picked it at a young age and has worn it ever since
- He says the best thing about being a Cardinal is being able to represent one of the biggest college basketball brands every single day

- The basketball player he most admires is Steph Curry
- His hobbies outside of basketball include fishing, video games and hanging out with friends
- The best moment of his athletic career thus far was winning a state championship in West Virginia
- He says the first thing someone would notice in his dorm room is his high school "Dots" jersey
- Few people know this, but he is really good at ping pong and corn hole

MCKNEELY CAREER STATISTICS

| SEASON | TEAM | GP-GS | MIN/AVG | FG-FGA | FG% | 3FG-3FGA | 3FG% | FT-FTA | FT% | OFF | DEF | TOT | AVG | PF-FO | A | TO | BLK | STL | PTS | AVG |
|---------------|------|--------|-----------|----------|------|----------|------|---------|------|-----|-----|-----|-----|-------|-----|-----|-----|-----|------|------|
| 2022-23 | UVa | 33-1 | 708/21.5 | 77-182 | .423 | 51-130 | .392 | 17-24 | .708 | 7 | 66 | 73 | 2.2 | 44-0 | 23 | 21 | 4 | 12 | 222 | 6.7 |
| 2023-24 | UVa | 33-33 | 1068/32.4 | 137-335 | .409 | 81-182 | .445 | 50-59 | .847 | 5 | 94 | 99 | 3.0 | 48-0 | 54 | 32 | 5 | 19 | 405 | 12.3 |
| 2024-25 | UVa | 32-32 | 1101/34.4 | 152-346 | .439 | 101-240 | .421 | 57-70 | .814 | 4 | 83 | 87 | 2.7 | 49-0 | 92 | 47 | 4 | 26 | 462 | 14.4 |
| 2025-26 | LOU | 21-21 | 616/29.3 | 77-187 | .412 | 60-157 | .382 | 30-34 | .882 | 10 | 55 | 65 | 3.1 | 26-0 | 25 | 17 | 2 | 12 | 244 | 11.6 |
| TOTAL FOR LOU | | 21-21 | 616/29.3 | 77-187 | .412 | 60-157 | .382 | 30-34 | .882 | 10 | 55 | 65 | 3.1 | 26-0 | 25 | 17 | 2 | 12 | 244 | 11.6 |
| TOTAL | | 119-87 | 3494/29.4 | 443-1050 | .422 | 293-709 | .413 | 154-187 | .824 | 26 | 298 | 324 | 2.7 | 167-0 | 194 | 117 | 15 | 69 | 1333 | 11.2 |



#11 KOBE RODGERS

REDSHIRT SENIOR | GUARD | 6-3 | 185 | RS
CINCINNATI, OHIO (CHARLESTON)

| Opp. | GS | Min | FG | A | Pct | 3FG | A | Pct | FT | A | Pct | O | D | T | PF | FO | A | TO | S | B | Pts |
|--------------------|----|-----|----|---|-------|-----|---|-------|----|---|-------|---|---|---|----|----|---|----|---|---|-----|
| SC STATE | | 26 | 1 | 5 | .200 | 1 | 4 | .250 | 6 | 6 | 1.000 | 1 | 3 | 4 | 4 | 0 | 3 | 2 | 2 | 1 | 9 |
| JACKSON STATE | | 18 | 2 | 4 | .500 | 1 | 2 | .500 | 2 | 2 | 1.000 | 1 | 2 | 3 | 1 | 0 | 5 | 0 | 4 | 0 | 7 |
| KENTUCKY | | 7 | 1 | 3 | .333 | 0 | 1 | .000 | 0 | 0 | .000 | 2 | 1 | 3 | 2 | 0 | 1 | 0 | 1 | 0 | 2 |
| OHIO | | 14 | 3 | 3 | 1.000 | 0 | 0 | .000 | 1 | 1 | 1.000 | 1 | 4 | 5 | 3 | 0 | 2 | 2 | 1 | 0 | 7 |
| vs. Cincinnati | | 9 | 1 | 1 | 1.000 | 1 | 1 | 1.000 | 0 | 0 | .000 | 0 | 0 | 0 | 2 | 0 | 0 | 2 | 1 | 0 | 0 |
| EASTERN MICH. | | 16 | 3 | 3 | 1.000 | 0 | 0 | .000 | 2 | 3 | .666 | 0 | 2 | 2 | 1 | 0 | 4 | 0 | 0 | 1 | 8 |
| NJIT | | 19 | 1 | 3 | .333 | 0 | 2 | .000 | 0 | 0 | .000 | 4 | 5 | 9 | 1 | 0 | 2 | 2 | 2 | 1 | 2 |
| at Arkansas | | 9 | 0 | 0 | .000 | 0 | 0 | .000 | 0 | 0 | .000 | 1 | 1 | 2 | 4 | 0 | 0 | 0 | 1 | 0 | 0 |
| vs. Indiana | | 13 | 4 | 4 | 1.000 | 2 | 2 | 1.000 | 2 | 2 | 1.000 | 0 | 2 | 2 | 3 | 0 | 1 | 1 | 1 | 1 | 12 |
| MEMPHIS | | 14 | 2 | 2 | 1.000 | 0 | 0 | .000 | 0 | 0 | .000 | 0 | 1 | 1 | 3 | 0 | 2 | 0 | 0 | 0 | 4 |
| at Tennessee | | 11 | 0 | 0 | .000 | 0 | 0 | .000 | 0 | 0 | .000 | 1 | 2 | 3 | 1 | 0 | 1 | 1 | 1 | 0 | 0 |
| MONTANA | | DNP | | | | | | | | | | | | | | | | | | | |
| at California* | | 22 | 1 | 4 | .250 | 1 | 3 | .333 | 0 | 0 | .000 | 3 | 2 | 5 | 3 | 0 | 1 | 2 | 0 | 1 | 3 |
| at Stanford* | | 13 | 0 | 1 | .000 | 0 | 0 | .000 | 2 | 2 | 1.000 | 1 | 1 | 2 | 1 | 0 | 1 | 1 | 0 | 0 | 2 |
| DUKE* | | 20 | 0 | 4 | .000 | 0 | 2 | .000 | 0 | 0 | .000 | 2 | 2 | 4 | 3 | 0 | 2 | 0 | 1 | 0 | 0 |
| BOSTON COLLEGE* * | | 29 | 2 | 4 | .500 | 1 | 2 | .500 | 0 | 0 | .000 | 0 | 2 | 2 | 1 | 0 | 1 | 3 | 0 | 0 | 5 |
| VIRGINIA* | | 15 | 0 | 0 | .000 | 0 | 0 | .000 | 0 | 0 | .000 | 2 | 1 | 3 | 3 | 0 | 2 | 1 | 0 | 0 | 0 |
| at Pittsburgh* | | 19 | 3 | 4 | .750 | 1 | 1 | 1.000 | 0 | 0 | .000 | 0 | 1 | 1 | 2 | 0 | 1 | 1 | 1 | 0 | 7 |
| VIRGINIA TECH* | | 11 | 3 | 4 | .750 | 0 | 0 | .000 | 0 | 0 | .000 | 0 | 1 | 1 | 0 | 0 | 0 | 0 | 2 | 0 | 6 |
| at Duke* | | 2 | 0 | 0 | .000 | 0 | 0 | .000 | 0 | 0 | .000 | 0 | 0 | 0 | 0 | 0 | 0 | 0 | 0 | 0 | 0 |
| SMU* | | 12 | 2 | 2 | 1.000 | 0 | 0 | .000 | 3 | 4 | .750 | 3 | 0 | 3 | 0 | 0 | 4 | 0 | 0 | 0 | 7 |
| NOTRE DAME* | | | | | | | | | | | | | | | | | | | | | |
| at Wake Forest* | | | | | | | | | | | | | | | | | | | | | |
| NC STATE* | | | | | | | | | | | | | | | | | | | | | |
| vs. Baylor | | | | | | | | | | | | | | | | | | | | | |
| at SMU* | | | | | | | | | | | | | | | | | | | | | |
| GEORGIA TECH | | | | | | | | | | | | | | | | | | | | | |
| at North Carolina* | | | | | | | | | | | | | | | | | | | | | |
| at Clemson* | | | | | | | | | | | | | | | | | | | | | |
| SYRACUSE* | | | | | | | | | | | | | | | | | | | | | |
| at Miami* | | | | | | | | | | | | | | | | | | | | | |

SEASON/CAREER HIGHS

POINTS

Season 12 vs. Indiana, 12/6/25
Career 24 vs. Towson, 1/18/24*

REBOUNDS

Season 9 vs. NJIT, 11/26/25
Career 10, 2x, last vs. Coastal Carolina, 12/18/23*

FIELD GOALS

Season 4 vs. Indiana, 12/6/25
Career 8, 6 times

FIELD GOALS ATTEMPTED

Season 5 vs. South Carolina State, 11/3/25
Career 21 vs. Saint Leo, 1/14/23*

THREE-POINT FIELD GOALS

Season 2 vs. Indiana, 12/6/25
Career 5 vs. Rollins, 1/25/23*

THREE-POINT FIELD GOALS ATTEMPTED

Season 4 vs. South Carolina State, 11/3/25
Career 7 vs. Rollins, 1/25/23*

FREE THROWS

Season 6 vs. South Carolina State, 11/3/25
Career 12 vs. Towson, 1/18/24*

FREE THROWS ATTEMPTED

Season 6 vs. South Carolina State, 11/3/25
Career 14 vs. Towson, 1/18/24*

ASSISTS

Season 5 vs. Jackson State, 11/6/25
Career 8 vs. Hofstra, 3/2/24*

BLOCKED SHOTS

Season 1, 5x, last at California, 12/30/25
Career 3 vs. Francis Marion, 11/26/22*

STEALS

Season 4 vs. Jackson State, 11/6/25
Career 7, 2x, last at Saint Leo, 2/11/23*

MINUTES PLAYED

Season 29 vs. Boston College, 1/10/26
Career 37 vs. Virginia Union, 12/19/21*

*denotes career high from a previous school

KOBE RODGERS FILE

- Earned his first start in a Louisville jersey on Jan. 10 against Boston College
- Did not play against Montana (concussion)
- Redshirted the 2024-25 season to rehabilitate a leg injury sustained in the opening round of the 2024 NCAA Tournament
- Played junior season at College of Charleston under head coach Pat Kelsey
- Averaged 9.7 points and 4.6 rebounds in 21.7 minutes in his junior season with the Cougars
- Appeared in 31 contests, starting in 18 of those
- Shot 50% from the floor and 45% beyond the arc during 2023-24
- Played freshman and sophomore seasons at Nova Southeastern, a private DII school in Florida

GETTING TO KNOW KOBE RODGERS

- Born Nov. 12, 2002... Son of Dorothy and Doc Rodgers... Has one sister Jazmine... Major is Sport Administration
- His father Doc played minor league baseball in the Giants, Reds and Orioles organizations... He was also a minor league pitching coach for the Reds as well as an assistant GM
- Enjoys music and fishing
- Chose UoFL because "It was a my dream to play Power 4 basketball"
- The best thing about being a Cardinal to him is the community
- Says the person with the greatest influence on his athletic career is his mother Dorothy
- Says the best moment of his athletic career was winning a DII national championship
- The basketball player he admires the most is Derrick Rose
- Few people know this about him, but he is shy and loves to sing

RODGERS CAREER STATISTICS

| SEASON | TEAM | GP-GS | MIN/AVG | FG-FGA | FG% | 3FG-3FGA | 3FG% | FT-FTA | FT% | OFF | DEF | TOT | AVG | PF-FO | A | TO | BLK | STL | PTS | AVG |
|---------------|------|--------|-----------|---------|------|----------|------|---------|------|-----|-----|-----|-----|-------|-----|-----|-----|-----|-----|------|
| 2021-22 | Nova | 20-19 | 523/26.1 | 67-158 | .424 | 21-68 | .309 | 11-16 | .688 | 29 | 39 | 68 | 3.4 | 60-3 | 52 | 20 | 7 | 57 | 166 | 8.3 |
| 2022-23 | Nova | 30-30 | 716/23.9 | 147-317 | .464 | 27-83 | .325 | 75-92 | .815 | 39 | 103 | 142 | 4.7 | 77-1 | 70 | 33 | 11 | 74 | 396 | 13.2 |
| 2023-24 | CC | 31-18 | 672/21.7 | 106-212 | .500 | 18-40 | .450 | 71-89 | .798 | 48 | 96 | 144 | 4.6 | 74-0 | 68 | 48 | 7 | 39 | 301 | 9.7 |
| 2025-26 | LOU | 20-1 | 301/15.0 | 29-51 | .569 | 8-20 | .400 | 18-20 | .900 | 22 | 33 | 55 | 2.8 | 38-0 | 33 | 18 | 5 | 18 | 84 | 4.2 |
| TOTAL FOR LOU | | 20-1 | 301/15.0 | 29-51 | .569 | 8-20 | .400 | 18-20 | .900 | 22 | 33 | 55 | 2.8 | 38-0 | 33 | 18 | 5 | 18 | 84 | 4.2 |
| TOTAL | | 101-68 | 2212/21.9 | 349-738 | .473 | 74-211 | .351 | 175-217 | .806 | 138 | 271 | 409 | 4.0 | 249-4 | 223 | 119 | 30 | 188 | 947 | 9.4 |



#12 MOUHAMED CAMARA

FRESHMAN | FORWARD | 6-8 | 225 | HS
DAKAR, SENEGAL (NBA ACADEMY AFRICA)

| Opp. | GS | Min | FG | A | Pct | 3FG | A | Pct | FT | A | Pct | O | D | T | PF | FO | A | TO | S | B | Pts |
|--------------------|----|-----|----|---|-----|-----|---|-----|----|---|-----|---|---|---|----|----|---|----|---|---|-----|
| SC STATE | | DNP | | | | | | | | | | | | | | | | | | | |
| JACKSON STATE | | DNP | | | | | | | | | | | | | | | | | | | |
| KENTUCKY | | DNP | | | | | | | | | | | | | | | | | | | |
| OHIO | | DNP | | | | | | | | | | | | | | | | | | | |
| vs. Cincinnati | | DNP | | | | | | | | | | | | | | | | | | | |
| EASTERN MICH. | | DNP | | | | | | | | | | | | | | | | | | | |
| NJIT | | DNP | | | | | | | | | | | | | | | | | | | |
| at Arkansas | | DNP | | | | | | | | | | | | | | | | | | | |
| vs. Indiana | | DNP | | | | | | | | | | | | | | | | | | | |
| MEMPHIS | | DNP | | | | | | | | | | | | | | | | | | | |
| at Tennessee | | DNP | | | | | | | | | | | | | | | | | | | |
| MONTANA | | DNP | | | | | | | | | | | | | | | | | | | |
| at California* | | DNP | | | | | | | | | | | | | | | | | | | |
| at Stanford* | | DNP | | | | | | | | | | | | | | | | | | | |
| DUKE* | | DNP | | | | | | | | | | | | | | | | | | | |
| BOSTON COLLEGE* | | DNP | | | | | | | | | | | | | | | | | | | |
| VIRGINIA* | | DNP | | | | | | | | | | | | | | | | | | | |
| at Pittsburgh* | | DNP | | | | | | | | | | | | | | | | | | | |
| VIRGINIA TECH* | | DNP | | | | | | | | | | | | | | | | | | | |
| at Duke* | | DNP | | | | | | | | | | | | | | | | | | | |
| SMU* | | DNP | | | | | | | | | | | | | | | | | | | |
| NOTRE DAME* | | | | | | | | | | | | | | | | | | | | | |
| at Wake Forest* | | | | | | | | | | | | | | | | | | | | | |
| NC STATE* | | | | | | | | | | | | | | | | | | | | | |
| vs. Baylor | | | | | | | | | | | | | | | | | | | | | |
| at SMU* | | | | | | | | | | | | | | | | | | | | | |
| GEORGIA TECH | | | | | | | | | | | | | | | | | | | | | |
| at North Carolina* | | | | | | | | | | | | | | | | | | | | | |
| at Clemson* | | | | | | | | | | | | | | | | | | | | | |
| SYRACUSE* | | | | | | | | | | | | | | | | | | | | | |
| at Miami* | | | | | | | | | | | | | | | | | | | | | |

GETTING TO KNOW MOUHAMED CAMARA

- Born on April 1, 2005
- Majoring in Business
- His personal goal at UofL is to win everything
- Best thing about being a Cardinal is the culture
- He is related to Mouhamed Gueye who plays for the Atlanta Hawks
- The Basketball player he admires the most is Pascal Siakam
- The non-basketball athlete he admires the most is Messi
- His favorite thing to do besides playing basketball

- is go to the beach
- The first thing you would notice after walking into his dorm room is how clean it is
 - The best basketball advice he was ever given "Never Give Up"
 - Says if a movie was made about his life, he would want Michael Scofield to play him
 - He loves to hang out with his teammates outside of basketball
 - He is most proud of his growth


SEASON/CAREER HIGHS

| | |
|-----------------------------------|------|
| POINTS | |
| Season | |
| Career | Same |
| REBOUNDS | |
| Season | |
| Career | Same |
| FIELD GOALS | |
| Season | |
| Career | Same |
| FIELD GOALS ATTEMPTED | |
| Season | |
| Career | Same |
| THREE-POINT FIELD GOALS | |
| Season | |
| Career | Same |
| THREE-POINT FIELD GOALS ATTEMPTED | |
| Season | |
| Career | Same |
| FREE THROWS | |
| Season | |
| Career | Same |
| FREE THROWS ATTEMPTED | |
| Season | |
| Career | Same |
| ASSISTS | |
| Season | |
| Career | Same |
| BLOCKED SHOTS | |
| Season | |
| Career | Same |
| STEALS | |
| Season | |
| Career | Same |
| MINUTES PLAYED | |
| Season | |
| Career | Same |

*denotes career high from previous school

MOUHAMED CAMARA FILE

- Intends to redshirt the 2025-26 season
- Attended the NBA Academy in Africa
- Competed in the FIBA AfroBasket qualifiers in 2025 as a member of Senegal's Senior National Team
- Helped the Senegalese National Team qualify for FIBA AfroBasket
- Logged multiple games of three or more blocks and steals in the 2024 NBA Academy Winter Tour
- Recorded four blocks and eight steals against the NBA Global Academy in December 2024
- Notched three blocks and three steals against the NBA Latin America Academy in December 2024



#13 SANANDA FRU

JUNIOR | FORWARD | 6-11 | 250 | HS
BERLIN, GERMANY

| Opp. | GS | Min | FG | A | Pct | 3FG | A | Pct | FT | A | Pct | O | D | T | PF | FO | A | TO | S | B | Pts |
|--------------------|----|-----|----|----|-------|-----|---|-------|----|---|-------|---|----|----|----|----|---|----|---|---|-----|
| SC STATE | * | 22 | 3 | 4 | .750 | 1 | 1 | 1.000 | 2 | 3 | .666 | 6 | 2 | 8 | 1 | 0 | 1 | 1 | 0 | 2 | 9 |
| JACKSON STATE | * | 19 | 6 | 8 | .750 | 0 | 0 | .000 | 0 | 2 | .000 | 4 | 1 | 5 | 1 | 0 | 0 | 0 | 0 | 0 | 12 |
| KENTUCKY | * | 25 | 4 | 4 | 1.000 | 0 | 0 | .000 | 2 | 2 | 1.000 | 3 | 4 | 7 | 3 | 0 | 3 | 1 | 0 | 2 | 10 |
| OHIO | * | 21 | 4 | 6 | .666 | 0 | 1 | .000 | 6 | 6 | 1.000 | 3 | 2 | 5 | 3 | 0 | 2 | 1 | 0 | 1 | 14 |
| vs. Cincinnati | * | 23 | 4 | 6 | .666 | 0 | 0 | .000 | 3 | 5 | .600 | 2 | 2 | 4 | 3 | 0 | 0 | 3 | 2 | 2 | 11 |
| EASTERN MICH. | * | 15 | 1 | 2 | .500 | 0 | 0 | .000 | 3 | 4 | .750 | 3 | 3 | 6 | 1 | 0 | 0 | 2 | 0 | 0 | 5 |
| NJIT | * | 18 | 4 | 5 | .800 | 0 | 0 | .000 | 0 | 0 | .000 | 3 | 3 | 6 | 1 | 0 | 1 | 1 | 0 | 1 | 8 |
| at Arkansas | * | 29 | 7 | 9 | .778 | 0 | 0 | .000 | 0 | 0 | .000 | 4 | 4 | 8 | 3 | 0 | 1 | 1 | 0 | 2 | 14 |
| vs. Indiana | * | 30 | 3 | 3 | 1.000 | 1 | 1 | 1.000 | 5 | 7 | .714 | 2 | 5 | 7 | 3 | 0 | 1 | 5 | 3 | 1 | 12 |
| MEMPHIS | * | 21 | 5 | 5 | 1.000 | 0 | 0 | .000 | 1 | 3 | .333 | 4 | 2 | 6 | 0 | 0 | 1 | 2 | 0 | 1 | 11 |
| at Tennessee | * | 28 | 2 | 3 | .666 | 0 | 0 | .000 | 0 | 0 | .000 | 2 | 3 | 5 | 3 | 0 | 3 | 4 | 0 | 1 | 4 |
| MONTANA | * | 23 | 9 | 11 | .818 | 0 | 0 | .000 | 0 | 1 | .000 | 5 | 3 | 8 | 1 | 0 | 2 | 3 | 1 | 2 | 18 |
| at California* | * | 26 | 4 | 8 | .5000 | 0 | 1 | .000 | 5 | 7 | .714 | 4 | 10 | 14 | 2 | 0 | 2 | 1 | 0 | 2 | 13 |
| at Stanford* | * | 27 | 6 | 6 | 1.000 | 0 | 0 | .000 | 3 | 3 | 1.000 | 5 | 3 | 8 | 1 | 0 | 1 | 0 | 0 | 2 | 15 |
| DUKE* | * | 14 | 1 | 1 | 1.000 | 0 | 0 | .000 | 0 | 2 | .000 | 3 | 1 | 4 | 4 | 0 | 2 | 2 | 0 | 0 | 2 |
| BOSTON COLLEGE* | * | 28 | 8 | 9 | .889 | 1 | 1 | 1.000 | 2 | 5 | .400 | 2 | 11 | 13 | 3 | 0 | 1 | 3 | 1 | 2 | 19 |
| VIRGINIA* | * | 24 | 3 | 5 | .600 | 0 | 0 | .000 | 0 | 2 | .000 | 4 | 1 | 5 | 5 | 1 | 0 | 2 | 0 | 0 | 6 |
| at Pittsburgh* | * | 23 | 6 | 7 | .857 | 0 | 0 | .000 | 0 | 0 | .000 | 2 | 3 | 4 | 2 | 0 | 2 | 1 | 1 | 1 | 12 |
| VIRGINIA TECH* | * | 27 | 5 | 8 | .625 | 1 | 2 | .500 | 2 | 3 | .666 | 6 | 4 | 10 | 2 | 0 | 2 | 2 | 1 | 1 | 13 |
| at Duke* | * | 24 | 1 | 3 | .333 | 0 | 0 | .000 | 2 | 2 | 1.000 | 2 | 2 | 4 | 3 | 0 | 2 | 0 | 1 | 2 | 4 |
| SMU* | * | 18 | 1 | 3 | .333 | 0 | 0 | .000 | 1 | 2 | .500 | 0 | 3 | 3 | 1 | 0 | 2 | 1 | 1 | 2 | 3 |
| NOTRE DAME* | | | | | | | | | | | | | | | | | | | | | |
| at Wake Forest* | | | | | | | | | | | | | | | | | | | | | |
| NC STATE* | | | | | | | | | | | | | | | | | | | | | |
| vs. Baylor | | | | | | | | | | | | | | | | | | | | | |
| at SMU* | | | | | | | | | | | | | | | | | | | | | |
| GEORGIA TECH | | | | | | | | | | | | | | | | | | | | | |
| at North Carolina* | | | | | | | | | | | | | | | | | | | | | |
| at Clemson* | | | | | | | | | | | | | | | | | | | | | |
| SYRACUSE* | | | | | | | | | | | | | | | | | | | | | |
| at Miami* | | | | | | | | | | | | | | | | | | | | | |

SEASON/CAREER HIGHS

POINTS

Season 19 vs. Boston College, 1/10/26
Career Same

REBOUNDS

Season 14 at California, 12/30/25
Career Same

FIELD GOALS

Season 9 vs. Montana, 12/20/25
Career Same

FIELD GOALS ATTEMPTED

Season 11 vs. Montana, 12/20/25
Career Same

THREE-POINT FIELD GOALS

Season 1, 4x, last vs. Virginia Tech, 1/24/26
Career Same

THREE-POINT FIELD GOALS ATTEMPTED

Season 2 vs. Virginia Tech, 1/24/26
Career Same

FREE THROWS

Season 6 vs. Ohio, 11/15/25
Career Same

FREE THROWS ATTEMPTED

Season 7, 2x, last at California, 12/30/25
Career Same

ASSISTS

Season 3, 2x, last at Tennessee, 12/16/25
Career Same

BLOCKED SHOTS

Season 2, 10x, last vs. SMU, 1/31/26
Career Same

STEALS

Season 3 vs. Indiana, 12/6/25
Career Same

MINUTES PLAYED

Season 30 vs. Indiana, 12/6/25
Career Same

SANANDA FRU FILE


- Scored a career-high 19 points on 8 of 9 shooting against Boston College on Jan. 10
- Logged his first collegiate double-double in the conference opener on Dec. 30 with 13 points and a career high 14 boards
- Played for Loewen Braunschweig in the German BBL for four seasons before coming to Louisville
- Started 35 of 39 games for Loewen Braunschweig in the 2024-25 season, including games in the FIBA Europe Cup
- Posted season averages of 12.6 ppg, 6.2 rpg and 1.4 bpg while shooting 64.5% from the floor
- Led Braunschweig to one of its best seasons in the last 15 years, winning multiple games in the German BBL playoffs
- Finished the 2024-25 season strong by averaging 10.2 points, 7.0 rebounds and 1.2 blocks per game in the five-game quarterfinal playoff

GETTING TO KNOW SANANDA FRU

- Born on August 28, 2003... Hometown of Berlin, Germany
- Majoring in Business Administration
- His personal goal at UofL is to get his degree
- He said the best thing about being a Cardinal is the community around him
- He chose to attend UofL because "of the positive environment and I think I can learn a lot here."
- Ranked as a four-star recruit according to 247 Sports and was in the Top 25 nationally for the 2025 signing class

FRU CAREER STATISTICS

| SEASON | TEAM | GP-GS | MIN/AVG | FG-FGA | FG% | 3FG-3FGA | 3FG% | FT-FTA | FT% | OFF | DEF | TOT | AVG | PF-FO | A | TO | BLK | STL | PTS | AVG |
|---------|------|-------|----------|--------|------|----------|------|--------|------|-----|-----|-----|-----|-------|----|----|-----|-----|-----|------|
| 2025-26 | LOU | 21-21 | 484/23.1 | 87-116 | .750 | 4-7 | .571 | 37-59 | .627 | 69 | 72 | 141 | 6.7 | 46-1 | 29 | 36 | 27 | 11 | 215 | 10.2 |
| TOTAL | | 21-21 | 484/23.1 | 87-116 | .750 | 4-7 | .571 | 37-59 | .627 | 69 | 72 | 141 | 6.7 | 46-1 | 29 | 36 | 27 | 11 | 215 | 10.2 |



#14 ADRIAN WOOLEY

SOPHOMORE | GUARD | 6-4 | 200 | TR
TUSCALOOSA, ALA. (KENNESAW STATE)

| Opp. | GS | Min | FG | A | Pct | 3FG | A | Pct | FT | A | Pct | O | D | T | PF | FO | A | TO | S | B | Pts |
|--------------------|----|-----|----|----|------|-----|---|------|----|---|-------|---|---|---|----|----|---|----|---|---|-----|
| SC STATE | | 16 | 1 | 3 | .333 | 0 | 2 | .000 | 3 | 3 | 1.000 | 1 | 1 | 2 | 3 | 0 | 2 | 1 | 1 | 0 | 5 |
| JACKSON STATE | | 18 | 3 | 4 | .750 | 0 | 1 | .000 | 3 | 3 | 1.000 | 2 | 3 | 5 | 5 | 1 | 1 | 1 | 2 | 0 | 9 |
| KENTUCKY | | 17 | 3 | 11 | .273 | 2 | 7 | .286 | 1 | 2 | .500 | 1 | 4 | 5 | 1 | 0 | 0 | 2 | 0 | 0 | 9 |
| OHIO | | 24 | 4 | 9 | .444 | 2 | 4 | .500 | 1 | 1 | 1.000 | 4 | 2 | 6 | 1 | 0 | 2 | 0 | 2 | 1 | 11 |
| vs. Cincinnati | | 20 | 2 | 3 | .666 | 0 | 1 | .000 | 2 | 2 | 1.000 | 2 | 2 | 4 | 2 | 0 | 0 | 1 | 1 | 0 | 6 |
| EASTERN MICH. | | 24 | 2 | 8 | .250 | 1 | 5 | .200 | 4 | 4 | 1.000 | 2 | 2 | 4 | 3 | 0 | 1 | 0 | 3 | 0 | 9 |
| NJIT | | 22 | 5 | 6 | .833 | 2 | 3 | .666 | 3 | 4 | .750 | 1 | 4 | 5 | 1 | 0 | 1 | 0 | 2 | 0 | 15 |
| at Arkansas | | 13 | 2 | 3 | .666 | 1 | 2 | .500 | 0 | 0 | .000 | 0 | 5 | 5 | 4 | 0 | 2 | 1 | 0 | 0 | 5 |
| vs. Indiana | | 19 | 0 | 3 | .000 | 0 | 0 | .000 | 0 | 0 | .000 | 3 | 3 | 6 | 2 | 0 | 2 | 0 | 0 | 0 | 0 |
| MEMPHIS | | 25 | 5 | 8 | .625 | 5 | 8 | .625 | 0 | 0 | .000 | 1 | 2 | 3 | 0 | 0 | 3 | 2 | 0 | 0 | 15 |
| at Tennessee | * | 34 | 6 | 13 | .462 | 2 | 8 | .250 | 5 | 6 | .833 | 1 | 3 | 4 | 3 | 0 | 1 | 1 | 0 | 0 | 19 |
| MONTANA | * | 25 | 1 | 4 | .250 | 1 | 3 | .333 | 3 | 4 | .750 | 2 | 4 | 6 | 3 | 0 | 4 | 2 | 2 | 0 | 6 |
| at California* | * | 27 | 9 | 14 | .643 | 3 | 7 | .429 | 0 | 0 | .000 | 1 | 3 | 4 | 3 | 0 | 2 | 0 | 0 | 0 | 21 |
| at Stanford* | * | 16 | 1 | 5 | .200 | 0 | 1 | .000 | 1 | 2 | .500 | 1 | 0 | 1 | 4 | 0 | 1 | 2 | 0 | 1 | 3 |
| DUKE* | * | 32 | 5 | 11 | .455 | 1 | 3 | .333 | 0 | 0 | .000 | 1 | 4 | 5 | 1 | 0 | 0 | 1 | 0 | 0 | 11 |
| BOSTON COLLEGE* | * | 36 | 5 | 12 | .417 | 0 | 4 | .000 | 6 | 8 | .750 | 1 | 5 | 6 | 1 | 0 | 4 | 1 | 1 | 0 | 16 |
| VIRGINIA* | * | 29 | 1 | 9 | .111 | 0 | 4 | .000 | 3 | 3 | 1.000 | 3 | 2 | 5 | 3 | 0 | 4 | 1 | 1 | 0 | 5 |
| at Pittsburgh* | * | 26 | 3 | 5 | .600 | 2 | 4 | .500 | 4 | 4 | 1.000 | 1 | 1 | 2 | 4 | 0 | 2 | 1 | 1 | 0 | 12 |
| VIRGINIA TECH* | | 21 | 2 | 6 | .333 | 1 | 2 | .500 | 1 | 2 | .500 | 1 | 2 | 3 | 1 | 0 | 2 | 1 | 3 | 0 | 6 |
| at Duke* | | 23 | 1 | 5 | .200 | 1 | 4 | .250 | 0 | 0 | .000 | 0 | 3 | 3 | 2 | 0 | 0 | 4 | 0 | 0 | 3 |
| SMU* | * | 11 | 1 | 2 | .500 | 0 | 0 | .000 | 0 | 0 | .000 | 0 | 1 | 1 | 3 | 0 | 0 | 1 | 1 | 0 | 2 |
| NOTRE DAME* | | | | | | | | | | | | | | | | | | | | | |
| at Wake Forest* | | | | | | | | | | | | | | | | | | | | | |
| NC STATE* | | | | | | | | | | | | | | | | | | | | | |
| vs. Baylor | | | | | | | | | | | | | | | | | | | | | |
| at SMU* | | | | | | | | | | | | | | | | | | | | | |
| GEORGIA TECH | | | | | | | | | | | | | | | | | | | | | |
| at North Carolina* | | | | | | | | | | | | | | | | | | | | | |
| at Clemson* | | | | | | | | | | | | | | | | | | | | | |
| SYRACUSE* | | | | | | | | | | | | | | | | | | | | | |
| at Miami* | | | | | | | | | | | | | | | | | | | | | |

GETTING TO KNOW ADRIAN WOOLEY

- Born on November 1, 2005... Son of Latonya and Kenneth Wooley... Has one sibling, Kenneth... Majoring in business
- His personal goals at UofL are build relationships, improve his game and win a national championship
- He wears No. 14 because it is the last number his dad saw him play in
- He says the best thing about being a Cardinal is all the love they receive
- The people with the greatest influence on his athletic career are his parents

- The basketball player he admires the most is James Harden
- The best moment of his athletic career was playing in front of thousands of fans
- The best basketball advice anyone ever gave him is: "Stack days"
- The best athlete he ever faced is Caleb White
- He's most like to meet LeBron James
- He's most proud of the accomplishments he's earned through his college experience

SEASON/CAREER HIGHS

POINTS

Season 21 at California, 12/30/25
Career 32 vs. Brewton-Parker, 12/29/24*

REBOUNDS

Season 6, 4x, last vs. Boston College, 1/10/26
Career 11 vs. WKU, 2/6/25*

FIELD GOALS

Season 9 at California, 12/30/25
Career 12 vs. Brewton-Parker, 12/29/24*

FIELD GOALS ATTEMPTED

Season 14 at California, 12/30/25
Career 18, 2x, last vs. Liberty, 3/14/25*

THREE-POINT FIELD GOALS

Season 5 vs. Memphis, 12/13/25
Career 6 vs. Brewton-Parker, 12/29/24*

THREE-POINT FIELD GOALS ATTEMPTED

Season 8, 2x, last at Tennessee, 12/16/25
Career 10 vs. Brewton-Parker, 12/29/24*

FREE THROWS

Season 6 vs. Boston College, 1/10/26
Career 9 at Middle Tennessee, 1/9/25*

FREE THROWS ATTEMPTED

Season 8 vs. Boston College, 1/10/26
Career 11 at Georgia State, 12/6/24*

ASSISTS

Season 4, 2x, last vs. Boston College, 1/10/26
Career 8 vs. Brewton-Parker, 12/29/24*

BLOCKED SHOTS

Season 1 vs. Ohio, 11/15/25
Career 1, 3x, last vs. Ohio, 11/15/25

STEALS

Season 3, 2x, last vs. Virginia Tech, 1/24/26
Career 4 vs. Sam Houston, 1/16/25*

MINUTES PLAYED

Season 36 vs. Boston College, 1/10/26
Career 40, 3x, last vs. Liberty, 3/14/25*

*denotes career high from a previous school

ADRIAN WOOLEY FILE

- Scored a season-high 21 points in his ACC debut on Dec. 30 at California, going 9 of 14 from the floor
- Earned his first start in a Louisville uniform at Tennessee on Dec. 16, scoring a then season-high 19 points in a season-high 34 minutes
- Scored 15 points when he went 5 of 8 from the arc against Memphis on Dec. 13
- Played at Kennesaw State for his freshman season (2024-25)
- 2025 Conference USA Freshman of the Year First Team All-CUSA
- Started in 32 of Kennesaw's 33 games, averaging 18.8 points, 5.2 rebounds, 3.6 assists and 1.4

WOOLEY CAREER STATISTICS

| SEASON | TEAM | GP-GS | MIN/AVG | FG-FGA | FG% | 3FG-3FGA | 3FG% | FT-FTA | FT% | OFF | DEF | TOT | AVG | PF-FO | A | TO | BLK | STL | PTS | AVG |
|---------------|--------|-------|-----------|---------|------|----------|------|---------|------|-----|-----|-----|-----|-------|-----|-----|-----|-----|-----|------|
| 2024-25 | KennSt | 33-32 | 1107/33.5 | 208-406 | .512 | 73-173 | .422 | 130-169 | .769 | 43 | 130 | 173 | 5.2 | 90-3 | 118 | 109 | 3 | 47 | 619 | 18.8 |
| 2025-26 | LOU | 21-9 | 478/22.8 | 62-144 | .431 | 24-73 | .329 | 40-48 | .833 | 29 | 56 | 85 | 4.0 | 50-1 | 34 | 23 | 2 | 20 | 188 | 9.0 |
| TOTAL FOR LOU | | 21-9 | 478/22.8 | 62-144 | .431 | 24-73 | .329 | 40-48 | .833 | 29 | 56 | 85 | 4.0 | 50-1 | 34 | 23 | 2 | 20 | 188 | 9.0 |
| TOTAL | | 54-41 | 1585/29.4 | 270-550 | .491 | 97-246 | .394 | 170-217 | .783 | 72 | 186 | 258 | 4.8 | 140-4 | 152 | 132 | 5 | 67 | 807 | 14.9 |



#15 ALY KHALIFA

REDSHIRT SENIOR | CENTER | 7-0 | 250 | RS
ALEXANDRIA, EGYPT (BYU)

| Opp. | GS | Min | FG | A | Pct | 3FG | A | Pct | FT | A | Pct | O | D | T | PF | FO | A | TO | S | B | Pts |
|--------------------|----|-----|----|---|-------|-----|---|-------|----|---|-------|---|---|---|----|----|---|----|---|---|-----|
| SC STATE | | 10 | 0 | 1 | .000 | 0 | 0 | .000 | 0 | 0 | .000 | 0 | 2 | 2 | 1 | 0 | 1 | 1 | 0 | 0 | 0 |
| JACKSON STATE | | 12 | 2 | 2 | 1.000 | 0 | 0 | .000 | 1 | 2 | .5000 | 1 | 3 | 4 | 0 | 0 | 4 | 1 | 0 | 1 | 5 |
| KENTUCKY | | 15 | 2 | 4 | .500 | 0 | 2 | .000 | 0 | 0 | .000 | 2 | 2 | 4 | 2 | 0 | 4 | 0 | 3 | 0 | 4 |
| OHIO | | 11 | 0 | 2 | .000 | 0 | 0 | .000 | 0 | 0 | .000 | 0 | 1 | 1 | 1 | 0 | 2 | 0 | 0 | 0 | 0 |
| vs. Cincinnati | | 15 | 0 | 4 | .000 | 0 | 2 | .000 | 0 | 0 | .000 | 0 | 2 | 2 | 4 | 0 | 2 | 1 | 0 | 1 | 0 |
| EASTERN MICH. | | 19 | 4 | 6 | .666 | 3 | 4 | .750 | 0 | 0 | .000 | 2 | 4 | 6 | 2 | 0 | 5 | 1 | 0 | 3 | 11 |
| NJIT | | 12 | 0 | 2 | .000 | 0 | 2 | .000 | 0 | 0 | .000 | 1 | 0 | 1 | 2 | 0 | 6 | 2 | 0 | 0 | 0 |
| at Arkansas | | 8 | 0 | 2 | .000 | 0 | 1 | .000 | 0 | 0 | .000 | 0 | 0 | 0 | 2 | 0 | 2 | 0 | 0 | 1 | 0 |
| vs. Indiana | | 6 | 1 | 2 | .500 | 1 | 2 | .500 | 0 | 0 | .000 | 0 | 0 | 0 | 0 | 0 | 3 | 0 | 0 | 0 | 3 |
| MEMPHIS | | 8 | 1 | 2 | .500 | 0 | 1 | .000 | 0 | 0 | .000 | 0 | 2 | 2 | 1 | 0 | 1 | 1 | 0 | 0 | 2 |
| at Tennessee | | 4 | 0 | 0 | .000 | 0 | 0 | .000 | 0 | 0 | .000 | 0 | 0 | 0 | 1 | 0 | 0 | 1 | 0 | 0 | 0 |
| MONTANA | | 16 | 1 | 2 | .500 | 1 | 2 | .500 | 2 | 2 | 1.000 | 0 | 1 | 1 | 3 | 0 | 6 | 4 | 3 | 0 | 5 |
| at California* | | 13 | 0 | 4 | .000 | 0 | 2 | .000 | 0 | 0 | .000 | 1 | 3 | 4 | 3 | 0 | 4 | 1 | 0 | 0 | 0 |
| at Stanford* | | 13 | 0 | 0 | .000 | 0 | 0 | .000 | 0 | 0 | .000 | 0 | 4 | 4 | 3 | 0 | 3 | 3 | 0 | 1 | 0 |
| DUKE* | | 20 | 6 | 6 | 1.000 | 5 | 5 | 1.000 | 0 | 0 | .000 | 0 | 2 | 2 | 3 | 0 | 1 | 0 | 2 | 0 | 17 |
| BOSTON COLLEGE* | | 10 | 1 | 4 | .250 | 1 | 3 | .333 | 0 | 0 | .000 | 1 | 0 | 1 | 1 | 0 | 1 | 0 | 0 | 0 | 3 |
| VIRGINIA* | | 18 | 3 | 7 | .429 | 2 | 6 | .333 | 1 | 2 | .500 | 1 | 1 | 2 | 3 | 0 | 3 | 1 | 0 | 1 | 9 |
| at Pittsburgh* | | 16 | 3 | 4 | .750 | 3 | 4 | .750 | 0 | 0 | .000 | 0 | 2 | 2 | 2 | 0 | 4 | 0 | 0 | 0 | 9 |
| VIRGINIA TECH* | | 14 | 1 | 3 | .333 | 1 | 3 | .333 | 0 | 0 | .000 | 1 | 4 | 5 | 1 | 0 | 3 | 4 | 0 | 0 | 3 |
| at Duke* | | 11 | 1 | 3 | .333 | 1 | 3 | .333 | 0 | 0 | .000 | 1 | 0 | 1 | 4 | 0 | 1 | 1 | 0 | 0 | 3 |
| SMU* | | 14 | 3 | 4 | .750 | 2 | 3 | .666 | 0 | 0 | .000 | 0 | 0 | 0 | 4 | 0 | 2 | 1 | 1 | 1 | 8 |
| NOTRE DAME* | | | | | | | | | | | | | | | | | | | | | |
| at Wake Forest* | | | | | | | | | | | | | | | | | | | | | |
| NC STATE* | | | | | | | | | | | | | | | | | | | | | |
| vs. Baylor | | | | | | | | | | | | | | | | | | | | | |
| at SMU* | | | | | | | | | | | | | | | | | | | | | |
| GEORGIA TECH | | | | | | | | | | | | | | | | | | | | | |
| at North Carolina* | | | | | | | | | | | | | | | | | | | | | |
| at Clemson* | | | | | | | | | | | | | | | | | | | | | |
| SYRACUSE* | | | | | | | | | | | | | | | | | | | | | |
| at Miami* | | | | | | | | | | | | | | | | | | | | | |

GETTING TO KNOW ALY KHALIFA

- Full name is Aly Abdelrahman Aly Mohamed Khalifa... Son of Samia Mohamed and Abdelrahman Khalifa... Born November 22, 2001... Has one sibling: Nesma who played basketball at Cincinnati
- Graduated from the NBA Global Academy in 2020
- Graduated from BYU with a bachelor's degree in history
- Working to attain his master's of sport administration from UofL
- Outside of basketball, he enjoys playing PlayStation

- with his friends and hanging out with them and his girlfriend
- His personal goal at UofL is to win a national championship
- He chose the number 15 because his sister wore it all her life
- Says the best thing about being a Cardinal is interacting with the fanbase, his coaches and his teammates every day

SEASON/CAREER HIGHS

POINTS

Season 17 vs. Duke, 1/6/26
Career 27 at UTSA, 3/2/23*

REBOUNDS

Season 6 vs. Eastern Michigan, 11/24/25
Career 16 at Davidson, 11/29/22*

FIELD GOALS

Season 6 vs. Duke, 1/6/26
Career 10 at Western Kentucky, 1/21/23*

FIELD GOALS ATTEMPTED

Season 7 vs. Virginia, 1/13/26
Career 21 vs. Western Kentucky, 2/16/23*

THREE-POINT FIELD GOALS

Season 5 vs. Duke, 1/6/26
Career 6 vs. Western Kentucky, 2/16/23*

THREE-POINT FIELD GOALS ATTEMPTED

Season 6 vs. Virginia, 1/13/26
Career 14 vs. Western Kentucky, 02/16/23*

FREE THROWS

Season 2 vs. Montana, 12/20/25
Career 7 vs. Monmouth, 11/9/21*

FREE THROWS ATTEMPTED

Season 2, 3x, last vs. Virginia, 1/13/26
Career 8 vs. Monmouth, 11/9/21*

ASSISTS

Season 6, 2x, last vs. Montana, 12/20/25
Career 10 vs. Marshall, 2/5/22*

BLOCKED SHOTS

Season 3 vs. Eastern Michigan, 11/24/25
Career 4 vs. Drexel, 11/23/21*

STEALS

Season 3, 2x, last vs. Montana, 12/20/25
Career Same

MINUTES PLAYED

Season 20 vs. Duke, 1/6/26
Career 37, vs. UAB, 3/4/23*

*denotes career high from a previous school

ALY KHALIFA FILE

- Netted a perfect 5 for 5 shots beyond the arc against Duke on Jan. 6, scoring a season-high 17 points
- Scored 11 points, adding six boards, five assists and three blocks against EMU on Nov. 24
- Redshirted the 2024-25 season to rehabilitate a knee injury
- Played one season at BYU (2023-24) and two at Charlotte (2021-22, 2022-23)
- Started in 26 of 29 games for the Cougars in his junior season, averaging 5.7 points, 4.0 assists and 3.7 rebounds
- Shot 31.5% from downtown with 29 makes in 2023-24
- Logged 115 assists against just 32 turnovers, ranking first in the Big 12 and sixth in the nation (top amongst centers) in assist-to-turnover ratio

KHALIFA CAREER STATISTICS

| SEASON | TEAM | GP-GS | MIN/AVG | FG-FGA | FG% | 3FG-3FGA | 3FG% | FT-FTA | FT% | OFF | DEF | TOT | AVG | PF-FO | A | TO | BLK | STL | PTS | AVG |
|---------------|------|--------|-----------|---------|------|----------|------|--------|------|-----|-----|-----|-----|-------|-----|-----|-----|-----|-----|------|
| 2021-22 | CLT | 31-30 | 750/24.2 | 90-191 | .471 | 20-57 | .351 | 37-51 | .725 | 45 | 84 | 129 | 4.2 | 92-4 | 107 | 55 | 24 | 17 | 237 | 7.6 |
| 2022-23 | CLT | 34-34 | 972/28.6 | 159-311 | .511 | 48-126 | .381 | 32-43 | .744 | 58 | 156 | 214 | 6.3 | 69-0 | 93 | 55 | 22 | 22 | 398 | 11.7 |
| 2023-24 | BYU | 29-26 | 564/19.5 | 59-153 | .386 | 29-92 | .315 | 18-29 | .621 | 32 | 75 | 107 | 3.7 | 46-0 | 115 | 32 | 18 | 8 | 165 | 5.7 |
| 2025-26 | LOU | 21-0 | 265/12.6 | 29-64 | .453 | 20-45 | .444 | 4-6 | .667 | 11 | 33 | 44 | 2.1 | 43-0 | 58 | 20 | 9 | 9 | 82 | 3.9 |
| TOTAL FOR LOU | | 21-0 | 265/12.6 | 29-64 | .453 | 20-45 | .444 | 4-6 | .667 | 11 | 33 | 44 | 2.1 | 43-0 | 58 | 20 | 9 | 9 | 82 | 3.9 |
| TOTAL | | 115-90 | 2551/22.2 | 337-719 | .469 | 117-320 | .366 | 91-129 | .705 | 146 | 348 | 494 | 4.3 | 250-4 | 373 | 162 | 73 | 56 | 882 | 7.7 |



#33 WILL HANKE

FRESHMAN | GUARD | 6-4 | 200 | HS
LOUISVILLE, KY. (SAINT XAVIER HS)

| Opp. | GS | Min | FG | A | Pct | 3FG | A | Pct | FT | A | Pct | O | D | T | PF | FO | A | TO | S | B | Pts |
|--------------------|-----|-----|----|------|-------|-----|------|------|----|------|------|---|---|---|----|----|---|----|---|---|-----|
| SC STATE | | 2 | 0 | 0 | .000 | 0 | 0 | .000 | 0 | 0 | .000 | 0 | 0 | 0 | 1 | 0 | 0 | 0 | 0 | 0 | 0 |
| JACKSON STATE | | 1 | 0 | 0 | .000 | 0 | 0 | .000 | 0 | 0 | .000 | 0 | 0 | 0 | 0 | 0 | 0 | 0 | 0 | 0 | 0 |
| KENTUCKY | DNP | | | | | | | | | | | | | | | | | | | | |
| OHIO | 0+ | 0 | 0 | .000 | 0 | 0 | .000 | 0 | 0 | .000 | 0 | 0 | 0 | 0 | 0 | 0 | 0 | 0 | 0 | 0 | 0 |
| vs. Cincinnati | DNP | | | | | | | | | | | | | | | | | | | | |
| EASTERN MICH. | | 1 | 0 | 0 | .000 | 0 | 0 | .000 | 0 | 0 | .000 | 0 | 0 | 0 | 0 | 0 | 0 | 0 | 0 | 1 | 0 |
| NJIT | | 1 | 0 | 2 | .000 | 0 | 0 | .000 | 0 | 0 | .000 | 2 | 0 | 2 | 0 | 0 | 0 | 0 | 0 | 0 | 0 |
| at Arkansas | DNP | | | | | | | | | | | | | | | | | | | | |
| vs. Indiana | DNP | | | | | | | | | | | | | | | | | | | | |
| MEMPHIS | | 1 | 0 | 0 | .000 | 0 | 0 | .000 | 0 | 0 | .000 | 0 | 0 | 0 | 0 | 0 | 0 | 0 | 0 | 0 | 0 |
| at Tennessee | DNP | | | | | | | | | | | | | | | | | | | | |
| MONTANA | | 1 | 1 | 1 | 1.000 | 0 | 0 | .000 | 0 | 0 | .000 | 0 | 2 | 2 | 0 | 0 | 0 | 0 | 0 | 0 | 2 |
| at California* | DNP | | | | | | | | | | | | | | | | | | | | |
| at Stanford* | DNP | | | | | | | | | | | | | | | | | | | | |
| DUKE* | DNP | | | | | | | | | | | | | | | | | | | | |
| BOSTON COLLEGE* | DNP | | | | | | | | | | | | | | | | | | | | |
| VIRGINIA* | DNP | | | | | | | | | | | | | | | | | | | | |
| at Pittsburgh* | | 1 | 0 | 0 | .000 | 0 | 0 | .000 | 0 | 0 | .000 | 0 | 0 | 0 | 0 | 0 | 0 | 0 | 0 | 0 | 0 |
| VIRGINIA TECH* | DNP | | | | | | | | | | | | | | | | | | | | |
| at Duke* | DNP | | | | | | | | | | | | | | | | | | | | |
| SMU* | DNP | | | | | | | | | | | | | | | | | | | | |
| NOTRE DAME* | | | | | | | | | | | | | | | | | | | | | |
| at Wake Forest* | | | | | | | | | | | | | | | | | | | | | |
| NC STATE* | | | | | | | | | | | | | | | | | | | | | |
| vs. Baylor | | | | | | | | | | | | | | | | | | | | | |
| at SMU* | | | | | | | | | | | | | | | | | | | | | |
| GEORGIA TECH | | | | | | | | | | | | | | | | | | | | | |
| at North Carolina* | | | | | | | | | | | | | | | | | | | | | |
| at Clemson* | | | | | | | | | | | | | | | | | | | | | |
| SYRACUSE* | | | | | | | | | | | | | | | | | | | | | |
| at Miami* | | | | | | | | | | | | | | | | | | | | | |

SEASON/CAREER HIGHS

POINTS

Season 2 vs. Montana, 12/20/25
Career Same

REBOUNDS

Season 2, 2x, last vs. Montana, 12/20/25
Career Same

FIELD GOALS

Season 1 vs. Montana, 12/20/25
Career Same

FIELD GOALS ATTEMPTED

Season 2 vs. NJIT, 11/26/25
Career Same

THREE-POINT FIELD GOALS

Season
Career Same

THREE-POINT FIELD GOALS ATTEMPTED

Season
Career Same

FREE THROWS

Season
Career Same

FREE THROWS ATTEMPTED

Season
Career Same

ASSISTS

Season
Career Same

BLOCKED SHOTS

Season 1 vs. Eastern Michigan, 11/24/25
Career Same

STEALS

Season
Career Same

MINUTES PLAYED

Season 2 vs. South Carolina State, 11/3/25
Career Same

WILL HANKE FILE

- Scored his first collegiate points on Dec. 20 against Montana when he laid in a bucket in the waning seconds of the game
- Entered his first game as a Louisville Cardinal on Nov. 3 in the season opener against South Carolina State
- Graduated from St. Xavier High School in Louisville in 2025

GETTING TO KNOW WILL HANKE

- Born on Sept. 1, 2006... Parents are Allison and Troy... Has two siblings Emily and Caroline
- Major at UofL is accounting
- The greatest influence on his athletic career was his AAU coach Kenny Hodge
- The basketball player he admires the most is Draymond Green
- His hobbies outside of basketball are playing video games and walking his dog Lucy
- The athlete he most admires other than a basketball player is Chris Bumstead
- His personal goal at UofL is to win a national championship
- Best thing about being a Cardinal is the passion of Card Nation he said
- The best basketball advice he said he was ever given was "play off two feet"
- Chose to attend UofL because he grew up a fan and wanted to be a part of the ReviVILLE
- He wears his jersey number because he loved watching Jordan Nwora growing up
- His favorite moment in his athletic career is winning The King of the Bluegrass Tournament

HANKE CAREER STATISTICS

| SEASON | TEAM | GP-GS | MIN/AVG | FG-FGA | FG% | 3FG-3FGA | 3FG% | FT-FTA | FT% | OFF | DEF | TOT | AVG | PF-FO | A | TO | BLK | STL | PTS | AVG |
|---------|------|-------|---------|--------|------|----------|------|--------|------|-----|-----|-----|-----|-------|---|----|-----|-----|-----|-----|
| 2025-26 | LOU | 8-0 | 8/1.1 | 1-3 | .333 | 0-0 | .000 | 0-0 | .000 | 2 | 2 | 4 | 0.5 | 1-0 | 0 | 0 | 1 | 0 | 2 | 0.3 |
| TOTAL | | 8-0 | 8/1.1 | 1-3 | .333 | 0-0 | .000 | 0-0 | .000 | 2 | 2 | 4 | 0.5 | 1-0 | 0 | 0 | 1 | 0 | 2 | 0.3 |



#53 VANGELIS ZOUGRIS

JUNIOR | FORWARD/CENTER | 6-8 | 240 | HS
PERISTERI, GREECE

| Opp. | GS | Min | FG | A | Pct | 3FG | A | Pct | FT | A | Pct | O | D | T | PF | FO | A | TO | S | B | Pts |
|--------------------|----|-----|----|---|-------|-----|---|------|----|---|-------|---|---|---|----|----|---|----|---|---|-----|
| SC STATE | | 16 | 2 | 5 | .400 | 0 | 0 | .000 | 1 | 2 | .500 | 1 | 1 | 2 | 2 | 0 | 2 | 3 | 3 | 0 | 5 |
| JACKSON STATE | | 11 | 1 | 1 | 1.000 | 0 | 0 | .000 | 2 | 2 | 1.000 | 3 | 1 | 4 | 2 | 0 | 1 | 0 | 1 | 0 | 4 |
| KENTUCKY | | DNP | | | | | | | | | | | | | | | | | | | |
| OHIO | | 5 | 0 | 3 | .000 | 0 | 0 | .000 | 0 | 0 | .000 | 2 | 0 | 2 | 3 | 0 | 1 | 0 | 0 | 0 | 0 |
| vs. Cincinnati | | DNP | | | | | | | | | | | | | | | | | | | |
| EASTERN MICH. | | 7 | 0 | 0 | .000 | 0 | 0 | .000 | 0 | 0 | .000 | 1 | 1 | 2 | 3 | 0 | 0 | 1 | 0 | 1 | 0 |
| NJIT | | 10 | 1 | 1 | 1.000 | 0 | 0 | .000 | 0 | 0 | .000 | 5 | 1 | 6 | 1 | 0 | 1 | 0 | 0 | 0 | 2 |
| at Arkansas | | DNP | | | | | | | | | | | | | | | | | | | |
| vs. Indiana | | DNP | | | | | | | | | | | | | | | | | | | |
| MEMPHIS | | 8 | 1 | 1 | 1.000 | 0 | 0 | .000 | 0 | 0 | .000 | 1 | 2 | 3 | 2 | 0 | 0 | 0 | 0 | 0 | 2 |
| at Tennessee | | 8 | 1 | 1 | 1.000 | 0 | 0 | .000 | 0 | 1 | .000 | 0 | 0 | 0 | 1 | 0 | 1 | 0 | 0 | 0 | 2 |
| MONTANA | | 8 | 1 | 2 | .500 | 0 | 0 | .000 | 1 | 2 | .500 | 3 | 2 | 5 | 3 | 0 | 1 | 2 | 0 | 0 | 3 |
| at California* | | 3 | 0 | 1 | .000 | 0 | 0 | .000 | 0 | 0 | .000 | 0 | 0 | 0 | 3 | 0 | 0 | 1 | 0 | 0 | 0 |
| at Stanford* | | DNP | | | | | | | | | | | | | | | | | | | |
| DUKE* | | DNP | | | | | | | | | | | | | | | | | | | |
| BOSTON COLLEGE* | | 3 | 1 | 1 | 1.000 | 0 | 0 | .000 | 1 | 1 | 1.000 | 0 | 1 | 1 | 0 | 0 | 0 | 0 | 0 | 0 | 3 |
| VIRGINIA* | | DNP | | | | | | | | | | | | | | | | | | | |
| at Pittsburgh* | | 15 | 2 | 2 | 1.000 | 0 | 0 | .000 | 4 | 5 | .800 | 1 | 4 | 5 | 1 | 0 | 2 | 1 | 0 | 0 | 8 |
| VIRGINIA TECH* | | 7 | 0 | 3 | .000 | 0 | 0 | .000 | 0 | 0 | .000 | 3 | 1 | 4 | 1 | 0 | 0 | 2 | 0 | 1 | 0 |
| at Duke* | | 10 | 0 | 0 | .000 | 0 | 0 | .000 | 0 | 0 | .000 | 0 | 1 | 1 | 3 | 0 | 0 | 2 | 1 | 1 | 0 |
| SMU* | | 8 | 0 | 0 | .000 | 0 | 0 | .000 | 0 | 0 | .000 | 2 | 1 | 3 | 2 | 0 | 1 | 1 | 0 | 0 | 0 |
| NOTRE DAME* | | | | | | | | | | | | | | | | | | | | | |
| at Wake Forest* | | | | | | | | | | | | | | | | | | | | | |
| NC STATE* | | | | | | | | | | | | | | | | | | | | | |
| vs. Baylor | | | | | | | | | | | | | | | | | | | | | |
| at SMU* | | | | | | | | | | | | | | | | | | | | | |
| GEORGIA TECH | | | | | | | | | | | | | | | | | | | | | |
| at North Carolina* | | | | | | | | | | | | | | | | | | | | | |
| at Clemson* | | | | | | | | | | | | | | | | | | | | | |
| SYRACUSE* | | | | | | | | | | | | | | | | | | | | | |
| at Miami* | | | | | | | | | | | | | | | | | | | | | |

GETTING TO KNOW VANGELIS ZOUGRIS

- Born on Oct. 14, 2004... To parents Panagiotis & Vasiliki... Brother to Anastasia, Dionisios, Dimitrios and Myrsini
 - Major at UofL is Finance and Accounting
 - Graduated from 13o Gymnasio Peristeriou high school in 2022
 - He played soccer up until he was 15 years old
 - Will face former teammate Neoklis Avdalas who plays for Virginia
 - Personal goal at UofL is to win a National Championship
 - The best thing about being a Cardinal is the winning culture
- He chose to attend Louisville because "Basketball here is more than a game! I love the culture and that everybody's goal is to win."
 - He wears No. 53 for his grandfather that passed away
 - The best athlete he's ever faced is Giannis Antetokounmpo
 - Says if a movie was made about his life, Cillian Murphy would play him
 - The athlete he most admires outside of basketball is Lionel Messi
 - Outside of basketball, he reads books in his spare time

SEASON/CAREER HIGHS

| | |
|-----------------------------------|--------------------------------------|
| POINTS | |
| Season | 8 at Pitt, 1/17/26 |
| Career | Same |
| REBOUNDS | |
| Season | 6 vs. NJIT, 11/26/25 |
| Career | Same |
| FIELD GOALS | |
| Season | 2, 2x, last at Pitt, 1/17/26 |
| Career | Same |
| FIELD GOALS ATTEMPTED | |
| Season | 5 vs. South Carolina State, 11/3/25 |
| Career | Same |
| THREE-POINT FIELD GOALS | |
| Season | |
| Career | Same |
| THREE-POINT FIELD GOALS ATTEMPTED | |
| Season | |
| Career | Same |
| FREE THROWS | |
| Season | 4 at Pitt, 1/17/26 |
| Career | Same |
| FREE THROWS ATTEMPTED | |
| Season | 5 at Pitt, 1/17/26 |
| Career | Same |
| ASSISTS | |
| Season | 2, 2x, last at Pitt, 1/17/26 |
| Career | Same |
| BLOCKED SHOTS | |
| Season | 1, 3x, last at Duke, 1/26/26 |
| Career | Same |
| STEALS | |
| Season | 3 vs. South Carolina State, 11/3/25 |
| Career | Same |
| MINUTES PLAYED | |
| Season | 16 vs. South Carolina State, 11/3/25 |
| Career | Same |

*denotes career high from previous school

VANGELIS ZOUGRIS FILE

- Played for 15 minutes at Pitt, scoring a career-high eight points to go along with five boards and two assists
- Scored five points and grabbed three steals in his Louisville debut on Nov. 3 against SC State
- Joined Louisville after spending four seasons with Peristeri Athens in the Greek Basketball League
- Competed with the Greek national team on numerous occasions
- Competed with the junior national team for many years before moving to the senior national team in 2023
- Earned All-Tournament team honors in 2023 and 2024 while competing in European FIBA events
- Averaged 6.6 points and 4.4 rebounds across 27 contests in 2024-25 with Peristeri

ZOUGRIS CAREER STATISTICS

| SEASON | TEAM | GP-GS | MIN/AVG | FG-FGA | FG% | 3FG-3FGA | 3FG% | FT-FTA | FT% | OFF | DEF | TOT | AVG | PF-FO | A | TO | BLK | STL | PTS | AVG |
|---------|------|-------|---------|--------|------|----------|------|--------|------|-----|-----|-----|-----|-------|----|----|-----|-----|-----|-----|
| 2025-26 | LOU | 14-0 | 120/8.5 | 10-21 | .476 | 0-0 | .000 | 9-13 | .692 | 22 | 16 | 38 | 2.7 | 27-0 | 10 | 13 | 3 | 5 | 29 | 2.1 |
| TOTAL | | 14-0 | 120/8.5 | 10-21 | .476 | 0-0 | .000 | 9-13 | .692 | 22 | 16 | 38 | 2.7 | 27-0 | 10 | 13 | 3 | 5 | 29 | 2.1 |



#55 SPENCER LEGG

SENIOR | GUARD | 6-7 | 200 | 1L
WASHINGTON, D.C. (CHARLESTON)

| Opp. | GS | Min | FG | A | Pct | 3FG | A | Pct | FT | A | Pct | O | D | T | PF | FO | A | TO | S | B | Pts |
|--------------------|----|-----|----|---|-------|-----|---|------|----|---|-------|---|---|---|----|----|---|----|---|---|-----|
| SC STATE | | 2 | 0 | 1 | .000 | 0 | 1 | .000 | 0 | 0 | .000 | 0 | 1 | 1 | 0 | 0 | 0 | 1 | 0 | 0 | 0 |
| JACKSON STATE | | 1 | 0 | 0 | .000 | 0 | 0 | .000 | 2 | 2 | 1.000 | 0 | 0 | 0 | 0 | 0 | 0 | 0 | 0 | 0 | 2 |
| KENTUCKY | | DNP | | | | | | | | | | | | | | | | | | | |
| OHIO | | 0+ | 0 | 0 | .000 | 0 | 0 | .000 | 0 | 0 | .000 | 0 | 0 | 0 | 0 | 0 | 0 | 0 | 0 | 0 | 0 |
| vs. Cincinnati | | DNP | | | | | | | | | | | | | | | | | | | |
| EASTERN MICH. | | 1 | 0 | 0 | .000 | 0 | 0 | .000 | 0 | 0 | .000 | 0 | 0 | 0 | 0 | 0 | 0 | 0 | 0 | 0 | 0 |
| NJIT | | 1 | 1 | 1 | 1.000 | 0 | 0 | .000 | 0 | 0 | .000 | 1 | 0 | 1 | 0 | 0 | 0 | 1 | 0 | 0 | 2 |
| at Arkansas | | DNP | | | | | | | | | | | | | | | | | | | |
| vs. Indiana | | DNP | | | | | | | | | | | | | | | | | | | |
| MEMPHIS | | 1 | 0 | 1 | .000 | 0 | 1 | .000 | 0 | 0 | .000 | 0 | 0 | 0 | 0 | 0 | 0 | 1 | 0 | 0 | 0 |
| at Tennessee | | DNP | | | | | | | | | | | | | | | | | | | |
| MONTANA | | 1 | 0 | 0 | .000 | 0 | 0 | .000 | 0 | 0 | .000 | 1 | 0 | 1 | 0 | 0 | 2 | 0 | 0 | 0 | 0 |
| at California* | | DNP | | | | | | | | | | | | | | | | | | | |
| at Stanford* | | DNP | | | | | | | | | | | | | | | | | | | |
| DUKE* | | DNP | | | | | | | | | | | | | | | | | | | |
| BOSTON COLLEGE* | | DNP | | | | | | | | | | | | | | | | | | | |
| VIRGINIA* | | DNP | | | | | | | | | | | | | | | | | | | |
| at Pittsburgh* | | DNP | | | | | | | | | | | | | | | | | | | |
| VIRGINIA TECH* | | DNP | | | | | | | | | | | | | | | | | | | |
| at Duke* | | DNP | | | | | | | | | | | | | | | | | | | |
| SMU* | | DNP | | | | | | | | | | | | | | | | | | | |
| NOTRE DAME* | | | | | | | | | | | | | | | | | | | | | |
| at Wake Forest* | | | | | | | | | | | | | | | | | | | | | |
| NC STATE* | | | | | | | | | | | | | | | | | | | | | |
| vs. Baylor | | | | | | | | | | | | | | | | | | | | | |
| at SMU* | | | | | | | | | | | | | | | | | | | | | |
| GEORGIA TECH | | | | | | | | | | | | | | | | | | | | | |
| at North Carolina* | | | | | | | | | | | | | | | | | | | | | |
| at Clemson* | | | | | | | | | | | | | | | | | | | | | |

GETTING TO KNOW SPENCER LEGG

- Born October 25, 2001... Son of Elizabeth and Jonathan Legg... Has two sisters, Bramley and Avery... Graduated from Woodberry Forest in 2021
- Majoring in Sociology
- His father Jonathan played right guard at William and Mary from 1985-1988
- His personal goal at UoFL is: "To excel on the basketball court while making a meaningful impact off the court through my foundation, Collegiate Champion

Diabetes Educators (CCDE). I'm committed to inspiring and supporting type one diabetic athletes and children, showing them that they can achieve their dreams while managing their condition. Balancing my passion for basketball with my mission to give back is at the heart of my journey at UoFL."

- Says the best thing about being a Cardinal is the fanbase

SEASON/CAREER HIGHS

POINTS

Season 2, 2x, last vs. NJIT, 11/26/25
Career 3, 3x, last at Hampton, 1/25/24*

REBOUNDS

Season 1, 3x, last vs. Montana, 12/20/25
Career 2 vs. Monmouth, 3/10/24*

FIELD GOALS

Season 1 vs. NJIT, 11/26/25
Career 1, 4x, last vs. NJIT, 11/26/25

FIELD GOALS ATTEMPTED

Season 1, 3x, last vs. Memphis, 12/13/25
Career 2 vs. Montreat, 12/29/23*

THREE-POINT FIELD GOALS

Season
Career 1, 3x, last vs. #14/15 Indiana, 11/27/24

THREE-POINT FIELD GOALS ATTEMPTED

Season 1, 2x, last vs. Memphis, 12/13/25
Career 1, 6x, last vs. Memphis, 12/13/25

FREE THROWS

Season 2 vs. Jackson State, 11/6/25
Career 3 vs. Montreat, 12/29/23*

FREE THROWS ATTEMPTED

Season 2 vs. Jackson State, 11/6/25
Career 4 vs. Montreat, 12/29/23*

ASSISTS

Season 2 vs. Montana, 12/20/25
Career Same

BLOCKED SHOTS

Season
Career Same

STEALS

Season
Career 1 vs. Stony Brook, 3/5/23*

MINUTES PLAYED

Season 2 vs. South Carolina State, 11/3/25
Career 4 vs. Stony Brook, 2/25/23*

*denotes career high from previous school

SPENCER LEGG FILE

- Notched his first two collegiate assists on Dec. 20 against Montana, assisting on buckets for teammates Cole Sherman and Will Hanke
- Played for two seasons for Coach Kelsey at the College of Charleston
- Appeared in 17 games for the Cougars
- Scored his first collegiate career points at Northeastern on February 13, 2023
- Played at St. Stephen's and St. Agne's school under Coach Mike Jones where they won the conference championship in his sophomore season
- Played at Woodberry Forest under Craig Dawson, leading the Tigers in rebounds and assists that season before transferring to IMG Academy under Coach Chad Meyers

LEGG CAREER STATISTICS

| SEASON | TEAM | GP-GS | MIN/AVG | FG-FGA | FG% | 3FG-3FGA | 3FG% | FT-FTA | FT% | OFF | DEF | TOT | AVG | PF-FO | A | TO | BLK | STL | PTS | AVG |
|---------------|------|-------|---------|--------|------|----------|------|--------|-------|-----|-----|-----|-----|-------|---|----|-----|-----|-----|-----|
| 2022-23 | CC | 10-0 | 16/1.6 | 2-6 | .333 | 1-2 | .500 | 0-0 | .000 | 0 | 1 | 1 | 0.1 | 1-0 | 0 | 1 | 0 | 1 | 5 | 0.5 |
| 2023-24 | CC | 7-0 | 10/1.4 | 1-5 | .200 | 1-2 | .500 | 3-4 | .750 | 2 | 0 | 2 | 0.3 | 3-0 | 0 | 0 | 0 | 0 | 6 | 0.9 |
| 2024-25 | LOU | 9-0 | 8/0.8 | 0-1 | .000 | 0-0 | .000 | 0-0 | .000 | 0 | 1 | 1 | 0.1 | 0-0 | 0 | 0 | 0 | 0 | 0 | 0.0 |
| 2025-26 | LOU | 7-0 | 7/1.0 | 1-3 | .333 | 0-2 | .000 | 2-2 | 1.000 | 2 | 1 | 3 | 0.4 | 0-0 | 2 | 3 | 0 | 0 | 4 | 0.6 |
| TOTAL FOR LOU | | 16-0 | 14/0.9 | 1-4 | .250 | 0-2 | .000 | 2-2 | 1.000 | 2 | 2 | 4 | 0.3 | 0-0 | 2 | 3 | 0 | 0 | 4 | 0.3 |
| TOTAL | | 33-0 | 40/1.2 | 4-15 | .267 | 2-6 | .333 | 5-6 | .833 | 4 | 3 | 7 | 0.2 | 4-0 | 2 | 4 | 0 | 1 | 15 | 0.5 |

GAME-BY-GAME STORYLINES

OCTOBER 24, 2025 | KANSAS 90, LOUISVILLE 82 (EXHIBITION) | LOUISVILLE, KY.

- UofL played 10 players in the first team outing in the exhibition contest against Kansas; the Cardinals outrebounded the Jayhawks 47-34
- Kansas shot 50.0% from the floor, netting 28 of 56 attempts
- Ryan Conwell led the Cardinals in scoring with 26 points, going 9 of 12 from the charity stripe
- Kansas' Darryn Peterson scored 26 points on the night, with 24 of those coming in the first half

OCTOBER 28, 2025 | LOUISVILLE 99, BUCKNELL 76 (EXHIBITION) | LOUISVILLE, KY.

- Louisville shot 50% from the 3-point line, netting 23 of 46 attempts, which would've been a new program record
- The Cardinals logged 26 assists on 31 field goals in total
- Mikel Brown Jr. paced the Cardinals with 28 points, going 8 of 11 from long range; he added on six assists and four boards
- Ruot Bijek of Bucknell had 15 points, three rebounds and three steals

NOVEMBER 3, 2025 | NO. 11/11 LOUISVILLE 104, SOUTH CAROLINA STATE 45 | LOUISVILLE, KY

- The Cardinals led by 44 points at halftime (59-15), the largest halftime lead in program history
- Louisville's 59-point victory was the sixth-largest margin of victory in program history - and the largest since Nov. 24, 2014 against Savannah State
- Louisville held South Carolina State to just 22.8% from the field, the lowest opponent field goal percentage against the Cardinals since Nov. 13, 2015 when Samford shot 21.0%
- Khani Rooths led the Cards in scoring for the first time in his career with a career-high 20 points

NOVEMBER 6, 2025 | NO. 11/11 LOUISVILLE 106, JACKSON STATE 70 | LOUISVILLE, KY

- Louisville outscored the Tigers in the paint 50-26 and outrebounded them 49-29
- There were four Cardinals in double-figure scoring: Khani Rooths (16), Sananda Fru (12), Mikel Brown Jr. (18) and Ryan Conwell (19)
- Khani Rooths notched a double-double with 16 points and 10 boards
- Jackson State had two double-figure scorers: Jayme Mitchell Jr. (20) and Daeshun Ruffin (22)

NOVEMBER 11, 2025 | NO. 12/12 LOUISVILLE 96, NO. 9/8 KENTUCKY 88 | LOUISVILLE, KY

- Louisville led for 37:51 of the game, pushing its advantage to as high as 20 points at one time in the second half
- The Cardinals forced 14 Wildcat turnovers and scored 19 points off of those miscues
- Louisville logged 20 assists on 31 buckets against just six turnovers
- Attendance for the evening was 22,856, Louisville's largest crowd since March 4, 2017
- Mikel Brown Jr. led the Cards in scoring with 29 points; Ryan Conwell added a second 20-point scorer on the roster with 24 points of his own
- Kentucky's Denzel Aberdeen scored 26 points, going 10 of 20 from the floor

NOVEMBER 15, 2025 | NO. 12/12 LOUISVILLE 106, OHIO 81 | LOUISVILLE, KY

- Louisville scored 59 points in the first half for the second time this season
- The Cards had six players in double figures for the first time since February 2024
- This was the third game this season Louisville has scored 100+ points, the first time since the 2010-11 season that Louisville has had three or more games past the century mark
- Ryan Conwell led Louisville in scoring with 22 points on 7 of 14 shooting, including a 5 of 10 mark beyond the arc

NOVEMBER 21, 2025 | NO. 6 LOUISVILLE 74, CINCINNATI 64 | CINCINNATI, OHIO

- Louisville moved to 5-0 on the year, the program's best start since the 2019-20 season
- There were four lead changes and four ties throughout the game - Louisville overcame its largest deficit up to this point in the year of 11 points
- The Cardinals had two 20-plus point scorers: Ryan Conwell scored 25 while Mikel Brown Jr. scored 22
- Cincinnati was paced by Day Day Thomas and Shon Abaev who both had 12 points apiece

NOVEMBER 24, 2025 | NO. 6/5 LOUISVILLE 87, EASTERN MICHIGAN 46 | LOUISVILLE, KY.

- Louisville's bench outscored the Eagles' starters - the Cardinals' reserves scored 38 points while Eastern Michigan's starters combined for 35
- Aly Khalifa filled his stat line with 11 points, six rebounds, five assists and three blocks in 19 minutes on the floor
- Isaac McKneely led Louisville scorers for the first time in his career with 17 points on 6 of 10 from the floor; he was 5 of 9 beyond the arc
- EMU's Mohammad Habbab notched a double-double with 12 points and 11 boards; the first double-double UofL has allowed all season

NOVEMBER 26, 2025 | NO. 6/5 LOUISVILLE 104, NJIT 47 | LOUISVILLE, KY.

- Louisville netted 20 3-pointers, the second-most in a single game in program history
- The 47-point victory led to the first time Louisville has logged back-to-back 40-point wins since 2012-13
- Ryan Conwell recorded 32 points, nine rebounds and six assists; he is the only DI player since at least 2010-11 to have those marks or better in 24 minutes or less
- Conwell outscored the Highlanders starters all by himself; he scored 32 while the NJIT starters had 28 points
- The rebounding margin of 38 (59-21) was the largest in program history
- NJIT didn't have a single double-digit scorer or rebounder on their team

DECEMBER 3, 2025 | NO. 25/23 ARKANSAS 89, NO. 6/6 LOUISVILLE 80 | FAYETTEVILLE, ARK.

- Louisville never led in the game, trailing by as many as 20 early in the second half, eventually cutting it to five but never closer
- Arkansas scored 27 second chance points on 18 offensive boards
- Mikel Brown Jr. scored 22 points while Sananda Fru was efficient with 14 on 7 of 9 shooting, tagging it with eight rebounds
- The Razorbacks had three scorers with 17 or more: Trevon Brazile (21), Darius Acuff (17) and Meleek Thomas (17); Acuff had a double-double with 10 assists

DECEMBER 6, 2025 | NO. 6/6 LOUISVILLE 87, NO. 22/19 INDIANA 78 | INDIANAPOLIS, IND.

- Ryan Conwell led Louisville in scoring in his homecoming game, scoring 21 points; he added in four boards, two assists, a steal and a block
- Louisville had five double-figure scorers: Conwell (21), Hadley (15), McKneely (15), Fru (12) and Rodgers (12)
- The Cardinals made more free throws (24) than the Hoosiers attempted (19), despite only a two-foul differential
- Indiana's Tucker DeVries stuffed the stat sheet with 26 points, five boards and an assist

DECEMBER 13, 2025 | NO. 11/11 LOUISVILLE 99, MEMPHIS 73 | LOUISVILLE, KY.

- Louisville had six players in double figures for the second time this season
- The Cardinals went 18 of 35 from the arc, with 18 of their 30 total makes coming from long range; Louisville assisted on 24 of those 30 makes
- Louisville's bench outscored Memphis' 44-24; the bench points came at the hands of Adrian Wooley (15), Khani Rooths (10), Kasean Pryor (11), Vangelis Zougris (2), Kobe Rodgers (4) and Aly Khalifa (2)
- Memphis had three players in double figures: Hasan Abdul Hakim (18), Dug McDaniel (16), Sincere Parker (12)

GAME-BY-GAME STORYLINES (continued)

DECEMBER 16, 2025 | NO. 20/23 TENNESSEE 83, NO. 11/11 LOUISVILLE 62 | KNOXVILLE, TENN.

- Tennessee's bench outscored Louisville's 34-3
- UofL freshman guard Mikel Brown Jr. was a gametime decision and was out due to a lower back injury
- Louisville's Adrian Wooley earned the start and scored 19 points on 6 of 13 shooting; Ryan Conwell led the team in scoring for the seventh time this season with 22 points
- Ja'Kobi Gillespie of Tennessee was the high scorer of the game with 23 points

DECEMBER 20, 2025 | NO. 11/11 LOUISVILLE 94, MONTANA 54 | LOUISVILLE, KY.

- The Cardinals dominated the glass, outrebounding the Grizzlies 48-25
- Louisville was missing both its starting point guard, Mikel Brown Jr. (back) and back up point guard, Kobe Rodgers (concussion protocol)
- Sananda Fru led the Cards in scoring for the first time in his collegiate career with 18 points; he also had the most boards on the floor with eight
- Montana's Grant Kempley was the top scorer for the Grizzlies with 15 points

DECEMBER 30, 2025 | NO. 16/13 LOUISVILLE 90, CALIFORNIA 70 | BERKELEY, CALIF.

- Sananda Fru logged the Cardinals' first double-double since the first week of the season, scoring 13 points and pulling down 14 boards
- Louisville dominated on the glass, outrebounding the Golden Bears 50-31 with a 15-8 mark on the offensive glass
- UofL's starting five contributed 82 of its 90 points in all, with two 20-point scorers in Ryan Conwell (26) and Adrian Wooley (21)
- California was led in scoring by Chris Bell (20 points) and in rebounding by Lee Dort (9 boards)

JANUARY 2, 2026 | STANFORD 80, NO. 16/13 LOUISVILLE 76 | STANFORD, CALIF.

- Louisville suffered its first loss to an unranked team this season
- The Cardinals shot just 22.2% from the 3-point line, netting six triples
- There were four Cardinals in double figure scoring: Ryan Conwell (18), Isaac McKneely (17), Sananda Fru (15), J'Vonne Hadley (14)
- Ebuka Okorie of Stanford went 9 of 18 from the floor, scoring 28 points on Louisville

JANUARY 6, 2026 | NO. 6/6 DUKE 84, NO. 20/18 LOUISVILLE 73 | LOUISVILLE, KY.

- Despite Louisville holding a nine-point lead at halftime, the Blue Devils outscored the Cards 46-26 in the second half on their way to victory
- Duke outscored Louisville in the paint 40-26, scoring 16 total points off 14 UofL miscues
- UofL's Aly Khalifa went a perfect 5 for 5 from the arc while Ryan Conwell led Louisville in scoring with 24 points
- Duke had three 20-point scorers in Cameron Boozer (27), Isaiah Evans (23) and Caleb Foster (20)

JANUARY 10, 2026 | NO. 20/18 LOUISVILLE 75, BOSTON COLLEGE 62 | LOUISVILLE, KY.

- Despite missing two starting guards in Ryan Conwell and Mikel Brown Jr., the rest of the Louisville squad stepped up to defeat Boston College 75-62
- Sananda Fru notched his second double-double of the season with a career-high 19 points and 13 boards
- It was the first time Louisville had two double-digit rebounders in over a year as Khani Rooths added in 11 rebounds
- Fred Payne led the Eagles in scoring with 22 points; there were four Boston College players in double figure scoring

JANUARY 13, 2026 | NO. 16/16 VIRGINIA 79, NO. 20/19 LOUISVILLE 70 | LOUISVILLE, KY.

- Virginia led the entire game from start to finish, gaining as large a lead as 15 points with just over 12 minutes to go in the game
- Both teams shot under 40% from the floor, but Virginia shot better from the arc at 41.2%
- Louisville was led in scoring by Isaac McKneely who had his first 20-point game in a Cardinal uniform, scoring 23 points
- The Cavaliers had three players with 15 points or more

JANUARY 17, 2026 | NO. 20/19 LOUISVILLE 100, PITTSBURGH 59 | PITTSBURGH, PA.

- Louisville scored 100 points on the road for the first time in nine years, the last time also being at Pittsburgh in 2017
- The Cardinals were led in scoring by Ryan Conwell with 24 points, but had five players in double figure scoring overall
- UofL also had four different players with at least five boards apiece
- Pitt only had one player reach double figure scoring as Brandin Cummings scored 11 points

JANUARY 24, 2026 | NO. 23/21 LOUISVILLE 85, VIRGINIA TECH 71 | LOUISVILLE, KY.

- Mikel Brown Jr. returned to the court after missing eight games (six weeks) of action and had a team-high 20 points to go along with six assists
- The Cards outrebounded the Hokies 44-31, pulling down 15 offensive boards
- Virginia Tech made 16 3-pointers, shooting 53.3% from the arc; it was the first time any team has made at least 15 3's against the Cardinals in nearly two years
- The Hokies were led in rebounding by Amani Hansberry (7 rebounds) and in scoring by Jailen Bedford (24 points)

JANUARY 26, 2026 | NO. 4/4 DUKE 83, NO. 20/20 LOUISVILLE 52 | DURHAM, N.C.

- Duke outrebounded Louisville 47-26; the Blue Devils pulled down 15 offensive boards
- The Cardinals were led in scoring by Ryan Conwell with 18 points on 7 of 14 shooting
- Four Blue Devils were in double-figure scoring: Cameron Boozer (19); Patrick Ngongba (15); Isaiah Evans (15); Nikolas Khamenia (14)

JANUARY 31, 2026 | NO. 20/20 LOUISVILLE 88, SMU 74 | LOUISVILLE, KY.

- Louisville's bench outscored SMU's 47-5
- There were five Cardinals in double-figure scoring: Mikel Brown Jr. (20), Isaac McKneely (14), Khani Rooths (12), Ryan Conwell (12), J'Vonne Hadley (10)
- After missing four games, Rooths returned to action with a double-double, adding 10 rebounds to his 12 points
- The Cardinals assisted 20 times on 31 buckets
- SMU's Boopie Miller scored 20 points and the Mustangs had three others in double-figure scoring

2025-26 RESULTS

| DATE | OPPONENT | SCORE (UL-OPP) | ATTENDANCE | UOFL HIGH POINTS | UOFL HIGH REBOUNDS | OPP HIGH POINTS |
|-------|--------------------|----------------|------------|----------------------|--------------------------------|-------------------------|
| 11/3 | SOUTH CAROLINA ST. | 104-45 | 14,218 | Khani Rooths (20) | J'Vonne Hadley (9) | Rayniel Wright (11) |
| 11/6 | JACKSON STATE | 106-70 | 14,412 | Ryan Conwell (19) | Khani Rooths (10) | Daeshun Ruffin (22) |
| 11/11 | KENTUCKY | 96-88 | 22,586 | Mikel Brown Jr. (29) | J'Vonne Hadley (8) | Denzel Aberdeen (26) |
| 11/15 | OHIO | 106-81 | 14,889 | Ryan Conwell (22) | Conwell, McKneely, Wooley (6) | Jackson Paveletzke (28) |
| 11/21 | vs. Cincinnati | 74-64 | 8,507 | Ryan Conwell (25) | Brown Jr., Conwell, Rooths (5) | Thomas, Abaev (12) |
| 11/24 | EASTERN MICHIGAN | 87-46 | 13,832 | Isaac McKneely (17) | Khani Rooths (8) | M. Habhab (12) |
| 11/26 | NJIT | 104-47 | 13,825 | Ryan Conwell (32) | Conwell, Rodgers (9) | Quentin Duncan (9) |
| 12/3 | at Arkansas | 80-89 | 19,600 | Mikel Brown Jr. (22) | Sananda Fru (8) | Trevon Brazile (21) |
| 12/6 | vs. Indiana | 87-78 | 18,777 | Ryan Conwell (21) | Sananda Fru (7) | Tucker DeVries (26) |
| 12/13 | MEMPHIS | 99-73 | 16,355 | Ryan Conwell (17) | Khani Rooths (8) | H. Abdul Hakim (18) |
| 12/16 | at Tennessee | 62-83 | 21,678 | Ryan Conwell (22) | Sananda Fru/Ryan Conwell (5) | Ja'Kobi Gillespie (23) |
| 12/20 | MONTANA | 94-54 | 14,076 | Sananda Fru (18) | Sananda Fru (8) | Grant Kepley (15) |
| 12/30 | at California* | 90-70 | 6,012 | Ryan Conwell (26) | Sananda Fru (14) | Chris Bell (20) |
| 1/2 | at Stanford* | 76-80 | 4,172 | Ryan Conwell (18) | Sananda Fru (8) | Ebuka Okorie (28) |
| 1/6 | DUKE* | 73-84 | 17,656 | Ryan Conwell (24) | Ryan Conwell (7) | Cameron Boozer (27) |
| 1/10 | BOSTON COLLEGE* | 75-62 | 14,585 | Sananda Fru (19) | Sananda Fru (13) | Fred Payne (22) |
| 1/13 | VIRGINIA* | 70-79 | 14,697 | Isaac McKneely (23) | Ryan Conwell (7) | Malik Thomas (19) |
| 1/17 | at Pittsburgh* | 100-59 | 6,070 | Ryan Conwell (24) | J'Vonne Hadley (7) | B. Cummings (11) |
| 1/24 | VIRGINIA TECH* | 85-71 | 14,907 | Mikel Brown Jr. (20) | Sananda Fru (10) | Jailen Bedford (24) |
| 1/26 | at Duke* | 52-83 | 9,314 | Ryan Conwell (18) | J'Vonne Hadley (5) | Cameron Boozer (19) |
| 1/31 | SMU* | 88-74 | 14,847 | Mikel Brown Jr. (20) | Khani Rooths (10) | Boopie Miller (20) |
| 2/4 | NOTRE DAME* | | | | | |
| 2/7 | at Wake Forest* | | | | | |
| 2/9 | NC STATE* | | | | | |
| 2/14 | vs. Baylor | | | | | |
| 2/17 | at SMU* | | | | | |
| 2/21 | GEORGIA TECH* | | | | | |
| 2/23 | at North Carolina* | | | | | |
| 2/28 | at Clemson* | | | | | |
| 3/3 | SYRACUSE* | | | | | |
| 3/7 | at Miami* | | | | | |

2025-26 GAME-BY-GAME STARTING LINEUPS

| DATE | OPPONENT | G | G | G | G/F | F | RECORD# |
|-------|--------------------|-----------------|----------------|---------------|----------------|-------------|---------|
| 11/3 | SOUTH CAROLINA ST. | Mikel Brown Jr. | Isaac McKneely | Ryan Conwell | J'Vonne Hadley | Sananda Fru | 1-0 |
| 11/6 | JACKSON STATE | Mikel Brown Jr. | Isaac McKneely | Ryan Conwell | Khani Rooths | Sananda Fru | 1-0 |
| 11/11 | KENTUCKY | Mikel Brown Jr. | Isaac McKneely | Ryan Conwell | Khani Rooths | Sananda Fru | 2-0 |
| 11/15 | OHIO | Mikel Brown Jr. | Isaac McKneely | Ryan Conwell | J'Vonne Hadley | Sananda Fru | 2-0 |
| 11/21 | vs. Cincinnati | Mikel Brown Jr. | Isaac McKneely | Ryan Conwell | J'Vonne Hadley | Sananda Fru | 3-0 |
| 11/24 | EASTERN MICHIGAN | Mikel Brown Jr. | Isaac McKneely | Ryan Conwell | J'Vonne Hadley | Sananda Fru | 4-0 |
| 11/26 | NJIT | Mikel Brown Jr. | Isaac McKneely | Ryan Conwell | J'Vonne Hadley | Sananda Fru | 5-0 |
| 12/3 | at Arkansas | Mikel Brown Jr. | Isaac McKneely | Ryan Conwell | J'Vonne Hadley | Sananda Fru | 5-1 |
| 12/6 | vs. Indiana | Mikel Brown Jr. | Isaac McKneely | Ryan Conwell | J'Vonne Hadley | Sananda Fru | 6-1 |
| 12/13 | MEMPHIS | Mikel Brown Jr. | Isaac McKneely | Ryan Conwell | J'Vonne Hadley | Sananda Fru | 7-1 |
| 12/16 | at Tennessee | Ryan Conwell | Isaac McKneely | Adrian Wooley | J'Vonne Hadley | Sananda Fru | 0-1 |
| 12/20 | MONTANA | Ryan Conwell | Isaac McKneely | Adrian Wooley | J'Vonne Hadley | Sananda Fru | 1-1 |
| 12/30 | at California* | Ryan Conwell | Isaac McKneely | Adrian Wooley | J'Vonne Hadley | Sananda Fru | 2-1 |
| 1/2 | at Stanford* | Ryan Conwell | Isaac McKneely | Adrian Wooley | J'Vonne Hadley | Sananda Fru | 2-2 |
| 1/6 | DUKE* | Ryan Conwell | Isaac McKneely | Adrian Wooley | J'Vonne Hadley | Sananda Fru | 2-3 |
| 1/10 | BOSTON COLLEGE* | Kobe Rodgers | Isaac McKneely | Adrian Wooley | J'Vonne Hadley | Sananda Fru | 1-0 |
| 1/13 | VIRGINIA* | Ryan Conwell | Isaac McKneely | Adrian Wooley | J'Vonne Hadley | Sananda Fru | 2-4 |
| 1/17 | at Pittsburgh* | Ryan Conwell | Isaac McKneely | Adrian Wooley | J'Vonne Hadley | Sananda Fru | 3-4 |
| 1/24 | VIRGINIA TECH* | Mikel Brown Jr. | Isaac McKneely | Ryan Conwell | J'Vonne Hadley | Sananda Fru | 8-1 |
| 1/26 | at Duke* | Mikel Brown Jr. | Isaac McKneely | Ryan Conwell | J'Vonne Hadley | Sananda Fru | 8-2 |
| 1/31 | SMU* | Ryan Conwell | Isaac McKneely | Adrian Wooley | J'Vonne Hadley | Sananda Fru | 4-4 |
| 2/4 | NOTRE DAME* | | | | | | |
| 2/7 | at Wake Forest* | | | | | | |
| 2/9 | NC STATE* | | | | | | |
| 2/14 | vs. Baylor | | | | | | |
| 2/17 | at SMU* | | | | | | |
| 2/21 | GEORGIA TECH* | | | | | | |
| 2/23 | at North Carolina* | | | | | | |
| 2/28 | at Clemson* | | | | | | |
| 3/3 | SYRACUSE* | | | | | | |
| 3/7 | at Miami* | | | | | | |

(#) running count of UofL's record with listed lineup

(*) ACC games

2025-26 GAME-BY-GAME COMPARISON

| DATE | OPPONENT | FGM-A/% | 3FG-A/% | FTM-A/% | OR-DR-TOT | PF | AST | TO | STL | BLK | PTS |
|-------|--------------------|------------|------------|-------------|-----------|----|-----|----|-----|-----|-----|
| 11/3 | UOFL | 33-62/.532 | 12-32/.375 | 26-33/.788 | 12-35-47 | 21 | 23 | 17 | 12 | 4 | 104 |
| | SOUTH CAROLINA ST. | 13-57/.228 | 2-19/.105 | 17-22/.773 | 12-21-33 | 25 | 5 | 25 | 6 | 5 | 45 |
| 11/6 | UOFL | 35-67/.522 | 10-33/.303 | 26-35/.743 | 15-34-49 | 18 | 24 | 10 | 11 | 1 | 106 |
| | JACKSON STATE | 25-63/.397 | 11-27/.407 | 9-16/.563 | 7-22-29 | 22 | 10 | 12 | 6 | 4 | 70 |
| 11/11 | UOFL | 31-69/.449 | 13-40/.325 | 21-31/.677 | 13-27-40 | 19 | 20 | 6 | 11 | 3 | 96 |
| | KENTUCKY | 32-68/.471 | 12-34/.353 | 12-16/.750 | 13-29-42 | 21 | 14 | 14 | 4 | 3 | 88 |
| 11/15 | UOFL | 34-68/.500 | 16-35/.457 | 22-30/.733 | 17-24-41 | 25 | 23 | 11 | 11 | 3 | 106 |
| | OHIO | 26-59/.441 | 9-26/.346 | 20-26/.769 | 12-22-34 | 20 | 12 | 17 | 9 | 3 | 81 |
| 11/21 | UOFL | 21-56/.375 | 8-28/.286 | 24-28/.857 | 11-30-41 | 23 | 13 | 13 | 9 | 4 | 74 |
| | vs. Cincinnati | 23-62/.371 | 8-29/.276 | 10-16/.625 | 11-27-38 | 19 | 19 | 13 | 5 | 7 | 64 |
| 11/24 | UOFL | 30-62/.484 | 14-33/.424 | 13-19/.684 | 12-33-45 | 17 | 18 | 8 | 6 | 10 | 87 |
| | EASTERN MICHIGAN | 16-57/.281 | 2-15/.133 | 12-17/.706 | 11-25-36 | 21 | 5 | 13 | 6 | 0 | 46 |
| 11/26 | UOFL | 36-73/.493 | 20-48/.417 | 12-14/.857 | 20-39-59 | 11 | 24 | 9 | 6 | 2 | 104 |
| | NJIT | 18-58/.310 | 7-27/.259 | 4-7/.571 | 3-18-21 | 13 | 6 | 11 | 3 | 2 | 47 |
| 12/3 | UOFL | 29-70/.414 | 8-37/.216 | 14-18/.778 | 12-24-36 | 25 | 13 | 9 | 2 | 3 | 80 |
| | at Arkansas | 28-67/.418 | 6-18/.333 | 27-35/.771 | 18-28-46 | 15 | 15 | 10 | 5 | 3 | 89 |
| 12/6 | UOFL | 25-54/.463 | 13-31/.419 | 24-28/.857 | 7-27-34 | 19 | 15 | 13 | 9 | 5 | 87 |
| | vs. Indiana | 26-63/.413 | 11-34/.324 | 15-19/.789 | 10-24-34 | 21 | 14 | 13 | 4 | 1 | 78 |
| 12/13 | UOFL | 30-54/.556 | 18-35/.514 | 21-25/.840 | 8-26-34 | 19 | 24 | 13 | 4 | 3 | 99 |
| | MEMPHIS | 28-68/.412 | 3-11/.273 | 14-20/.700 | 16-17-33 | 20 | 8 | 11 | 8 | 2 | 73 |
| 12/16 | UOFL | 22-58/.379 | 7-34/.206 | 11-18/.611 | 12-18-30 | 20 | 8 | 16 | 5 | 1 | 62 |
| | at Tennessee | 29-53/.547 | 7-18/.389 | 18-28/.643 | 10-25-35 | 20 | 19 | 11 | 8 | 5 | 83 |
| 12/20 | UOFL | 34-65/.523 | 12-34/.353 | 14-19/.737 | 14-34-48 | 15 | 24 | 14 | 13 | 2 | 94 |
| | MONTANA | 17-53/.321 | 7-24/.292 | 13-15/.867 | 4-21-25 | 19 | 7 | 19 | 9 | 4 | 54 |
| 12/30 | UOFL | 32-69/.464 | 14-37/.378 | 12-14/.857 | 15-35-50 | 25 | 19 | 10 | 4 | 5 | 90 |
| | at California* | 20-59/.339 | 9-26/.346 | 21-27/.778 | 8-23-31 | 16 | 14 | 8 | 6 | 4 | 70 |
| 1/2 | UOFL | 26-60/.433 | 6-27/.222 | 18-21/.857 | 18-21-39 | 23 | 11 | 12 | 4 | 6 | 76 |
| | at Stanford* | 25-54/.463 | 9-19/.474 | 21-31/.677 | 14-17-31 | 19 | 6 | 9 | 7 | 4 | 80 |
| 1/6 | UOFL | 26-65/.400 | 12-38/.316 | 9-12/.750 | 10-27-37 | 20 | 13 | 14 | 7 | 1 | 73 |
| | DUKE* | 29-57/.509 | 7-23/.304 | 19-28/.679 | 8-31-39 | 17 | 9 | 12 | 11 | 2 | 84 |
| 1/10 | UOFL | 25-51/.490 | 6-21/.286 | 19-25/.760 | 6-36-42 | 15 | 13 | 13 | 3 | 4 | 75 |
| | BOSTON COLLEGE* | 23-63/.365 | 9-28/.321 | 7-16/.438 | 7-24-31 | 19 | 13 | 6 | 6 | 1 | 62 |
| 1/13 | UOFL | 24-67/.358 | 10-38/.263 | 12-18/.667 | 17-19-36 | 21 | 13 | 8 | 8 | 2 | 70 |
| | VIRGINIA* | 21-53/.396 | 14-34/.412 | 23-29/.793 | 14-30-44 | 22 | 15 | 13 | 4 | 9 | 79 |
| 1/17 | UOFL | 36-57/.632 | 15-29/.517 | 13-15/.867 | 6-29-35 | 16 | 24 | 8 | 6 | 2 | 100 |
| | at Pittsburgh* | 21-55/.382 | 7-24/.292 | 10-16/.625 | 8-16-24 | 14 | 13 | 10 | 5 | 2 | 59 |
| 1/24 | UOFL | 31-66/.470 | 13-33/.394 | 10-13/.769 | 15-29-44 | 14 | 17 | 15 | 8 | 2 | 85 |
| | VIRGINIA TECH* | 25-62/.403 | 16-30/.533 | 5-8/.625 | 9-22-31 | 18 | 16 | 13 | 5 | 7 | 71 |
| 1/26 | UOFL | 16-54/.296 | 11-34/.324 | 9-13/.692 | 9-17-26 | 17 | 11 | 12 | 6 | 3 | 52 |
| | at Duke* | 31-61/.508 | 8-23/.348 | 13-18/.722 | 15-32-47 | 12 | 14 | 12 | 7 | 1 | 83 |
| 1/31 | UOFL | 31-63/.492 | 10-35/.286 | 13-23/.8696 | 9-26-35 | 14 | 20 | 11 | 9 | 3 | 88 |
| | SMU* | 30-62/.484 | 8-25/.320 | 6-9/.667 | 6-25-34 | 20 | 7 | 16 | 8 | 2 | 74 |
| 2/4 | UOFL | | | | | | | | | | |
| | NOTRE DAME* | | | | | | | | | | |
| 2/7 | UOFL | | | | | | | | | | |
| | at Wake Forest* | | | | | | | | | | |
| 2/9 | UOFL | | | | | | | | | | |
| | NC STATE* | | | | | | | | | | |
| 2/14 | UOFL | | | | | | | | | | |
| | vs. Baylor | | | | | | | | | | |
| 2/17 | UOFL | | | | | | | | | | |
| | at SMU* | | | | | | | | | | |
| 2/21 | UOFL | | | | | | | | | | |
| | GEORGIA TECH* | | | | | | | | | | |
| 2/23 | UOFL | | | | | | | | | | |
| | at North Carolina* | | | | | | | | | | |
| 2/28 | UOFL | | | | | | | | | | |
| | at Clemson* | | | | | | | | | | |
| 3/3 | UOFL | | | | | | | | | | |
| | SYRACUSE* | | | | | | | | | | |
| 3/7 | UOFL | | | | | | | | | | |
| | at Miami* | | | | | | | | | | |

2025-26 SPECIALTY STATS (LISTED: UOFL-OPPONENT)

| | | HALFTIME | | | SECOND | FAST | | LARGEST | LARGEST | LEAD | |
|-------|--------------------|----------|--------|---------|--------|-------|-------|---------|---------|---------|------|
| DATE | OPPONENT | SCORE | OFF TO | IN PANT | CHANCE | BREAK | BENCH | LEAD | DEFICIT | CHANGES | TIES |
| 11/3 | SOUTH CAROLINA ST. | 59-15 | 36-12 | 42-18 | 15-10 | 10-0 | 42-41 | 67 | None | None | None |
| 11/6 | JACKSON STATE | 55-35 | 15-7 | 50-26 | 15-4 | 12-5 | 33-10 | 40 | 2 | 1 | 2 |
| 11/11 | KENTUCKY | 53-46 | 19-10 | 36-40 | 12-16 | 4-6 | 24-28 | 20 | 3 | 6 | 1 |
| 11/15 | OHIO | 59-44 | 27-18 | 36-28 | 26-5 | 4-2 | 25-18 | 26 | None | None | None |
| 11/21 | vs. Cincinnati | 28-32 | 17-7 | 24-28 | 4-5 | 12-12 | 11-15 | 11 | 11 | 4 | 4 |
| 11/24 | EASTERN MICHIGAN | 33-17 | 20-5 | 30-24 | 11-8 | 4-0 | 38-11 | 41 | 2 | 1 | 2 |
| 11/26 | NJIT | 52-20 | 15-4 | 32-22 | 21-5 | 5-0 | 26-19 | 57 | None | None | None |
| 12/3 | at Arkansas | 42-51 | 7-14 | 42-34 | 9-27 | 8-8 | 11-39 | None | 20 | None | None |
| 12/6 | vs. Indiana | 41-27 | 11-17 | 24-28 | 5-18 | 7-15 | 15-25 | 19 | None | None | None |
| 12/13 | MEMPHIS | 57-37 | 16-13 | 24-40 | 12-21 | 7-6 | 44-24 | 30 | 2 | 3 | 2 |
| 12/16 | at Tennessee | 27-34 | 9-21 | 30-42 | 7-10 | 4-16 | 3-34 | 2 | 25 | 2 | 1 |
| 12/20 | MONTANA | 42-20 | 17-15 | 44-20 | 21-5 | 9-2 | 27-25 | 40 | None | None | 1 |
| 12/30 | at California* | 48-34 | 11-11 | 36-16 | 14-9 | 5-12 | 8-7 | 26 | None | None | None |
| 1/2 | at Stanford* | 34-35 | 12-12 | 36-28 | 17-15 | 4-8 | 9-15 | 3 | 9 | 18 | 6 |
| 1/6 | DUKE* | 47-38 | 6-16 | 26-40 | 9-4 | 2-2 | 23-9 | 12 | 14 | 3 | 3 |
| 1/10 | BOSTON COLLEGE* | 30-34 | 9-11 | 38-18 | 4-3 | 4-7 | 11-5 | 15 | 10 | 3 | 6 |
| 1/13 | VIRGINIA* | 28-33 | 19-8 | 26-12 | 10-14 | 0-0 | 11-15 | None | 15 | None | None |
| 1/17 | at Pittsburgh* | 53-22 | 14-7 | 38-24 | 11-9 | 10-6 | 24-26 | 45 | None | None | None |
| 1/24 | VIRGINIA TECH* | 37-22 | 9-15 | 36-14 | 20-7 | 4-2 | 15-13 | 20 | 2 | 2 | 2 |
| 1/26 | at Duke* | 28-38 | 7-12 | 10-42 | 5-16 | 13-4 | 6-25 | 1 | 31 | 2 | 1 |
| 1/31 | SMU* | 44-47 | 18-13 | 42-32 | 8-10 | 7-2 | 47-5 | 17 | 12 | 5 | 3 |
| 2/4 | NOTRE DAME* | | | | | | | | | | |
| 2/7 | at Wake Forest* | | | | | | | | | | |
| 2/9 | NC STATE* | | | | | | | | | | |
| 2/14 | vs. Baylor | | | | | | | | | | |
| 2/17 | at SMU* | | | | | | | | | | |
| 2/21 | GEORGIA TECH* | | | | | | | | | | |
| 2/23 | at North Carolina* | | | | | | | | | | |
| 2/28 | at Clemson* | | | | | | | | | | |
| 3/3 | SYRACUSE* | | | | | | | | | | |
| 3/7 | at Miami* | | | | | | | | | | |

2025-26 TEAM SUPERLATIVES

| LOUISVILLE | HIGHS | LOWS |
|-------------------------------|---------------------------------|-----------------------------|
| Points | 106 (2 times) | 52 (Duke, 1/26) |
| First-half points | 59 (2 times) | 27 (Tennessee, 12/16) |
| Second-half points | 54 (Eastern Michigan, 11/24) | 24 (Duke, 1/26) |
| Overtime points | | |
| Winning margin | 59 (South Carolina State, 11/3) | 8 (Kentucky, 11/11) |
| Field goals | 36 (2 times) | 16 (Duke, 1/26) |
| Field goals attempted | 73 (NJIT, 11/26) | 51 (Boston College, 1/10) |
| Field goal percentage | 63.2% (Pittsburgh, 1/17) | 29.6% (Duke, 1/26) |
| 3-point field goals | 20 (NJIT, 11/26) | 6 (2 times) |
| 3-point field goals attempted | 48 (NJIT, 11/26) | 21 (Boston College, 1/10) |
| 3-point field goal percentage | 51.7% (Pittsburgh, 1/17) | 21.6% (Arkansas, 12/3) |
| Free throws | 26 (2 times) | 9 (2 times) |
| Free throws attempted | 35 (Jackson State, 11/6) | 12 (Duke, 1/6) |
| Free throw percentage | 86.7% (Pittsburgh, 1/17) | 61.1% (Tennessee, 12/16) |
| Rebounds | 59 (NJIT, 11/26) | 26 (Duke, 1/26) |
| Offensive rebounds | 20 (NJIT, 11/26) | 6 (2 times) |
| Defensive rebounds | 39 (NJIT, 11/26) | 17 (Duke, 1/26) |
| Personal fouls | 25 (3 times) | 11 (NJIT, 11/26) |
| Assists | 24 (5 times) | 8 (Tennessee, 12/16) |
| Turnovers | 17 (South Carolina State, 11/3) | 6 (2 times) |
| Blocked shots | 10 (Eastern Michigan, 11/24) | 1 (3 times) |
| Steals | 13 (Montana, 12/20) | 6 (Eastern Michigan, 11/24) |

| OPPONENTS | HIGHS | LOWS |
|-------------------------------|---------------------------------|------------------------------------|
| Points | 89 (Arkansas, 12/3) | 45 (South Carolina State, 11/3) |
| First-half points | 47 (Arkansas, 12/3) | 15 (South Carolina State, 11/3) |
| Second-half points | 51 (Indiana, 12/6) | 27 (2 times) |
| Overtime points | | |
| Winning margin | 31 (Duke, 1/26) | 4 (Stanford, 1/2) |
| Field goals | 32 (Kentucky, 11/11) | 13 (South Carolina State, 11/3) |
| Field goals attempted | 68 (2 times) | 53 (3 times) |
| Field goal percentage | 54.7% (Tennessee, 12/16) | 22.8% (South Carolina State, 11/3) |
| 3-point field goals | 16 (Virginia Tech, 1/24) | 2 (2 times) |
| 3-point field goals attempted | 34 (3 times) | 19 (South Carolina State, 11/3) |
| 3-point field goal percentage | 53.3% (Virginia Tech, 1/24) | 10.5% (South Carolina State, 11/3) |
| Free throws | 27 (Arkansas, 12/3) | 4 (NJIT, 11/26) |
| Free throws attempted | 35 (Arkansas, 12/3) | 7 (NJIT, 11/26) |
| Free throw percentage | 86.7% (Montana, 12/20) | 43.8% (Boston College, 1/10) |
| Rebounds | 47 (Duke, 1/26) | 1 (NJIT, 11/26) |
| Offensive rebounds | 18 (Arkansas, 12/3) | 3 (NJIT, 11/26) |
| Defensive rebounds | 32 (Duke, 1/26) | 16 (Pittsburgh, 1/17) |
| Personal fouls | 25 (South Carolina State, 11/3) | 12 (Duke, 1/26) |
| Assists | 19 (2 times) | 5 (2 times) |
| Turnovers | 25 (South Carolina State, 11/3) | 6 (Boston College, 1/10) |
| Blocked shots | 9 (Virginia, 1/13) | 0 (Eastern Michigan, 11/24) |
| Steals | 11 (Duke, 1/6) | 3 (NJIT, 11/26) |

2025-26 INDIVIDUAL SUPERLATIVES

LOUISVILLE HIGHS

| | |
|---|--|
| Points | 32, Ryan Conwell, vs. NJIT, 11/26/25 |
| Field goals | 9, 4 times |
| Field goals attempted | 21, Ryan Conwell, 2 times |
| Field goal percentage (min. 6 att.) | 1.000 (6-6), 2 times |
| 3-point field goals | 8, Ryan Conwell, vs. NJIT, 11/26/25 |
| 3-point field goals attempted | 15, Ryan Conwell, vs. NJIT, 11/26/25 |
| 3-point field goal percentage (min. 4 att.) | 1.000 (5-5), Aly Khalifa, vs. Duke, 1/6/25 |
| Free throws | 12, Mikel Brown Jr. vs. Cincinnati, 11/21/25 |
| Free throws attempted | 14, Mikel Brown Jr. vs. Cincinnati, 11/21/25 |
| Free throw percentage (min. 6 att.) | 1.000 (6-6), 4 times |
| Rebounds | 14, Sananda Fru at California, 12/30/25 |
| Assists | 9, Mikel Brown Jr., vs. Jackson State, 11/6/25 |
| Steals | 4, Kobe Rodgers, vs. Jackson State, 11/6/25 |
| Blocked shots | 3, Aly Khalifa, vs. Eastern Michigan, 11/24/25 |
| Turnovers | 6, Mikel Brown Jr., vs. Jackson State, 11/6/25 |
| Minutes | 37, Isaac McKneely, at Stanford, 1/2/26 |

OPPONENT HIGHS

| | |
|---|---|
| Points | 28, 2 times |
| Field goals | 10, 2 times |
| Field goals attempted | 20, 2 times |
| Field goal percentage (min. 6 att.) | .875 (7-8), Samet Tigittoglu, SMU, 1/31/26 |
| 3-point field goals | 6, 2 times |
| 3-point field goals attempted | 11, 3 times |
| 3-point field goal percentage (min. 4 att.) | 1.000 (4-4), Ryan Agarwal, at Stanford, 1/2/26 |
| Free throws | 12, Tucker DeVries, Indiana, 12/6/25 |
| Free throws attempted | 10, 3 times |
| Free throw percentage (min. 6 att.) | 1.000 (10-10), Ja'Kobi Gillespie, Tennessee, 12/16/25 |
| Rebounds | 12, Dallin Hall, Virginia, 1/13/26 |
| Assists | 10, Darius Acuff Jr., Arkansas, 12/3/25 |
| Steals | 4, 4 times |
| Blocked shots | 5, Tobi Lawal, Virginia Tech, 1/24/26 |
| Turnovers | 7, 2 times |
| Minutes | 39, Cameron Boozer, Duke, 1/6/26 |

CARDINAL SPORTS NETWORK

WLCL-FM (93.9) Louisville*
WGTK-AM (970) Louisville*
WIEL-FM (106.1) Elizabethtown
WIEL-AM (1400) Elizabethtown
WFRT-FM (103.7) Frankfort
WKYL-FM (102.1) Lexington/
Lawrenceburg
WDBZ-AM (1230) Cincinnati
WKCT-FM (104.1) Bowling Green
WKCT-AM (930) Bowling Green

WVJS-FM (100.5) Owensboro
WVJS-AM (1420) Owensboro
WKLB-FM (104.5) Manchester
WKLB-AM (1290) Manchester
WYMC-FM (93.9) Mayfield
WYMC-AM (1430) Mayfield
WXXO-FM (103.5) Berea
WEKY-FM (92.5) Richmond
WEKY-AM (1340) Richmond
WKXO-AM (1500) Richmond
* denotes flagship station

UOFL TOP INDIVIDUAL GAMES

| | |
|--|----|
| Points | |
| 1. Ryan Conwell vs. NJIT..... | 32 |
| 2. Mikel Brown Jr. vs. Kentucky | 29 |
| 3. Ryan Conwell at California | 26 |
| 4. Ryan Conwell vs. Cincinnati | 25 |
| 5. Ryan Conwell at Pittsburgh | 24 |
| Ryan Conwell vs. Duke | 24 |
| Ryan Conwell vs. Kentucky | 24 |
| 8. Isaac McKneely vs. Virginia | 23 |
| 9. Ryan Conwell at Tennessee | 22 |
| Mikel Brown Jr. at Arkansas | 22 |
| Mikel Brown Jr. vs. Cincinnati | 22 |
| Ryan Conwell vs. Ohio | 22 |
| Rebounds | |
| 1. Sananda Fru at California | 14 |
| 2. Sananda Fru vs. Boston College | 13 |
| 3. Khani Rooths vs. Boston College | 11 |
| 4. Khani Rooths vs. SMU | 10 |
| Sananda Fru vs. Virginia Tech | 10 |
| Khani Rooths vs. Jackson State | 10 |
| 7. J'Vonne Hadley at California | 9 |
| Kobe Rodgers vs. NJIT..... | 9 |
| Ryan Conwell vs. NJIT | 9 |
| J'Vonne Hadley vs. South Carolina State..... | 9 |
| Assists | |
| 1. Mikel Brown Jr. vs. Jackson State | 9 |
| 2. Mikel Brown Jr. vs. NJIT..... | 7 |
| Mikel Brown Jr. vs. Ohio | 7 |
| 4. Mikel Brown Jr. vs. Virginia Tech | 6 |
| Ryan Conwell at Pittsburgh..... | 6 |
| Aly Khalifa vs. Montana..... | 6 |
| Aly Khalifa vs. NJIT | 6 |
| Ryan Conwell vs. NJIT | 6 |
| Mikel Brown Jr. vs. Cincinnati | 6 |
| Mikel Brown Jr. vs. South Carolina State | 6 |
| Blocked Shots | |
| 1. Aly Khalifa vs. Eastern Michigan | 3 |
| 2. 13 times..... | 2 |
| Steals | |
| 1. Kobe Rodgers vs. Jackson State..... | 4 |
| 2. Adrian Wooley vs. Virginia Tech..... | 3 |
| J'Vonne Hadley vs. Virginia | 3 |
| Aly Khalifa vs. Montana..... | 3 |
| Ryan Conwell vs. Montana | 3 |
| Sananda Fru vs. Indiana..... | 3 |
| Adrian Wooley vs. Eastern Michigan | 3 |
| Mikel Brown Jr. vs. Cincinnati | 3 |
| Ryan Conwell vs. Ohio..... | 3 |
| Vangelis Zougris vs. South Carolina State..... | 3 |
| Minutes Played | |
| 1. Isaac McKneely vs. Virginia | 38 |
| 2. Ryan Conwell at Duke | 37 |
| Ryan Conwell vs. Virginia | 37 |
| Isaac McKneely at Stanford | 37 |
| 5. Adrian Wooley vs. Boston College..... | 36 |
| 6. J'Vonne Hadley vs. Virginia..... | 35 |
| Ryan Conwell at Stanford..... | 35 |
| Isaac McKneely at California | 35 |
| Isaac McKneely at Tennessee | 35 |

GAME 1

Nov. 3, 2025 • No. 11/10 Louisville 104, South Carolina State 45
KFC Yum! Center • Louisville, Ky.



Official Basketball Box Score - Final
South Carolina St. at Louisville
11/03/25 KFC Yum! Center, Louisville, KY
2025-26 Men's Basketball

Game Time: 9:05 PM
Game Duration: 2:26
Attendance: 14,218

Officials: Jerry Heaster, Trey Stokes, Steven Perry Jr.

South Carolina St. - 45

Record: 0-1

| NO. | Name | Min | FG | 3P | FT | Rebounds | Fouls | TP | AS | TO | ST | Blocks | BS | BA | + | - |
|--------|-----------------------|---------|-------|------|-------|----------|-------|----|----|----|----|--------|----|----|---|-----|
| 23 | D'Shay Knights Wright | F 17:22 | 0-3 | 0-1 | 0-0 | 2 | 3 | 5 | 1 | 0 | 0 | 0 | 0 | 0 | 0 | -27 |
| 15 | Tim Okojie | C 17:20 | 0-1 | 0-0 | 0-0 | 1 | 1 | 2 | 0 | 0 | 0 | 0 | 0 | 1 | 0 | -37 |
| 2 | Colin McKenzie | G 15:20 | 0-2 | 0-1 | 0-0 | 0 | 2 | 2 | 0 | 0 | 0 | 2 | 4 | 0 | 0 | -27 |
| 7 | Derwin Hodge | G 17:35 | 1-3 | 0-0 | 0-1 | 0 | 3 | 3 | 5 | 2 | 0 | 1 | 0 | 3 | 0 | -27 |
| 10 | Jayden Johnson | G 19:20 | 0-8 | 0-0 | 2-2 | 0 | 2 | 2 | 2 | 2 | 0 | 4 | 0 | 0 | 0 | -39 |
| 22 | James Morrow | 17:06 | 2-8 | 0-2 | 2-2 | 1 | 3 | 4 | 3 | 2 | 6 | 0 | 0 | 0 | 0 | -28 |
| 1 | Florian Tenaybay | 12:51 | 2-3 | 0-0 | 1-2 | 2 | 0 | 2 | 2 | 4 | 5 | 1 | 5 | 0 | 0 | -16 |
| 30 | Raynell Wright | 26:34 | 1-3 | 0-0 | 9-10 | 0 | 2 | 2 | 6 | 11 | 2 | 7 | 4 | 0 | 0 | -27 |
| 5 | Owen Bronston, Jr. | 15:59 | 2-11 | 0-6 | 0-0 | 0 | 2 | 2 | 1 | 2 | 4 | 0 | 0 | 0 | 0 | -29 |
| 32 | Teon Tindal | 10:29 | 2-4 | 0-0 | 0-0 | 2 | 0 | 2 | 0 | 4 | 0 | 2 | 2 | 0 | 0 | -7 |
| 0 | Noah Treadwell | 21:37 | 2-8 | 1-6 | 3-5 | 1 | 0 | 1 | 2 | 3 | 8 | 0 | 2 | 0 | 0 | -21 |
| 14 | Jamal Miles | 08:27 | 1-3 | 1-3 | 0-0 | 1 | 1 | 2 | 0 | 0 | 3 | 0 | 0 | 1 | 0 | -10 |
| Team | | | | | | | | | | | | | | | | |
| Totals | | | 13-57 | 2-19 | 17-22 | 12 | 21 | 33 | 25 | 21 | 45 | 5 | 25 | 6 | 5 | -59 |

Major Fouls: NONE

| Shooting By Period | | |
|--------------------|-------|-------|
| 1st FG% | 3-29 | 10.3% |
| 3PT% | 0-8 | 0.0% |
| FT% | 9-12 | 75% |
| 2nd FG% | 10-28 | 35.7% |
| 3PT% | 2-11 | 18.2% |
| FT% | 8-10 | 80% |
| GMFG% | 13-57 | 22.8% |
| 3PT% | 2-19 | 10.5% |
| FT% | 17-22 | 77.3% |

Dead Ball Rebounds: 2, 0

Louisville - 104

Record: 1-0

| NO. | Name | Min | FG | 3P | FT | Rebounds | Fouls | TP | AS | TO | ST | Blocks | BS | BA | + | - |
|--------|------------------|---------|-------|-------|-------|----------|-------|----|----|----|-----|--------|----|----|---|----|
| 13 | Sananda Fru | F 21:51 | 3-4 | 1-1 | 2-3 | 6 | 2 | 8 | 1 | 2 | 9 | 1 | 1 | 0 | 2 | 42 |
| 0 | Mikel Brown Jr. | G 18:15 | 4-6 | 1-2 | 2-2 | 0 | 3 | 3 | 0 | 1 | 11 | 6 | 3 | 1 | 0 | 43 |
| 0 | J'Vonne Hadley | G 21:25 | 5-7 | 1-3 | 2-4 | 2 | 7 | 9 | 2 | 2 | 13 | 2 | 0 | 1 | 0 | 37 |
| 3 | Ryan Conwell | G 18:50 | 2-3 | 1-2 | 7-8 | 0 | 3 | 3 | 5 | 6 | 12 | 2 | 1 | 2 | 0 | 31 |
| 10 | Isaac McKneely | G 21:37 | 6-13 | 5-11 | 0-0 | 0 | 4 | 4 | 1 | 1 | 17 | 0 | 1 | 0 | 0 | 44 |
| 14 | Adrian Wooley | 16:29 | 1-3 | 0-2 | 3-3 | 1 | 1 | 2 | 3 | 5 | 2 | 1 | 0 | 0 | 0 | 31 |
| 11 | Kobe Rodgers | 26:05 | 1-5 | 1-4 | 6-6 | 1 | 3 | 4 | 4 | 5 | 9 | 3 | 2 | 2 | 1 | 23 |
| 15 | Aly Khalifa | 10:18 | 0-1 | 0-0 | 0-0 | 0 | 2 | 2 | 1 | 0 | 0 | 1 | 1 | 0 | 0 | 18 |
| 9 | Khanli Rooths | 21:28 | 8-12 | 1-4 | 3-5 | 0 | 7 | 7 | 1 | 4 | 20 | 3 | 1 | 1 | 1 | 33 |
| 03 | Vangelis Zougris | 16:13 | 2-5 | 0-0 | 1-2 | 1 | 1 | 2 | 2 | 2 | 5 | 2 | 3 | 0 | 3 | 8 |
| 4 | Cole Sherman | 03:23 | 1-2 | 1-2 | 0-0 | 0 | 0 | 0 | 0 | 0 | 3 | 1 | 1 | 0 | 0 | -3 |
| 33 | Will Hanke | 02:03 | 0-0 | 0-0 | 0-0 | 0 | 0 | 0 | 0 | 1 | 0 | 0 | 0 | 0 | 0 | -6 |
| 55 | Spencer Legg | 02:03 | 0-1 | 0-1 | 0-0 | 0 | 1 | 1 | 0 | 0 | 0 | 0 | 1 | 0 | 0 | -6 |
| Team | | | | | | | | | | | | | | | | |
| Totals | | | 33-62 | 12-32 | 26-33 | 12 | 35 | 47 | 21 | 25 | 104 | 23 | 17 | 12 | 4 | 59 |

Major Fouls: NONE

| Shooting By Period | | |
|--------------------|-------|-------|
| 1st FG% | 16-31 | 51.6% |
| 3PT% | 8-19 | 42.1% |
| FT% | 19-24 | 79.2% |
| 2nd FG% | 11-31 | 35.5% |
| 3PT% | 4-13 | 30.8% |
| FT% | 7-9 | 77.8% |
| GMFG% | 33-62 | 53.2% |
| 3PT% | 12-32 | 37.5% |
| FT% | 26-33 | 78.8% |

Dead Ball Rebounds: 3, 0

| SCS | | LOU | |
|------------------|---------------------------|----------------------------|--|
| Biggest lead | 0 (1 st 20:00) | 67 (2 nd 2:32) | |
| Best Scoring Run | 8 (2 nd 4:09) | 16 (2 nd 16:52) | |
| Lead Changes | 0 | | |
| Times Tied | 0 | | |
| Time with Lead | 00:00 | 39:02 | |

| Points from Turnovers | | SCS | | LOU | |
|-----------------------|----|-----|--|-----|--|
| Turnovers | 12 | 36 | | | |
| Paint | | | | | |
| Second Chance | 10 | 15 | | | |
| Fast Breaks | 0 | 10 | | | |
| Bench | 41 | 42 | | | |

| |
|---|
| 9 |
| |
| |

GAME 2

Nov. 6, 2025 • No. 11/10 Louisville 106, Jackson State 70
KFC Yum! Center • Louisville, Ky.



Official Basketball Box Score - Final
Jackson St. at Louisville
11/06/25 KFC Yum! Center, Louisville, KY
2025-26 Men's Basketball

Game Time: 7:02 PM
Game Duration: 2:08
Attendance: 14,412

Officials: Lee Cassel, Tony Chiazza, Matt Potter

Jackson St. - 70

Record: 0-1

| NO. | Name | Min | FG | 3P | FT | Rebounds | Fouls | TP | AS | TO | ST | Blocks | BS | BA | | | |
|--------|--------------------|---------|-------|-------|------|----------|-------|----|----|----|----|--------|----|----|-----|-----|-----|
| 3 | Jayme Mitchell Jr. | F 27:52 | 8-10 | 2-2 | 2-2 | 0 | 4 | 4 | 3 | 2 | 20 | 1 | 2 | 0 | -17 | | |
| 4 | Devin Ree | F 10:00 | 0-3 | 0-2 | 0-0 | 0 | 2 | 2 | 3 | 0 | 1 | 0 | 0 | 0 | -12 | | |
| 9 | Deyan Kolev | F 18:35 | 0-3 | 0-1 | 0-0 | 0 | 1 | 1 | 5 | 0 | 0 | 1 | 1 | 0 | -14 | | |
| 1 | Dorian McMillan | G 28:20 | 7-15 | 4-9 | 0-0 | 0 | 3 | 3 | 4 | 0 | 18 | 2 | 1 | 1 | 0 | -18 | |
| 24 | Daeshun Ruffin | G 32:42 | 8-20 | 3-8 | 3-5 | 0 | 0 | 0 | 0 | 2 | 6 | 2 | 2 | 2 | 0 | -30 | |
| 11 | Mike Williams | 23:52 | 2-5 | 2-3 | 1-2 | 2 | 3 | 5 | 1 | 3 | 7 | 0 | 4 | 0 | 0 | -26 | |
| 2 | Jalen Tatum | 21:33 | 0-3 | 0-0 | 2-5 | 2 | 4 | 6 | 1 | 5 | 2 | 0 | 1 | 0 | 1 | -27 | |
| 12 | Delyle Williams | 12:50 | 0-3 | 0-2 | 0-0 | 1 | 1 | 2 | 0 | 0 | 0 | 0 | 1 | 1 | 0 | -18 | |
| 7 | Kedrick Simmons | 05:14 | 0-0 | 0-0 | 0-0 | 0 | 0 | 0 | 0 | 0 | 1 | 0 | 0 | 0 | 0 | -4 | |
| 21 | Kobe Butler | 19:03 | 0-1 | 0-0 | 1-2 | 2 | 2 | 4 | 3 | 2 | 1 | 0 | 0 | 0 | 1 | -14 | |
| Team | | | | | | | | | | | | | | | | | |
| | | | | | | | | | | | | | | | | | |
| Totals | | | 25-63 | 11-27 | 9-16 | 7 | 22 | 29 | 22 | 18 | 70 | 10 | 12 | 6 | 4 | 1 | -36 |

Major Fouls: NONE

Louisville - 106

Record: 1-0

| NO. | Name | Min | M.A | M.A | M.A | OR | DR | TO | PF | FD | TP | AS | TO | ST | BS | BA | + | - |
|--------|------------------|---------|-------|-------|-------|----|----|----|----|----|-----|----|----|----|----|----|----|----|
| 9 | Khanl Rooths | F 23:59 | 5-9 | 1-4 | 5-7 | 1 | 9 | 10 | 1 | 5 | 16 | 1 | 2 | 1 | 0 | 0 | 15 | 15 |
| 13 | Sananda Fru | F 18:40 | 6-8 | 0-0 | 0-2 | 4 | 1 | 5 | 1 | 2 | 12 | 0 | 0 | 0 | 0 | 0 | 2 | 19 |
| 0 | Mikel Brown Jr. | G 26:20 | 5-11 | 2-7 | 6-6 | 0 | 5 | 5 | 1 | 4 | 18 | 9 | 6 | 1 | 0 | 0 | 15 | 15 |
| 3 | Ryan Conwell | G 26:36 | 5-13 | 4-10 | 5-6 | 2 | 6 | 8 | 2 | 3 | 19 | 1 | 0 | 0 | 0 | 2 | 17 | 17 |
| 10 | Isaac McKneely | G 26:56 | 3-7 | 2-6 | 0-1 | 0 | 0 | 0 | 1 | 1 | 8 | 2 | 0 | 1 | 0 | 0 | 33 | 33 |
| 7 | Kasean Pryor | 15:58 | 3-8 | 0-3 | 0-2 | 1 | 2 | 3 | 1 | 1 | 6 | 0 | 0 | 1 | 0 | 0 | 23 | 23 |
| 11 | Kobe Rodgers | 17:45 | 2-4 | 1-2 | 2-2 | 1 | 2 | 3 | 1 | 1 | 7 | 5 | 4 | 0 | 0 | 0 | 27 | 27 |
| 14 | Adrian Wooley | 17:52 | 3-4 | 0-1 | 3-3 | 2 | 3 | 5 | 2 | 9 | 1 | 1 | 2 | 0 | 0 | 0 | 21 | 21 |
| 15 | Aly Khalifa | 11:59 | 2-2 | 0-0 | 1-2 | 1 | 3 | 4 | 0 | 1 | 5 | 4 | 1 | 0 | 1 | 0 | 12 | 12 |
| 53 | Vangelis Zougris | 10:42 | 1-1 | 0-0 | 2-2 | 3 | 1 | 4 | 2 | 1 | 4 | 1 | 0 | 1 | 0 | 0 | 2 | 2 |
| 4 | Cole Sherman | 01:30 | 0-0 | 0-0 | 0-0 | 0 | 0 | 0 | 0 | 0 | 0 | 0 | 0 | 0 | 0 | 0 | 0 | 0 |
| 33 | Will Hanke | 01:09 | 0-0 | 0-0 | 0-0 | 0 | 0 | 0 | 0 | 0 | 0 | 0 | 0 | 0 | 0 | 0 | 0 | 0 |
| 55 | Spencer Legg | 00:36 | 0-0 | 0-0 | 2-2 | 0 | 0 | 0 | 0 | 1 | 2 | 0 | 0 | 0 | 0 | 0 | -2 | -2 |
| Team | | | | | | | | | | | | | | | | | | |
| | | | | | | | | | | | | | | | | | | |
| Totals | | | 35-67 | 10-33 | 26-35 | 15 | 34 | 49 | 18 | 22 | 106 | 24 | 10 | 11 | 1 | 4 | 36 | 36 |

Major Fouls: NONE

| JSU | | LOU | |
|------------------|---------------------------|----------------------------|--|
| Biggest lead | 2 (1 st 19:19) | 40 (2 nd 0:32) | |
| Best Scoring Run | 5 (1 st 8:29) | 12 (1 st 12:56) | |
| Lead Changes | 1 | | |
| Times Tied | 2 | | |
| Time with Lead | 00:27 | 37:38 | |

| Points from Turnovers | | JSU | | LOU | |
|-----------------------|----|-----|--|-----|--|
| Turnovers | 7 | 15 | | | |
| Paint | 26 | 50 | | | |
| Second Chance | 4 | 15 | | | |
| Fast Breaks | 5 | 12 | | | |
| Bench | 10 | 33 | | | |

| |
|-----|
| ing |
| IT |
| 0 |
| 6 |

GAME 3

Nov. 11, 2025 • No. 12/12 Louisville 96, No. 9/8 Kentucky 88
KFC Yum! Center • Louisville, Ky.



Official Basketball Box Score - Final
#9 Kentucky at #12 Louisville
11/11/25 KFC Yum! Center, Louisville, KY
2025-26 Men's Basketball

Game Time: 8:01 PM
Game Duration: 2:22
Attendance: 22,586

Officials: Ron Groover, A.J. Desai, Courtney Green

#9 Kentucky - 88

Record: 2-1

| NO. | Name | Min | FG M-A | 3P M-A | FT M-A | Rebounds OR TR TOT | Fouls PF FO | TP | AS | TO | ST | Blocks BS | BA | + | - | |
|--------|-------------------|---------|-----------|-----------|-----------|-----------------------|----------------|----|----|----|----|--------------|----|---|---|-----|
| 10 | Brandon Garrison | F 22:48 | 1-2 | 0-0 | 1-2 | 2 | 4 | 6 | 2 | 3 | 3 | 1 | 0 | 0 | 0 | -3 |
| 23 | Muhammed Dioubate | F 17:34 | 3-6 | 0-2 | 1-1 | 1 | 3 | 4 | 3 | 7 | 1 | 1 | 0 | 0 | 0 | -15 |
| 00 | Otega Oweh | G 28:04 | 4-13 | 1-6 | 3-4 | 1 | 4 | 5 | 5 | 12 | 2 | 5 | 2 | 1 | 1 | -16 |
| 1 | Denzel Aberdeen | G 30:52 | 10-20 | 4-10 | 2-3 | 2 | 5 | 7 | 1 | 3 | 26 | 3 | 1 | 1 | 0 | 1 |
| 5 | Colin Chandler | G 25:01 | 4-7 | 4-6 | 0-0 | 1 | 5 | 6 | 5 | 12 | 2 | 2 | 0 | 0 | 0 | -9 |
| 15 | Jaland Lowe | 29:35 | 2-8 | 2-5 | 3-4 | 1 | 1 | 0 | 3 | 3 | 9 | 5 | 3 | 1 | 1 | -2 |
| 24 | Malachi Moreno | 17:12 | 3-10 | 0-0 | 2-2 | 1 | 4 | 5 | 1 | 2 | 8 | 0 | 2 | 0 | 0 | -5 |
| 2 | Jasper Johnson | 06:28 | 0-4 | 0-4 | 0-0 | 0 | 1 | 1 | 0 | 0 | 0 | 0 | 0 | 0 | 0 | 3 |
| 4 | Andrija Jelicic | 10:02 | 3-3 | 0-0 | 0-0 | 1 | 1 | 0 | 0 | 6 | 0 | 0 | 0 | 0 | 0 | -4 |
| 3 | Karn Williams | 12:24 | 2-2 | 1-1 | 0-0 | 1 | 3 | 4 | 1 | 5 | 5 | 0 | 0 | 0 | 1 | 11 |
| Team | | | | | | 2 | 2 | 0 | 0 | 0 | 0 | 0 | 0 | 0 | 0 | 0 |
| Totals | | | 32-68 | 12-34 | 12-16 | 13 | 29 | 42 | 21 | 19 | 88 | 14 | 14 | 4 | 3 | -8 |

GAME 5

Nov. 21, 2025 • No. 6/6 Louisville 74, Cincinnati 64
Heritage Bank Center • Cincinnati, Ohio



Official Basketball Box Score - Final
Louisville at Cincinnati
11/21/25 Heritage Bank Center, Cincinnati
2025-26 Men's Basketball

Game Time: 6:30 P
Game Duration: 2:08
Attendance: 13,832

Officials: Ron Groover, Rick Crawford, Chance Moe

Louisville - 74

Record: 5-0

| NO. Name | Min | FG M-A | 3P M-A | FT M-A | Rebounds OR DR TOT | Fouls PF | TP | AS | TO | ST | Blocks BS BA | +/- |
|-------------------|---------|-----------|-----------|-----------|-----------------------|-------------|----|----|----|----|-----------------|-----|
| 13 Sananda Fru | F 23:23 | 4-6 | 0-0 | 3-5 | 2 2 4 | 3 3 | 11 | 0 | 3 | 2 | 2 1 14 | |
| 0 Mikal Brown Jr. | G 30:53 | 4-15 | 2-9 | 12-14 | 0 5 5 | 1 8 | 22 | 6 | 4 | 3 | 0 1 3 | |
| 1 J'Vonnie Hadley | G 20:04 | 1-5 | 0-0 | 0-0 | 3 1 4 | 3 1 | 2 | 1 | 0 | 0 | 0 2 -3 | |
| 3 Ryan Conwell | G 34:04 | 8-15 | 5-10 | 4-4 | 2 3 5 | 3 3 | 25 | 2 | 1 | 0 | 0 0 4 | |
| 10 Isaac McKneely | G 26:16 | 0-4 | 0-3 | 3-3 | 0 4 4 | 2 2 | 3 | 1 | 1 | 0 | 0 1 1 | |
| 14 Adrian Woolley | G 19:40 | 2-3 | 0-1 | 2-2 | 2 2 4 | 2 2 | 6 | 0 | 1 | 1 | 0 0 15 | |
| 7 Kasean Pryor | 08:03 | 0-1 | 0-1 | 0-0 | 2 2 2 | 2 0 | 0 | 0 | 0 | 2 | 0 0 4 | |
| 11 Kobe Rodgers | 09:07 | 1-1 | 1-1 | 0-0 | 0 0 0 | 2 0 | 3 | 0 | 2 | 1 | 0 0 0 | |
| 15 Aly Khalifa | 15:20 | 0-4 | 0-2 | 0-0 | 0 2 2 | 4 0 | 0 | 2 | 1 | 0 | 1 2 -6 | |
| 9 Khani Rootes | 13:11 | 1-2 | 0-1 | 0-0 | 0 5 5 | 1 0 | 2 | 1 | 0 | 0 | 1 0 11 | |
| Team | | | | | 2 4 6 | 0 | 0 | 0 | 0 | 0 | | |
| Totals | | 21-56 | 8-28 | 24-28 | 11 30 41 | 23 19 | 74 | 13 | 13 | 9 | 4 7 10 | |

Major Fouls: NONE

Cincinnati - 64

Record: 4-1

| NO. Name | Min | FG M-A | 3P M-A | FT M-A | Rebounds OR DR TOT | Fouls PF | TP | AS | TO | ST | Blocks BS BA | +/- |
|--------------------|---------|-----------|-----------|-----------|-----------------------|-------------|----|----|----|----|-----------------|-----|
| 18 Baba Miller | F 25:03 | 3-6 | 0-1 | 3-4 | 3 5 8 | 0 6 | 9 | 3 | 1 | 1 | 1 0 -3 | |
| 52 Moustapha Thiam | C 26:32 | 5-7 | 0-1 | 0-2 | 2 7 9 | 3 2 | 10 | 1 | 1 | 1 | 3 1 -9 | |
| 1 Day Day Thomas | G 34:31 | 3-4 | 2-6 | 4-4 | 1 3 4 | 4 4 | 12 | 6 | 3 | 0 | 1 2 -12 | |
| 10 Shon Abaey | G 26:59 | 4-16 | 3-11 | 1-3 | 0 3 3 | 2 4 | 8 | 1 | 2 | 1 | 0 0 -7 | |
| 11 Kerr Krisia | G 24:48 | 2-7 | 2-7 | 0-0 | 0 0 0 | 4 3 | 6 | 3 | 2 | 1 | 0 0 -12 | |
| 5 Senecore Harris | 19:42 | 4-7 | 0-0 | 1-1 | 0 3 3 | 2 4 | 9 | 1 | 1 | 1 | 1 0 -6 | |
| 7 Keysuan Tillery | 08:27 | 0-2 | 0-1 | 0-0 | 1 1 2 | 1 0 | 0 | 1 | 1 | 0 | 0 1 4 | |
| 24 Tyler McKinley | 16:04 | 1-1 | 0-0 | 0-0 | 2 3 5 | 2 0 | 2 | 0 | 0 | 0 | 0 0 -5 | |
| 32 Jalen Celestine | 17:54 | 1-2 | 1-2 | 1-2 | 1 0 1 | 2 2 | 4 | 1 | 2 | 0 | 1 0 0 | |
| Team | | | | | 1 2 3 | 0 | 0 | 0 | 0 | 0 | | |
| Totals | | 23-62 | 8-29 | 10-16 | 11 27 38 | 19 23 | 64 | 19 | 13 | 5 | 7 4 -10 | |

Major Fouls: NONE

| | LOU | CIN |
|------------------|---------------------------|----------------------------|
| Biggest lead | 11 (2 nd 5:55) | 11 (1 st 13:19) |
| Best Scoring Run | 13 (1 st 6:48) | 13 (1 st 13:19) |
| Lead Changes | 4 | 5 |
| Times Tied | 4 | |
| Time with Lead | 18:41 | 17:28 |

| Points from | LOU | CIN |
|---------------|-----|-----|
| Turnovers | 17 | 7 |
| Paint | 24 | 28 |
| Second Chance | 4 | 5 |
| Fast Breaks | 12 | 12 |
| Bench | 11 | 15 |

| Period by Period Scoring | 1st | 2nd | TOT |
|--------------------------|-----|-----|-----|
| LOU | 28 | 46 | 74 |
| CIN | 32 | 32 | 64 |

GAME 6

Nov. 24, 2025 • No. 6/5 Louisville 87, Eastern Michigan 46
KFC Yum! Center • Louisville, Ky.



Official Basketball Box Score - Final
Eastern Mich. at Louisville
11/24/25 KFC Yum! Center, Louisville, KY
2025-26 Men's Basketball

Game Time: 7:01 PM
Game Duration: 2:08
Attendance: 13,832

Officials: Roger Ayers, Mark Schurr, Chase Shaw

Eastern Mich. - 46

Record: 3-3

| NO. Name | Min | FG M-A | 3P M-A | FT M-A | Rebounds OR DR TOT | Fouls PF | TP | AS | TO | ST | Blocks BS BA | +/- |
|---------------------|---------|-----------|-----------|-----------|-----------------------|-------------|----|----|----|----|-----------------|-----|
| 4 Mohammad Habhab | F 36:16 | 5-15 | 0-0 | 2-3 | 3 8 11 | 0 4 | 12 | 0 | 2 | 4 | 0 4 -32 | |
| 13 Godswill Nwabude | F 09:19 | 0-0 | 0-0 | 0-0 | 2 2 4 | 0 0 | 0 | 0 | 0 | 0 | 0 0 -7 | |
| 2 Carlos Hart | G 27:58 | 1-5 | 0-2 | 9-10 | 2 2 4 | 4 5 | 11 | 0 | 3 | 0 | 0 1 -32 | |
| 9 Addison Patterson | G 25:48 | 3-11 | 1-2 | 0-0 | 4 3 7 | 3 1 | 7 | 3 | 1 | 0 | 0 3 -9 | |
| 10 Jon Sanders | G 21:28 | 2-6 | 0-3 | 1-3 | 0 1 1 | 3 2 | 5 | 0 | 0 | 0 | 1 0 -24 | |
| 3 Mehki Ellison | 11:51 | 0-5 | 0-0 | 0-0 | 0 1 1 | 0 2 | 0 | 2 | 3 | 1 | 0 0 -9 | |
| 33 John Shanu II | 15:35 | 0-1 | 0-0 | 0-0 | 0 3 3 | 1 0 | 0 | 0 | 0 | 0 | 1 0 -12 | |
| 1 Mak Mancel | 15:42 | 1-5 | 1-5 | 0-1 | 0 3 3 | 3 1 | 3 | 0 | 0 | 0 | 0 0 -29 | |
| 35 Merril Aldorink | 11:12 | 0-2 | 0-1 | 0-0 | 0 1 1 | 3 0 | 0 | 2 | 0 | 0 | 0 0 -21 | |
| 5 Braslon Green | 04:54 | 0-0 | 0-0 | 0-0 | 0 0 0 | 0 0 | 0 | 0 | 2 | 0 | 0 0 -9 | |
| 7 Aidan Rubio | 10:57 | 2-3 | 0-1 | 0-0 | 0 0 0 | 0 1 | 4 | 0 | 0 | 0 | 0 0 -9 | |
| 0 Gregory Lawson | 05:42 | 1-2 | 0-1 | 0-0 | 0 0 0 | 0 0 | 0 | 2 | 0 | 0 | 0 0 -8 | |
| 8 Mbaye N'Diaye | 02:21 | 1-1 | 0-0 | 0-0 | 0 0 0 | 0 0 | 0 | 2 | 0 | 0 | 0 0 -4 | |
| 45 Cooper Smith | 00:57 | 0-1 | 0-0 | 0-0 | 0 0 0 | 0 0 | 0 | 0 | 0 | 0 | 1 0 -3 | |
| Team | | | | | 2 1 3 | 0 | 0 | 0 | 0 | 0 | | |
| Totals | | 16-57 | 2-15 | 12-17 | 11 25 36 | 21 16 | 46 | 5 | 13 | 6 | 0 10 -41 | |

Major Fouls: NONE

Louisville - 87

Record: 6-0

| NO. Name | Min | FG M-A | 3P M-A | FT M-A | Rebounds OR DR TOT | Fouls PF | TP | AS | TO | ST | Blocks BS BA | +/- |
|---------------------|---------|-----------|-----------|-----------|-----------------------|-------------|----|----|----|----|-----------------|-----|
| 13 Sananda Fru | F 14:54 | 1-2 | 0-0 | 3-4 | 3 3 6 | 1 3 | 5 | 0 | 2 | 0 | 0 0 13 | |
| 0 Mikal Brown Jr. | G 24:24 | 4-12 | 1-5 | 2-3 | 0 3 3 | 1 3 | 11 | 2 | 1 | 1 | 0 0 17 | |
| 1 J'Vonnie Hadley | G 23:47 | 3-7 | 1-2 | 2-4 | 2 2 4 | 3 4 | 9 | 2 | 1 | 0 | 2 0 12 | |
| 3 Ryan Conwell | G 19:43 | 3-8 | 1-5 | 0-0 | 0 6 6 | 1 5 | 7 | 1 | 2 | 2 | 0 0 16 | |
| 10 Isaac McKneely | G 26:39 | 6-10 | 5-9 | 0-1 | 1 2 3 | 1 1 | 17 | 0 | 0 | 1 | 0 0 27 | |
| 14 Adrian Woolley | 24:23 | 2-8 | 1-5 | 4-4 | 2 2 4 | 3 2 | 9 | 1 | 0 | 0 | 0 0 33 | |
| 11 Kobe Rodgers | 16:34 | 3-3 | 0-0 | 2-3 | 0 2 2 | 1 2 | 8 | 4 | 0 | 0 | 1 0 14 | |
| 15 Aly Khalifa | 16:34 | 4-6 | 3-4 | 0-0 | 2 4 6 | 2 0 | 11 | 5 | 1 | 0 | 3 0 27 | |
| 9 Khani Rootes | 21:39 | 3-5 | 1-2 | 0-0 | 1 7 8 | 1 0 | 7 | 3 | 0 | 1 | 0 0 36 | |
| 53 Vangelis Zougris | 06:32 | 0-0 | 0-0 | 0-0 | 1 1 2 | 3 1 | 0 | 0 | 1 | 0 | 1 0 1 | |
| 4 Cole Sherman | 00:57 | 1-1 | 1-1 | 0-0 | 0 0 0 | 0 0 | 0 | 0 | 0 | 0 | 0 0 3 | |
| 33 Will Hankie | 00:57 | 0-0 | 0-0 | 0-0 | 0 0 0 | 0 0 | 0 | 1 | 0 | 0 | 0 0 3 | |
| 55 Spencer Legg | 00:57 | 0-0 | 0-0 | 0-0 | 0 0 0 | 0 0 | 0 | 0 | 0 | 0 | 0 0 3 | |
| Team | | | | | 0 1 1 | 0 | 0 | 0 | 0 | 0 | | |
| Totals | | 30-62 | 14-33 | 13-19 | 12 33 45 | 17 21 | 87 | 18 | 8 | 6 | 10 0 -11 | |

Major Fouls: Zougris (TF) 1st 8:21

| | EMU | LOU |
|------------------|---------------------------|----------------------------|
| Biggest lead | 2 (1 st 19:31) | 41 (2 nd 0:41) |
| Best Scoring Run | 7 (2 nd 6:11) | 15 (1 st 10:39) |
| Lead Changes | 1 | |
| Times Tied | 2 | |
| Time with Lead | 01:09 | 35:37 |

| Points from | EMU | LOU |
|---------------|-----|-----|
| Turnovers | 5 | 20 |
| Paint | 24 | 30 |
| Second Chance | 8 | 11 |
| Fast Breaks | 0 | 4 |
| Bench | 11 | 38 |

GAME 7

Nov. 26, 2025 • No. 6/5 Louisville 104, NJIT 47
KFC Yum! Center • Louisville, Ky.



Official Basketball Box Score - Final
NJIT at Louisville
11/26/25 KFC Yum! Center, Louisville, KY
2025-26 Men's Basketball

Game Time: 9:05 PM
Game Duration: 1:53
Attendance: 13,825

Officials: Ron Groover, Courtney Green, Jeff Pon

NJIT - 47

Record: 3-5

| NO. Name | Min | FG M-A | 3P M-A | FT M-A | Rebounds OR DR TOT | Fouls PF | TP | AS | TO | ST | Blocks BS BA | +/- |
|----------------------|---------|-----------|-----------|-----------|-----------------------|-------------|----|----|----|----|-----------------|-----|
| 3 Jordan Rogers | F 21:51 | 3-8 | 2-4 | 0-0 | 1 1 2 | 0 0 | 8 | 1 | 3 | 0 | 0 0 -31 | |
| 32 Malachi Arrington | C 21:47 | 3-6 | 0-0 | 0-0 | 0 4 4 | 1 1 | 6 | 0 | 0 | 0 | 1 1 -33 | |
| 1 David Bolden | G 21:36 | 3-10 | 1-3 | 1-2 | 0 3 3 | 2 4 | 8 | 1 | 2 | 0 | 1 -36 | |
| 2 Jeremy Clayville | G 16:05 | 0-3 | 0-0 | 0-0 | 1 1 1 | 0 0 | 1 | 1 | 1 | 0 | 0 -26 | |
| 24 Ari Fulton | G 20:02 | 3-6 | 0-2 | 0-0 | 1 3 4 | 1 0 | 6 | 2 | 0 | 0 | 0 -33 | |
| 0 Sebastian Robinson | 22:30 | 3-9 | 1-4 | 0-0 | 0 4 4 | 2 3 | 7 | 0 | 1 | 0 | 0 -57 | |
| 44 Rocco Awad | 18:22 | 1-6 | 1-5 | 0-0 | 0 0 0 | 2 1 | 3 | 0 | 0 | 1 | 0 -25 | |
| 14 Quentin Duncan | 17:11 | 2-6 | 2-3 | 3-3 | 0 0 0 | 1 2 | 9 | 1 | 1 | 0 | 0 -24 | |
| 25 John Kelly | 14:45 | 0-1 | 0-0 | 0-0 | 0 1 1 | 0 0 | 0 | 0 | 0 | 0 | 0 -18 | |
| 33 Zack Scherler | 13:32 | 0-0 | 0-0 | 0-0 | 1 0 1 | 1 0 | 0 | 0 | 1 | 0 | 0 -19 | |
| 8 Jeffrey Aintolu | 06:46 | 0-1 | 0-1 | 0-0 | 0 0 0 | 0 0 | 0 | 0 | 0 | 1 | 0 -7 | |
| 7 Cameron Piggee | 05:33 | 0-2 | 0-2 | 0-0 | 0 0 0 | 2 0 | 0 | 0 | 0 | 0 | 0 -6 | |
| Team | | | | | 0 1 1 | 0 | 0 | 0 | 0 | 0 | | |
| Totals | | 18-58 | 7-27 | 4-7 | 3 18 21 | 13 11 | 47 | 6 | 11 | 3 | 2 2 -57 | |

Major Fouls: NONE

Louisville - 104

Record: 7-0

| NO. Name | Min | FG M-A | 3P M-A | FT M-A | Rebounds OR DR TOT | Fouls PF | TP | AS | TO | ST | Blocks BS BA | +/- |
|---------------------|---------|-----------|-----------|-----------|-----------------------|-------------|----|----|----|----|-----------------|-----|
| 13 Sananda Fru | F 18:07 | 4-5 | 0-0 | 0-0 | 3 3 6 | 1 1 | 8 | 1 | 1 | 0 | 1 0 25 | |
| 0 Mikal Brown Jr. | G 26:28 | 3-11 | 3-10 | 0-0 | 0 5 5 | 0 0 | 9 | 7 | 1 | 0 | 0 0 40 | |
| 1 J'Vonnie Hadley | G 25:01 | 4-7 | 2-2 | 2-2 | 0 5 5 | 1 1 | 12 | 0 | 0 | 0 | 0 0 34 | |
| 3 Ryan Conwell | G 23:52 | 9-17 | 8-15 | 6-6 | 2 7 9 | 2 3 | 32 | 6 | 1 | 1 | 0 0 39 | |
| 10 Isaac McKneely | G 22:28 | 6-11 | 5-10 | 0-0 | 0 3 3 | 0 0 | 17 | 0 | 0 | 0 | 0 0 31 | |
| 11 Kobe Rodgers | 18:42 | 1-3 | 0-2 | 0-0 | 4 5 9 | 1 0 | 2 | 2 | 2 | 1 | 0 0 28 | |
| 14 Adrian Woolley | 21:45 | 5-6 | 2-3 | 3-4 | 1 4 5 | 1 4 | 15 | 1 | 0 | 2 | 0 0 30 | |
| 15 Aly Khalifa | 11:40 | 0-2 | 0-2 | 0-0 | 1 0 1 | 2 0 | 0 | 6 | 2 | 0 | 0 0 15 | |
| 9 Khani Rootes | 19:14 | 2-6 | 0-3 | 1-2 | 1 5 6 | 2 3 | 5 | 0 | 0 | 1 | 1 0 26 | |
| 53 Vangelis Zougris | 10:13 | 1-1 | 0-0 | 0-0 | 5 1 6 | 1 1 | 2 | 1 | 0 | 0 | 0 0 17 | |
| 4 Cole Sherman | 01:10 | 0-1 | 0-1 | 0-0 | 0 0 0 | 0 0 | 0 | 0 | 0 | 0 | 0 0 0 | |
| 33 Will Hankie | 01:10 | 0-2 | 0-0 | 0-0 | 2 0 2 | 0 0 | 0 | 0 | 0 | 0 | 1 0 0 | |
| 55 Spencer Legg | 01:10 | 1-1 | 0-0 | 0-0 | 1 0 1 | 0 0 | 2 | 0 | 1 | 0 | 0 0 0 | |
| Team | | | | | 0 1 1 | 0 | 0 | 0 | 0 | 0 | | |

GAME 9

Dec. 6, 2025 • No. 6/6 Louisville 87, No. 22/19 Indiana 78
Gainbridge Fieldhouse • Indianapolis, Ind.



Official Basketball Box Score - Final
Indiana at Louisville
12/06/25 Gainbridge Fieldhouse, Indianapolis, IN
2025 CareSource Indiana - Indianapolis

Game Time: 2:15 F
Game Duration: 2:
Attendance: 18,7

Officials: Antonio Petty, Tommy Morrissey, John Fho

Indiana - 78

Record: 7-2

| NO. Name | Min | FG | 3P | FT | Rebounds | Fouls | TP | AS | TO | ST | Blocks | BS | BA | +/- |
|--------------------|---------|-------|-------|-------|----------|-------|----|----|----|----|--------|----|-----|-----|
| 1 Reed Bailey | F 23:31 | 3-5 | 0-1 | 2-3 | 2 3 5 | 0 2 | 8 | 2 | 0 | 0 | 0 | 0 | 0 | 7 |
| 12 Tucker DeVries | F 35:22 | 5-14 | 4-11 | 12-13 | 0 5 5 | 4 6 | 26 | 1 | 3 | 0 | 0 | 1 | -1 | |
| 3 Lamar Wilkerson | G 36:08 | 5-15 | 2-9 | 0-0 | 0 1 1 | 4 4 | 0 | 12 | 4 | 2 | 2 | 0 | -6 | |
| 5 Connor Wilkerson | G 33:46 | 1-5 | 0-3 | 0-0 | 0 3 3 | 5 5 | 2 | 4 | 1 | 1 | 0 | 1 | -12 | |
| 6 Taylon Conerway | G 20:42 | 2-7 | 0-2 | 1-2 | 1 2 3 | 4 5 | 5 | 1 | 5 | 1 | 1 | 1 | -7 | |
| 4 Sam Alexis | 16:29 | 3-7 | 0-0 | 0-0 | 3 1 4 | 1 0 | 6 | 2 | 0 | 0 | 0 | 1 | -16 | |
| 11 Trent Sisley | 17:22 | 2-3 | 0-1 | 0-1 | 0 1 1 | 2 1 | 4 | 0 | 0 | 0 | 0 | 0 | -19 | |
| 7 Nick Dorn | 16:13 | 5-7 | 5-7 | 0-0 | 1 4 5 | 1 0 | 15 | 0 | 1 | 0 | 0 | 0 | 0 | |
| 0 Jasai Miles | 00:26 | 0-0 | 0-0 | 0-0 | 0 0 0 | 0 0 | 0 | 0 | 0 | 0 | 0 | 0 | 0 | |
| Team | | | | | 3 4 7 | 0 0 | 0 | 1 | | | | | | |
| Totals | | 26-63 | 11-34 | 15-19 | 10 24 34 | 21 19 | 78 | 14 | 13 | 4 | 1 | 5 | -9 | |

Major Fouls: NONE

| Shooting By Period | 1st FG% | 2nd FG% | 3rd FG% | GM FG% |
|---------------------|-------------|---------|---------|--------|
| 1st FG% | 10-32 31.3% | | | |
| 2nd FG% | 3-16 18.8% | | | |
| 3rd FG% | 4-6 66.7% | | | |
| GM FG% | 16-31 51.6% | | | |
| FT% | 11-13 84.6% | | | |
| 3PT% | 8-18 44.4% | | | |
| GM 3PT% | 25-63 39.7% | | | |
| FT% | 11-13 84.6% | | | |
| 3PT% | 11-34 32.4% | | | |
| FT% | 15-19 78.9% | | | |
| Dead Ball Rebounds: | 2 0 | | | |

Louisville - 87

Record: 8-1

| NO. Name | Min | FG | 3P | FT | Rebounds | Fouls | TP | AS | TO | ST | Blocks | BS | BA | +/- |
|-------------------|---------|-------|-------|-------|----------|-------|----|----|----|----|--------|----|-----|-----|
| 13 Sananda Fru | F 29:51 | 3-3 | 1-1 | 5-7 | 2 5 7 | 3 4 | 12 | 1 | 5 | 3 | 1 | 0 | 12 | |
| 0 Mikal Brown Jr. | G 27:07 | 2-8 | 0-4 | 5-5 | 0 1 1 | 3 3 | 9 | 3 | 1 | 0 | 0 | 0 | 6 | |
| 1 J'Vonne Hadley | G 32:30 | 6-13 | 1-5 | 2-2 | 1 5 6 | 1 2 | 15 | 1 | 0 | 1 | 0 | 0 | 15 | |
| 3 Ryan Conwell | G 31:16 | 4-10 | 3-7 | 10-11 | 0 4 4 | 4 7 | 21 | 2 | 2 | 1 | 0 | 0 | -1 | |
| 10 Isaac McKneely | G 29:44 | 5-9 | 5-9 | 0-0 | 0 3 3 | 0 1 | 15 | 1 | 2 | 2 | 0 | 0 | -11 | |
| 14 Adrian Woolley | 18:34 | 0-3 | 0-0 | 0-0 | 3 3 6 | 2 2 | 0 | 2 | 0 | 0 | 0 | 1 | 8 | |
| 15 Aly Khalifa | 06:10 | 1-2 | 1-2 | 0-0 | 0 0 0 | 0 0 | 3 | 3 | 0 | 0 | 0 | 0 | -1 | |
| 9 Khani Rooths | 07:30 | 0-0 | 0-0 | 0-0 | 1 2 3 | 2 0 | 0 | 1 | 1 | 1 | 0 | 0 | -6 | |
| 11 Kobe Rodgers | 12:53 | 4-4 | 2-2 | 2-2 | 0 2 2 | 3 1 | 12 | 1 | 1 | 1 | 1 | 0 | 3 | |
| 7 Kasean Pryor | 04:25 | 0-2 | 0-1 | 0-1 | 0 0 2 | 1 1 | 0 | 0 | 1 | 0 | 2 | 0 | -5 | |
| Team | | | | | 0 0 0 | 0 0 | 0 | | | | | | | |
| Totals | | 25-54 | 13-31 | 24-28 | 7 27 34 | 19 21 | 87 | 15 | 13 | 9 | 5 | 1 | 9 | |

Major Fouls: NONE

| Biggest lead | IND | LOU |
|---------------------------|----------------------------|-------|
| 0 (1 st 20:00) | 19 (2 nd 7:51) | |
| Best Scoring Run | IND | LOU |
| 8 (1 st 12:17) | 16 (1 st 14:09) | |
| Lead Changes | 0 | |
| Times Tied | 0 | |
| Time with Lead | 00:00 | 39:33 |

| Shooting By Period | 1st FG% | 2nd FG% | 3rd FG% | GM FG% |
|---------------------|-------------|---------|---------|--------|
| 1st FG% | 13-29 44.8% | | | |
| 2nd FG% | 9-18 50.0% | | | |
| 3rd FG% | 7-11 63.6% | | | |
| GM FG% | 12-25 48.0% | | | |
| FT% | 5-10 50.0% | | | |
| FT% | 17-17 100% | | | |
| GM FT% | 25-54 46.3% | | | |
| 3PT% | 13-31 41.9% | | | |
| FT% | 24-28 85.7% | | | |
| Dead Ball Rebounds: | 2 2 | | | |

GAME 10

Dec. 13, 2025 • No. 11/11 Louisville 99, Memphis 73
KFC Yum! Center • Louisville, Ky.



Official Basketball Box Score - Final
Memphis at Louisville
12/13/25 KFC Yum! Center, Louisville, KY
2025-26 Merit Basketball

Game Time: 3:31 PM
Game Duration: 2:12
Attendance: 16,385

Memphis - 73

Record: 4-5

| NO. Name | Min | FG | 3P | FT | Rebounds | Fouls | TP | AS | TO | ST | Blocks | BS | BA | +/- |
|----------------------|---------|-------|------|-------|----------|-------|----|----|----|----|--------|----|-----|-----|
| 11 Aaron Bradshaw | F 19:28 | 4-7 | 0-0 | 0-0 | 4 1 5 | 4 3 | 8 | 0 | 0 | 1 | 0 | 0 | -10 | |
| 10 Simon Majok | C 18:52 | 0-2 | 0-1 | 0-0 | 2 2 4 | 3 0 | 0 | 0 | 1 | 0 | 1 | 0 | -9 | |
| 1 Dug McDaniel | G 32:42 | 5-12 | 0-0 | 0-0 | 6 6 1 | 1 2 | 15 | 16 | 0 | 2 | 0 | 0 | -35 | |
| 2 Zach Davis | G 20:43 | 3-7 | 1-2 | 0-0 | 2 1 3 | 0 1 | 7 | 0 | 2 | 1 | 0 | 0 | -28 | |
| 14 Hasan Abdul Hakim | G 31:11 | 7-13 | 2-3 | 2-5 | 3 1 4 | 3 3 | 18 | 0 | 2 | 2 | 1 | 0 | -14 | |
| 3 Ashton Hardaway | 16:46 | 0-4 | 0-1 | 0-0 | 0 4 4 | 2 0 | 0 | 3 | 1 | 1 | 0 | 0 | -22 | |
| 19 Tariq Ingraham | 14:58 | 2-4 | 0-0 | 0-0 | 0 3 3 | 1 3 | 7 | 0 | 0 | 0 | 0 | 0 | 1 | |
| 23 Sincere Parker | 22:37 | 6-14 | 0-1 | 0-1 | 1 3 4 | 3 2 | 12 | 3 | 1 | 0 | 0 | 0 | -12 | |
| 0 Quarrie Berry | 19:43 | 1-5 | 0-3 | 3-4 | 1 0 1 | 3 2 | 5 | 2 | 0 | 1 | 0 | 1 | 0 | |
| Team | | | | | 2 1 3 | 0 0 | 2 | | | | | | | |
| Totals | | 28-68 | 3-11 | 14-20 | 16 17 33 | 20 19 | 73 | 8 | 11 | 8 | 2 | 3 | -26 | |

Major Fouls: Majok (TF) 2nd 1:14

Louisville - 99

Record: 8-1

| NO. Name | Min | FG | 3P | FT | Rebounds | Fouls | TP | AS | TO | ST | Blocks | BS | BA | +/- |
|---------------------|---------|-------|-------|-------|----------|-------|----|----|----|----|--------|----|----|-----|
| 13 Sananda Fru | F 20:40 | 5-5 | 0-0 | 1-3 | 4 2 6 | 0 3 | 11 | 1 | 2 | 0 | 1 | 0 | 17 | |
| 0 Mikal Brown Jr. | G 24:53 | 3-9 | 2-5 | 8-9 | 0 1 1 | 1 3 | 16 | 3 | 2 | 1 | 1 | 1 | 20 | |
| 1 J'Vonne Hadley | G 18:50 | 3-4 | 3-3 | 0-0 | 0 1 1 | 4 1 | 9 | 3 | 0 | 1 | 0 | 1 | 12 | |
| 3 Ryan Conwell | G 26:15 | 5-11 | 3-7 | 4-4 | 0 2 4 | 2 4 | 17 | 2 | 3 | 0 | 1 | 0 | 23 | |
| 10 Isaac McKneely | G 22:26 | 0-3 | 0-3 | 2-2 | 0 1 1 | 3 1 | 2 | 0 | 0 | 0 | 0 | 0 | -2 | |
| 14 Adrian Woolley | 24:57 | 5-8 | 5-8 | 0-0 | 1 2 3 | 0 0 | 15 | 3 | 2 | 0 | 0 | 0 | 20 | |
| 9 Khani Rooths | 18:13 | 2-4 | 2-4 | 4-5 | 2 6 8 | 2 3 | 10 | 4 | 2 | 1 | 0 | 0 | 5 | |
| 15 Aly Khalifa | 07:52 | 1-2 | 0-1 | 0-0 | 0 2 2 | 1 1 | 2 | 1 | 1 | 0 | 0 | 0 | 9 | |
| 11 Kobe Rodgers | 14:21 | 2-2 | 0-0 | 0-0 | 0 1 1 | 1 3 | 4 | 0 | 2 | 0 | 0 | 0 | 8 | |
| 53 Vangelis Zougris | 08:16 | 1-1 | 0-0 | 0-0 | 1 2 3 | 2 1 | 2 | 0 | 0 | 0 | 0 | 0 | -3 | |
| 7 Kasean Pryor | 10:59 | 3-4 | 3-3 | 2-2 | 0 4 4 | 1 2 | 11 | 1 | 1 | 0 | 0 | 0 | 13 | |
| 4 Cole Sherman | 00:46 | 0-0 | 0-0 | 0-0 | 0 0 0 | 0 0 | 0 | 0 | 0 | 0 | 0 | 0 | -2 | |
| 33 Will Hanke | 00:40 | 0-0 | 0-0 | 0-0 | 0 0 0 | 0 0 | 0 | 0 | 0 | 0 | 0 | 0 | -2 | |
| 55 Spencer Legg | 00:46 | 0-1 | 0-1 | 0-0 | 0 0 0 | 0 0 | 0 | 0 | 0 | 0 | 0 | 0 | -2 | |
| Team | | | | | 0 2 2 | 0 0 | 0 | | | | | | | |
| Totals | | 30-54 | 18-35 | 21-25 | 8 26 34 | 19 19 | 99 | 24 | 13 | 4 | 3 | 2 | 26 | |

Major Fouls: NONE

| Biggest lead | MEM | LOU |
|---------------------------|----------------------------|-------|
| 2 (1 st 19:12) | 30 (2 nd 1:40) | |
| Best Scoring Run | MEM | LOU |
| 6 (2 nd 10:17) | 11 (1 st 13:37) | |
| Lead Changes | 3 | |
| Times Tied | 2 | |
| Time with Lead | 02:05 | 36:36 |

| Points from | MEM | LOU |
|---------------|-----|-----|
| Turnovers | 13 | 16 |
| Paint | 40 | 24 |
| Second Chance | 21 | 12 |
| Fast Breaks | 6 | 7 |
| Bench | 24 | 44 |

GAME 11

Dec. 16, 2025 • No. 20/23 Tennessee 83, No. 11/11 Louisville 62
Food City Center • Knoxville, Tenn.



Official Basketball Box Score - Final
Louisville at Tennessee
12/16/25 Food City Center, Knoxville, Tennessee
2025-2026 Merit Basketball

Game Time: 7:02 PM
Game Duration: 2:19
Attendance: 21,678

Officials: Doug Shoves, Pat Adams, William Covington

Louisville - 62

Record: 9-2

| NO. Name | Min | FG | 3P | FT | Rebounds | Fouls | TP | AS | TO | ST | Blocks | BS | BA | +/- |
|---------------------|---------|-------|------|-------|----------|-------|----|----|----|----|--------|----|-----|-----|
| 13 Sananda Fru | F 27:52 | 2-3 | 0-0 | 0-0 | 2 3 5 | 3 2 | 4 | 3 | 4 | 0 | 1 | 0 | -19 | |
| 1 J'Vonne Hadley | G 26:57 | 4-8 | 0-3 | 1-2 | 2 2 4 | 2 3 | 9 | 0 | 2 | 1 | 0 | 0 | -15 | |
| 3 Ryan Conwell | G 32:32 | 7-19 | 4-13 | 4-7 | 0 5 5 | 4 5 | 22 | 1 | 3 | 2 | 0 | 2 | -6 | |
| 10 Isaac McKneely | G 34:38 | 2-10 | 1-7 | 0-0 | 0 1 1 | 2 1 | 5 | 0 | 0 | 0 | 0 | 0 | -26 | |
| 14 Adrian Woolley | G 34:02 | 6-13 | 2-8 | 5-6 | 1 3 4 | 3 3 | 19 | 1 | 0 | 0 | 0 | 2 | -13 | |
| 11 Kobe Rodgers | 11:10 | 0-0 | 0-0 | 0-0 | 1 2 3 | 1 3 | 0 | 1 | 1 | 1 | 0 | 0 | -14 | |
| 9 Khani Rooths | 12:58 | 0-2 | 0-2 | 1-2 | 0 0 0 | 2 1 | 1 | 0 | 1 | 1 | 0 | 0 | -9 | |
| 15 Aly Khalifa | 03:34 | 0-0 | 0-0 | 0-0 | 0 0 0 | 1 0 | 0 | 0 | 1 | 0 | 0 | 0 | -2 | |
| 7 Kasean Pryor | 08:26 | 0-2 | 0-1 | 0-0 | 0 0 0 | 1 0 | 0 | 1 | 0 | 0 | 0 | 0 | -2 | |
| 53 Vangelis Zougris | 07:51 | 1-1 | 0-0 | 0-1 | 0 0 0 | 1 2 | 2 | 1 | 0 | 0 | 0 | 0 | 1 | |
| Team | | | | | 6 2 8 | 0 0 | 0 | 3 | | | | | | |
| Totals | | 22-58 | 7-34 | 11-18 | 12 18 30 | 20 20 | 62 | 8 | 16 | 5 | 1 | 5 | -21 | |

Major Fouls: NONE

| Shooting By Period | 1st FG% | 2nd FG% | 3rd FG% | GM FG% |
|---------------------|-------------|---------|---------|--------|
| 1st FG% | 9-25 36.0% | | | |
| 2nd FG% | 4-16 25.0% | | | |
| 3rd FG% | 5-7 71.4% | | | |
| GM FG% | 13-33 39.4% | | | |
| FT% | 5-7 71.4% | | | |
| 3PT% | 3-8 37.5% | | | |
| FT% | 6-11 54.5% | | | |
| GM FT% | 22-58 37.9% | | | |
| 3PT% | 7-34 20.6% | | | |
| FT% | 11-18 61.1% | | | |
| Dead Ball Rebounds: | 6 0 | | | |

Tennessee - 83

Record: 8-3

| NO. Name | Min | FG | 3P | FT | Reb | Totals | Fouls | TP | AS | TO | ST | Blocks | BS | BA | +/- |
|--------------------|---------|-------|------|-------|-----|--------|-------|----|----|----|----|--------|----|----|-----|
| 6 DeWayne Brown II | F 15:33 | 0-0 | 0-0 | 0-1 | 0 | 5 5 | 1 1 | 0 | 1 | 1 | 0 | 1 | 0 | 7 | |
| 10 Nate Ament | F 26:25 | 5-11 | 2-4 | 1-2 | 1 | 6 7 | 2 4 | 13 | 3 | 2 | 0 | 0 | 0 | 16 | |
| 34 Felix Okpara | C 31:16 | 4-5 | 0-0 | 0-0 | 1 | 1 2 | 2 0 | 8 | 2 | 1 | 3 | 3 | 0 | 13 | |
| 0 JaKobi Gillespie | G 33:46 | 5-12 | 3-7 | 10-10 | 0 | 3 3 | 2 7 | 23 | 5 | 3 | 0 | 0 | 1 | 15 | |
| 3 Bishop Boswell | G 22:47 | 2-5 | 0-4 | 1-3 | 1 | 3 4 | 3 3 | 5 | 3 | 0 | 2 | 0 | 0 | 13 | |
| 23 Jaylen Carey | 23:40 | 4-6 | 0-0 | 4-10 | 4 | 6 10 | 1 5 | 12 | 3 | 0 | 2 | 0 | 0 | 14 | |
| 35 Ethan Burg | 12:10 | 2-4 | 1-2 | 0-0 | 0 | 0 0 | 0 0 | 5 | 1 | 2 | 1 | 0 | 0 | 11 | |
| 13 J.P. Estrella | 08:44 | 3-4 | 0-0 | 0-0 | 0 | 0 0 | 2 0 | 6 | 0 | 0 | 0 | 1 | 0 | 8 | |
| 1 Amari Evans | 07:27 | 3-3 | 1-1 | 0-0 | 0 | 0 0 | 5 0 | 7 | 0 | 1 | 0 | 0 | 0 | 5 | |
| 77 Amaree Abram | 12:37 | 0-2 | 0-2 | 2-2 | 0 | 1 1 | 0 2 | 4 | 1 | 0 | 0 | 0 | 0 | 3 | |
| 24 Troy Henderson | 05:35 | 0-0 | 0-0 | 0-0 | 0 | 0 0 | 2 0 | 0 | 0 | 0 | 0 | 0 | 0 | 0 | |
| Team | | | | | 3 | 0 3 | 0 | 0 | 1 | | | | | | |
| Totals | | 29-53 | 7-18 | 19-28 | 10 | 25 35 | 20 20 | 83 | 19 | 11 | 8 | 5 | 1 | 21 | |

GAME 13

Dec. 30, 2025 • No. 16/13 Louisville 90, California 70
Haas Pavilion • Berkeley, Calif.

Official Basketball Box Score - Final
Louisville at California
12/30/25 Haas Pavilion, Berkeley
2025-26 Men's Basketball

Game Time: 6:00 PM
Game Duration: 2:07
Attendance: 6,002

Officials: A.J. Deas, Tony Padilla, Adam Flores

| Louisville - 90 | | | | | | | | | | | | | Record: 11-2 (1-0) | | | | | | | | | | | | |
|----------------------|---------|-------|-------|----------|----------|---------|-----|----|----|----|--------|------|---------------------|-----------------|--------------|-----------------|-------------------|------------------|-----------------|-------------------------|----|----|----|----|--------|
| NO. Name | Min | FG | 3P | FT | Rebounds | Fouls | TP | AS | TO | ST | Blocks | +/- | 1st FG% | 2nd FG% | 3rd FG% | GMFG% | 3PT% | FT% | Rebounds | Fouls | TP | AS | TO | ST | Blocks |
| 13 Sananda Fru | F 25:57 | 4-8 | 0-1 | 5-7 | 4 10 14 | 2 4 | 13 | 2 | 1 | 0 | 2 | 0 19 | 1st FG% 19-35 54.3% | 3PT% 9-17 47.1% | FT% 2-2 100% | 3PT% 6-20 30.0% | GMFG% 32-49 65.3% | 3PT% 14-37 37.8% | FT% 12-14 85.7% | Dead Ball Rebounds: 1.0 | | | | | |
| 1 J'Vonnie Hadley | G 31:21 | 4-7 | -1-2 | 2-2 | 2 7 9 | 2 3 | 11 | 3 | 1 | 1 | 0 10 | | | | | | | | | | | | | | |
| 3 Ryan Cornwell | G 24:45 | 8-16 | 6-13 | 4-4 | 0 4 4 | 4 3 | 26 | 4 | 2 | 2 | 0 0 10 | | | | | | | | | | | | | | |
| 10 Isaac McKneely | G 35:08 | 4-11 | 3-9 | 0-0 | 0 1 1 | 2 1 | 11 | 3 | 1 | 0 | 0 1 18 | | | | | | | | | | | | | | |
| 14 Adrian Woolley | G 27:13 | 9-14 | 3-7 | 0-0 | 1 3 4 | 3 1 | 21 | 2 | 0 | 0 | 0 0 9 | | | | | | | | | | | | | | |
| 11 Kobe Rodgers | 21:56 | 1-4 | 1-3 | 0-0 | 3 2 5 | 3 2 | 3 | 1 | 2 | 0 | 1 1 18 | | | | | | | | | | | | | | |
| 9 Khani Rooths | 17:39 | 2-4 | 0-0 | 1-1 | 2 3 5 | 3 2 | 5 | 0 | 1 | 1 | 0 0 17 | | | | | | | | | | | | | | |
| 15 Aly Khalifa | 12:41 | 0-4 | 0-2 | 0-0 | 1 3 4 | 3 0 | 0 | 4 | 1 | 0 | 0 1 8 | | | | | | | | | | | | | | |
| 53 Vangelis Zougiris | 03:20 | 0-1 | 0-0 | 0-0 | 0 0 0 | 3 0 | 0 | 0 | 1 | 0 | 0 1 -9 | | | | | | | | | | | | | | |
| Team | | | | | 2 2 4 | 0 | 0 | 0 | 0 | 0 | 0 | | | | | | | | | | | | | | |
| Totals | 32:49 | 14-37 | 12-14 | 15 35 50 | 25 16 90 | 19 10 4 | 5 4 | 20 | | | | | | | | | | | | | | | | | |

| California - 70 | | | | | Record: 12-2 (0-1) | | | | | | | | | | Fouls: 15-10 (17-2) | | | | | | | | | | |
|---------------------|---------|------|-------|---------|--------------------|------|-----|----------|----|-------|------|-----|-----|----|---------------------|----|---|--------|---------|-------------------------|--------------------|-------------------|-------------------|--|--|
| NO. Name | Min | FG | | 3P | | FT | | Rebounds | | Fouls | | TP | | AS | | TO | | Blocks | | +/- | Shooting By Period | | | | |
| | | M/A | M-A | M-A | M-A | GR | TR | 1 | 2 | 3 | 1 | 2 | 1 | 2 | 1 | 2 | 1 | 2 | 1st FG% | | 2nd FG% | 3rd FG% | | | |
| 2 John Camden | F 32:07 | 1-10 | 1-10 | 1-7 | 0-1 | 1 | 4 | 5 | 3 | 1 | 3 | 1 | 1 | 0 | 0 | 1 | 0 | 0 | 1 | -13 | 1st FG% 8-24 33.3% | 3PT% 4-10 40.0% | FT% 14-18 77.8% | | |
| 22 Chris Bell | F 36:02 | 5-11 | 3-7 | 7-8 | 0-0 | 0 | 1 | 1 | 1 | 3 | 20 | 2 | 1 | 2 | 1 | 0 | 1 | 0 | 0 | -13 | FT% 14-18 77.8% | 3PT% 5-16 31.3% | GMFG% 20-59 33.9% | | |
| 34 Lee Dort | F 28:49 | 3-6 | 0-0 | 6-9 | 4-4 | 4 | 5 | 9 | 3 | 5 | 12 | 0 | 2 | 1 | 0 | 1 | 0 | 0 | -14 | 2nd FG% 12-35 34.3% | 3PT% 5-16 31.3% | FT% 7-9 77.8% | | | |
| 7 Dai Dai Ames | G 33:07 | 3-12 | 1-4 | 4-4 | 0-2 | 0 | 2 | 2 | 2 | 5 | 11 | 4 | 1 | 0 | 1 | 1 | 0 | 1 | -24 | 3PT% 5-16 31.3% | FT% 7-9 77.8% | GMFG% 20-59 33.9% | | | |
| 10 Justin Pippen | G 30:45 | 5-14 | 3-7 | 4-4 | 1-2 | 3 | 3 | 8 | 17 | 5 | 0 | 2 | 2 | 2 | 0 | 2 | 2 | 0 | -23 | 3PT% 7-16 43.8% | FT% 12-14 85.7% | FT% 12-14 85.7% | | | |
| 8 Mios Ilic | 11:11 | 0-1 | 0-0 | 0-0 | 1-2 | 3 | 2 | 1 | 0 | 1 | 0 | 1 | 0 | 1 | 0 | 1 | 0 | 1 | -6 | 3PT% 9-26 34.6% | FT% 7-9 77.8% | FT% 7-9 77.8% | | | |
| 3 Semetri (TT) Carr | 17:30 | 2-4 | 0-0 | 0-1 | 0-1 | 0 | 1 | 1 | 2 | 4 | 1 | 1 | 0 | 0 | 0 | 0 | 0 | 0 | -7 | FT% 12-17 70.6% | FT% 12-17 70.6% | FT% 12-17 70.6% | | | |
| 21 Nolan Dorsey | 10:30 | 1-1 | 1-1 | 0-0 | 0-0 | 0 | 0 | 0 | 0 | 3 | 0 | 0 | 0 | 0 | 0 | 0 | 0 | 0 | -7 | FT% 21-27 77.8% | FT% 21-27 77.8% | FT% 21-27 77.8% | | | |
| Team | | | | | | 1 | 6 | 7 | 0 | 0 | 0 | 2 | | | | | | | | Dead Ball Rebounds: 2.0 | | | | | |
| Totals | 20:59 | 9-26 | 21-27 | 8 23 31 | 16 24 70 | 14 8 | 6 4 | 5 1 | 20 | 70 | 14 8 | 6 4 | 5 1 | 20 | | | | | | | | | | | |
| Major Fouls: NONE | | | | | | | | | | | | | | | | | | | | | | | | | |

| Louisville - 90 | | | | | | | | | | | | | Record: 11-2 (1-0) | | | | | | | | | | | | |
|----------------------|---------|-------|-------|----------|----------|---------|-----|----|----|----|--------|-----|---------------------|-----------------|--------------|-----------------|-------------------|------------------|-----------------|-------------------------|----|----|----|----|--------|
| NO. Name | Min | FG | 3P | FT | Rebounds | Fouls | TP | AS | TO | ST | Blocks | +/- | 1st FG% | 2nd FG% | 3rd FG% | GMFG% | 3PT% | FT% | Rebounds | Fouls | TP | AS | TO | ST | Blocks |
| 13 Sananda Fru | F 25:57 | 4-8 | 0-1 | 5-7 | 4 10 14 | 2 4 | 13 | 2 | 1 | 0 | 2 0 19 | | 1st FG% 19-35 54.3% | 3PT% 9-17 47.1% | FT% 2-2 100% | 3PT% 6-20 30.0% | GMFG% 32-49 65.3% | 3PT% 14-37 37.8% | FT% 12-14 85.7% | Dead Ball Rebounds: 1.0 | | | | | |
| 1 J'Vonnie Hadley | G 31:21 | 4-7 | -1-2 | 2-2 | 2 7 9 | 2 3 | 11 | 3 | 1 | 1 | 0 10 | | | | | | | | | | | | | | |
| 3 Ryan Cornwell | G 24:45 | 8-16 | 6-13 | 4-4 | 0 4 4 | 4 3 | 26 | 4 | 2 | 2 | 0 0 10 | | | | | | | | | | | | | | |
| 10 Isaac McKneely | G 35:08 | 4-11 | 3-9 | 0-0 | 0 1 1 | 2 1 | 11 | 3 | 1 | 0 | 0 1 18 | | | | | | | | | | | | | | |
| 14 Adrian Woolley | G 27:13 | 9-14 | 3-7 | 0-0 | 1 3 4 | 3 1 | 21 | 2 | 0 | 0 | 0 0 9 | | | | | | | | | | | | | | |
| 11 Kobe Rodgers | 21:56 | 1-4 | 1-3 | 0-0 | 3 2 5 | 3 2 | 3 | 1 | 2 | 0 | 1 1 18 | | | | | | | | | | | | | | |
| 9 Khani Rooths | 17:39 | 2-4 | 0-0 | 1-1 | 2 3 5 | 3 2 | 5 | 0 | 1 | 1 | 0 0 17 | | | | | | | | | | | | | | |
| 15 Aly Khalifa | 12:41 | 0-4 | 0-2 | 0-0 | 1 3 4 | 3 0 | 0 | 4 | 1 | 0 | 0 1 8 | | | | | | | | | | | | | | |
| 53 Vangelis Zougiris | 03:20 | 0-1 | 0-0 | 0-0 | 0 0 0 | 3 0 | 0 | 0 | 1 | 0 | 0 1 -9 | | | | | | | | | | | | | | |
| Team | | | | | 2 2 4 | 0 | 0 | 0 | 0 | 0 | 0 | | | | | | | | | | | | | | |
| Totals | 32:49 | 14-37 | 12-14 | 15 35 50 | 25 16 90 | 19 10 4 | 5 4 | 20 | | | | | | | | | | | | | | | | | |

Game Notes: P2: Louisville 14 - Dabey of Game 4

GAME 14

Jan. 2, 2026 • Stanford 80, No. 16/13 Louisville 76
Maples Pavilion • Stanford, Calif.



Official Basketball Box Score - Final
Louisville at Stanford
01/02/26 Maples Pavilion, Stanford
2025-26 Men's Basketball

Game Time: 5:00 P
Game Duration: 2:11
Attendance: 4,1

Officials: Sean Hull, Michael Irving, Chase Sh

| Louisville - 76 | | | | | | | | | | | | | Record: 11-3 (1-1) | | | | | | | | | | | | |
|-------------------|---------|------|-------|----------|----------|-------|----|----|----|----------|---------|-----|---------------------|-----------------|---------------|------------------|-------------------|------------------|-----------------|-------------------------|----|----|----|----|--------|
| NO. Name | Min | FG | 3P | FT | Rebounds | Fouls | TP | AS | TO | ST | Blocks | +/- | 1st FG% | 2nd FG% | 3rd FG% | GMFG% | 3PT% | FT% | Rebounds | Fouls | TP | AS | TO | ST | Blocks |
| 13 Sananda Fru | F 26:44 | 6-6 | 0-0 | 3-3 | 5 3 8 | 1 2 | 15 | 1 | 0 | 0 | 2 0 -10 | | 1st FG% 12-32 37.5% | 3PT% 3-16 18.8% | FT% 7-9 77.8% | 3PT% 14-28 50.0% | GMFG% 32-49 65.3% | 3PT% 14-37 37.8% | FT% 12-14 85.7% | Dead Ball Rebounds: 2.1 | | | | | |
| 1 J'Vonnie Hadley | G 32:06 | 5-9 | 0-1 | 4-4 | 4 3 7 | 4 3 | 14 | 0 | 0 | 1 1 0 3 | | | | | | | | | | | | | | | |
| 3 Ryan Cornwell | G 34:48 | 6-21 | 2-14 | 4-6 | 2 5 7 | 5 3 | 18 | 2 | 4 | 1 0 2 -5 | | | | | | | | | | | | | | | |
| 10 Isaac McKneely | G 36:38 | 5-11 | 3-8 | 4-4 | 3 0 3 | 1 2 | 17 | 3 | 2 | 1 0 1 1 | | | | | | | | | | | | | | | |
| 14 Adrian Woolley | G 15:36 | 1-5 | 0-1 | 1-2 | 1 0 1 | 4 1 3 | 1 | 2 | 0 | 1 0 -3 | | | | | | | | | | | | | | | |
| 11 Kobe Rodgers | 13:29 | 0-1 | 0-0 | 2-2 | 1 1 2 | 1 5 | 2 | 1 | 1 | 0 0 -9 | | | | | | | | | | | | | | | |
| 15 Aly Khalifa | 13:16 | 0-0 | 0-0 | 0-0 | 0 4 4 | 3 1 | 0 | 3 | 3 | 0 1 0 6 | | | | | | | | | | | | | | | |
| 9 Khani Rooths | 27:23 | 3-7 | 1-3 | 0-0 | 2 2 4 | 4 2 | 7 | 0 | 0 | 1 1 1 -3 | | | | | | | | | | | | | | | |
| Team | | | | | 0 3 3 | 0 | 0 | 0 | 0 | 0 | 0 | | | | | | | | | | | | | | |
| Totals | 26:00 | 6-27 | 18-21 | 18 21 39 | 23 19 76 | 11 | 12 | 4 | 6 | 4 | -4 | | | | | | | | | | | | | | |

| Stanford - 80 | | | | | | | | | | | | | Record: 12-3 (1-1) | | | | | | | | | | | | |
|----------------------|---------|------|-------|----------|----------|-------|----|----|----|-------------|--------|-----|--------------------|-----------------|-----------------|-----------------|-------------------|------------------|-----------------|-------------------------|----|----|----|----|--------|
| NO. Name | Min | FG | 3P | FT | Rebounds | Fouls | TP | AS | TO | ST | Blocks | +/- | 1st FG% | 2nd FG% | 3rd FG% | GMFG% | 3PT% | FT% | Rebounds | Fouls | TP | AS | TO | ST | Blocks |
| 10 Chisom Okpara | F 29:51 | 5-11 | 2-3 | 5-9 | 4 4 8 | 3 6 | 17 | 2 | 4 | 2 2 1 7 | | | 1st FG% 8-24 33.3% | 3PT% 4-10 40.0% | FT% 14-18 77.8% | 3PT% 5-16 31.3% | GMFG% 20-59 33.9% | 3PT% 14-37 37.8% | FT% 12-14 85.7% | Dead Ball Rebounds: 2.0 | | | | | |
| 15 Oskar Gillay | F 25:39 | 0-3 | 0-0 | 1-2 | 2 2 4 | 1 1 | 1 | 0 | 0 | 1 2 0 -2 | | | | | | | | | | | | | | | |
| 1 Ebuka Okorie | G 37:40 | 9-18 | 2-5 | 8-10 | 1 2 3 | 8 | 28 | 3 | 0 | 2 0 3 6 | | | | | | | | | | | | | | | |
| 5 Benny Greker | G 23:45 | 2-6 | 0-3 | 3-4 | 0 0 0 | 1 2 | 7 | 0 | 1 | 1 0 -1 -7 | | | | | | | | | | | | | | | |
| 11 Ryan Aganwal | G 29:11 | 4-7 | 4-4 | 0-0 | 0 1 1 | 1 | 1 | 12 | 0 | 1 0 0 -1 -3 | | | | | | | | | | | | | | | |
| 4 AJ Rohony | 14:19 | 2-2 | 0-0 | 0-0 | 1 1 2 | 2 0 4 | 0 | 2 | 0 | 0 0 0 -4 | | | | | | | | | | | | | | | |
| 25 Jeremy Dent-Smith | 18:53 | 2-5 | 1-3 | 4-6 | 0 1 4 | 1 | 5 | 9 | 0 | 1 0 0 10 | | | | | | | | | | | | | | | |
| 52 Aidan Cammann | 16:19 | 1-2 | 0-1 | 0-0 | 0 5 5 | 1 | 0 | 2 | 1 | 1 0 0 0 6 | | | | | | | | | | | | | | | |
| 2 Donavin Young | 04:24 | 0-0 | 0-0 | 0-0 | 0 0 0 | 2 0 | 0 | 0 | 0 | 0 0 -1 | | | | | | | | | | | | | | | |
| Team | | | | | 6 1 7 | 0 | 0 | 0 | 0 | 0 | 0 | | | | | | | | | | | | | | |
| Totals | 25:54 | 9-19 | 21-31 | 14 17 31 | 19 23 80 | 6 | 9 | 7 | 4 | 6 | 4 | | | | | | | | | | | | | | |

| Major Fouls: NONE | | | | | | | | | | | | | | |
|-------------------|--|---------------------------|--|---------------------------|--|-------------|----|----------|----|--------------------------|----|-----|-----|----|
| | | LOU | | STAN | | Points from | | LOU/STAN | | Period by Period Scoring | | | | |
| Biggest lead | | 3 (1 st 15:27) | | 9 (1 st 8:49) | | Turnovers | | 12 | 12 | 1st | | 2nd | TOT | |
| Best Scoring Run | | 7 (1 st 0:50) | | 6 (2 nd 10:24) | | Paint | | 36 | 28 | LOU | | 34 | 42 | 76 |
| Lead Changes | | 18 | | Second Chance | | 17 | 15 | LOU | | 35 | 45 | 80 | | |
| Times Tied | | 6 | | Fast Breaks | | 4 | 8 | STAN | | 35 | 45 | 80 | | |
| Time with Lead | | 08:29 | | 29:18 | | Bench | | 9 | 15 | | | | | |

GAME 17

Jan. 13, 2026 • No. 16/16 Virginia 79, No. 20/19 Louisville 70
KFC Yum! Center • Louisville, Ky.



Official Basketball Box Score - Final
Virginia at Louisville
01/13/26 KFC Yum! Center, Louisville, KY
2025-26 Men's Basketball

Game Time: 7:01 PM
Game Duration: 2:20
Attendance: 14,897

Officials: Bert Smith, Matt Porter, Marques Pettigrew

| Virginia - 79 | | Record: 15-2 (4-1) | | | | | | | | | | | | | | |
|--------------------|---------|--------------------|-------|-----|----------|-------|----|----|----|----|--------|----|----|---|---|-----|
| NO. Name | Min | FG | 3P | FT | Rebounds | Fouls | TP | AS | TO | ST | Blocks | BS | BA | + | - | |
| 28 Thijs De Ridder | F 28:15 | 3-10 | 0-3 | 3-4 | 2 | 6 | 8 | 4 | 3 | 9 | 2 | 5 | 0 | 1 | 0 | 20 |
| 17 Johann Orinoh | C 26:09 | 4-8 | 3-4 | 5-6 | 3 | 4 | 7 | 2 | 4 | 16 | 0 | 0 | 1 | 4 | 2 | 11 |
| 1 Malik Thomas | G 24:46 | 5-9 | 5-8 | 1-2 | 0 | 5 | 5 | 4 | 1 | 19 | 3 | 4 | 0 | 0 | 0 | 21 |
| 5 Sam Lewis | G 29:35 | 4-10 | 2-7 | 5-6 | 2 | 2 | 4 | 3 | 4 | 15 | 2 | 1 | 1 | 1 | 0 | 13 |
| 30 Dallin Hall | G 32:20 | 1-4 | 1-3 | 2-3 | 2 | 10 | 12 | 1 | 3 | 5 | 4 | 2 | 1 | 0 | 0 | 13 |
| 33 Ugonna Onyenso | 13:51 | 1-2 | 1-1 | 0-0 | 2 | 1 | 3 | 1 | 0 | 3 | 0 | 0 | 0 | 3 | 0 | -2 |
| 2 Chance Mallory | 22:50 | 1-6 | 0-4 | 5-5 | 0 | 0 | 0 | 2 | 4 | 7 | 4 | 0 | 1 | 0 | 0 | -10 |
| 6 Jacari White | 11:46 | 1-3 | 1-3 | 2-3 | 1 | 1 | 2 | 1 | 1 | 5 | 0 | 0 | 0 | 0 | 0 | -7 |
| 11 Devin Tillis | 10:28 | 0-1 | 0-1 | 0-0 | 0 | 1 | 1 | 4 | 1 | 0 | 1 | 1 | 0 | 0 | 0 | -14 |
| Team | | | | | 2 | 0 | 2 | 0 | 0 | 0 | 0 | 0 | 0 | 0 | 0 | |
| Totals | 21-53 | 14-34 | 23-29 | 14 | 30 | 44 | 22 | 21 | 79 | 15 | 13 | 4 | 9 | 2 | 9 | |

Major Fouls: NONE

| Louisville - 70 | | Record: 12-5 (2-3) | | | | | | | | | | | | | | |
|-------------------|---------|--------------------|-------|-----|----------|-------|----|----|----|----|--------|----|----|---|---|-----|
| NO. Name | Min | FG | 3P | FT | Rebounds | Fouls | TP | AS | TO | ST | Blocks | BS | BA | + | - | |
| 13 Sananda Fru | F 23:54 | 3-5 | 0-0 | 0-2 | 4 | 1 | 5 | 5 | 2 | 6 | 0 | 2 | 0 | 0 | 2 | -19 |
| 1 J'Vonne Hadley | G 35:10 | 4-7 | 0-2 | 3-4 | 2 | 3 | 5 | 4 | 6 | 11 | 1 | 1 | 3 | 0 | 1 | -15 |
| 3 Ryan Corwell | G 38:45 | 5-21 | 3-12 | 1-3 | 1 | 6 | 7 | 2 | 2 | 14 | 3 | 1 | 2 | 1 | 2 | -13 |
| 10 Isaac McKneely | G 37:47 | 7-16 | 5-14 | 4-4 | 1 | 4 | 5 | 1 | 3 | 23 | 0 | 2 | 0 | 0 | 0 | -7 |
| 14 Adrian Woolley | G 28:39 | 1-9 | 0-4 | 3-3 | 3 | 2 | 5 | 3 | 3 | 5 | 4 | 1 | 1 | 0 | 3 | -8 |
| 11 Kobe Rodgers | 15:12 | 0-0 | 0-0 | 2 | 1 | 3 | 3 | 4 | 0 | 2 | 1 | 0 | 0 | 0 | 0 | 4 |
| 15 Aly Khalifa | 18:09 | 3-7 | 2-6 | 1-2 | 1 | 1 | 2 | 3 | 9 | 3 | 1 | 0 | 1 | 0 | 1 | 7 |
| 7 Kasean Pryor | 04:24 | 1-2 | 0-0 | 0-0 | 0 | 1 | 1 | 0 | 0 | 2 | 0 | 1 | 0 | 0 | 1 | 6 |
| Team | | | | | 3 | 0 | 3 | 0 | 0 | 0 | 0 | 0 | 0 | 0 | 0 | |
| Totals | 24-67 | 10-38 | 12-18 | 17 | 19 | 36 | 21 | 22 | 70 | 13 | 8 | 8 | 2 | 9 | 9 | |

Major Fouls: Hayley (F1) 2nd 4:52

| | UVA | LOU | Points from | UVA | LOU | Period by Period Scoring | | | |
|------------------|----------------------------|---------------------------|---------------|-----|-----|--------------------------|-----|-----|-----|
| Biggest lead | 15 (2 nd 12:25) | 0 (1 st 20:00) | Turnovers | 8 | 19 | | 1st | 2nd | TOT |
| Best Scoring Run | 14 (1 st 16:35) | 6 (1 st 12:56) | Paint | 12 | 26 | UVA | 33 | 46 | 79 |
| Lead Changes | 0 | 8 | Second Chance | 14 | 10 | | LOU | 28 | 42 |
| Times Tied | 0 | | Fast Breaks | 0 | 0 | | | | |
| Time with Lead | 38:37 | 00:00 | Bench | 15 | 11 | | | | |

GAME 19

Jan. 24, 2026 • No. 23/21 Louisville 85, Virginia Tech 71
KFC Yum! Center • Louisville, Ky.



Official Basketball Box Score - Final
Virginia Tech at Louisville
01/24/26 KFC Yum! Center, Louisville, KY
2025-26 Men's Basketball

Game Time: 2:15 PM
Game Duration: 1:49
Attendance: 14,907

Officials: Tony Henderson, Jamal Spearman, Trey Styons

| Virginia Tech - 71 | | Record: 15-6 (4-4) | | | | | | | | | | | | | | |
|---------------------|---------|--------------------|-----|-----|----------|-------|----|----|----|----|--------|----|----|---|-----|-----|
| NO. Name | Min | FG | 3P | FT | Rebounds | Fouls | TP | AS | TO | ST | Blocks | BS | BA | + | - | |
| 13 Amari Hansberry | F 31:34 | 4-12 | 3-6 | 1-2 | 2 | 5 | 7 | 2 | 5 | 12 | 2 | 7 | 1 | 1 | 0 | -18 |
| 32 Christian Gurdak | C 14:24 | 1-1 | 0-0 | 0-0 | 3 | 1 | 4 | 1 | 1 | 2 | 0 | 0 | 0 | 0 | 0 | 4 |
| 0 Jalen Bedford | G 34:49 | 8-15 | 6-8 | 2-2 | 1 | 4 | 5 | 3 | 1 | 24 | 3 | 0 | 2 | 0 | 0 | -16 |
| 11 Ben Hammond | G 35:32 | 6-11 | 4-5 | 2-2 | 1 | 1 | 2 | 2 | 3 | 18 | 5 | 2 | 2 | 0 | 0 | -9 |
| 17 Neoklis Avdasas | G 22:54 | 1-8 | 0-2 | 0-0 | 0 | 2 | 2 | 1 | 1 | 2 | 4 | 1 | 1 | 0 | 1 | -11 |
| 2 Jaden Schutt | 22:12 | 3-5 | 3-5 | 0-0 | 0 | 1 | 1 | 3 | 0 | 9 | 1 | 0 | 0 | 0 | 0 | 1 |
| 1 Tob Laval | 30:06 | 1-7 | 0-3 | 0-2 | 2 | 7 | 9 | 3 | 3 | 2 | 1 | 1 | 0 | 5 | 0 | -13 |
| 4 Isaiah Pasha | 04:10 | 0-2 | 0-1 | 0-0 | 0 | 0 | 0 | 1 | 0 | 0 | 0 | 0 | 0 | 1 | 0 | -9 |
| 77 Antonio Dorn | 04:19 | 1-1 | 0-0 | 0-0 | 0 | 0 | 0 | 2 | 0 | 2 | 0 | 0 | 0 | 0 | 0 | 1 |
| Team | | | | | 0 | 1 | 1 | 0 | 0 | 0 | 0 | 0 | 0 | 0 | 0 | |
| Totals | 25-62 | 16-30 | 5-8 | 9 | 22 | 31 | 18 | 14 | 71 | 16 | 13 | 5 | 7 | 2 | -14 | |

Major Fouls: NONE

| Louisville - 85 | | Record: 14-5 (4-3) | | | | | | | | | | | | | | |
|---------------------|---------|--------------------|-------|-----|----------|-------|----|----|----|----|--------|----|----|---|----|----|
| NO. Name | Min | FG | 3P | FT | Rebounds | Fouls | TP | AS | TO | ST | Blocks | BS | BA | + | - | |
| 13 Sananda Fru | F 27:14 | 5-8 | 1-2 | 2-3 | 6 | 4 | 10 | 2 | 3 | 13 | 2 | 2 | 1 | 1 | 1 | 13 |
| 0 Mikell Brown Jr. | G 28:46 | 7-11 | 3-6 | 3-4 | 1 | 2 | 3 | 2 | 4 | 20 | 6 | 4 | 1 | 0 | 0 | 14 |
| 1 J'Vonne Hadley | G 31:36 | 5-8 | 1-2 | 3-3 | 0 | 6 | 6 | 3 | 2 | 14 | 2 | 2 | 1 | 0 | 1 | 8 |
| 3 Ryan Corwell | G 31:31 | 5-14 | 4-11 | 1-1 | 0 | 6 | 6 | 3 | 3 | 15 | 1 | 1 | 0 | 0 | 0 | 7 |
| 10 Isaac McKneely | G 27:36 | 3-9 | 2-7 | 0-0 | 0 | 3 | 3 | 1 | 2 | 8 | 1 | 2 | 0 | 0 | 1 | 7 |
| 14 Adrian Woolley | 20:53 | 2-6 | 1-2 | 1-2 | 1 | 2 | 3 | 1 | 2 | 6 | 2 | 1 | 3 | 0 | 2 | 14 |
| 15 Aly Khalifa | 14:27 | 1-3 | 1-3 | 0-0 | 0 | 1 | 4 | 5 | 1 | 0 | 3 | 1 | 0 | 0 | 0 | 2 |
| 11 Kobe Rodgers | 11:14 | 3-4 | 0-0 | 0-0 | 0 | 1 | 1 | 1 | 0 | 6 | 0 | 2 | 0 | 0 | 1 | 0 |
| 53 Vangelis Zougris | 06:43 | 0-3 | 0-0 | 0-0 | 0 | 1 | 1 | 1 | 0 | 0 | 2 | 0 | 1 | 1 | 1 | 5 |
| Team | | | | | 3 | 0 | 3 | 0 | 0 | 0 | 0 | 0 | 0 | 0 | 0 | |
| Totals | 31-66 | 13-33 | 10-13 | 15 | 29 | 44 | 14 | 18 | 85 | 17 | 15 | 8 | 12 | 7 | 14 | |

Major Fouls: NONE

| VT | | LOU | | Points from | | VT | LOU | Period by Period Scoring | | | |
|------------------|---------------------------|-----|----------------------------|-------------|---------------|----|-----|--------------------------|-----|-----|-----|
| Biggest lead | 2 (1 st 15:26) | | 20 (2 nd 14:24) | | Turnovers | 15 | 9 | | 1st | 2nd | TOT |
| Best Scoring Run | 8 (2 nd 7:22) | | 9 (1 st 15:58) | | Paint | 14 | 36 | VT | 22 | 49 | 71 |
| Lead Changes | 2 | | | | Second Chance | 7 | 20 | LOU | 37 | 48 | 85 |
| Times Tied | 2 | | | | Fast Breaks | 2 | 4 | | | | |
| Time with Lead | 01:04 | | 36:41 | | Bench | 13 | 15 | | | | |

GAME 18

Jan. 17, 2026 • No. 20/19 Louisville 100, Pittsburgh 59
Petersen Events Center • Pittsburgh, Pa.



Official Basketball Box Score - Final
Louisville at Pittsburgh
01/17/26 Petersen Events Center, Pittsburgh
2025-26 Men's Basketball

Game Time: 8:00 F
Game Duration: 2:30
Attendance: 6,030

Officials: Roger Ayers, Tim Clougherty, Michael K

| Louisville - 100 | | Record: 13-5 (3-3) | | | | | | | | | | | | | | |
|---------------------|---------|--------------------|-------|-----|----------|-------|----|----|-----|----|--------|----|----|---|----|----|
| NO. Name | Min | FG | 3P | FT | Rebounds | Fouls | TP | AS | TO | ST | Blocks | BS | BA | + | - | |
| 13 Sananda Fru | F 22:31 | 6-7 | 0-0 | 0-0 | 2 | 3 | 5 | 2 | 0 | 12 | 2 | 1 | 1 | 1 | 0 | 40 |
| 1 J'Vonne Hadley | G 31:13 | 7-9 | 1-1 | 2-2 | 1 | 6 | 7 | 1 | 2 | 17 | 5 | 2 | 2 | 1 | 0 | 30 |
| 3 Ryan Corwell | G 29:48 | 9-16 | 5-11 | 1-1 | 0 | 6 | 6 | 2 | 3 | 24 | 6 | 2 | 2 | 1 | 0 | 33 |
| 10 Isaac McKneely | G 33:49 | 3-8 | 3-6 | 2-3 | 0 | 4 | 4 | 1 | 1 | 11 | 2 | 0 | 0 | 0 | 1 | 34 |
| 14 Adrian Woolley | G 25:42 | 3-5 | 2-4 | 4-4 | 1 | 1 | 2 | 4 | 3 | 12 | 2 | 1 | 1 | 0 | 0 | 41 |
| 11 Kobe Rodgers | 19:04 | 3-4 | 1-1 | 0-0 | 0 | 1 | 1 | 2 | 1 | 7 | 1 | 1 | 1 | 0 | 0 | 10 |
| 15 Aly Khalifa | 16:17 | 3-4 | 3-4 | 0-0 | 0 | 2 | 2 | 2 | 0 | 9 | 4 | 0 | 0 | 0 | 0 | 3 |
| 53 Vangelis Zougris | 14:58 | 2-2 | 0-0 | 4-5 | 1 | 4 | 5 | 1 | 4 | 8 | 2 | 1 | 0 | 0 | 0 | 15 |
| 7 Kasean Pryor | 04:30 | 0-1 | 0-1 | 0-0 | 0 | 1 | 1 | 0 | 0 | 0 | 0 | 0 | 0 | 0 | 0 | 3 |
| 4 Cole Sherman | 01:04 | 0-1 | 0-1 | 0-0 | 0 | 0 | 0 | 0 | 0 | 0 | 0 | 0 | 0 | 0 | 1 | -2 |
| 33 Will Hanke | 01:04 | 0-0 | 0-0 | 0-0 | 0 | 0 | 0 | 0 | 0 | 0 | 0 | 0 | 0 | 0 | 0 | -2 |
| Team | | | | | 1 | 1 | 2 | 0 | 0 | 0 | 0 | 0 | 0 | 0 | 0 | |
| Totals | 36-57 | 15-29 | 13-15 | 6 | 29 | 35 | 16 | 14 | 100 | 24 | 8 | 6 | 2 | 2 | 41 | |

Major Fouls: NONE

| Pittsburgh - 59 | | Record: 8-10 (1-4) | | | | | | | | | | | | | | | |
|----------------------|---------|--------------------|-------|-----|----------|-------|----|----|----|----|--------|----|----|---|-----|-----|--|
| NO. Name | Min | FG | 3P | FT | Rebounds | Fouls | TP | AS | TO | ST | Blocks | BS | BA | + | - | | |
| 2 Cameron Corhen | F 34:03 | 2-5 | 0-1 | 0-0 | 2 | 3 | 5 | 1 | 0 | 4 | 4 | 1 | 0 | 0 | 0 | -36 | 1st FG% 9-27 29.6% 3PT% 4-16 25.0% FT% 2-5 40% |
| 13 Roman Sulepa | F 28:35 | 3-10 | 2-6 | 0-0 | 1 | 2 | 3 | 2 | 0 | 8 | 0 | 1 | 0 | 0 | 0 | -29 | |
| 7 Damarco Minor | G 27:25 | 2-4 | 1-3 | 2-2 | 0 | 3 | 3 | 2 | 3 | 7 | 7 | 2 | 2 | 0 | 0 | -36 | |
| 8 Omar Witherspoon | G 23:07 | 2-8 | 1-4 | 0-0 | 0 | 1 | 1 | 2 | 1 | 5 | 0 | 2 | 0 | 1 | 0 | -14 | 2nd FG% 13-28 46.4% 3PT% 3-8 37.5% FT% 8-11 72.7% |
| 22 Barry Dunning Jr. | G 29:24 | 4-7 | 0-1 | 1-3 | 2 | 4 | 6 | 2 | 4 | 9 | 0 | 1 | 0 | 1 | 0 | -40 | |
| 3 Brandin Cummings | 25:45 | 4-10 | 1-3 | 2-4 | 0 | 0 | 0 | 2 | 2 | 11 | 1 | 0 | 1 | 0 | 1 | -22 | |
| 25 Nojus Indrusalis | 21:55 | 3-9 | 2-6 | 0-2 | 0 | 2 | 2 | 1 | 3 | 8 | 0 | 1 | 0 | 1 | 0 | -22 | GM FG% 21-55 38.2% 3PT% 7-24 29.2% FT% 10-16 62.5% Dead Ball Rebounds: 3, 0 |
| 12 Kieran Mullen | 05:57 | 1-2 | 0-0 | 3-3 | 1 | 0 | 1 | 1 | 2 | 5 | 0 | 0 | 0 | 0 | 0 | -5 | |
| 21 Macari Moore | 03:49 | 0-0 | 0-0 | 2-2 | 1 | 1 | 2 | 1 | 1 | 2 | 1 | 1 | 0 | 0 | 0 | -1 | |
| Team | | | | | 1 | 0 | 1 | 0 | 0 | 0 | 0 | 1 | | | | | |
| Totals | 21:55 | 7-24 | 10-16 | 8 | 16 | 14 | 16 | 59 | 13 | 10 | 5 | 2 | 2 | 4 | -41 | | |

GAME 21

Jan. 31, 2026 • No. 20/20 Louisville 88, SMU 74
KFC Yum! Center • Louisville, Ky.



Official Basketball Box Score - Final
SMU at Louisville
01/31/26 KFC Yum! Center, Louisville, KY
2025-26 Men's Basketball

Game Time: 2:05 PM
Game Duration: 2:08
Attendance: 14,847

Officials: Bert Smith, Matt Potter, Eric Lewis

| SMU - 74 | | | | | | | | | | | | | |
|--------------------|---------------------|---------|-----------|-----------|-----------|-----------------------|----------------|----|----|----|----|-----------------|-----|
| Record: 15-6 (4-4) | | | | | | | | | | | | | |
| NO. | Name | Min | FG M-A | 3P M-A | FT M-A | Rebounds OR DR TOT | Fouls PF FD | TP | AS | TO | ST | Blocks BS BA | +/- |
| 3 | Corey Washington | F 29:26 | 5-10 | 3-8 | 0-0 | 2 2 4 | 3 1 | 13 | 0 | 0 | 2 | 0 0 | -4 |
| 24 | Samet Yigitoglu | C 26:40 | 7-8 | 0-1 | 0-2 | 6 2 8 | 4 5 | 14 | 0 | 6 | 1 | 1 0 | -10 |
| 0 | B. Edwards | G 35:54 | 5-11 | 1-3 | 2-2 | 0 8 8 | 4 3 | 13 | 0 | 2 | 3 | 0 0 | -11 |
| 2 | Boogie Miller | G 38:25 | 8-14 | 2-4 | 2-2 | 0 2 2 | 2 2 | 20 | 4 | 4 | 0 | 0 1 | -12 |
| 5 | Jaron Pierre Jr. | G 31:54 | 3-11 | 1-4 | 2-3 | 1 4 5 | 2 2 | 9 | 3 | 2 | 2 | 0 1 | -7 |
| 10 | Jaden Toombs | 12:00 | 1-4 | 0-1 | 0-0 | 0 3 3 | 1 1 | 2 | 0 | 2 | 0 | 1 1 | -9 |
| 4 | Sam Walters | 07:47 | 1-3 | 1-3 | 0-0 | 0 0 0 | 3 0 | 3 | 0 | 0 | 0 | 0 0 | -5 |
| 7 | Jermaine O'Neal Jr. | 10:41 | 0-1 | 0-1 | 0-0 | 0 2 2 | 0 0 | 0 | 0 | 0 | 0 | 0 0 | -9 |
| 9 | B.J. Davis-Ray | 03:06 | 0-0 | 0-0 | 0-0 | 0 1 1 | 1 0 | 0 | 0 | 0 | 0 | 0 0 | -3 |
| 13 | Mitchell Holmes | 04:07 | 0-0 | 0-0 | 0-0 | 0 1 1 | 0 0 | 0 | 0 | 0 | 0 | 0 0 | 0 |
| Team | | | 0 | 0 | 0 | 0 | 0 | 0 | 0 | 0 | 0 | 0 | |
| Totals | | | 30-62 | 8-25 | 6-9 | 9 25 34 | 20 14 | 74 | 7 | 16 | 8 | 2 3 | -14 |

| Shooting By Period | | | |
|-------------------------|-------|-------|-------|
| 1st | FG% | 19-32 | 59.4% |
| | 3PT% | 5-13 | 38.5% |
| | FT% | 6-9 | 66.7% |
| 2nd | FG% | 11-30 | 36.7% |
| | 3PT% | 3-12 | 25.0% |
| | FT% | 2-4 | 50% |
| GM/FG% | 30-62 | 48.4% | |
| | 3PT% | 8-25 | 32.0% |
| | FT% | 6-9 | 66.7% |
| Dead Ball Rebounds: 0-2 | | | |

| Shooting By Period | | |
|--------------------------|-------|-------|
| 1st FG% | 19-32 | 59.4% |
| 3PT% | 5-13 | 38.5% |
| FT% | 4-5 | 80% |
| 2nd FG% | 11-30 | 36.7% |
| 3PT% | 3-12 | 25.0% |
| FT% | 2-4 | 50% |
| GM FG% | 30-62 | 48.4% |
| 3PT% | 8-25 | 32.0% |
| FT% | 6-9 | 66.7% |
| Dead Ball Rebounds: 0, 2 | | |

| Louisville - 88 | | | | | | | | | | | | | |
|--|------------------|---------|-----------|-----------|-----------|-----------------------|----------------|----|----|----|----|-----------------|-----|
| Record: 15-6 (5-4) | | | | | | | | | | | | | |
| Major Fouls: Yigitligo (F) 1 2 nd 10:20 | | | | | | | | | | | | | |
| NO. | Name | Min | FG M-A | 3P M-A | FT M-A | Rebounds OR DR TOT | Fouls PF FD | TP | AS | TO | ST | Blocks BS BA | +/- |
| 13 | Sananda Fru | F 17:30 | 1-3 | 0-0 | 1-2 | 0 3 3 | 1 2 | 3 | 2 | 1 | 1 | 2 0 | -7 |
| 1 | J'Vonne Hadley | G 28:56 | 4-8 | 0-3 | 2-4 | 1 3 4 | 1 2 | 10 | 1 | 0 | 2 | 0 1 | 11 |
| 3 | Ryan Cornwell | G 34:21 | 4-15 | 1-11 | 3-3 | 1 4 5 | 3 3 | 12 | 3 | 0 | 2 | 0 1 | 3 |
| 10 | Isaac McKneely | G 23:58 | 5-10 | 4-9 | 0-0 | 0 3 3 | 0 0 | 14 | 1 | 1 | 0 | 0 0 | 13 |
| 14 | Adrian Woolley | G 11:27 | 1-2 | 0-0 | 0-0 | 0 1 1 | 3 0 | 2 | 0 | 1 | 1 | 0 0 | -10 |
| 0 | Mikel Brown Jr. | 29:20 | 7-14 | 3-8 | 3-5 | 0 3 3 | 0 4 | 20 | 4 | 5 | 1 | 0 0 | 5 |
| 9 | Khani Rooths | 20:04 | 4-5 | 0-1 | 4-5 | 2 8 10 | 0 3 | 12 | 2 | 1 | 1 | 0 0 | 16 |
| 15 | Aly Khalifa | 14:06 | 3-4 | 2-3 | 0-0 | 0 0 0 | 4 0 | 8 | 2 | 1 | 1 | 1 0 | 14 |
| 11 | Kobe Rodgers | 11:54 | 2-2 | 0-0 | 3-4 | 3 0 3 | 0 5 | 7 | 4 | 0 | 0 | 0 0 | 18 |
| 53 | Vangelis Zoungis | 08:24 | 0-0 | 0-0 | 0-0 | 2 1 3 | 2 1 | 0 | 1 | 1 | 0 | 0 0 | 7 |
| Team | | | 0 | 0 | 0 | 0 | 0 | 0 | 0 | 0 | 0 | 0 | |
| Totals | | | 31-63 | 10-35 | 16-23 | 9 26 35 | 14 20 | 88 | 20 | 11 | 9 | 3 2 | 14 |
| Shooting By Period 1 st FG% 17-39 47.2% 2 nd FG% 6-7 85.7% 3 rd FG% 16-27 59.3% 4 th FG% 1-16 6.25% GMFG% 31-63 49.2% FT% 10-23 43.5% 3PT% 10-35 28.6% Dead Ball Rebounds: 3.0 | | | | | | | | | | | | | |

| Shooting By Period | | |
|--------------------------|-------|-------|
| 1st FG% | 17-36 | 47.2% |
| 3PT% | 4-19 | 21.1% |
| FT% | 6-7 | 85.7% |
| 2nd FG% | 14-27 | 51.9% |
| 3PT% | 6-16 | 37.5% |
| FT% | 10-16 | 62.5% |
| GM FG% | 31-63 | 49.2% |
| 3PT% | 10-35 | 28.6% |
| FT% | 16-23 | 69.6% |
| Dead Ball Rebounds: 3, 0 | | |

| Major Fouls: NONE | | | | | | | | | | | | | |
|-------------------|--|--|----------------------------|--|---------------------------|--|---------------|--|--|--------------------------|--|--|--|
| | | | SMU | | LOU | | | | | Period by Period Scoring | | | |
| Biggest lead | | | 12 (1 st 14:34) | | 17 (2 nd 1:42) | | Points from | | | | | | |
| Best Scoring Run | | | 7 (2 nd 10:04) | | 10 (2 nd 7:41) | | Turnovers | | | 1st 2nd TOT | | | |
| Lead Changes | | | 5 | | | | Paint | | | SMU 47 27 74 | | | |
| Times Tied | | | 3 | | | | Second Chance | | | LOU 44 44 88 | | | |
| Time with Lead | | | 22:15 | | 14:14 | | Fast Breaks | | | | | | |
| | | | | | | | Bench | | | | | | |
| | | | | | | | | | | | | | |
| | | | | | | | | | | | | | |
| | | | | | | | | | | | | | |
| | | | | | | | | | | | | | |
| | | | | | | | | | | | | | |
| | | | | | | | | | | | | | |
| | | | | | | | | | | | | | |
| | | | | | | | | | | | | | |
| | | | | | | | | | | | | | |
| | | | | | | | | | | | | | |
| | | | | | | | | | | | | | |
| | | | | | | | | | | | | | |
| | | | | | | | | | | | | | |
| | | | | | | | | | | | | | |
| | | | | | | | | | | | | | |
| | | | | | | | | | | | | | |
| | | | | | | | | | | | | | |
| | | | | | | | | | | | | | |
| | | | | | | | | | | | | | |
| | | | | | | | | | | | | | |
| | | | | | | | | | | | | | |
| | | | | | | | | | | | | | |
| | | | | | | | | | | | | | |
| | | | | | | | | | | | | | |
| | | | | | | | | | | | | | |
| | | | | | | | | | | | | | |
| | | | | | | | | | | | | | |
| | | | | | | | | | | | | | |
| | | | | | | | | | | | | | |
| | | | | | | | | | | | | | |
| | | | | | | | | | | | | | |
| | | | | | | | | | | | | | |
| | | | | | | | | | | | | | |
| | | | | | | | | | | | | | |
| | | | | | | | | | | | | | |
| | | | | | | | | | | | | | |
| | | | | | | | | | | | | | |
| | | | | | | | | | | | | | |
| | | | | | | | | | | | | | |
| | | | | | | | | | | | | | |
| | | | | | | | | | | | | | |
| | | | | | | | | | | | | | |
| | | | | | | | | | | | | | |
| | | | | | | | | | | | | | |
| | | | | | | | | | | | | | |
| | | | | | | | | | | | | | |
| | | | | | | | | | | | | | |
| | | | | | | | | | | | | | |
| | | | | | | | | | | | | | |
| | | | | | | | | | | | | | |
| | | | | | | | | | | | | | |
| | | | | | | | | | | | | | |
| | | | | | | | | | | | | | |
| | | | | | | | | | | | | | |
| | | | | | | | | | | | | | |
| | | | | | | | | | | | | | |
| | | | | | | | | | | | | | |
| | | | | | | | | | | | | | |
| | | | | | | | | | | | | | |
| | | | | | | | | | | | | | |
| | | | | | | | | | | | | | |
| | | | | | | | | | | | | | |
| | | | | | | | | | | | | | |
| | | | | | | | | | | | | | |
| | | | | | | | | | | | | | |
| | | | | | | | | | | | | | |
| | | | | | | | | | | | | | |
| | | | | | | | | | | | | | |
| | | | | | | | | | | | | | |
| | | | | | | | | | | | | | |
| | | | | | | | | | | | | | |
| | | | | | | | | | | | | | |
| | | | | | | | | | | | | | |
| | | | | | | | | | | | | | |
| | | | | | | | | | | | | | |
| | | | | | | | | | | | | | |
| | | | | | | | | | | | | | |
| | | | | | | | | | | | | | |
| | | | | | | | | | | | | | |
| | | | | | | | | | | | | | |
| | | | | | | | | | | | | | |
| | | | | | | | | | | | | | |
| | | | | | | | | | | | | | |
| | | | | | | | | | | | | | |
| | | | | | | | | | | | | | |
| | | | | | | | | | | | | | |
| | | | | | | | | | | | | | |
| | | | | | | | | | | | | | |
| | | | | | | | | | | | | | |
| | | | | | | | | | | | | | |
| | | | | | | | | | | | | | |
| | | | | | | | | | | | | | |
| | | | | | | | | | | | | | |
| | | | | | | | | | | | | | |
| | | | | | | | | | | | | | |
| | | | | | | | | | | | | | |
| | | | | | | | | | | | | | |
| | | | | | | | | | | | | | |
| | | | | | | | | | | | | | |

2025-26 CUMULATIVE STATISTICS



2025-26 Louisville Men's Basketball Combined Team Statistics All games

Page 1/1
as of Jan 31, 2026

Game Records

| Record | Overall | Home | Away | Neutral |
|----------------|---------|------|------|---------|
| ALL GAMES | 15-6 | 11-2 | 2-4 | 2-0 |
| CONFERENCE | 5-4 | 3-2 | 2-2 | 0-0 |
| NON-CONFERENCE | 10-2 | 8-0 | 0-2 | 2-0 |

Score by Periods

| Team | 1st | 2nd | OT | TOT |
|------------|-----|-----|----|------|
| Louisville | 884 | 924 | 0 | 1808 |
| Opponents | 677 | 803 | 0 | 1480 |

Team Box Score

| No. | Player | | | | Total | | 3-Point | | F-Throw | | Rebounds | | | | | | | | | | | |
|-----------|-------------------|-------|--------|------|----------|------|----------|------|---------|-------|----------|-----|-----|------|-----|----|-----|-----|-----|-----|------|------|
| | | GP-GS | MIN | AVG | FG-FGA | FG% | 3FG-3FGA | 3FG% | FT-FTA | FT% | OFF | DEF | TOT | AVG | PF | DQ | A | TO | BLK | STL | PTS | AVG |
| 3 | CONWELL, Ryan | 20-20 | 598:55 | 29.9 | 117-293 | .399 | 73-204 | .358 | 74-89 | .831 | 15 | 85 | 100 | 5.0 | 61 | 3 | 51 | 34 | 3 | 27 | 381 | 19.1 |
| 0 | BROWN JR., Mikel | 13-12 | 363:36 | 28.0 | 60-156 | .385 | 26-92 | .283 | 67-83 | .807 | 1 | 37 | 38 | 2.9 | 16 | 0 | 65 | 36 | 1 | 10 | 213 | 16.4 |
| 10 | MCKNEELY, Isaac | 21-21 | 616:20 | 29.3 | 77-187 | .412 | 60-157 | .382 | 30-34 | .882 | 10 | 55 | 65 | 3.1 | 26 | 0 | 25 | 17 | 2 | 12 | 244 | 11.6 |
| 1 | HADLEY, J'Vonne | 20-19 | 556:18 | 27.8 | 81-150 | .540 | 19-48 | .396 | 34-51 | .667 | 26 | 81 | 107 | 5.4 | 47 | 0 | 36 | 17 | 6 | 22 | 215 | 10.8 |
| 13 | FRU, Sananda | 21-21 | 484:25 | 23.1 | 87-116 | .750 | 4-7 | .571 | 37-59 | .627 | 69 | 72 | 141 | 6.7 | 46 | 1 | 29 | 36 | 27 | 11 | 215 | 10.2 |
| 14 | WOOLEY, Adrian | 21-9 | 478:23 | 22.8 | 62-144 | .431 | 24-73 | .329 | 40-48 | .833 | 29 | 56 | 85 | 4.0 | 50 | 1 | 34 | 23 | 2 | 20 | 188 | 9.0 |
| 9 | ROOTHS, Khani | 17-2 | 295:12 | 17.4 | 38-83 | .458 | 7-39 | .179 | 27-38 | .711 | 16 | 72 | 88 | 5.2 | 24 | 0 | 22 | 14 | 8 | 13 | 110 | 6.5 |
| 11 | RODGERS, Kobe | 20-1 | 300:59 | 15.0 | 29-51 | .569 | 8-20 | .400 | 18-20 | .900 | 22 | 33 | 55 | 2.8 | 38 | 0 | 33 | 18 | 5 | 18 | 84 | 4.2 |
| 15 | KHALIFA, Aly | 21-0 | 265:01 | 12.6 | 29-64 | .453 | 20-45 | .444 | 4-6 | .667 | 11 | 33 | 44 | 2.1 | 43 | 0 | 58 | 20 | 9 | 9 | 82 | 3.9 |
| 7 | PRYOR, Kasean | 13-0 | 95:55 | 7.4 | 12-32 | .375 | 4-18 | .222 | 4-9 | .444 | 5 | 24 | 29 | 2.2 | 17 | 0 | 4 | 6 | 2 | 7 | 32 | 2.5 |
| 53 | ZOUGRIS, Vangelis | 14-0 | 119:37 | 8.5 | 10-21 | .476 | 0-0 | .000 | 9-13 | .692 | 22 | 16 | 38 | 2.7 | 27 | 0 | 10 | 13 | 3 | 5 | 29 | 2.1 |
| 4 | SHERMAN, Cole | 8-0 | 10:06 | 1.3 | 3-7 | .429 | 3-7 | .429 | 0-0 | .000 | 0 | 0 | 0 | 0.0 | 1 | 0 | 1 | 1 | 0 | 0 | 9 | 1.1 |
| 55 | LEGG, Spencer | 7-0 | 06:48 | 1.0 | 1-3 | .333 | 0-2 | .000 | 2-2 | 1.000 | 2 | 1 | 3 | 0.4 | 0 | 0 | 2 | 3 | 0 | 0 | 4 | 0.6 |
| 33 | HANKE, Will | 8-0 | 08:25 | 1.1 | 1-3 | .333 | 0-0 | .000 | 0-0 | .000 | 2 | 2 | 4 | 0.5 | 1 | 0 | 0 | 0 | 1 | 0 | 2 | 0.3 |
| Team | | | | | | | | | | | 28 | 23 | 51 | | | | | 4 | | | | |
| Total | | 21 | 4200 | | 607-1310 | .463 | 248-712 | .348 | 346-452 | .765 | 258 | 590 | 848 | 40.4 | 397 | 5 | 370 | 242 | 69 | 154 | 1808 | 86.1 |
| Opponents | | 21 | 4200 | | 506-1254 | .404 | 172-514 | .335 | 296-419 | .706 | 219 | 499 | 718 | 34.2 | 393 | 9 | 241 | 268 | 71 | 132 | 1480 | 70.5 |

Team Statistics

| | LOU | OPP |
|------------------------|-----------------|-----------------|
| Scoring | 1808 | 1480 |
| Points per game | 86.1 | 70.5 |
| Scoring margin | +15.6 | - |
| Field goals-att | 607-1310 | 506-1254 |
| Field goal pct | .463 | .404 |
| 3 point fg-att | 248-712 | 172-514 |
| 3-point FG pct | .348 | .335 |
| 3-pt FG made per game | 11.8 | 8.2 |
| Free throws-att | 346-452 | 296-419 |
| Free throw pct | .765 | .706 |
| F-Throws made per game | 16.5 | 14.1 |
| Rebounds | 848 | 718 |
| Rebounds per game | 40.4 | 34.2 |
| Rebounding margin | +6.2 | - |
| Assists | 370 | 241 |
| Assists per game | 17.6 | 11.5 |
| Turnovers | 242 | 268 |
| Turnovers per game | 11.5 | 12.8 |
| Turnover margin | +1.2 | - |
| Assist/turnover ratio | 1.5 | 0.9 |
| Steals | 154 | 132 |
| Steals per game | 7.3 | 6.3 |
| Blocks | 69 | 71 |
| Blocks per game | 3.3 | 3.4 |
| Winning streak | 1 | - |
| Home win streak | 2 | - |
| Attendance | 200895 | 66846 |
| Home games-Avg/Game | 13-15453 | 6-11141 |
| Neutral site-Avg/Game | - | 2-13642 |

Team Results

| Date | Opponent | | Score | Att. |
|------------|--------------------|---|--------|-------|
| 11/03/2025 | South Carolina St. | W | 104-45 | 14218 |
| 11/06/2025 | Jackson St. | W | 106-70 | 14412 |
| 11/11/2025 | Kentucky | W | 96-88 | 22586 |
| 11/15/2025 | Ohio | W | 106-81 | 14899 |
| 11/21/2025 | vs Cincinnati | W | 74-64 | 8507 |
| 11/24/2025 | Eastern Mich. | W | 87-46 | 13832 |
| 11/26/2025 | NJIT | W | 104-47 | 13825 |
| 12/03/2025 | at Arkansas | L | 80-89 | 19600 |
| 12/06/2025 | vs Indiana | W | 87-78 | 18777 |
| 12/13/2025 | Memphis | W | 99-73 | 16355 |
| 12/16/2025 | at Tennessee | L | 62-83 | 21678 |
| 12/20/2025 | Montana | W | 94-54 | 14076 |
| 12/30/2025 | at California | W | 90-70 | 6012 |
| 01/02/2026 | at Stanford | L | 76-80 | 4172 |
| 01/06/2026 | Duke | L | 73-84 | 17656 |
| 01/10/2026 | Boston College | W | 75-62 | 14585 |
| 01/13/2026 | Virginia | L | 70-79 | 14697 |
| 01/17/2026 | at Pittsburgh | W | 100-59 | 6070 |
| 01/24/2026 | Virginia Tech | W | 85-71 | 14907 |
| 01/26/2026 | at Duke | L | 52-83 | 9314 |
| 01/31/2026 | SMU | W | 88-74 | 14847 |

2025-26 CONFERENCE STATISTICS



2025-26 Louisville Men's Basketball Combined Team Statistics In Conference games

Page 1/1
as of Jan 31, 2026

Game Records

| Record | Overall | Home | Away | Neutral |
|----------------|---------|------|------|---------|
| ALL GAMES | 5-4 | 3-2 | 2-2 | 0-0 |
| CONFERENCE | 5-4 | 3-2 | 2-2 | 0-0 |
| NON-CONFERENCE | 0-0 | 0-0 | 0-0 | 0-0 |

Score by Periods

| Team | 1st | 2nd | OT | TOT |
|------------|-----|-----|----|-----|
| Louisville | 349 | 360 | 0 | 709 |
| Opponents | 303 | 359 | 0 | 662 |

Team Box Score

| No. | Player | | | | Total | | 3-Point | | F-Throw | | Rebounds | | | | | | | | | | | |
|-----------|-------------------|-------|--------|------|---------|------|----------|------|---------|-------|----------|-----|-----|------|-----|----|-----|-----|-----|-----|-----|------|
| | | GP-GS | MIN | AVG | FG-FGA | FG% | 3FG-3FGA | 3FG% | FT-FTA | FT% | OFF | DEF | TOT | AVG | PF | DQ | A | TO | BLK | STL | PTS | AVG |
| 3 | CONWELL, Ryan | 8-8 | 262:42 | 32.8 | 52-136 | .382 | 29-92 | .315 | 18-22 | .818 | 6 | 39 | 45 | 5.6 | 23 | 1 | 23 | 14 | 1 | 11 | 151 | 18.9 |
| 0 | BROWN JR., Mikel | 3-2 | 92:02 | 30.7 | 15-38 | .395 | 7-21 | .333 | 10-15 | .667 | 1 | 7 | 8 | 2.7 | 4 | 0 | 14 | 12 | 0 | 2 | 47 | 15.7 |
| 10 | MCKNEELY, Isaac | 9-9 | 287:20 | 31.9 | 33-86 | .384 | 25-71 | .352 | 18-20 | .900 | 5 | 21 | 26 | 2.9 | 10 | 0 | 14 | 9 | 0 | 5 | 109 | 12.1 |
| 1 | HADLEY, J'Vonne | 9-9 | 279:40 | 31.1 | 39-73 | .534 | 7-22 | .318 | 21-26 | .808 | 12 | 40 | 52 | 5.8 | 21 | 0 | 19 | 12 | 3 | 13 | 106 | 11.8 |
| 13 | FRU, Sananda | 9-9 | 210:38 | 23.4 | 35-50 | .700 | 2-4 | .500 | 15-26 | .577 | 28 | 38 | 66 | 7.3 | 23 | 1 | 14 | 12 | 12 | 5 | 87 | 9.7 |
| 14 | WOOLEY, Adrian | 9-7 | 220:21 | 24.5 | 28-69 | .406 | 8-29 | .276 | 15-19 | .789 | 9 | 21 | 30 | 3.3 | 22 | 0 | 15 | 12 | 1 | 7 | 79 | 8.8 |
| 9 | ROOTHS, Khani | 5-0 | 102:14 | 20.4 | 12-27 | .444 | 1-10 | .100 | 8-10 | .800 | 9 | 26 | 35 | 7.0 | 11 | 0 | 5 | 5 | 5 | 4 | 33 | 6.6 |
| 15 | KHALIFA, Aly | 9-0 | 129:52 | 14.4 | 18-35 | .514 | 15-29 | .517 | 1-2 | .500 | 5 | 16 | 21 | 2.3 | 24 | 0 | 22 | 8 | 3 | 3 | 52 | 5.8 |
| 11 | RODGERS, Kobe | 9-1 | 143:42 | 16.0 | 11-23 | .478 | 3-8 | .375 | 5-6 | .833 | 11 | 10 | 21 | 2.3 | 13 | 0 | 12 | 8 | 1 | 4 | 30 | 3.3 |
| 53 | ZOUGRIS, Vangelis | 6-0 | 46:10 | 7.7 | 3-7 | .429 | 0-0 | .000 | 5-6 | .833 | 6 | 8 | 14 | 2.3 | 10 | 0 | 3 | 7 | 2 | 1 | 11 | 1.8 |
| 7 | PRYOR, Kasean | 4-0 | 23:12 | 5.8 | 1-7 | .143 | 0-5 | .000 | 2-2 | 1.000 | 0 | 6 | 6 | 1.5 | 4 | 0 | 0 | 4 | 0 | 0 | 4 | 1.0 |
| 4 | SHERMAN, Cole | 1-0 | 01:04 | 1.1 | 0-1 | .000 | 0-1 | .000 | 0-0 | .000 | 0 | 0 | 0 | 0.0 | 0 | 0 | 0 | 0 | 0 | 0 | 0 | 0.0 |
| 33 | HANKE, Will | 1-0 | 01:04 | 1.1 | 0-0 | .000 | 0-0 | .000 | 0-0 | .000 | 0 | 0 | 0 | 0.0 | 0 | 0 | 0 | 0 | 0 | 0 | 0 | 0.0 |
| Team | | | | | | | | | | | 13 | 7 | 20 | | | | | | | | | |
| Total | | 9 | 1800 | | 247-552 | .447 | 97-292 | .332 | 118-154 | .766 | 105 | 239 | 344 | 38.2 | 165 | 2 | 141 | 103 | 28 | 55 | 709 | 78.8 |
| Opponents | | 9 | 1800 | | 225-526 | .428 | 87-232 | .375 | 125-182 | .687 | 92 | 220 | 312 | 34.7 | 157 | 2 | 108 | 99 | 32 | 59 | 662 | 73.6 |

Team Statistics

| | LOU | OPP |
|------------------------|----------------|----------------|
| Scoring | 709 | 662 |
| Points per game | 78.8 | 73.6 |
| Scoring margin | +5.2 | - |
| Field goals-att | 247-552 | 225-526 |
| Field goal pct | .447 | .428 |
| 3 point fg-att | 97-292 | 87-232 |
| 3-point FG pct | .332 | .375 |
| 3-pt FG made per game | 10.8 | 9.7 |
| Free throws-att | 118-154 | 125-182 |
| Free throw pct | .766 | .687 |
| F-Throws made per game | 13.1 | 13.9 |
| Rebounds | 344 | 312 |
| Rebounds per game | 38.2 | 34.7 |
| Rebounding margin | +3.6 | - |
| Assists | 141 | 108 |
| Assists per game | 15.7 | 12.0 |
| Turnovers | 103 | 99 |
| Turnovers per game | 11.4 | 11.0 |
| Turnover margin | -0.4 | - |
| Assist/turnover ratio | 1.4 | 1.1 |
| Steals | 55 | 59 |
| Steals per game | 6.1 | 6.6 |
| Blocks | 28 | 32 |
| Blocks per game | 3.1 | 3.6 |
| Winning streak | 1 | - |
| Home win streak | 2 | - |
| Attendance | 76692 | 25568 |
| Home games-Avg/Game | 5-15338 | 4-6392 |
| Neutral site-Avg/Game | - | 0-0 |

Team Results

| Date | Opponent | | Score | Att. |
|------------|----------------|---|--------|-------|
| 12/30/2025 | at California | W | 90-70 | 6012 |
| 01/02/2026 | at Stanford | L | 76-80 | 4172 |
| 01/06/2026 | Duke | L | 73-84 | 17656 |
| 01/10/2026 | Boston College | W | 75-62 | 14585 |
| 01/13/2026 | Virginia | L | 70-79 | 14697 |
| 01/17/2026 | at Pittsburgh | W | 100-59 | 6070 |
| 01/24/2026 | Virginia Tech | W | 85-71 | 14907 |
| 01/26/2026 | at Duke | L | 52-83 | 9314 |
| 01/31/2026 | SMU | W | 88-74 | 14847 |

NOTRE DAME ALL-TIME SERIES (ENTERING THIS SEASON)

Won 27, Lost 19
Home 15-5, Away 7-11, Neutral 5-3
Louisville wins in bold italics

| Date | UL | UND | Date | UL | UND |
|--------------------------------|-----------|-----------|--------------------------------|-----------|-----------|
| Jan. 5, 1952 (H) | 65 | 59 | Mar. 4, 2015 (H) | 59 | 71 |
| Feb. 11, 1953 (A) | 62 | 73 | Feb. 13, 2016 (A) | 66 | 71 |
| Jan. 6, 1954 (A) | 53 | 72 | Jan. 4, 2017 (A) | 70 | 77 |
| Jan. 3, 1955 (H) | 73 | 69 | Mar. 4, 2017 (H) | 71 | 64 |
| Jan. 11, 1956 (A) (OT) | 80 | 75 | Jan. 16, 2018 (A) (2OT) | 82 | 78 |
| Dec. 22, 1956 (H) | 85 | 75 | Mar. 3, 2019 (H) | 75 | 61 |
| Jan. 18, 1958 (H) | 94 | 83 | Mar. 13, 2019 (N)\$ | 75 | 53 |
| Jan. 29, 1958 (A) | 53 | 73 | Jan. 11, 2020 (A) | 67 | 64 |
| Dec. 20, 1958 (H)* | 53 | 61 | Feb. 23, 2021 (H) | 69 | 57 |
| Feb. 27, 1960 (N)+ | 54 | 65 | Jan. 22, 2022 (H) | 70 | 82 |
| Mar. 20, 1973 (N)# | 71 | 79 | Feb. 9, 2022 (A) | 57 | 63 |
| Dec. 5, 1987 (N)@ | 54 | 69 | Jan. 28, 2023 (A) | 62 | 76 |
| Mar. 4, 1989 (A) | 87 | 77 | Feb. 21, 2024 (H) | 50 | 72 |
| Dec. 2, 1989 (N)@ | 84 | 73 | Feb. 16, 2025 (A) | 75 | 60 |
| Mar. 2, 1991 (H) | 65 | 59 | | | |
| Dec. 5, 1991 (A) | 84 | 81 | | | |
| Mar. 7, 1993 (H) | 83 | 68 | | | |
| Feb. 26, 1994 (A) (OT) | 85 | 82 | | | |
| Jan. 7, 1995 (H) | 80 | 72 | | | |
| Feb. 4, 2006 (H) (OT) | 89 | 86 | | | |
| Jan. 3, 2007 (A) | 62 | 78 | | | |
| Feb. 28, 2008 (H) | 90 | 85 | | | |
| Jan. 12, 2009 (H) (OT) | 87 | 73 | | | |
| Feb. 12, 2009 (A) | 57 | 90 | | | |
| Feb. 17, 2010 (H) (2OT) | 91 | 89 | | | |
| Feb. 9, 2011 (A) (OT) | 79 | 89 | | | |
| Mar. 11, 2011 (N)^ (OT) | 83 | 77 | | | |
| Jan. 7, 2012 (H) (2OT) | 65 | 67 | | | |
| Mar. 9, 2012 (N)^ | 64 | 50 | | | |
| Feb. 9, 2013 (A) (5OT) | 101 | 104 | | | |
| Mar. 9, 2013 (H) | 73 | 57 | | | |
| Mar. 15, 2013 (N)^ | 69 | 57 | | | |

*Bluegrass Invitational (Louisville, KY)

+Played in Chicago, IL


#NIT (New York, NY)

@Big Four Classic (Indianapolis, IN)

^BIG EAST Tournament (New York, NY)

\$ACC Tournament Quarterfinals (Charlotte, NC)

2025-26 LOUISVILLE CARDINALS




0 | Mikel Brown Jr.
Fr. | G | 6-5 | 190



1 | J'Vonne Hadley
6th | G | 6-7 | 210



3 | Ryan Conwell
Sr. | G | 6-4 | 215



4 | Cole Sherman
Sr. | G | 5-11 | 190



5 | London Johnson
Jr. | G | 6-3 | 175



7 | Kasean Pryor
6th | F | 6-10 | 230




9 | Khani Rooths
So. | F | 6-10 | 215



10 | Isaac McKneely
Sr. | G | 6-4 | 195



11 | Kobe Rodgers
R-Sr. | G | 6-3 | 185



12 | Mouhamed Camara
Fr. | F | 6-8 | 225




13 | Sananda Fru
Jr. | F | 6-11 | 250



14 | Adrian Wooley
So. | G | 6-4 | 200




15 | Aly Khalifa
R-Sr. | C | 7-0 | 250



33 | Will Hanke
Fr. | G | 6-4 | 200



53 | Vangelis Zougris
Jr. | F/C | 6-8 | 240



55 | Spencer Legg
Sr. | G | 6-7 | 200