



MEN'S BASKETBALL

2025-26 Season | Game 25

**FIGHTING
IRISH MEDIA**
PRIMARY MEN'S
BASKETBALL CONTACT

SECONDARY
CONTACT

Josh Bates
jbates2@nd.edu
574-310-9954

Aly Prigge
aprigge@nd.edu
419-591-9329



NOTRE DAME (11-13, 2-9)

vs

SMU (16-7, 5-5)

TUESDAY, FEB. 10

Dallas, Texas | 7 pm ET

Moody Coliseum

TV Broadcast ACC Network

TV Crew Anish Shroff
Terrence Oglesby

Radio 960 WSBT-AM

Radio Crew Conor Clingen
Scott Martin

Live Stats Statbroadcast

Social @ndmbb

Head Coaches

NOTRE DAME
MICAH SHREWSBERRY

Record at School:
39-51 (3rd Year)

Overall Record:
76-82 (5th Year)

SMU
ANDY ENFIELD

Record at School:
40-18 (2nd)

Overall Record:
301-193 (15th)

The Series

OVERALL

Record: Lead, 4-2

Streak: L1

Last Meeting: L, 73-97, on
2/19/25, in South Bend

HOME

Record: Lead, 2-0

Streak: W2

Last: W, 63-49, on 2/8/1990

2025-26 Schedule

Overall: 11-13 (2-9 ACC)

Home: 8-5; Away 2-6; Neutral 1-2

Date	Opponent	TV	Time/Result
11/3	LIU	ACCNX	W, 89-67
11/7	Detroit Mercy	ACCNX	W, 102-70
11/11	Eastern Illinois	ACCNX	W, 78-58
11/16	@ Ohio St	FS1	L, 63-64
11/19	Bellarmine	ACCNX	W, 86-79
11/24	vs. (RV/RV) Kansas#	TNT	L, 61-71
11/25	vs. Rutgers#	TNT	W, 68-63
11/26	vs. #3/2 Houston#	TNT	L, 56-66
12/2	(RV/RV) Missouri%	ESPNU	W, 76-71
12/5	@ TCU	ESPN+	W, 87-85 OT
12/10	Idaho	ACCNX	W, 80-65
12/13	Evansville	ACCN	W, 82-58
12/21	Purdue Fort Wayne	ACCNX	L, 69-72
12/30	@ Stanford*	ESPN2	W, 47-40
1/2	@ Cal*	ESPN2	L, 71-72
1/10	(RV/RV) Clemson*	ESPN2	L, 61-76
1/13	(RV/RV) Miami*	ESPNU	L, 69-81
1/17	@ Virginia Tech*	ACCN	L, 76-89
1/21	@ #22/24 UNC	ESPN2	L, 69-91
1/24	Boston College*	ACCN	W, 68-64
1/27	#17/17 Virginia*	ESPN2	L, 97-100 2OT
1/31	@ Syracuse*	The CW	L, 72-86
2/4	@ #24/23 Louisville*	ESPN2	L, 65-76
2/7	Florida St*	The CW	L, 79-82
2/10	@ SMU*	ACCN	7 pm
2/14	Georgia Tech*	The CW	Noon
2/21	@ Pitt*	ACCN	2 pm
2/24	Duke*	ESPN/2/U	7 pm
2/28	NC State*	The CW	Noon
3/4	Stanford*	ESPNU	9 pm
3/7	@ Boston College*	ESPNU	Noon
3/10-14	ACC Tournament^		

* - Atlantic Coast Conference game

- Players Era Festival (MGM Grand Garden Arena in Las Vegas)

% - ACC/SEC Challenge

^ - ACC Tournament (Spectrum Center in Charlotte)

TEAMS BY THE NUMBERS

NOTRE DAME		SMU
73.8	Scoring Offense	86.4
72.8	Scoring Defense	77.3
+1.0	Scoring Margin	+9.1
.446	FG%	.496
.430	FG% Defense	.429
.353	3FG%	.374
.319	3FG% Defense	.322
8.6	3FG Made/Game	8.1
.687	FT%	.762
37.5	Rebounds	38.0
+4.5	Rebound Margin	+3.4
12.1	Assists	17.4
11.5	Turnovers	11.6
-2.2	Turnover Margin	+1.2
4.5	Steals	7.5
2.3	Blocks	3.8



2025-26 Notre Dame Men's Basketball TEAM INFORMATION

NOTRE DAME ROSTER

No.	Name	Pos.	Height	Year	Eligibility	Hometown	Previous School
0	Brady Stevens	G	6-4	So.	Fr.	Boston, MA	Wellesley High
2	Logan Imes	G	6-4	Jr.	Jr.	Zionsville, IN	Zionsville
3	Markus Burton	G	6-0	Jr.	Jr.	Mishawaka, IN	Penn
5	Cole Certa	G	6-5	So.	So.	Le Roy, IL	IMG Academy
6	Brady Koehler	F	6-10	Fr.	Fr.	Fishers, IN	Cathedral High
7	Ryder Frost	F	6-7	Fr.	Fr.	Beverly, MA	Phillips Exeter Academy
10	Jalen Haralson	G	6-7	Fr.	Fr.	Anderson, IN	La Lumiere
11	Braeden Shrewsberry	G	6-4	Jr.	Jr.	Granger, IN	State College Area High
12	Garrett Sundra	F	6-11	So.	So.	Ashburn, VA	Paul VI Catholic
13	Sir Mohammed	G	6-6	So.	So.	Charlotte, NC	Myers Park
14	Kebba Njie	F	6-10	Sr.	Sr.	Centerville, OH	La Lumiere / Penn St
15	Tommy Ahneman	C	6-11	Fr.	Fr.	Fargo, ND	Cretin-Derham Hall
22	Luke Devine	F	6-7	Fr.	Fr.	Moraga, CA	Campolindo
33	Carson Towt	F	6-8	Gr.	Gr.	Gilbert, AZ	Gilbert High / Northern Arizona
34	Matt MacLellan	F	6-9	Gr.	Gr.	Canton, MI	Plymouth High / Madonna

COACHING STAFF

Glenn & Stacey Murphy Men's Basketball Head Coach	Micah Shrewsberry	Hanover '99	3rd Season
Associate Head Coach	Kyle Getter	Hanover '01	3rd Season
Assistant Coach	Mike Farrelly	St. Joseph's '03	3rd Season
Assistant Coach	Ryan Owens	Southern Indiana '00	3rd Season
Assistant Coach	Tre Whitted	Marshall '07	3rd Season
Assistant Coach	Grady Eifert	Purdue '19	3rd Season
Director of Ops	Bo Waggoner	Penn St '20	1st Season
General Manager	Pat Garrity	Notre Dame '98	1st Season

PRONUNCIATION

Kebba Njie	Jai (think hi but with a J instead of a H)
Logan Imes	Think Dimes without 'D'
Brady Koehler	Kale-er
Tommy Ahneman	On-uh-men
Mike Farrelly	Fair-uh-lee

Team Information

CURRENT TEAM

Conference	Atlantic Coast
Home Arena (Capacity)	Purcell Pavilion (9,149)
Starters Returning/Lost	3/2
Total Returning/Lost	7/6
Newcomers	7

ND MEN'S BASKETBALL

First Season	1897
Full Seasons	121
All-Time Record	1989-1142-2 (.630)
NCAA Appearances/Record	37 / 41-42
First/Last NCAA Appearance	1953 / 2022
ACC Member	2013-14 - present
ACC Regular Season	106-131 (.446)
ACC Tournament	13-10 (.565)
ACC Tournament Championships	1 (2015)



37

1,989

4th

USA Today Coaches
Week 15

67

Irish have gone on to play
in the NBA

1990

217

89

88th

76.2

69.5%

41 4%

from three for Braeden - ranks 3rd in the ACC

34

points - career high - for Certa against #17 Virginia.

18 5

ppg - Burton was averaging at time of TCU injury

15.3

ppg for Haralson on the season - ranks 5th amongst ACC freshmen

13th

in the nation in FT% for Certa, converting 91.0%

11

wins away from 2,000 all-time in program history. Would become the 8th school to accomplish this feat

5-3

record in overtime games during the Coach Shrews Era

only 4 instances over last 30 years in which an Irish player in the first 10 games totaled 180+ points, 30+ assists and 15+ steals. Burton became the fourth at TCU

4

offensive rebounds/game for Towt - 1st in ACC, 16th in nation

3

double-digit comeback wins for the Irish this season. The largest was 13 against Boston College on Jan. 24.

3

Irish averaging at least 16 ppg over the last 5 games

3rd

seeking 3rd true road win at SMU - would tie last year's mark

1st

career double-double for Koehler vs. #17 Virginia - 16 points, 10 rebounds, 4 blocks, 3 steals

Statistic	Player	Nat'l Rank	Conf Rank	Value
FT%	Certa	13	1	.910
Def Reb/game	Towt	48	5	5.9
Off Reb/game	Towt	16	1	3.7
Rebounds/game	Towt	24	3	9.6
3PT%	Shrewsberry	29	2	.420



2025-26 Notre Dame Men's Basketball

NOTRE DAME IN THE ACC

ACC Standings

Predicted Order	Standings
1. Duke	Duke, 10-1
2. Louisville	Clemson, 10-1
3. North Carolina	Virginia, 9-2
4. NC State	NC State, 9-2
5. Virginia	North Carolina, 7-3
6. SMU	Miami, 7-3
7. Clemson	Louisville, 7-4
8. Miami	SMU, 5-5
9. Syracuse	Cal, 5-6
10. Notre Dame	Virginia Tech, 5-6
11. Wake Forest	FSU, 4-6
12. Virginia Tech	Stanford, 4-7
13. Georgia Tech	Syracuse, 4-7
14. Pitt	Wake Forest, 2-8
15. Florida St	Boston College, 2-8
16. Cal	Georgia Tech, 2-9
17. Stanford	Notre Dame, 2-9
18. Boston College	Pitt, 2-9

2025 PRESEASON
ACC AWARDS

First Team	Second Team
Cameron Boozer, Duke	Boopie Miller, SMU
Darrion Williams, NCST	J.J. Starling, Syracuse
Markus Burton, ND	Isaiah Evans, Duke
Mikel Brown Jr., UL	Baye Ndongo, GT
Ryan Conwell, UL	Caleb Wilson, UNC

Player of the Year	Rookie of the Year
Darrion Williams, NCST	Cameron Boozer, Duke

ACC Stat Rankings

2025-26 Team ACC Rankings		
Team Stats	ACC Games	All Games
Scoring Offense	70.4 (15)	73.8 (16)
Scoring Defense	77.9 (13)	72.8 (12)
Scoring Margin	-7.6 (14)	+ 1.0 (15)
FT Percentage	.661 (16)	.687 (12)
FG Percentage	.416 (14)	.446 (14)
FG Pct. Defense	.443 (7)	.430 (13)
3-FG Percentage	.322 (12)	.353 (6)
3-FG Pct. Defense	.305 (3)	.319 (8)
Rebounding Off	37.2 (4)	37.5 (8)
Rebounding Def	36.1 (11)	33.0 (6)
Rebounding Margin	+1.1 (7)	+4.5 (6)
Blocked Shots	2.6 (15)	2.3 (18)
Assists	11.0 (16)	12.1 (16)
Steals	3.8 (18)	4.7 (18)
Turnover Margin	-3.2 (18)	-2.2 (17)
Assist/TO Ratio	1.0 (18)	1.1 (18)
Offensive Rebounds	11.8 (4)	11.3 (11)
Defensive Rebounds	25.5 (5)	26.1 (9)
3-FG Made	8.0 (12)	8.6 (10)

2025-26 Individual ACC Rankings			
Indiv. Leaders	Stat	ACC	All
Towt	Reb/game	8.7 (4)	9.5 (4)
	O-Reb/game	3.6 (2)	3.6 (1)
	D-Reb/game	5.1 (9)	5.9 (5)
Shrewsberry	3PT%		.414 (3)
	3PT/Game	2.3 (10)	2.8 (4)
Certa	FT%	.867 (5)	.910 (1)
	3PT/Game	2.5 (6)	2.3 (11)
Haralson	FG%	.512 (7)	.500 (8)
	Scoring		15.2 (13)

'25-26 ACC Player of the Week

Nov. 10	Caleb Wilson, UNC / Neoklis Avdalas, VT
Nov. 17	Cameron Boozer, DUKE / Mikel Brown Jr, UL
Nov. 24	B.J. Edwards, SMU
Dec. 1	Cameron, Boozer, DUKE
Dec. 8	Cameron Boozer, DUKE
Dec. 15	Myles Colvin, WAKE FOREST
Dec. 22	Paul McNeil Jr., NC ST
Dec. 29	B.J. Edwards, SMU
Jan. 5	Boopie Miller, SMU
Jan. 12	Tre Donaldson, MIAMI
Jan. 19	Cameron Boozer, DUKE
Jan. 26	B.J. Edwards, SMU
Feb. 2	Thijs De Ridder, UVA
Feb. 9	

'25-26 ACC Rookie of the Week

Nov. 10	Caleb Wilson, UNC / Neoklis Avdalas, VT
Nov. 17	Cameron Boozer, DUKE / Mikel Brown Jr, UL
Nov. 24	Cameron Boozer, DUKE
Dec. 1	Cameron Boozer, DUKE
Dec. 8	Cameron Boozer, DUKE
Dec. 15	Neoklis Avdala, VIRGINIA TECH
Dec. 22	Caleb Wilson UNC
Dec. 29	Ebuka Okorie, STANFORD
Jan. 5	Cameron Boozer, DUKE
Jan. 12	Cameron Boozer, DUKE
Jan. 19	Cameron Boozer, DUKE
Jan. 26	Cameron Boozer, DUKE
Feb. 2	Thijs De Ridder, UVA
Feb. 9	



2025-26 Notre Dame Men's Basketball LINEUPS

Starting Lineups By Game

11.3 LIU

Burton
Shrewsberry
Haralson
Sundra
Towt

12.10 IDAHO

Haralson
Shrewsberry
Certa
Sundra
Towt

1.27 VIRGINIA

Haralson
Shrewsberry
Certa
Koehler
Towt

3.7 BOSTON COLLEGE

-
-
-
-
-

11.7 DETROIT MERCY

Burton
Shrewsberry
Mohammed
Sundra
Towt

12.13 EVANSVILLE

Haralson
Shrewsberry
Certa
Sundra
Towt

1.31 SYRACUSE

Haralson
Shrewsberry
Certa
Koehler
Towt

11.11 E. ILLINOIS

Burton
Shrewsberry
Mohammed
Sundra
Towt

12.21 FORT WAYNE

Haralson
Shrewsberry
Certa
Sundra
Towt

2.4 LOUISVILLE

Haralson
Shrewsberry
Certa
Koehler
Towt

11.16 OHIO ST

Burton
Shrewsberry
Mohammed
Sundra
Towt

12.30 STANFORD

Haralson
Shrewsberry
Imes
Sundra
Towt

2.7 FLORIDA ST

Haralson
Shrewsberry
Certa
Koehler
Towt

11.19 BELLARMINE

Burton
Shrewsberry
Haralson
Sundra
Towt

1.2 CAL

Haralson
Shrewsberry
Imes
Sundra
Towt

2.10 SMU

-
-
-
-
-

11.24 KANSAS

Burton
Shrewsberry
Haralson
Sundra
Towt

1.10 CLEMSON

Haralson
Shrewsberry
Imes
Sundra
Towt

2.14 GEORGIA TECH

-
-
-
-
-

11.25 RUTGERS

Burton
Shrewsberry
Haralson
Mohammed
Towt

1.13 MIAMI

Haralson
Shrewsberry
Imes
Sundra
Towt

2.21 PITT

-
-
-
-
-

11.26 HOUSTON

Burton
Shrewsberry
Haralson
Sundra
Towt

1.17 VIRGINIA TECH

Haralson
Shrewsberry
Imes
Mohammed
Towt

2.24 DUKE

-
-
-
-
-

12.2 MISSOURI

Burton
Shrewsberry
Haralson
Sundra
Towt

1.21 NORTH CAROLINA 2.28 NC STATE

Haralson
Shrewsberry
Certa
Koehler
Towt

-
-
-
-
-

12.5 TCU

Burton
Shrewsberry
Haralson
Sundra
Towt

1.24 BOSTON COLLEGE 3.4 STANFORD

Haralson
Shrewsberry
Certa
Koehler
Towt

-
-
-
-
-

Starting Lineup by Player

Player	Games Started	
	This Season	Career
Carson Towt	24	144
Braeden Shrewsberry	24	65
Jalen Haralson	21	21
Garrett Sundra	17	17
Markus Burton	10	68
Cole Certa	9	9
Brady Koehler	6	6
Logan Imes	5	10
Sir Mohammed	5	13
Kebba Njie		83

Record When Starting

Player	2025-26	Irish Career
Shrewsberry	11-13	29-36
Towt	11-13	11-13
Sundra	9-7	9-7
Haralson	9-12	9-12
Burton	7-3	32-36
Mohammed	3-2	6-7
Certa	3-6	3-6
Imes	1-4	1-9
Koehler	1-5	1-5
Njie		23-34



2025-26 Notre Dame Men's Basketball

NOTRE DAME'S RECORD WHEN

DAY OF THE WEEK

Sunday	0-2
Monday	1-1
Tuesday	4-2
Wednesday	2-3
Thursday	
Friday	2-1
Saturday	1-4

TIME OF GAME

Day Games (before 6pm local time)	2-5
Night Games (6pm or later local time)	9-8

LOCATION

Home Games	8-5
Road Games	2-6
Neutral Site	1-2

HALFTIME SCORE

Leading at the half	7-3
Tied at the half	1-1
Trailing at the half	3-9

INDIVIDUAL SCORING

Two or fewer double-figure scorers	2-6
Three double-figure scorers	4-5
Four double-figure scorers	4-2
Five or more double-figure scorers	1-0

REBOUNDING MARGIN

More rebounds than opponent	11-5
Same number of rebounds	0-0
Fewer rebounds than opponent	0-8

FIELD GOAL SHOOTING

Shot higher percentage than opponent	11-3
Shot same percentage as opponent	0-0
Shot lower percentage than opponent	0-10
Shot 45% or better	9-4
Shot less than 45%	2-9
Hold opponent under 40%	7-3

FREE-THROW MARGIN

Make more free-throws than opponent	6-4
Make same number of free-throws	0-1
Make fewer free-throws than opponent	5-8

TURNOVERS

Commit fewer turnovers	4-3
Commit same number of turnovers	0-1
Commit more turnovers	7-9
Single-digit turnovers	2-1

UNIFORM COMBINATIONS

White Notre Dame script	8-2
Navy Irish script	2-7
Green jerseys	0-2
Bend jerseys	1-2

MISCELLANEOUS

vs top-25	0-4
vs top-10	0-1
When ranked higher	0-0
When ranked lower	0-0
Both ranked	0-0
Both unranked	11-9
In overtime games	0-1

MARGIN OF VICTORY

1-5 points	4-5
6-10 points	2-2
11-15 points	1-5
16-20 points	1-0
21+ points	3-1

MONTH

November	5-3
December	5-1
January	1-7
February	0-2
March	0-0

Largest Halftime Lead

15 | LIU (40-25), 11/3

Largest Halftime Deficit

14 | #2/3 Houston (39-25), 11/26

Largest Lead

36 | Detroit Mercy (8:08, 2H), 11/7

Largest Deficit

29 | vs #22/24 North Carolina (9:40, 2H), 1/21

Largest Deficit Overcome to Win

13 | Boston College (19:26, 2H), 1/24

12 | Missouri (0:45, 1H), 12/2

11 | TCU (5:36, 1H), 12/5

Largest Lead Given Out in Loss

19 | #17 Virginia (6:06, 1H), 1/27

12 | at Cal (8:36, 1H), 1/2

11 | at Ohio State (9:14, 1H), 11/16

Most Consecutive Points

12 | Bellarmine, 11/19

Most Consecutive Points (Opponent)

14 | at Louisville, 2/4

14 | vs Florida St, 2/7

Lowest Scoring Half

22 | at Stanford, 1H, 12/30

Highest Scoring Half

58 | Detroit Mercy, 2H, 11/7





2025-26 Notre Dame Men's Basketball

LEADING THE IRISH

LEADING SCORERS

Burton	8
Haralson	7
Shrewsberry	5
Certa	3
Koehler	1
Mohammed	1

LEADING REBOUNDERS

Towt	19
Mohammed	2
Burton	2
Njie	1
Imes	1
Haralson	1
Koehler	1

LEADERS IN ASSISTS

Haralson	10
Imes	6
Towt	5
Shrewsberry	4
Burton	4
Mohammed	3
Certa	1

LEADERS IN DOUBLE-FIGURE POINTS

Player	2025-26	Career
Jalen Haralson	20	20
Braeden Shrewsberry	14	52
Markus Burton	9	63
Cole Certa	10	11
Sir Mohammed	6	7
Carson Towt	4	61
Brady Koehler	4	4
Ryder Frost	3	3
Logan Imes	2	3
Kebba Njie		8
Garrett Sundra		2

LEADERS IN DOUBLE-FIGURE REBOUNDS

Player	2025-26	Career
Towt	12	59
Njie	1	6
Koehler	1	1

5-5-5 GAMES (AKA "STAT SHEET STUFFERS")

Player	2025-26	Career
Burton	3	9
Haralson	2	2
Towt	1	19
Mohammed	1	1

DOUBLE-DOUBLES

Player	2025-26	Career
Towt	3	31
Burton	1	1
Koehler	1	1

RUNS OF 10 OR BETTER

Opponents	8
Notre Dame	10

SECOND CHANCE POINTS

	Total	Average
Notre Dame	253	10.5
Opponents	229	9.5

POINTS OFF TURNOVERS

	Total	Average
Notre Dame	262	10.9
Opponents	332	13.8

POINTS IN THE PAINT

	Total	Average
Notre Dame	728	30.3
Opponents	652	27.2

FAST BREAK POINTS

	Total	Average
Notre Dame	173	7.2
Opponents	224	9.3

BENCH SCORING

	Total	Average
Notre Dame	560	23.3
Opponents	419	17.5



2025-26 Notre Dame Men's Basketball NOTRE DAME SPECIALTY STATS

SEASON POINT TOTALS [ND/OPP]

Date	Opponent	Off TO	Paint	2nd Ch	FBreak	Bench
11/3	LIU	21 / 14	26 / 24	21 / 12	9 / 12	52 / 19
11/7	Detroit Mercy	20 / 10	44 / 24	20 / 5	20 / 13	40 / 22
11/11	Eastern Illinois	21 / 9	38 / 18	17 / 4	7 / 3	25 / 6
11/16	@ Ohio St	15 / 19	38 / 18	2 / 2	3 / 0	17 / 6
11/19	Bellarmine	15 / 17	36 / 24	12 / 2	13 / 10	26 / 32
11/24	vs. Kansas	12 / 9	34 / 38	4 / 11	10 / 6	11 / 8
11/25	vs. Rutgers	16 / 14	36 / 16	13 / 16	9 / 6	11 / 12
11/26-27	vs. Houston	9 / 12	20 / 20	10 / 24	4 / 2	21 / 19
12/2	Missouri	9 / 23	24 / 34	5 / 8	15 / 22	30 / 31
12/5	@ TCU	11 / 20	26 / 32	5 / 10	3 / 17	27 / 24
12/10	Idaho	6 / 8	46 / 22	10 / 5	3 / 8	10 / 9
12/13	Evansville	13 / 16	20 / 20	8 / 6	3 / 7	32 / 12
12/21	Purdue Fort Wayne	6 / 15	34 / 24	10 / 4	21 / 8	17 / 0
12/30	@ Stanford	4 / 11	30 / 18	12 / 4	2 / 9	16 / 13
1/2	@ Cal	0 / 11	18 / 24	7 / 8	10 / 13	25 / 13
1/10	Clemson	11 / 18	18 / 34	7 / 11	3 / 10	16 / 8
1/13	Miami	6 / 19	28 / 40	11 / 6	2 / 13	35 / 15
1/17	@ Virginia Tech	15 / 20	36 / 36	15 / 17	2 / 6	42 / 24
1/21	@ UNC	2 / 7	30 / 32	13 / 17	2 / 13	36 / 35
1/24	Boston College	10 / 10	26 / 22	15 / 17	8 / 10	11 / 8
1/27	Virginia	13 / 10	32 / 36	6 / 12	9 / 9	3 / 33
1/31	@ Syracuse	5 / 13	38 / 36	5 / 6	9 / 9	10 / 18
2/4	@ Louisville	15 / 13	22 / 40	14 / 11	0 / 12	14 / 33
2/7	Florida St	7 / 14	28 / 20	11 / 11	6 / 10	24 / 19
2/10	@ SMU					
2/14	Georgia Tech					
2/21	@ Pitt					
2/24	Duke					
2/28	NC State					
3/4	Stanford					
3/7	@ Boston College					



2025-26 Notre Dame Men's Basketball ARTICLES & STORIES



ON DECK: SMU

Notre Dame men's basketball will make its first trip to Dallas since February of 1990 when they travel to SMU for its midweek matchup. It'll mark their second time at Moody Coliseum and first since its renovation in the early 2010s. The Fighting Irish (11-13, 2-9) will tip against the Mustangs (16-7, 5-5) at 7 p.m. ET on Wednesday, Feb. 10, on the ACC Network.

The Irish are fighting to build some momentum this month to claim a spot in the ACC Tournament. They are currently in the clump of five teams with two ACC wins apiece. The big thing for Notre Dame is that they still will play three of those four teams they are tied with: Georgia Tech, Pitt, Boston College. The other team, Wake Forest, they won't play a single time this season.

Over the last two weeks, SMU has defeated FSU by three, lost back-to-back games to Louisville and NC State, but then bounced back with an 86-67 win at Pitt. The Mustangs are led by Boopie Miller's 18.1 points and 6.3 assists per game. He's shot an efficient 46.4% in league play.

Haslam Analytics breakdown:

SMU is rated 23rd in offensive efficiency, scoring more than 124 points every 100 possessions vs. AO (average opponent). SMU is an outstanding shooting team, capable of converting from a variety of locations on the floor and ranking in the top-50 in each of our four most noteworthy field goal categories. The long-ball may be their strength (39.4% from three vs. AO, 14th in the nation), but the team also makes 65.1% of their near-proximity shots (31st), 45.0% of their mid-range chances (20th), and 50.5% of their total shots from the field (15th) vs.

AO. Defensively, they rank 74th nationally in efficiency.

If successful, Notre Dame would achieve a Quad 1 win with SMU's NET at 34. It would mark their third Quad 1 win, joining TCU & Stanford. It would also mark their third true road win of the season, tying last year's mark.

Last year, the Mustangs visited South Bend and left with a 97-73 win. Braeden Shrewsberry finished the evening with a team-best 21 points on 6-of-11 shooting from the floor, knocking down 5-8 from deep. In addition, Garrett Sundra tied his career high of 11 points. He was 3-4 from the field, 2-3 from deep and 3-3 from the free-throw line

LAST 2 WEEKS RECAP

FLORIDA STATE

Notre Dame was able to erase an 18-point deficit at home to Florida State, claiming its first lead of the game off a Logan Imes three-pointer with 2:07 remaining. The Seminoles immediately countered with a three, their 15th of the game. Later, the Irish down three with six seconds left, had two cracks at it to tie the game, but both rimmed out as they fell 79-82.

The 15 Florida State three-pointers marked the most drained against the Irish all season. Notre Dame showed plenty of heart in the second half where they outscored Florida State, 47-41, shooting 51.5% from the field.

Braeden Shrewsberry led the Irish with 18 points on his birthday, recording four assists and five rebounds as well. Cole Certa scored 11 of his 14 points in the second half. The two combined for eight made threes. Jalen Haralson also supplied 11 points in the

second half, finishing with 15.

VIRGINIA

Let's start with the 97-100 heartbreaking double overtime loss to #17 Virginia. It was a game in which the Irish tasted victory on multiple occasions: ND built a 19-point first-half lead, fell into a four-point deficit in the second half, rallied back to go up six points with two minutes remaining, had a shot at the end of regulation to walk it off, and then was one defensive stand away at the end of the first overtime.

"Not into moral victories, but we are about the process. We are about using every opportunity to learn and get better," Glenn & Stacey Murphy Head Coach Micah Shrewsberry said. "These dudes keep coming, keep fighting, keep competing and try to play their best basketball as the season goes on. I wanted this so bad for them with how hard they're working. They put it out there, all on the line, against a really good team."

Cole Certa went off with a career high 34 points on 10-19 shooting from the floor, 5-13 from three and 9-11 from the free-throw line. Certa's 34 points are the most by a Notre Dame player against an AP-ranked team since Nov. 26, 2008, when Kyle McAlarney scored 39 in a loss to No. 1 UNC. His 34 points were also the third most by a Notre Dame player in an ACC game, trailing just Markus Burton (43 vs Cal) and Matt Farrell (37 vs Boston College).

The game also witnessed a tremendous showing from freshman Brady Koehler. The 6-10 forward out of Fishers, Indiana, dropped his first career double-double with 16 points and 10 rebounds. Koehler also recorded a season-high three steals and



2025-26 Notre Dame Men's Basketball ARTICLES & STORIES

season-high tying four blocks.

SYRACUSE

At Syracuse on Jan. 31, the Irish just couldn't get over the hump in the 2nd half, whether it was piecing it together defensively, or a critical error that served as an offensive rally killer.

Case in point, a Certa three-pointer would cut the deficit to eight points, but an Irish technical led to a 5-point Syracuse swing that would balloon into a 14-point Orange lead. Later, another Certa triple brought the Irish within six for the first time since the 11:13 mark of the first half, making it a 60-66 ballgame. Yet the wave of momentum was quickly seized when a Syracuse three at the shot clock buzzer sparked a 9-0 run, resulting in a 15-point deficit.

Jalen Haralson recorded a superb 2nd half, missing only one shot and scoring 19 points. He finished with a career high of 26. He finished with a career high of 26.

LOUISVILLE

Notre Dame showed some grit on the road against a top-25 team, but a late scoring surge from the #24/23 Louisville Cardinals was the difference maker in a 65-76 defeat. The Fighting Irish started hot with an early nine-point lead and trailed by six at the half. Notre Dame fought to pull within four at 9:29, but that's when the Cardinals produced a 16-1 scoring run.

Cole Certa led the Irish with 18 points, draining five triples on the night. Brady Koehler also secured double-digit points with 11 on 4-10 shooting. The freshman also netted four steals and two blocks.

Coach Shrewsberry:

"I thought we didn't finish the ball well. We had some turnovers at the wrong opportunities. It doesn't have to be perfect. We have to take advantage of situations that are advantageous for us.

"The competitive juices were there for us. The competition level was there. We're doing that, I don't care about anything else."

LAST 5 GAME BOX TELL A STORY OF OFFENSIVE IMPROVEMENT

The Irish offense, which struggled many times to find a groove in January, has shown improvement as of late. What if I told you,

without Markus Burton's 19 ppg, this Irish squad was averaging 76.2 ppg over the last 5 games. In that timespan, Notre Dame's three-headed monster of Jalen Haralson, Cole Certa and Braeden Shrewsberry, are all averaging at least 16 ppg.

Jalen Haralson is currently on the best stretch of his season. The super freshman has totaled 86 points over the last 5 games (17.2 ppg), shooting a hot 57.4% (31-54 FG). He's also produced a team best 19 assists in that span (3.8 apg)

Jalen highlights include:

- 1st 20-point ACC game with 20 vs. #17 Virginia.
- Followed that with a career high 26 points at Syracuse, with 19 coming in the 2nd half on 6-7 shooting. Not to mention, a dunk worthy of the SportsCenter Top-10

Cole Certa has totaled 82 points over the last 2 weeks (16.4 ppg). Between Cole and Braeden, the two have drained a total of 33 three-pointers in that span.

Cole highlights include:

- Career high 34 points vs #17 Virginia
- 5 made triples at #24 Louisville to total

18 points.

Speaking of Braeden, the junior has amassed 83 points (16.6 ppg) over the last 5 games on 40.6% shooting (28-69 FG).

Braeden highlights include

- At Syracuse: 17 points behind 3 triples & 3-4 from two.
- #17 Virginia -- Scored 15 of his 18 points in the 1st half where he was 4-4 from three, 5-8 overall.
- Team high 18 points vs. FSU.

NEXT MAN UP

This young Irish squad has been forced to grow up fast, learning to grow and compete together without their floor general, Markus Burton - for the second consecutive year no less. On Dec. 10, Burton had surgery performed on his left ankle, an injury he incurred at TCU.

Burton was averaging a team best 18.5 points per game and was coming off one of his most complete games of his career after dropping his first career double-double with 18 points and 10 assists vs. Missouri. He had six points and five assists in 10 minutes at TCU.

Game Records

Record	Overall	Home	Away	Neutral
ALL GAMES	1-4	1-2	0-2	0-0
CONFERENCE	1-4	1-2	0-2	0-0
NON-CONFERENCE	0-0	0-0	0-0	0-0

Score by Periods

Team	1st	2nd	OT	TOT
Notre Dame	163	194	24	381
Opponents	189	192	27	408

Team Box Score

No.	Player	GP-GS	MIN	AVG	Total		3-Point		F-Throw		Rebounds		PF	DQ	A	TO	BLK	STL	PTS	AVG		
					FG-FGA	FG%	3FG-3FGA	3FG%	FT-FTA	FT%	OFF	DEF									TOT	AVG
10	HARALSON, Jalen	5-5	146:19	29.3	31-54	.574	0-4	.000	24-34	.706	4	17	21	4.2	17	1	19	13	0	86	17.2	
	SHREWSBERRY, Braeden	5-5	187:40	37.5	28-69	.406	16-42	.381	11-14	.786	1	17	18	3.6	6	0	12	10	0	4	83	16.6
5	CERTA, Cole	5-5	174:48	35.0	24-70	.343	17-51	.333	17-21	.810	4	9	13	2.6	6	0	8	4	0	3	82	16.4
6	KOEHLER, Brady	5-5	130:43	26.1	10-25	.400	4-14	.286	14-17	.824	4	21	25	5.0	19	2	1	5	9	9	38	7.6
33	TOWT, Carson	5-5	135:11	27.0	14-19	.737	0-0	.000	2-12	.167	16	28	44	8.8	17	1	8	6	2	2	30	6.0
13	MOHAMMED, Sir	5-0	81:41	16.3	9-28	.321	1-4	.250	5-8	.625	7	7	14	2.8	9	0	5	2	3	1	24	4.8
12	SUNDRA, Garrett	5-0	92:45	18.6	8-12	.667	3-6	.500	3-4	.750	4	13	17	3.4	10	1	2	1	1	1	22	4.4
2	IMES, Logan	5-0	82:31	16.5	3-15	.200	1-7	.143	1-3	.333	1	12	13	2.6	5	0	8	6	1	1	8	1.6
7	FROST, Ryder	4-0	15:11	3.8	2-6	.333	2-5	.400	0-0	.000	0	0	0	0.0	3	0	0	1	0	0	6	1.5
34	MACLELLAN, Matthew	2-0	01:59	1.0	1-1	1.000	0-0	.000	0-1	.000	0	1	1	0.5	0	0	0	0	0	0	2	1.0
0	STEVENS, Brady	1-0	00:57	1.0	0-0	.000	0-0	.000	0-0	.000	0	0	0	0.0	1	0	0	0	0	0	0	0.0
Team											11	7	18				4					
Total		5	1050		130-299	.435	44-133	.331	77-114	.675	52	132	184	36.8	93	5	63	52	16	24	381	76.2
Opponents		5	1051		139-309	.450	51-154	.331	79-110	.718	55	137	192	38.4	104	5	90	43	18	25	408	81.6

Team Statistics

	ND	OPP
Scoring		
Points per game	381	408
Scoring margin	76.2	81.6
	-5.4	-
Field goals-att		
Field goal pct	130-299	139-309
	.435	.450
3 point fg-att		
3-point FG pct	44-133	51-154
3-pt FG made per game	.331	.331
	8.8	10.2
Free throws-att		
Free throw pct	77-114	79-110
F-Throws made per game	.675	.718
	15.4	15.8
Rebounds		
Rebounds per game	184	192
Rebounding margin	36.8	38.4
	-1.6	-
Assists		
Assists per game	63	90
	12.6	18.0
Turnovers		
Turnovers per game	52	43
Turnover margin	10.4	8.6
	-1.8	-
Assist/turnover ratio	1.2	2.1
Steals		
Steals per game	24	25
	4.8	5.0
Blocks		
Blocks per game	16	18
	3.2	3.6

Team Results

Date	Opponent	Score	Att.
01/24/2026	Boston College	W 68-64	5248
01/27/2026	Virginia	Lot2 97-100	4012
01/31/2026	at Syracuse	L 72-86	21455
02/04/2026	at Louisville	L 65-76	14787
02/07/2026	Florida St.	L 79-82	6170



2025-26 Notre Dame Men's Basketball ARTICLES & STORIES

Burton had a phenomenal start of the season, becoming just 1-of-3 Notre Dame players over the past 30 years to total 180+ points, 30+ assists and 15+ steals over the first 10 games, joining Jerian Grant (2013-14, 2014-15) & Chris Thomas (2002-03).

Furthermore, Notre Dame endured another blow with senior forward Kebba Njie. The Centerville, Ohio, native suffered a season-ending lower body injury in the game against Miami. Njie has played all four years under Coach Shrewsberry, following him from Penn State after his freshman season. At Notre Dame, Njie started in 57 of his 77 total games played

FRESHMAN STANDOUT JALEN HARALSON

With such a talented ACC freshman class, Notre Dame freshman guard Jalen Haralson has flown a little under the national radar and we are here to sing his praises as to why he should be considered for ACC All-Rookie Team and All-ACC consideration. **Haralson is currently averaging 15.2 ppg which ranks fifth amongst ACC freshmen.** He's registered double digit points in all but 3 games and has earned five games of 20+ -- two in ACC play recently against Virginia & Syracuse.

He averages a team best 15.7 ppg in ACC play, shooting an efficient 51.2% from the floor - the latter ranks 7th in the league.

Jalen is strong and shifty when attacking the rim, converting 69.5% from within 4.5 feet. The Fishers, Indiana, native shoots 53.0% overall from two-point range, in addition to leading the team in free throw attempts (6.0 per game).

Two performances in particular have stood above the rest, starting with his career high 26 points at Syracuse. Jalen only missed one shot in the 2nd half where he totaled 19 of those points.

Then back on December 5, Jalen played hero at TCU, hitting a buzzer beater to force overtime. Down two with three seconds remaining, Haralson hit a step-back fadeaway jumper to tie it at 76-all. Haralson finished the night with 20 points & a career high 9 assists. Other ND greats over the last three decades to match Jalen's stat line of 20 points, 5 rebounds, 9 assists and 1 block: Jerian Grant in 2015 / Chris Thomas 3x (twice in 2002 and once in 2005).

SHREWSBERRY LEADING FROM THREE

Braeden Shrewsberry continues to prove he's one of the best from deep, ranking 3rd in the ACC in three-point shooting percentage at 41.4%. That number also ranks 29th in the country. He's converting 2.8 made threes per game which ranks 4th in the league.

Shrewsberry's sweet spot? **The corner three - where he's draining 57.9%, which is 22.2% above the Division I average.**

Against Miami on Jan. 13, Braeden reached the 200 career made threes milestone, becoming the 14th Irish player all-time to do so. He now sits at 217 in his career.

His best performance from beyond the arc came against Evansville when Shrewsberry scored a career-high 26 points behind a career-high 8 three pointers, shooting 80% from three (8-10). His 8 made triples tied for the 7th most in a game all-time in program history.

Braeden has drained 67 threes on the year. For comparison, he recorded 78 as a freshman and 72 in a shortened sophomore campaign.

RIVALRY WIN

"I love our growth and connectivity as a group. I love this team's togetherness," Coach Shrewsberry stated. "I think there are small things that we can still get better at to make a difference moving forward with these remaining games."

-Against Boston College, Notre Dame erased a 13-point deficit, marking not only their largest comeback of the season, but its third double-digit come from behind victory of the year. Notre Dame outscored Boston College, 44-29, in the 2nd half where they shot 50% from the field. The 44 points were the most ND had scored in any half of an ACC game this season.

Braeden Shrewsberry finished with a game-high 22 points, marking his second-highest scoring output of the season. The junior found success driving into the paint & midrange, making 6-8 from two. Though, Shrewsberry's biggest shot of the night was a three with 1:26 remaining to push the Irish up five.

SEEKING RECORD BOOK #1

Notre Dame fans know Cole Certa can get hot from three and light up the scoreboard in multiple fashions, but I bet they don't know that the sophomore guard is one of the best free throw shooters in the nation. Certa currently ranks 13th in the country & 1st in the ACC from the stripe.

Certa started the year 27-27 from the free-throw line and is now an impressive 61-67 (91.0%).

If he can keep up this pace from the line, he would rank first all-time for a season at Notre Dame. The current placeholder is Steve Vasturia at 91.0%.

KOEHLER SHOWING HIS POTENTIAL

Freshman Brady Koehler produced a career high 17 points at Virginia Tech, pouring in 15 in the 2nd half. Overall, he was 5-7 from the field, plus 2-3 from three & 5-6 from the stripe. Since that performance, Koehler has started in 6 straight.

Fast forward to Virginia on Jan. 27 and the freshman impressed yet again. Koehler was all over the stat sheet, recording his first career double-double with 16 points and 10 rebounds (career high). He got it done from the free-throw line where he was a personal best 9-10. He also tied his career high of 4 blocks and set a new high for steals with 3.

Koehler recently had an 11-point showing at #24 Louisville where he went 2-5 from three, recorded 4 blocks & set a new high in steals with 4.

Koehler is shooting 50.0% from two-point range, but he's been at his best in the midrange where he's 53.3%.

Lastly, Koehler is averaging 7.3 points in ACC play on 44.6% shooting, plus 9-24 (37.5%) from three.

REBOUNTING TRANSLATES

Coach on Towt: "He's energy personified. There have been a ton of transfers that transferred up and their scoring output doesn't necessarily follow. Rebounding translates at every level. It's heart and it's effort. That's what he does. Carson is just max effort, man. He just plays really hard. His effort on the glass on both ends, his



2025-26 Notre Dame Men's Basketball

physicality. He's a big brother to these dudes. He's feeding their belief because of the energy and the confidence that he gives them."

Last year's NCAA rebounding leader Carson Towt has been a high-level impact transfer from Northern Arizona. To start, he tied his career-high 19 rebounds in the season opener, which also set a new record for an Irish debut. He then became the first Irish player in the conference era (1995-present) to start the season with six straight games with double-digit rebounds. He currently possesses three double-doubles.

Towt's current rebounding rankings:

- 9.5 rpg ranks 24th nationally, 4th in the ACC
- 3.6 offensive rpg - 1st in ACC/15th in country
- 5.9 defensive rpg - 5th in ACC
- 1,306 career rebounds - leads all active players
- **His 1,306 career rebounds have pushed him into the top-100 all-time list at #83.**

NOTRE NOTABLES

- The Irish are 11 wins away from 2,000 all-time. They would become the eighth program to achieve this feat.
- Certa is averaging a team best 17.3 ppg against ranked opposition.
- 3 Irish average double figures in ACC play: Haralson (15.7), Certa (12.9) & Shrewsberry (11.5).
- NET is at 89 -- 2-10 in Quad 1 // 1-1 in Quad 2 // 2-1 in Quad 3 / 6-1 in Quad 4.
- KenPom is at 83 -- ORtg ranked 95 at 113.7 -- DRTg ranked 83 at 104.2.
- Haslam Metrics on Notre Dame's defense: ranked 96th in defensive efficiency and allow fewer than 106 points every 100 possessions vs. AO. Notre Dame does a fantastic job to prevent opposing teams from capitalizing on chances from offensive rebounds. The squad allows AO to convert only 3.6% of all second-chance opportunities (ranked 16th in the NCAA), and with a rating of 11.33, they're 25th in potential points allowed off of the offensive glass as well. Notre Dame has also had some success this season preventing opponents from converting many of their overall field goal attempts. The team ranks #63 nationally in field goal percentage allowed, as AO only makes good on about 41.9% of their total

attempts from the floor.

CERTA-FIED SHOOTER

Cole Certa has flashed NBA Jam on fire like moments at different points of this season. The sophomore sharpshooter flashed it in the season opener when he dropped 22 points on a 6-9 night from three-point range. He showed it vs. Mizzou when he converted three triples in the final 4:35 of the game, including the game-winning three with 17 seconds left. He showed out at TCU where he drained four triples in a row, ultimately converting five in the half and six in the game to finish with 20 points.

But nothing will top his 34-point game vs. #17 Virginia on Jan. 27 because he did a little bit of everything. Sure, he was great from distance, draining five triples; but he also drove to the basket and converted 5-6 from two. He also got it done from the free-throw line where he was 9-11.

YES SIR

Coach Shrewsberry is looking for Sir Mohammed to be a spark off the bench. From Jan. 13-21 spanning 3 games, Mohammed posted 3 straight games in double figures - a career best. He averaged 13.7 ppg on 54.8% (17-31) against Miami, Virginia Tech and North Carolina.

Sir is coming off an 11-point showing vs. Florida State in which he made 4-11 from the field.

Sir has really thrived and found success in the paint this season (51.2%).

CALI ROAD SWING

Notre Dame started the West Coast trip with a gritty not pretty 47-40 victory over Stanford. The Irish held the Cardinal to their third-lowest scoring output since 1996. They also kept Stanford's best scorer in check, Ebuka Okorie, who averaged 22.8 points heading into the game only to be held to a season low seven points. Keep in mind, Stanford has now gone on to beat Louisville and Virginia Tech in their next two games.

It was two young forwards who stepped up in the second half. First, Brady Koehler recorded a stretch in which he scored seven straight. Then, Garrett Sundra played hero in the final six minutes. When the Cardinal pulled within four late, the sophomore hit clutch back-to-back threes.

And Maples Pavilion has not been an easy place to earn a win - Stanford was 24-5 at home since the start of the 2024-25 season, with just one ACC home loss before that night.

"That was the defensive effort that we've put in since we've gotten back from Christmas," said Irish coach Micah Shrewsberry. "That's how we need to play. If we shoot it well (they didn't), if we don't shoot it well, if we guard that way we've got a chance to win every night. We are a full team defense."

Up next was heartbreak in Berkeley. The Irish built a 12-point lead in the first half and led by four at the halfway point. They later trailed by as much as seven with seven minutes remaining but stormed back to claim a four-point lead with 16-seconds left. Yet, Cal's Dai Dai Ames hit two three-pointers in that final 16-second timeframe, which included a called foul that resulted in a four-point play, culminating to a 71-72 loss.

Braeden Shrewsberry finished with a team-best 21 points. He was 4-9 from beyond the arc in the second half, where he scored 16 of his points. Jalen Haralson finished with 17 points on 5-9 shooting from the floor, as he also chipped in 4 rebounds, 4 assists, and a block. It marked his 13th straight game in double figures. He was followed by Cole Certa with 16 points.

Unfortunately, it makes you wonder moment, the Cal game marked the second one-point loss of the season, which means the Irish were just two possessions away from a then 12-3 record, 2-0 in ACC play.

ACC PLAY RESET

Notre Dame began ACC play with a 9-4 record so let's talk about how they got there.

The Irish incurred three losses earlier on in the season but two were to ranked powers Kansas and Houston in Vegas, and the third was a what if scenario in Columbus - a one-point loss at Ohio State. Those battles tested the Irish, as they learned from them and got better. After Vegas, they rattled off four straight wins which included an SEC Challenge victory over Mizzou and a Quad 1 win at TCU. At that point in time, the Irish jumped from 86 in the NET to 69. They received votes in the A.P. poll for the first time in the Coach Shrews Era. They



2025-26 Notre Dame Men's Basketball

appeared at No. 25 in Andy Katz's Power37 and No. 41 in Jon Rothstein's 45.

As Coach Shrewsberry stated, it was a culmination of all their games played, specifically the three losses this year. In fact, not only did they close, but they battled back. The Irish were down 12 to Missouri (7 at the half) and 11 to TCU (9 at the half). The last time Notre Dame came back to win after being down 9+ at halftime was a 13-point deficit to Virginia Tech in the ACC Tourney on March 7, 2018.

It was done by playing team basketball - making the extra pass and hitting clutch shots. Notre Dame produced 16 assists on 25 made field goals against Mizzou. Then recorded 27 assists on 33 made field goals at TCU. The latter marked the most assists in a game since at Syracuse on Jan. 4, 2020.

The Irish were then looking to make it five in a row when Purdue Fort Wayne came to town but it was a cold shooting day for the home team. The three-point loss dropped ND 21 spots in the NET to 81. They check in now at 66 in KenPom.

PLAYERS ERA ROUNDUP

Notre Dame left the desert with a 1-2 record at the Players Era. The Fighting Irish defeated Rutgers but fell to Kansas and No. 2 Houston by 10 points each. A commonality of both losses was poor three-point shooting, which was a strength heading into this MTE. Versus Kansas, Notre Dame was 4-24, and against Houston, the Irish were 6-28.

Against the top-three ranked Cougars, the Irish showed tremendous fight after falling into a 22-point hole, clawing back to just a four-point deficit. A standout in this game was junior guard Logan Imes, who supplied great minutes and boasted the biggest +/- at +10.

Markus Burton led Notre Dame in scoring for all three games in Vegas. The junior averaged 21.3 ppg on 53.3 percent shooting. He recorded 16 rebounds, 11 assists and six steals.

Freshman guard Jalen Haralson averaged 14.0 ppg in Vegas on 44.1 percent shooting.

CORE NUCLEUS INTACT

For Notre Dame and Head Coach Micah Shrewsberry, retention and player development has been key. For the second consecutive year, the Fighting Irish return

the highest scoring by percentage of any ACC school.

1. Notre Dame - 55.1%
2. Virginia Tech - 44.9%
3. BC 39.5%
4. SMU 39.2%
5. Stanford 39.2%

Leading those returners is one of the best backcourt duos in the ACC - junior guards Markus Burton and Braeden Shrewsberry. Approaching their third year together on the court, the duo combined for a league best 35.3 ppg.

PAT GARRITY RETURNS TO ALMA MATER IN NEW ROLE

A Notre Dame basketball alumnus has returned home in a new role aimed at revolutionizing the operational aspect of Fighting Irish basketball. Back in May, Pat Garrity was named the Men's & Women's Basketball General Manager, along with serving as the primary sports administrator for the men's program.

Garrity will be tasked with developing long-term roster management strategies for both programs. He'll work to establish a clear vision in recruiting and the transfer portal, while working hand-in-hand with the NIL office on a financial asset allocation strategy.

As the sport administrator for the men's program, other key components of Garrity's role include, but aren't limited to, the development of annual strategic goals, team personnel management, budget analysis, revenue generation and fundraising, alumni relations and facility management.

Garrity graduated magna cum laude from Notre Dame in 1998 with a B.S. in Science Pre Professional Studies. On the court, he was just as successful - a three-time All-Big East selection, the 1997 Big East Player of the Year, a 1998 Second Team All-American and a two-time First Team Academic All-American. Garrity finished with 2,085 career points, which still ranks fifth all-time.

He was selected 19th overall in the first round of the 1998 NBA draft by the Milwaukee Bucks and traded immediately to the Phoenix Suns. In the summer of 1999 he was traded to the Orlando Magic, competing for nine seasons before retiring in 2008. During this time, he also served as secretary/treasurer for the National Basketball Players Association for seven seasons.

In August of 2014 Garrity landed the role of Director of Strategic Planning for the Detroit Pistons. In the summer of 2016, Garrity was promoted to Assistant General Manager and held that position for four seasons before leaving the post in 2020.



HASLAM METRICS ANALYSIS



Automated Team Capsule for 2025-26 Notre Dame 11-12 (0.478) | ACC

All-Play Percentage: 0.760 (84 th)	Schedule Strength: 0.020 (47 th)	Record Quality: 0.050 (-22 nd)	Avg. Season Rank: 74.4 (70 th)
Pace: 64.08 (261 st)	Momentum: +0.02 (525 th)	Off. Momentum: -0.78 (255 th)	Def. Momentum: +0.09 (321 st)
Consistency: -0.08 (125 th)	Res. Consistency: -12.26 (111 th)	Away From Home: -0.43 (265 th)	Paper Tiger Factor: -1.16 (172 nd)

NOTE: All data below reflects predicted performance against the "AO" (average opponent), a fictitious opponent who represents the average in every stat category. However, over column headers only sit "ABOUT" page for an explanation of each measurement. Includes games through February 4, 2026. Data shown on this page is based on time-dependent ratings.

OFFENSE	EH	FTAR	FT%	FGAR	FG%	3PAR	3P%	MRAR	MRF%	NPAR	NPF%	PPSR	PPSC	SCCN	%3PA	%MRA	%NPA	Proj.
RATING:	119.43	29.98	59.0%	57.44	46.85	35.87	35.11	21.04	25.44	30.64	32.90	5.75	10.12	5.36	41.02	24.26	34.92	2.05
RANK:	102 nd	124 th	2.1 st	1.7 th	1.9 th	138 th	148 th	137 th	142 nd	265 th	89 th	251 st	120 th	107 th	141 st	142 nd	282 nd	265 th

DEFENSE	EH	FTAR	FT%	FGAR	FG%	3PAR	3P%	MRAR	MRF%	NPAR	NPF%	PPSR	PPSC	SCCN	%3PA	%MRA	%NPA	Proj.
RATING:	118.67	25.10	—	58.04	42.12	38.25	31.15	21.57	40.48	25.42	30.15	11.52	10.72	3.86	45.10	25.18	24.92	2.15
RANK:	107 th	107 th	—	120 th	7.1 st	7.1 st	42 nd	264 th	264 th	127 th	245 th	110 th	16 th	11 th	147 th	207 th	11 th	8 th

ANALYSIS:

Despite what their win percentage might indicate, Notre Dame is a good team that can cause more than enough trouble for most opponents. Carrying a record of 11-12, they are currently rated #84 overall (out of 355) in All-Play Percentage this season. They are also ranked by this stat as the #14 team (out of 16) in the ACC (average ranking 61.5).

The primary strength for Notre Dame is defense. The team is ranked 68th in efficiency, allowing fewer than 105 points for every 100 trips upcourt vs. AO. Notre Dame does a fantastic job to prevent opposing teams from capitalizing on chances from offensive rebounds. The squad allows AO to convert only 0.6% of all second-chance opportunities (ranked 11th in the NCAA), and with a rating of 10.77, they're 16th in potential points allowed off of the offensive glass as well. Notre Dame has also done a very good job to prevent opponents from draining threes this year. They rank 42nd in the NCAA in defensive three-point percentage, allowing AO to make just 31.1% of their attempts from afar. And to expose that weakness, this team will force AO to shoot the three more than they usually would. Of AO's total field goals, a large chunk of them (46.2%) will come from long-distance.

Notre Dame plays at about the same level on offense as they do on defense. The team ranks 103rd nationally in offensive efficiency, scoring about 113 points every 100 trips upcourt vs. AO. Notre Dame fares better than most teams when it comes to converting from locations close to the basket. The team is ranked 65th in the country in near-proximity field goal percentage, making approximately 62.9% of their attempts from up-close vs. AO. However, even with their high conversion rate on near-proximity attempts, this team usually settles for shots from longer distances. Only about 34.9% of their total attempts vs. AO are from the inside.

Notre Dame has recently performed below their norm from an efficiency standpoint. The team is currently ranked 325th in the country in positive momentum.

CBB ANALYTICS SITE

Team Stats - Full Season Stats

Core Stats	Season	Misc Scoring	Season	Box Score	Season
Net Rating	1.8 150	Fast Break Pts / Game	7.3 310	Points / Game	73.8 209
Offensive Rating	111.7 152	% Pts on Fast Break	9.9% 321	Assists / Game	12.1 291
Defensive Rating	109.9 165	Paint Pts / Game	30.4 229	OffReb / Game	11.2 140
Pace	64.8 238	% Pts in Paint	41.4% 227	OffReb / Game	25.8 74
Effective FG%	62.1% 145	2nd Pts / Game	10.6 213	Steals / Game	4.5 332
Off Rebound Pct	32.1% 147	% Pts on 2nd Chance	14.3% 216	Blocks / Game	2.1 339
Turnover Pct	14.8% 176	Points off TOVs / Game	11.1 314	Turnovers / Game	11.5 152
FT Attempt Rate	33.6% 220	Bench / Game	22.9 139	PFs / Game	17.5 160
Shooting	Season	Adv Offense	Season	Adv Defense	Season
F-G/A / Game	37.8 218	Offensive Rating	111.7 152	Defensive Rating	109.9 165
Field Goal Pct	44.7% 155	True Shooting %	55.3% 181	Def Rebound Pct	74.1% 179
2PAs / Game	33.7 234	3-Point All Rate	41.8% 142	Steal Pct	8.9% 349
2-Point Pct	51.3% 182	FT Attempt Rate	33.3% 230	Block Pct	6.9% 316
3PAs / Game	26.0 143	Assist Pct	46.8% 310	Horsem / Pct	13.8% 350
3-Point Pct	35.7% 90	Turnover Pct	14.3% 176	FF Efficiency	0.38% 355
FTAs / Game	19.4 235	Ass/Tov Ratio	1.05% 230	Steals / PF	0.26% 340
Free Throw Pct	69.1% 283	FF Drawn / Game	17.5 191	Blocks / PF	0.12% 327

Opponent Stats - Full Season Stats

Core Stats	Season	Misc Scoring	Season	Box Score	Season
Net Rating	-1.8 150	Fast Break Pts / Game	8.6 138	Points / Game	72.3 113
Offensive Rating	109.9 165	% Pts on Fast Break	13.1% 152	Assists / Game	13.4 169
Defensive Rating	111.7 152	Paint Pts / Game	27.5 50	OffReb / Game	9.0 24
Pace	64.8 70	% Pts in Paint	39.0% 34	OffReb / Game	23.8 147
Effective FG%	60.4% 193	2nd Pts / Game	8.6 47	Steals / Game	6.8 63
Off Rebound Pct	25.9% 179	% Pts on 2nd Chance	13.1% 51	Blocks / Game	2.0 65
Turnover Pct	12.6% 325	Points off TOVs / Game	13.8 220	Turnovers / Game	9.5 344
FT Attempt Rate	34.1% 143	Bench / Game	17.4 32	PFs / Game	17.8 182
Shooting	Season	Adv Offense	Season	Adv Defense	Season
F-G/A / Game	67.4 131	Offensive Rating	109.9 165	Defensive Rating	111.7 162
Field Goal Pct	40.2% 107	True Shooting %	54.0% 152	Def Rebound Pct	68.0% 141
2PAs / Game	30.0 24	3-Point All Rate	46.1% 345	Steal Pct	8.8% 21
2-Point Pct	53.5% 240	FT Attempt Rate	34.1% 143	Block Pct	6.2% 60
3PAs / Game	26.6 218	Assist Pct	54.2% 227	Horsem / Pct	17.0% 54
3-Point Pct	31.4% 61	Turnover Pct	12.6% 325	FF Efficiency	0.43% 55
FTAs / Game	19.6 125	Ass/Tov Ratio	1.40% 308	Steals / PF	0.33% 28
Free Throw Pct	74.0% 273	FF Drawn / Game	17.3 151	Blocks / PF	0.15% 70



2025-26 Notre Dame Men's Basketball

GAME BY GAME COMPARISON



2025-26 Notre Dame Men's Basketball Team Game-by-Game All games

Page 1/1
as of Feb 08, 2026

Opponent	Date	Score		Total		3-Pointers		Free throws		Rebounds				PF	A	TO	BLK	STL	PTS	AVG
				FG-FGA	PCT	3FG-3FGA	PCT	FT-FTA	PCT	OFF	DEF	TOT	AVG							
LIU	11/03/2025	89-67	W	27-55	.491	14-27	.519	21-30	.700	17	28	45	45.0	24	15	19	1	7	89	89.0
Detroit Mercy	11/07/2025	102-70	W	36-69	.522	14-32	.438	16-22	.727	11	33	44	44.5	15	19	7	2	8	102	95.5
Eastern Ill.	11/11/2025	78-58	W	29-60	.483	9-28	.321	11-15	.733	17	23	40	43.0	15	13	10	1	4	78	89.7
at Ohio St.	11/16/2025	63-64	L	24-51	.471	3-10	.300	12-20	.600	7	29	36	41.3	21	8	13	1	6	63	83.0
Bellarmine	11/19/2025	86-79	W	28-49	.571	7-19	.368	23-32	.719	9	22	31	39.2	23	10	14	1	3	86	83.6
vs Kansas	11/24/2025	61-71	L	22-64	.344	4-24	.167	13-15	.867	10	24	34	38.3	13	6	5	4	7	61	79.8
vs Rutgers	11/25/2025	68-63	W	27-55	.491	8-18	.444	6-9	.667	13	24	37	38.1	14	11	16	2	6	68	78.1
vs Houston	11/26/2025	56-66	L	17-50	.340	6-28	.214	16-21	.762	9	25	34	37.6	19	10	8	1	2	56	75.4
Missouri	12/02/2025	76-71	W	25-54	.463	11-33	.333	15-18	.833	7	26	33	37.1	19	16	13	2	4	76	75.4
at TCU	12/05/2025	87-85	Wot	33-60	.550	12-26	.462	9-20	.450	8	28	36	37.0	20	27	14	2	2	87	76.6
Idaho	12/10/2025	80-65	W	32-61	.525	9-14	.643	7-10	.700	11	28	39	37.2	8	15	9	5	2	80	76.9
Evansville	12/13/2025	82-58	W	28-59	.475	14-25	.560	12-17	.706	10	28	38	37.3	17	9	12	0	9	82	77.3
Purdue Fort Wayne	12/21/2025	69-72	L	24-60	.400	7-27	.259	14-17	.824	14	29	43	37.7	18	11	15	3	5	69	76.7
at Stanford	12/30/2025	47-40	W	18-56	.321	3-16	.188	8-14	.571	16	32	48	38.4	16	6	12	4	2	47	74.6
at California	01/02/2026	71-72	L	22-55	.400	11-31	.355	16-26	.615	12	32	44	38.8	15	14	7	1	0	71	74.3
Clemson	01/10/2026	61-76	L	20-47	.426	9-21	.429	12-18	.667	6	23	29	38.2	16	7	14	3	2	61	73.5
Miami (FL)	01/13/2026	69-81	L	25-53	.472	7-23	.304	12-18	.667	12	23	35	38.0	20	7	18	3	4	69	73.2
at Virginia Tech	01/17/2026	76-89	L	27-61	.443	6-24	.250	16-21	.762	13	17	30	37.6	20	11	13	2	5	76	73.4
at North Carolina	01/21/2026	69-91	L	27-75	.360	8-25	.320	7-13	.538	18	21	39	37.6	16	13	5	0	5	69	73.2
Boston College	01/24/2026	68-64	W	24-59	.407	6-26	.231	14-22	.636	13	26	39	37.7	16	10	8	3	4	68	72.9
Virginia	01/27/2026	97-100	Lot2	29-61	.475	11-27	.407	28-34	.824	9	26	35	37.6	25	15	10	5	5	97	74.0
at Syracuse	01/31/2026	72-86	L	26-53	.491	6-22	.273	14-20	.700	4	24	28	37.1	16	11	10	0	3	72	74.0
at Louisville	02/04/2026	65-76	L	24-62	.387	11-27	.407	6-14	.429	12	23	35	37.0	17	14	12	3	9	65	73.6
Florida St.	02/07/2026	79-82	L	27-64	.422	10-31	.323	15-24	.625	14	33	47	37.5	19	13	12	5	3	79	73.8
Total		1771		621-1393	.446	206-584	.353	323-470	.687	272	627	899	37.5	422	291	276	54	107	1771	73.8
Opponents		1746		595-1385	.430	206-646	.319	350-472	.742	217	575	792	33.0	433	324	223	68	138	1746	72.8

Notre Dame Averages

Games Played	Points/ game	FG Pct	3FG Pct	FT Pct	Rebounds/ game	Assists/ game	Turnovers/ game	Assist/Turnover ratio	Steals/ game	Blocks/ game
24	73.8	44.6	35.3	68.7	37.5	12.1	11.5	1.1	4.5	2.3



2025-26 Notre Dame Men's Basketball Opponents Game-by-Game All games

Page 1/1
as of Feb 08, 2026

Opponent	Date	Score		Total		3-Pointers		Free throws		Rebounds				PF	A	TO	BLK	STL	PTS	AVG
				FG-FGA	PCT	3FG-3FGA	PCT	FT-FTA	PCT	OFF	DEF	TOT	AVG							
LIU	11/03/2025	89-67	W	21-55	.382	6-18	.333	19-31	.613	14	17	31	31.0	22	12	15	3	10	67	67.0
Detroit Mercy	11/07/2025	102-70	W	28-67	.418	9-30	.300	5-10	.500	8	25	33	32.0	21	15	13	3	5	70	68.5
Eastern Ill.	11/11/2025	78-58	W	21-54	.389	6-21	.286	10-12	.833	9	15	24	29.3	17	8	11	1	2	58	65.0
at Ohio St.	11/16/2025	63-64	L	19-50	.380	7-23	.304	19-23	.826	4	24	28	29.0	16	12	10	4	6	64	64.8
Bellarmine	11/19/2025	86-79	W	25-46	.543	7-22	.318	22-27	.815	2	15	17	26.6	22	7	13	0	8	79	67.6
vs Kansas	11/24/2025	61-71	L	28-60	.467	6-20	.300	9-13	.692	10	34	44	29.5	11	16	9	8	2	71	68.2
vs Rutgers	11/25/2025	68-63	W	20-51	.392	11-27	.407	12-17	.706	11	17	28	29.3	14	12	14	4	5	63	67.4
vs Houston	11/26/2025	56-66	L	20-59	.339	8-27	.296	18-23	.783	16	28	44	31.1	17	15	5	3	4	66	67.3
Missouri	12/02/2025	76-71	W	24-54	.444	6-21	.286	17-25	.680	9	22	31	31.1	19	12	12	1	10	71	67.7
at TCU	12/05/2025	87-85	Wot	29-60	.483	12-29	.414	15-23	.652	5	23	28	30.8	18	20	8	1	6	85	69.4
Idaho	12/10/2025	80-65	W	23-58	.397	10-24	.417	9-10	.900	7	20	27	30.5	12	13	6	2	3	65	69.0
Evansville	12/13/2025	82-58	W	21-53	.396	8-24	.333	8-13	.615	8	24	32	30.6	21	13	13	5	6	58	68.1
Purdue Fort Wayne	12/21/2025	69-72	L	24-59	.407	11-35	.314	13-17	.765	5	23	28	30.4	17	7	8	1	7	72	68.4
at Stanford	12/30/2025	47-40	W	13-56	.232	4-30	.133	10-12	.833	10	26	36	30.8	15	8	6	4	6	40	66.4
at California	01/02/2026	71-72	L	26-64	.406	11-39	.282	9-12	.750	9	25	34	31.0	21	13	3	1	4	72	66.7
Clemson	01/10/2026	61-76	L	27-58	.466	7-26	.269	15-18	.833	8	23	31	31.0	15	11	6	1	7	76	67.3
Miami (FL)	01/13/2026	69-81	L	29-58	.500	6-22	.273	17-21	.810	8	20	28	30.8	17	10	8	1	13	81	68.1
at Virginia Tech	01/17/2026	76-89	L	27-53	.509	7-20	.350	28-32	.875	9	23	32	30.9	17	12	12	2	6	89	69.3
at North Carolina	01/21/2026	69-91	L	31-61	.508	13-34	.382	16-23	.696	10	34	44	31.6	17	18	8	5	3	91	70.4
Boston College	01/24/2026	68-64	W	23-58	.397	9-32	.281	9-14	.643	10	25	35	31.8	19	14	9	3	2	64	70.1
Virginia	01/27/2026	97-100	Lot2	31-65	.477	10-29	.345	28-35	.800	14	26	40	32.1	27	21	11	3	5	100	71.5
at Syracuse	01/31/2026	72-86	L	32-56	.571	10-25	.400	12-21	.571	6	28	34	32.2	18	21	6	4	7	86	72.2
at Louisville	02/04/2026	65-76	L	28-65	.431	7-31	.226	13-18	.722	16	30	46	32.8	16	19	12	4	6	76	72.3
Florida St.	02/07/2026	79-82	L	25-65	.385	15-37	.405	17-22	.773	9	28	37	33.0	24	15	5	4	5	82	72.8
Total		1746		595-1385	.430	206-646	.319	350-472	.742	217	575	792	33.0	433	324	223	68	138	1746	72.8
Notre Dame		1771		621-1393	.446	206-584	.353	323-470	.687	272	627	899	37.5	422	291	276	54	107	1771	73.8

Opponents Averages

Games Played	Points/ game	FG Pct	3FG Pct	FT Pct	Rebounds/ game	Assists/ game	Turnovers/ game	Assist/Turnover ratio	Steals/ game	Blocks/ game
24	72.8	43.0	31.9	74.2	33.0	13.5	9.3	1.5	5.8	2.8



2025-26 Notre Dame Men's Basketball SEASON STATS



2025-26 Notre Dame Men's Basketball Combined Team Statistics All games

Page 1/1
as of Feb 08, 2026

Game Records

Record	Overall	Home	Away	Neutral
ALL GAMES	11-13	8-5	2-6	1-2
CONFERENCE	2-9	1-4	1-5	0-0
NON-CONFERENCE	9-4	7-1	1-1	1-2

Score by Periods

Team	1st	2nd	OT	TOT
Notre Dame	802	934	35	1771
Opponents	819	891	36	1746

Team Box Score

No. Player	GP-GS	MIN	AVG	Total		3-Point		F-Throw		Rebounds				PF	DQ	A	TO	BLK	STL	PTS	AVG
				FG-FGA	FG%	3FG-3FGA	3FG%	FT-FTA	FT%	OFF	DEF	TOT	AVG								
3 BURTON, Markus	10-10	300:59	30.1	65-133	.489	11-36	.306	44-48	.917	6	22	28	2.8	29	0	37	26	1	16	185	18.5
10 HARALSON, Jalen	23-21	607:19	26.4	128-256	.500	5-24	.208	88-137	.642	30	56	86	3.7	56	2	61	63	6	11	349	15.2
11 SHREWSBERRY, Braeden	24-24	761:35	31.7	94-230	.409	67-162	.414	29-37	.784	2	68	70	2.9	30	0	43	26	3	9	284	11.8
5 CERTA, Cole	24-9	578:34	24.1	70-195	.359	55-152	.362	61-67	.910	12	28	40	1.7	30	0	19	14	0	7	256	10.7
33 TOWT, Carson	24-24	618:40	25.8	68-113	.602	0-0	.000	17-46	.370	86	142	228	9.5	72	2	41	28	10	14	153	6.4
13 MOHAMMED, Sir	24-5	377:07	15.7	54-133	.406	9-33	.273	18-33	.545	20	46	66	2.8	35	0	29	35	4	12	135	5.6
6 KOEHLER, Brady	23-6	339:51	14.8	38-86	.442	14-38	.368	25-36	.694	16	48	64	2.8	55	3	4	17	16	15	115	5.0
12 SUNDRA, Garrett	24-16	460:08	19.2	36-79	.456	16-47	.340	7-11	.636	26	57	83	3.5	38	1	12	11	8	6	95	4.0
2 IMES, Logan	24-5	462:25	19.3	33-96	.344	15-51	.294	8-17	.471	13	57	70	2.9	29	0	37	26	1	15	89	3.7
7 FROST, Ryder	19-0	111:04	5.8	17-41	.415	14-37	.378	5-8	.625	3	11	14	0.7	10	0	2	2	0	1	53	2.8
14 NJIE, Kebba	17-0	195:28	11.5	12-19	.632	0-1	.000	18-25	.720	10	47	57	3.4	31	0	3	11	4	1	42	2.5
34 MACLELLAN, Matthew	7-0	32:44	4.7	4-5	.800	0-0	.000	3-5	.600	2	8	10	1.4	5	0	1	1	1	0	11	1.6
0 STEVENS, Brady	4-0	08:36	2.2	1-3	.333	0-1	.000	0-0	.000	0	1	1	0.3	1	0	1	0	0	0	2	0.5
24 ZACKERY IV, Mark	4-0	20:15	5.1	1-4	.250	0-2	.000	0-0	.000	1	2	3	0.8	1	0	1	1	0	0	2	0.5
Team										45	34	79					15				
Total	24	4875		621-1393	.446	206-584	.353	323-470	.687	272	627	899	37.5	422	8	291	276	54	107	1771	73.8
Opponents	24	4876		595-1385	.430	206-646	.319	350-472	.742	217	575	792	33.0	433	10	324	223	68	138	1746	72.8

Team Statistics

	ND	OPP
Scoring	1771	1746
Points per game	73.8	72.8
Scoring margin	+1.0	-
Field goals-att	621-1393	595-1385
Field goal pct	.446	.430
3 point fg-att	206-584	206-646
3-point FG pct	.353	.319
3-pt FG made per game	8.6	8.6
Free throws-att	323-470	350-472
Free throw pct	.687	.742
F-Throws made per game	13.5	14.6
Rebounds	899	792
Rebounds per game	37.5	33.0
Rebounding margin	+4.5	-
Assists	291	324
Assists per game	12.1	13.5
Turnovers	276	223
Turnovers per game	11.5	9.3
Turnover margin	-2.2	-
Assist/turnover ratio	1.1	1.5
Steals	107	138
Steals per game	4.5	5.8
Blocks	54	68
Blocks per game	2.3	2.8
Winning streak	0	-
Home win streak	0	-
Attendance	64810	91942
Home games-Avg/Game	13-4985	8-11493
Neutral site-Avg/Game	-	3-2086

Team Results

Date	Opponent		Score	Att.
11/03/2025	LIU	W	89-67	3911
11/07/2025	Detroit Mercy	W	102-70	7608
11/11/2025	Eastern Ill.	W	78-58	3618
11/16/2025	at Ohio St.	L	63-64	12357
11/19/2025	Bellarmine	W	86-79	3676
11/24/2025	vs Kansas	L	61-71	4628
11/25/2025	vs Rutgers	W	68-63	0
11/26/2025	vs Houston	L	56-66	1629
12/02/2025	Missouri	W	76-71	4980
12/05/2025	at TCU	Wot	87-85	5706
12/10/2025	Idaho	W	80-65	3687
12/13/2025	Evansville	W	82-58	4323
12/21/2025	Purdue Fort Wayne	L	69-72	5366
12/30/2025	at Stanford	W	47-40	3868
01/02/2026	at California	L	71-72	5158
01/10/2026	Clemson	L	61-76	6933
01/13/2026	Miami (FL)	L	69-81	5278
01/17/2026	at Virginia Tech	L	76-89	8925
01/21/2026	at North Carolina	L	69-91	19686
01/24/2026	Boston College	W	68-64	5248
01/27/2026	Virginia	Lot2	97-100	4012
01/31/2026	at Syracuse	L	72-86	21455
02/04/2026	at Louisville	L	65-76	14787
02/07/2026	Florida St.	L	79-82	6170



2025-26 Notre Dame Men's Basketball
ACC STATS



2025-26 Notre Dame Men's Basketball
Combined Team Statistics
In Conference games

Page 1/1
as of Feb 08, 2026

Game Records

Record	Overall	Home	Away	Neutral
ALL GAMES	2-9	1-4	1-5	0-0
CONFERENCE	2-9	1-4	1-5	0-0
NON-CONFERENCE	0-0	0-0	0-0	0-0

Score by Periods

Team	1st	2nd	OT	TOT
Notre Dame	356	394	24	774
Opponents	398	432	27	857

Team Box Score

No.	Player				Total		3-Point		F-Throw		Rebounds											
		GP-GS	MIN	AVG	FG-FGA	FG%	3FG-3FGA	3FG%	FT-FTA	FT%	OFF	DEF	TOT	AVG	PF	DQ	A	TO	BLK	STL	PTS	AVG
10	HARALSON, Jalen	11-11	306:26	27.9	63-123	.512	5-16	.313	42-69	.609	13	29	42	3.8	29	1	28	33	1	4	173	15.7
5	CERTA, Cole	11-6	311:57	28.4	38-113	.336	27-81	.333	39-45	.867	7	14	21	1.9	15	0	8	8	0	3	142	12.9
11	SHREWSBERRY, Braeden	11-11	368:18	33.5	42-122	.344	25-76	.329	17-21	.810	2	34	36	3.3	14	0	25	16	1	5	126	11.5
6	KOEHLER, Brady	11-6	217:17	19.8	25-56	.446	9-24	.375	21-29	.724	11	31	42	3.8	34	2	2	7	10	12	80	7.3
33	TOWT, Carson	11-11	275:24	25.0	30-51	.588	0-0	.000	7-24	.292	40	56	96	8.7	34	1	14	13	5	6	67	6.1
13	MOHAMMED, Sir	11-1	161:32	14.7	27-68	.397	4-15	.267	9-15	.600	13	19	32	2.9	17	0	10	13	3	3	67	6.1
12	SUNDRA, Garrett	11-4	217:06	19.7	15-33	.455	7-21	.333	5-6	.833	12	26	38	3.5	21	1	7	4	5	4	42	3.8
2	IMES, Logan	11-5	256:53	23.4	14-51	.275	4-23	.174	3-6	.500	7	32	39	3.5	11	0	25	17	1	5	35	3.2
7	FROST, Ryder	8-0	46:16	5.8	7-15	.467	7-14	.500	2-4	.500	1	4	5	0.6	8	0	0	1	0	0	23	2.9
34	MACLELLAN, Matthew	4-0	24:20	6.1	4-5	.800	0-0	.000	3-5	.600	1	6	7	1.8	3	0	0	1	1	0	11	2.8
14	NJIE, Kebba	4-0	40:30	10.1	3-4	.750	0-0	.000	0-0	.000	1	12	13	3.3	8	0	0	2	2	0	6	1.5
24	ZACKERY IV, Mark	4-0	20:15	5.1	1-4	.250	0-2	.000	0-0	.000	1	2	3	0.8	1	0	1	1	0	0	2	0.5
0	STEVENS, Brady	2-0	03:32	1.8	0-1	.000	0-1	.000	0-0	.000	0	0	0	0.0	1	0	1	0	0	0	0	0.0
Team											20	15	35					5				
Total		11	2250		269-646	.416	88-273	.322	148-224	.661	129	280	409	37.2	196	5	121	121	29	42	774	70.4
Opponents		11	2251		292-659	.443	99-325	.305	174-228	.763	109	288	397	36.1	206	5	162	86	32	64	857	77.9

Team Statistics

	ND	OPP
Scoring		
Points per game	77.4	77.9
Scoring margin	-7.5	-
Field goals-att		
Field goal pct	269-646	292-659
	.416	.443
3 point fg-att		
3-point FG pct	88-273	99-325
3-pt FG made per game	.322	.305
	8.0	9.0
Free throws-att		
Free throw pct	148-224	174-228
F-Throws made per game	.661	.763
	13.5	15.8
Rebounds		
Rebounds per game	409	397
Rebounding margin	37.2	36.1
	+1.1	-
Assists		
Assists per game	121	162
	11.0	14.7
Turnovers		
Turnovers per game	121	86
Turnover margin	11.0	7.8
Assist/turnover ratio	-3.2	-
	1.0	1.9
Steals		
Steals per game	42	64
	3.8	5.8
Blocks		
Blocks per game	29	32
	2.6	2.9
Winning streak		
Home win streak	0	-
	0	-
Attendance		
Home games-Avg/Game	27641	73879
Neutral site-Avg/Game	5-5528	6-12313
	-	0-0

Team Results

Date	Opponent		Score	Att.
12/30/2025	at Stanford	W	47-40	3868
01/02/2026	at California	L	71-72	5158
01/10/2026	Clemson	L	61-76	6933
01/13/2026	Miami (FL)	L	69-81	5278
01/17/2026	at Virginia Tech	L	76-89	8925
01/21/2026	at North Carolina	L	69-91	19686
01/24/2026	Boston College	W	68-64	5248
01/27/2026	Virginia	Lot2	97-100	4012
01/31/2026	at Syracuse	L	72-86	21455
02/04/2026	at Louisville	L	65-76	14787
02/07/2026	Florida St.	L	79-82	6170



2025-26 Notre Dame Men's Basketball NOTRE DAME HIGHS & LOWS

Notre Dame - Game Highs

POINTS	102		Detroit Mercy (11/07/2025)
	97		Virginia (01/27/2026)
	89		LIU (11/03/2025)
	87		at TCU (12/05/2025)
	86		Bellarmine (11/19/2025)
FIELD GOALS MADE	36		Detroit Mercy (11/07/2025)
	33		at TCU (12/05/2025)
FIELD GOAL ATTEMPTS	75		at North Carolina (01/21/2026)
	69		Detroit Mercy (11/07/2025)
FIELD GOAL PERCENTAGE	.571	(28-49)	Bellarmine (11/19/2025)
	.550	(33-60)	at TCU (12/05/2025)
3 PT FG MADE	14		Evansville (12/13/2025)
	14		Detroit Mercy (11/07/2025)
	14		LIU (11/03/2025)
3 PT FG ATTEMPTS	33		Missouri (12/02/2025)
	32		Detroit Mercy (11/07/2025)
3 PT FG PERCENTAGE	.643	(9-14)	Idaho (12/10/2025)
	.560	(14-25)	Evansville (12/13/2025)
FREE THROWS MADE	28		Virginia (01/27/2026)
	23		Bellarmine (11/19/2025)
FREE THROW ATTEMPTS	34		Virginia (01/27/2026)
	32		Bellarmine (11/19/2025)
FREE THROW PERCENTAGE	.867	(13-15)	vs Kansas (N) (11/24/2025)
	.833	(15-18)	Missouri (12/02/2025)
REBOUNDS	48		at Stanford (12/30/2025)
	47		Florida St. (02/07/2026)
ASSISTS	27		at TCU (12/05/2025)
	19		Detroit Mercy (11/07/2025)
STEALS	9		at Louisville (02/04/2026)
	9		Evansville (12/13/2025)
BLOCKED SHOTS	5		Florida St. (02/07/2026)
	5		Virginia (01/27/2026)
	5		Idaho (12/10/2025)
TURNOVERS	19		LIU (11/03/2025)
	18		Miami (FL) (01/13/2026)
FOULS	25		Virginia (01/27/2026)
	24		LIU (11/03/2025)

Notre Dame - Game Lows

POINTS	47		at Stanford (12/30/2025)
	56		vs Houston (N) (11/26/2025)
	61		Clemson (01/10/2026)
	61		vs Kansas (N) (11/24/2025)
	63		at Ohio St. (11/16/2025)
FIELD GOALS MADE	17		vs Houston (N) (11/26/2025)
	18		at Stanford (12/30/2025)
FIELD GOAL ATTEMPTS	47		Clemson (01/10/2026)
	49		Bellarmine (11/19/2025)
FIELD GOAL PERCENTAGE	.321	(18-56)	at Stanford (12/30/2025)
	.340	(17-50)	vs Houston (N) (11/26/2025)
3 PT FG MADE	3		at Stanford (12/30/2025)
	3		at Ohio St. (11/16/2025)
3 PT FG ATTEMPTS	10		at Ohio St. (11/16/2025)
	14		Idaho (12/10/2025)
3 PT FG PERCENTAGE	.167	(4-24)	vs Kansas (N) (11/24/2025)
	.188	(3-16)	at Stanford (12/30/2025)
FREE THROWS MADE	6		at Louisville (02/04/2026)
	6		vs Rutgers (N) (11/25/2025)
FREE THROW ATTEMPTS	9		vs Rutgers (N) (11/25/2025)
	10		Idaho (12/10/2025)
FREE THROW PERCENTAGE	.429	(6-14)	at Louisville (02/04/2026)
	.450	(9-20)	at TCU (12/05/2025)
REBOUNDS	28		at Syracuse (01/31/2026)
	29		Clemson (01/10/2026)
ASSISTS	6		at Stanford (12/30/2025)
	6		vs Kansas (N) (11/24/2025)
STEALS	0		at California (01/02/2026)
	2		Clemson (01/10/2026)
	2		at Stanford (12/30/2025)
	2		Idaho (12/10/2025)
	2		at TCU (12/05/2025)
	2		vs Houston (N) (11/26/2025)
BLOCKED SHOTS	0		at Syracuse (01/31/2026)
	0		at North Carolina (01/21/2026)
	0		Evansville (12/13/2025)
TURNOVERS	5		at North Carolina (01/21/2026)
	5		vs Kansas (N) (11/24/2025)
FOULS	8		Idaho (12/10/2025)
	13		vs Kansas (N) (11/24/2025)



2025-26 Notre Dame Men's Basketball OPPONENT HIGHS & LOWS

Opponent - Game Highs

POINTS	100	Virginia (01/27/2026)
	91	at North Carolina (01/21/2026)
	89	at Virginia Tech (01/17/2026)
	86	at Syracuse (01/31/2026)
	85	at TCU (12/05/2025)
FIELD GOALS MADE	32	at Syracuse (01/31/2026)
	31	Virginia (01/27/2026)
	31	at North Carolina (01/21/2026)
FIELD GOAL ATTEMPTS	67	Detroit Mercy (11/07/2025)
	65	Florida St. (02/07/2026)
	65	at Louisville (02/04/2026)
	65	Virginia (01/27/2026)
FIELD GOAL PERCENTAGE	.571 (32-56)	at Syracuse (01/31/2026)
	.543 (25-46)	Bellarmine (11/19/2025)
3 PT FG MADE	15	Florida St. (02/07/2026)
	13	at North Carolina (01/21/2026)
3 PT FG ATTEMPTS	39	at California (01/02/2026)
	37	Florida St. (02/07/2026)
3 PT FG PERCENTAGE	.417 (10-24)	Idaho (12/10/2025)
	.414 (12-29)	at TCU (12/05/2025)
FREE THROWS MADE	28	Virginia (01/27/2026)
	28	at Virginia Tech (01/17/2026)
FREE THROW ATTEMPTS	35	Virginia (01/27/2026)
	32	at Virginia Tech (01/17/2026)
FREE THROW PERCENTAGE	.900 (9-10)	Idaho (12/10/2025)
	.875 (28-32)	at Virginia Tech (01/17/2026)
REBOUNDS	46	at Louisville (02/04/2026)
	44	at North Carolina (01/21/2026)
	44	vs Houston (N) (11/26/2025)
	44	vs Kansas (N) (11/24/2025)
ASSISTS	21	at Syracuse (01/31/2026)
	21	Virginia (01/27/2026)
STEALS	13	Miami (FL) (01/13/2026)
	10	Missouri (12/02/2025)
	10	LIU (11/03/2025)
BLOCKED SHOTS	8	vs Kansas (N) (11/24/2025)
	5	at North Carolina (01/21/2026)
	5	Evansville (12/13/2025)
TURNOVERS	15	LIU (11/03/2025)
	14	vs Rutgers (N) (11/25/2025)
FOULS	27	Virginia (01/27/2026)
	24	Florida St. (02/07/2026)

Opponent - Game Lows

POINTS	40	at Stanford (12/30/2025)
	58	Evansville (12/13/2025)
	58	Eastern Ill. (11/11/2025)
	63	vs Rutgers (N) (11/25/2025)
	64	Boston College (01/24/2026)
	64	at Ohio St. (11/16/2025)
	64	at Ohio St. (11/16/2025)
FIELD GOALS MADE	13	at Stanford (12/30/2025)
	19	at Ohio St. (11/16/2025)
FIELD GOAL ATTEMPTS	46	Bellarmine (11/19/2025)
	50	at Ohio St. (11/16/2025)
FIELD GOAL PERCENTAGE	.232 (13-56)	at Stanford (12/30/2025)
	.339 (20-59)	vs Houston (N) (11/26/2025)
3 PT FG MADE	4	at Stanford (12/30/2025)
	6	Miami (FL) (01/13/2026)
	6	Missouri (12/02/2025)
	6	vs Kansas (N) (11/24/2025)
	6	Eastern Ill. (11/11/2025)
	6	LIU (11/03/2025)
	6	LIU (11/03/2025)
3 PT FG ATTEMPTS	18	LIU (11/03/2025)
	20	at Virginia Tech (01/17/2026)
	20	vs Kansas (N) (11/24/2025)
3 PT FG PERCENTAGE	.133 (4-30)	at Stanford (12/30/2025)
	.226 (7-31)	at Louisville (02/04/2026)
FREE THROWS MADE	5	Detroit Mercy (11/07/2025)
	8	Evansville (12/13/2025)
FREE THROW ATTEMPTS	10	Idaho (12/10/2025)
	10	Detroit Mercy (11/07/2025)
FREE THROW PERCENTAGE	.500 (5-10)	Detroit Mercy (11/07/2025)
	.571 (12-21)	at Syracuse (01/31/2026)
REBOUNDS	17	Bellarmine (11/19/2025)
	24	Eastern Ill. (11/11/2025)
ASSISTS	7	Purdue Fort Wayne (12/21/2025)
	7	Bellarmine (11/19/2025)
STEALS	2	Boston College (01/24/2026)
	2	vs Kansas (N) (11/24/2025)
	2	Eastern Ill. (11/11/2025)
BLOCKED SHOTS	0	Bellarmine (11/19/2025)
	1	Miami (FL) (01/13/2026)
	1	Clemson (01/10/2026)
	1	at California (01/02/2026)
	1	Purdue Fort Wayne (12/21/2025)
	1	at TCU (12/05/2025)
	1	Missouri (12/02/2025)
	1	Eastern Ill. (11/11/2025)
TURNOVERS	3	at California (01/02/2026)
	5	Florida St. (02/07/2026)
	5	vs Houston (N) (11/26/2025)



2025-26 Notre Dame Men's Basketball

INDIVIDUAL HIGHS

Notre Dame - Individual Game Highs

POINTS	34		Cole Certa vs Virginia (01/27/2026)
	26		Jalen Haralson at Syracuse (01/31/2026)
	26		Braeden Shrewsberry vs Evansville (12/13/2025)
	25		Markus Burton vs Bellarmine (11/19/2025)
	24		Markus Burton vs Kansas (N) (11/24/2025)
FIELD GOALS MADE	24		Markus Burton vs LIU (11/03/2025)
	10		Cole Certa vs Virginia (01/27/2026)
FIELD GOAL ATTEMPTS	10		Markus Burton vs Bellarmine (11/19/2025)
	19		Cole Certa vs Virginia (01/27/2026)
FIELD GOAL PERCENTAGE (min 5 made)	19		Markus Burton vs Eastern Ill. (11/11/2025)
	1.000	(6-6)	Carson Towt at TCU (12/05/2025)
3 PT FG MADE	1.000	(6-6)	Jalen Haralson vs Eastern Ill. (11/11/2025)
	8		Braeden Shrewsberry vs Evansville (12/13/2025)
	6		Cole Certa at TCU (12/05/2025)
	6		Braeden Shrewsberry vs Eastern Ill. (11/11/2025)
	6		Cole Certa vs LIU (11/03/2025)
3 PT FG ATTEMPTS	14		Cole Certa at Louisville (02/04/2026)
	13		Cole Certa vs Virginia (01/27/2026)
3 PT FG PERCENTAGE (min 2 made)	1.000	(2-2)	Garrett Sundra at North Carolina (01/21/2026)
	1.000	(2-2)	Sir Mohammed vs Idaho (12/10/2025)
	1.000	(2-2)	Garrett Sundra at TCU (12/05/2025)
FREE THROWS MADE	9		Cole Certa vs Virginia (01/27/2026)
	9		Brady Koehler vs Virginia (01/27/2026)
FREE THROW ATTEMPTS	9		Jalen Haralson vs Purdue Fort Wayne (12/21/2025)
	11		Jalen Haralson at Syracuse (01/31/2026)
	11		Cole Certa vs Virginia (01/27/2026)
FREE THROW PERCENTAGE (min 3 made)	11		Jalen Haralson vs Purdue Fort Wayne (12/21/2025)
	1.000	(6-6)	Cole Certa vs Boston College (01/24/2026)
REBOUNDS	1.000	(6-6)	Cole Certa at Virginia Tech (01/17/2026)
	1.000	(6-6)	Braeden Shrewsberry at California (01/02/2026)
	1.000	(6-6)	Markus Burton vs Kansas (N) (11/24/2025)
	1.000	(6-6)	Cole Certa vs Bellarmine (11/19/2025)
	1.000	(5-5)	Jalen Haralson vs Florida St. (02/07/2026)
	1.000	(5-5)	Cole Certa at Stanford (12/30/2025)
	1.000	(4-4)	Braeden Shrewsberry vs Florida St. (02/07/2026)
	1.000	(4-4)	Cole Certa at North Carolina (01/21/2026)
	1.000	(4-4)	Markus Burton vs Missouri (12/02/2025)
	1.000	(4-4)	Kebba Njie vs Bellarmine (11/19/2025)
	1.000	(4-4)	Markus Burton vs Eastern Ill. (11/11/2025)
	1.000	(4-4)	Braeden Shrewsberry vs Detroit Mercy (11/07/2025)
	1.000	(4-4)	Kebba Njie vs LIU (11/03/2025)
	1.000	(4-4)	Cole Certa vs LIU (11/03/2025)
	1.000	(3-3)	Brady Koehler vs Evansville (12/13/2025)
	1.000	(3-3)	Markus Burton vs Bellarmine (11/19/2025)
	1.000	(3-3)	Jalen Haralson at Ohio St. (11/16/2025)
	19		Carson Towt vs LIU (11/03/2025)
	15		Carson Towt at California (01/02/2026)
	15		Carson Towt vs Idaho (12/10/2025)
ASSISTS	10		Markus Burton vs Missouri (12/02/2025)
STEALS	9		Jalen Haralson at TCU (12/05/2025)
	4		Brady Koehler at Louisville (02/04/2026)
BLOCKED SHOTS	4		Logan Imes vs Purdue Fort Wayne (12/21/2025)
	4		Markus Burton vs Detroit Mercy (11/07/2025)
TURNOVERS	4		Brady Koehler vs Virginia (01/27/2026)
	4		Brady Koehler vs Idaho (12/10/2025)



Opponent - Individual Game Highs

POINTS	32		Thijs De Ridder vs Virginia (01/27/2026)
	29		Corey Hadnot II vs Purdue Fort Wayne (12/21/2025)
	28		Nate Kingz at Syracuse (01/31/2026)
	26		Jestin Porter vs Clemson (01/10/2026)
	26		Mark Mitchell vs Missouri (12/02/2025)
FIELD GOALS MADE	11		Nate Kingz at Syracuse (01/31/2026)
	10		Corey Hadnot II vs Purdue Fort Wayne (12/21/2025)
FIELD GOAL ATTEMPTS	20		Thijs De Ridder vs Virginia (01/27/2026)
	17		Nate Kingz at Syracuse (01/31/2026)
	17		Fred Payne vs Boston College (01/24/2026)
	17		Jackson Rasmussen vs Idaho (12/10/2025)
	17		Mark Mitchell vs Missouri (12/02/2025)
FIELD GOAL PERCENTAGE (min 5 made)	.833	(5-6)	Kazeem Pryor at Louisville (02/04/2026)
	.750	(6-8)	Shelton Henderson vs Miami (FL) (01/13/2026)
	.750	(6-8)	RJ Godfrey vs Clemson (01/10/2026)
3 PT FG MADE	6		TJ Nadeau vs Detroit Mercy (11/07/2025)
	5		Chauncey Wiggins vs Florida St. (02/07/2026)
	5		Nate Kingz at Syracuse (01/31/2026)
	5		Sam Lewis vs Virginia (01/27/2026)
	5		Jacob Crews vs Missouri (12/02/2025)
3 PT FG ATTEMPTS	5		Jamichael Davis vs Rutgers (N) (11/25/2025)
	11		Emanuel Sharp vs Houston (N) (11/26/2025)
3 PT FG PERCENTAGE (min 2 made)	11		TJ Nadeau vs Detroit Mercy (11/07/2025)
	1.000	(4-4)	Luka Toews vs Boston College (01/24/2026)
FREE THROWS MADE	1.000	(2-2)	Jarin Stevenson at North Carolina (01/21/2026)
	14		Thijs De Ridder vs Virginia (01/27/2026)
FREE THROW ATTEMPTS	14		Tobi Lawal at Virginia Tech (01/17/2026)
	18		Tobi Lawal at Virginia Tech (01/17/2026)
FREE THROW PERCENTAGE (min 3 made)	15		Thijs De Ridder vs Virginia (01/27/2026)
	1.000	(9-9)	Amani Hansberry at Virginia Tech (01/17/2026)
REBOUNDS	1.000	(6-6)	Alex Steen vs Florida St. (02/07/2026)
	1.000	(6-6)	Tre Donaldson vs Miami (FL) (01/13/2026)
	1.000	(6-6)	Jestin Porter vs Clemson (01/10/2026)
	1.000	(6-6)	Biko Johnson vs Idaho (12/10/2025)
	1.000	(6-6)	Preston Turner vs Eastern Ill. (11/11/2025)
	1.000	(5-5)	Tariq Francis vs Rutgers (N) (11/25/2025)
	1.000	(4-4)	Saranda Fru at Louisville (02/04/2026)
	1.000	(4-4)	Luka Bogavac at North Carolina (01/21/2026)
	1.000	(4-4)	Milos Uzan vs Houston (N) (11/26/2025)
	1.000	(4-4)	Mercy Miller vs Houston (N) (11/26/2025)
	1.000	(4-4)	Bruce Thornton at Ohio St. (11/16/2025)
	1.000	(3-3)	Ryan Conwell at Louisville (02/04/2026)
	1.000	(3-3)	Kenyon Goodin vs Bellarmine (11/19/2025)
	1.000	(3-3)	John Mobley Jr. at Ohio St. (11/16/2025)
	12		Khani Rooths at Louisville (02/04/2026)
ASSISTS	12		Henri Veesaar at North Carolina (01/21/2026)
	10		Nathan George at Syracuse (01/31/2026)
STEALS	8		Brock Harding at TCU (12/05/2025)
	5		Malik Reneau vs Miami (FL) (01/13/2026)
BLOCKED SHOTS	5		Jestin Porter vs Clemson (01/10/2026)
	5		Anthony Robinson II vs Missouri (12/02/2025)
TURNOVERS	5		Flory Bidunga vs Kansas (N) (11/24/2025)
	5		Connor Turnbull vs Evansville (12/13/2025)
TURNOVERS	5		Neoklis Avdalas at Virginia Tech (01/17/2026)
	5		Anthony Robinson II vs Missouri (12/02/2025)





2025-26 Notre Dame Men's Basketball LAST TIME NOTRE DAME...

NOTRE DAME RECORDED A ...

	Score	Opponent	Date
1-Point win	55-54	vs. Pitt (ACC Tourney)	3/11/25
3 Consecutive 20-Point wins	89-67	LIU	11/3/25
	102-70	Detroit Mercy	11/7/25
	78-58	Eastern Illinois	11/11/25
30-Point win	102-70	Detroit Mercy	11/7/25
30-Point ACC win	90-56	Georgia Tech	2/26/22
40-Point win	92-49	Seattle	11/16/16
50-Point win	107-53	North Carolina A&T	12/4/16
15-Point rally	93-89	at Duke	2/9/21
20-Point rally	71-65	vs. Virginia Tech (2nd half)	3/17/18
last-second shot win	89-87	vs. Rutgers (Atkinson Jr. lay up, 1.4)	3/16/22
last-10-second win	87-85	at TCU (OT)	12/5/25
overtime game	97-100	vs. #17 Virginia (2OT)	1/27/26
multi-overtime game	97-100	vs. #17 Virginia (2OT)	1/27/26
overtime victory	87-85	at TCU (OT)	12/5/25
5-game win streak	5 games	11/10/22 to 11/22/22	
10-game win streak	11 games	11/26/14 through 1/5/15	
15-game win streak	18 games	12/31/53 through 3/9/54	
5-game loss streak	5	1/2/26 -- 1/21/26	

NOTRE DAME SHOT ...

	%	FGM-FGA	Opponent	Date
55% on FGs	.550	33-60	at TCU	12/5/25
55% on FGs, consecutive games	.552	32-58	at Duke	2/9/21
	.593	32-64	at Georgia Tech	2/6/21
60% on FGs	.615	32-52	at Syracuse	2/24/24
65% on FGs	.660	35-53	at Boston College	2/21/15
65% on FGs, first half	.696	16-23	Virginia	12/30/23
55% on 3FGs (10+ att)	.560	14-25	Evansville	12/13/25
60% on 3FGs (10+ att)	.643	9-14	Idaho	12/10/25
70% on 3FGs (10+ att)	.714	15-21	at Florida State	1/18/17
90% on FTs (10+ att)	.905	19-21	at #13/14 Clemson	2/26/25
100% on FTs (10+ att)	1.000	16-16	Virginia Tech	2/8/25

NOTRE DAME ...

	Pts	ND-Opp	Opponent	Date
Scored 100 points	102	102-70	Detroit Mercy	11/7/25
Scored 110 points	112	112-110 (4OT)	Cal	3/8/25
Scored 100 points on the road	103	103-84	at Providence	2/21/09
Scored 100 points at a neutral site	100	100-77	vs. Houston	3/12/78
Scored 100 points and lost	106	106-119	vs. Houston	3/20/71
Allowed 100 points	100	97-100 (2OT)	vs. #17 Virginia	1/27/26
Scored less than 50 points	47	47-40	at Stanford	12/30/25
Allowed less than 40 points	39	82-39	Binghamton	11/14/14

Allowed less than 50 points	40	47-40	at Stanford	12/30/25
	Stat	Md-Att	Opponent	Date
Made 40 FGs	41	41-59	Detroit Mercy	12/10/19
Made 15 or more 3FGs		15-37	at Syracuse	1/14/23
Made 15 or more 3FGs in consecutive games		20-39	Detroit Mercy	12/10/19
		15-39	UCLA	12/14/19
Made 10 3FGs in a half	.667	10-15	at Syracuse (2nd Half)	2/24/24
Made 20 3FGs	.513	20-39	Detroit Mercy	12/10/19
Made 30 free throws	94.7%	36-38	UIC	11/6/18
Had 15 or more assists in 1st half	15		at Syracuse	2/20/21
Had 15 or more assists in 2nd half	16		Detroit Mercy	12/10/19
Had 20 or more assists	See 25			
Had 25 or more assists	27		at TCU (OT)	12/5/25
Had 30 or more assists	33		Detroit Mercy	12/10/19
Had 15 offensive rebounds	16		at Stanford	12/30/25
Had 20 offensive rebounds	22		Marshall	11/15/19
Had 25 offensive rebounds	26		Louisville (2 OT)	1/16/18
Had 50 total rebounds	50		Cal	3/8/25
Doubled opponent rebounds	50/23		Stonehill	11/6/24
Allowed zero off rebounds	0		Bellarmine	12/23/20
Committed 5 turnovers or less	5		at #22 UNC	1/21/26
Committed 25 turnovers	26		at Villanova	2/8/00
Forced 15 turnovers	18		Boston College	1/13/25
Forced 20 turnovers	21		Toledo (OT)	
Forced 25 turnovers	30		New Hampshire	11/16/01

NOTRE DAME ...

	Opponent	Date	Player	Stat
5 double-figure scorers	See 6			
6 double-figure scorers	Detroit Mercy	11/7/25	Carson Towt	11
			Markus Burton	13
			Braeden Shrewsberry	19
			Sir Mohammed	10
			Ryder Frost	10
			Brady Koehler	10
7 double-figure scorers	North Carolina A&T	12/4/16	V.J. Beachem	19
			Matt Ryan	17
			Matt Farrell	15
			Steve Vasturia	13
			T.J. Gibbs	12
			Rex Pflueger	10
4 players score 15 points	#17 Virginia (2OT)	1/27/26	Bonzie Colson	10
			Brady Koehler	16
			Cole Certa	34
			Jalen Haralson	20
			Braeden Shrewsberry	18
2 double-figure rebounders	See 3			
3 double-figure rebounders	at Boston College	1/15/24	Carey Booth	13
			Kebba Njie	10
			Julian Roper II	10



2025-26 Notre Dame Men's Basketball

LAST TIME NOTRE DAME...

2 players with 10 or more assists	Chicago State	11/26/12	Eric Atkins	11
			Jerian Grant	10
3 players with 5 or more assists	Fairleigh Dickinson	11/26/29	T.J. Gibbs	5
			Rex Pflueger	5
			Prentiss Hubb	5
2 players with double-doubles	at Georgia Tech	1/9/24	J.R. Konieczny	10 pts, 11 reb
			Tae Davis	10 pts, 10 reb
3 players with double-doubles	High Point	11/16/21	Paul Atkinson Jr.	19 pts, 11 reb
			Nate Laszewski	10 pts, 16 reb
			Dane Goodwin	12 pts, 11 reb
2 players with 5 or more 3FGM	#17 Virginia (2OT)	1/27/26	Cole Certa	5-13
			Braeden Shrewsberry	5-9
3 players with 3 or more 3FGM	at Louisville	1/22/22	Blake Wesley	3-4
			Prentiss Hubb	3-5
			Dane Goodwin	3-5
			Trey Wertz	3-3
2 30-point scorers	Villanova	2/28/11	Ben Hansbrough	30
			Tim Abromaitis	30
2 20-point scorers	#17 Virginia (2OT)	1/27/26	Cole Certa	34
			Jalen Haralson	20
3 20-point scorers	at Syracuse	1/4/20	John Mooney	28
			Prentiss Hubb	22
			T.J. Gibbs	21
A player ejected	Evansville	12/13/25	Brady Koehler	
A coach ejected	at Syracuse	1/18/25	Micah Shrewsberry	
9 different players with a three-pointer	Maryland Eastern Shore	11/22/23		

AN OPPOSING PLAYER HAD ...

	Stat	Player	Opponent	Date
25+ points	28	Nate Kingz	Syracuse	1/31/26
30+ points	32	Thijs De Ridder	#17 Virginia (2OT)	1/27/26
35+ points	36	Jeremiah Wilkinson	Cal	3/8/25
40+ points	42	Cooper Flagg	at #4 Duke	1/11/25
45+ points	46	Jerome Robinson	Boston College	2/6/18
50+ points	52	Marshon Brooks	Providence	2/23/11
15 rebounds	16	Matthew Cleveland	Florida State	1/17/23
20 rebounds	22	DeJuan Blair	Pittsburgh	1/31/09
2 players w/ double-double	16 points, 11 reb 11 points, 10 reb	Armando Bacot Pete Nance	North Carolina	2/22/23
a triple-double	18 pts, 10 reb, 13 ast	Marcus Williams	Connecticut	2/21/06
20 pts, 10 reb	22 pts, 11 reb	Tobi Lawal	Virginia Tech	1/17/26
20 pts, 20 reb	23 pts, 22 reb	DeJuan Blair	Pittsburgh	1/31/09
6+ 3FGs	6	TJ Nadeau	Detroit Mercy	11/7/25
10 assists	10	Naithan George	Syracuse	1/31/26
10 blocks	10	Hasheem Thabeet	Connecticut	1/5/08
10 steals	11	Mark Macon	Temple	1/29/89
	11	Armando Bacot		
3 players w/ double-digit reb.	10 11	Pete Nance Leaky Black	North Carolina	2/22/23
	12	Sananda Fru		
5 players with double-digit points	12 13 12 10	Ryan Conwell Isaac McKneely Khani Rooths Kasean Pryor	Louisville	2/4/26

AN IRISH PLAYER HAD ...

20 or more pts in a half	22 (1st)	Markus Burton	at Syracuse	1/18/25
20 or more pts in 1st half	22	Markus Burton	at Syracuse	1/18/25
20 or more pts in 2nd half	22	Tae Davis	at Georgia Tech	12/31/24
30-39 points	34	Cole Certa	#17 Virginia (2OT)	1/27/26
40-49 points	43	Markus Burton	Cal	3/8/25
50+ points	52	Austin Carr	vs. TCU	3/13/71

15-19 rebounds	15	Carson Towt	Idaho	12/10/25
20+ rebounds	20	John Mooney	Clemson	3/6/19
a double-double off the bench	18 pts, 11 reb	J.R. Konieczny	vs Auburn	11/16/23
consecutive double-doubles	12 pts, 10 reb 19 pts, 10 reb	J.R. Konieczny	at Miami Western Michigan	12/2/23 12/5/23
Double-Double with pts and assists	18 pts, 10 ast	Markus Burton	Missouri	12/2/25
12 consecutive double-doubles	12	John Mooney	FDU, MD, BC, Det Mercy, UCLA, Indiana, AA&M, Syracuse, NC State, Lville, at GT, Syracuse	11/26/19 - 1/22/20
a triple-double	24 pts, 11 ast, 11 stls	Chris Thomas &	New Hampshire	11/16/01
15+ point, 5+ assists, 5+ steals	18 pts, 5 ast, 5 stl	Markus Burton	Georgia Tech	2/14/24
20+ points, 5+ rebounds, 5+ assists	20 pts, 5 reb, 9 ast	Jalen Haralson	at TCU (OT)	12/5/25
20 pts, 10 reb	20 pts, 10 reb	Tae Davis	Dartmouth	12/11/24
25 pts, 15 reb	28 pts, 16 reb	John Mooney	Marshall	11/15/19
20 pts, 20 reb	25 pts, 20 reb	Troy Murphy	at Seton Hall	1/8/01
20 pts, 10 ast	22 pts, 10 ast	Matt Farrell	vs. Purdue	12/17/16
10+ assists	10	Markus Burton	Missouri	12/2/25
5-9 blocks	5	Juwan Durham	Alabama A&M	12/29/19
10+ blocks	11	Jordan Cornette	Belmont	11/17/02
5-9 steals	5	Julian Roper II	North Dakota	11/19/24
10+ steals	11	Chris Thomas	New Hampshire	11/16/01
10+ offensive rebounds	11	Martinas Geben #	Louisville (2OT)	1/13/16
6 3FGs	see 8			
7 3FGs	see 8			
8 3FGs	8-10	Braeden Shrewsberry	Evansville	12/13/25
9 3FGs	9-13	Tim Abromaitis	Villanova	2/28/11
10 3FGs	10-12	Matt Farrell	at Boston College	2/17/18
5 consecutive 3FGs without a miss	6	Braeden Shrewsberry	Evansville	12/13/25
9 consecutive 3FGs without a miss	9-9	Matt Farrell	at Boston College	2/17/18
5 consecutive 20-pt games	20 30 29 24 43	Markus Burton	Pitt at Clemson at Wake Forest Stanford Cal	2/22/25 2/26/25 3/1/25 3/5/25 3/8/25
10 games or more with 20+ points	14	Luke Harangody		12/6/08-2/4/09
Scored 15 or more consecutive points	17	Dane Goodwin	at Duke	2/14/23



2025-26 Notre Dame Men's Basketball


GAME 1

LIU, 67

NOTRE DAME, 89

Nov. 3, 2025

Purcell Pavilion (South Bend, IN)



Official Basketball Box Score - Final

LIU at Notre Dame

11/03/25 Purcell Pavilion at the Joyce Center, Notre Dame

2025-26 Men's Basketball

Game Time: 7:09 PM

Game Duration: 2:15

Attendance: 3,911

Officials: Clarence Armstrong, Nick Terry, Connor Mooney

LIU - 67

Record: 0-1

NO. Name	Min	FG M-A	3P M-A	FT M-A	Rebounds OR DR TOT	Fouls PF	TP AS TO ST	Blocks BS BA	+/-
6 Mason Porter-Brown	F 35:32	3-8	1-2	5-6	2 2 4	1 4	12 1 2 1	1 1 22	
22 Shadrak Lasu	F 22:59	2-2	1-1	3-5	1 3 4	2 3	8 1 1 0	2 0 14	
33 Jamal Fuller	F 28:48	3-8	3-6	3-4	1 4 5	4 5	12 2 1 0	0 0 -18	
0 Malachi Davis	G 23:55	2-8	0-3	1-2	0 1 1	5 2	5 0 4 1	1 0 0 -9	
2 Greg Gordon	35:18	5-12	0-0	1-2	3 4 7	4 1	11 7 2 4	0 0 -11	
1 Jomo Goings	32:13	2-6	1-3	3-6	5 2 7	3 5	8 1 3 4	0 0 -24	
3 Fahim Saintleger-Meran	05:10	0-0	0-0	1-2	0 0 0	0 1	1 0 0 0	0 0 0	
7 Isaiah Miranda	16:05	4-11	0-3	2-4	0 0 0	3 3	10 0 1 0	0 0 -12	
Team					2 1 3	0 0	0 1		
Totals		21-55	6-18	19-31	14 17 31	22 24	67 12 15 10	3 1 22	

Shooting By Period

1 st FGM	6-28	21.4%
3PT%	2-8	25.0%
FT%	11-15	68.8%
2 nd FGM	15-27	55.6%
3PT%	4-10	40.0%
FT%	8-15	53.3%
GM FGM	21-55	38.2%
3PT%	6-18	33.3%
FT%	19-31	61.3%

Dead Ball Rebounds: 4 0

Major Fouls: Fuller (F1) 1 1st 13:03

Notre Dame - 89

Record: 1-0

NO. Name	Min	FG M-A	3P M-A	FT M-A	Rebounds OR DR TOT	Fouls PF	TP AS TO ST	Blocks BS BA	+/-
12 Garrett Sundra	F 19:59	2-4	1-3	0-0	1 1 2	4 0	5 0 1 1	0 0 12	
33 Carson Towt	F 28:40	1-4	0-0	0-0	6 13 19	2 0	2 3 0 2	1 0 24	
3 Markus Burton	G 27:11	7-13	2-4	8-9	1 0 1	4 7	24 1 4 0	0 1 23	
10 Jalen Haralson	G 12:23	2-7	0-1	0-1	0 3 3	1 3	4 0 4 0	0 1 7	
11 Braeden Shrewsberry	G 18:29	1-4	0-2	0-0	0 0 0	1 0	2 3 1 1	0 1 7	
5 Cole Certa	24:59	6-10	6-9	4-4	2 2 4	2 2	22 2 2 0	0 0 13	
6 Brady Koehler	06:20	0-1	0-1	1-2	0 2 2	2 1	1 1 0 0	0 0 2	
13 Sir Mohammed	16:45	1-3	1-2	2-4	0 1 1	2 2	5 1 3 1	0 0 8	
14 Kebba Njie	11:26	2-3	0-0	4-4	3 1 4	3 4	8 0 0 0	0 0 -5	
2 Logan Imes	20:13	0-0	0-0	1-4	1 2 3	2 2	1 3 2 2	0 0 8	
7 Ryder Frost	13:35	5-6	4-5	1-2	1 1 2	1 1	15 1 0 0	0 0 11	
Team					2 2 4	0 0	0 2		
Totals		27-55	14-27	21-30	17 28 45	24 22	89 15 19 7	1 3 22	

Shooting By Period

1 st FGM	11-30	36.7%
3PT%	5-13	38.5%
FT%	13-17	76.5%
2 nd FGM	16-25	64.0%
3PT%	9-14	64.3%
FT%	8-13	61.5%
GM FGM	27-55	49.1%
3PT%	14-27	51.9%
FT%	21-30	70.0%

Dead Ball Rebounds: 3 0

Major Fouls: NONE

LIU

UND

0 (1 1st 20:00)

22 (2 2nd 2:08)

Biggest lead

Best Scoring Run

6 (2 2nd 6:06)

9 (1 1st 16:09)

Lead Changes

0

Times Tied

0

Time with Lead

00:00

39:34

Points from

LIU

UND

Turnovers

14

21

Paint

24

26

Second Chance

12

21

Fast Breaks

12

9

Bench

19

52

Period by Period Scoring

LIU

UND

1st

2nd

TOT

25

42

67

40

49

89

GAME 2

DETROIT MERCY, 70

NOTRE DAME, 102

Nov. 7, 2025

Purcell Pavilion (South Bend, IN)

NCAA

<


GAME 3

EASTERN ILLINOIS, 58

NOTRE DAME, 78

Nov. 11, 2025

Purcell Pavilion (South Bend, IN)



Official Basketball Box Score - Final

Eastern Ill. at Notre Dame

11/11/25 Purcell Pavilion at the Joyce Center, Notre Dame

2025-26 Men's Basketball

Game Time: 7:30 PM

Game Duration: 1:59

Attendance: 3,618

Officials: Tony Chiazza, Matt Potter, Randall Wells

Eastern Ill. - 58

Record: 1-2

NO. Name	Min	FG		3P		FT		Rebounds		Fouls		TP	AS	TO	ST	Blocks		+/-
		M	A	M	A	M	A	OR	DR	TOT	PF					FF	BS	
7 Prince Johnson	F 22:46	1	3	0	0	0	0	2	1	3	4	1	2	0	0	0	0	-7
40 Kooper Jacobi	F 34:57	8	16	4	8	0	0	2	1	3	1	0	20	0	0	0	0	-18
3 Mechie White	G 19:40	2	2	1	1	0	0	0	2	2	4	0	5	0	1	1	0	-9
5 Zion Fruster	G 36:17	4	14	0	4	3	4	0	4	4	2	4	11	3	3	1	1	-23
10 Preston Turner	G 35:54	4	9	0	4	6	6	0	3	3	1	5	14	2	0	0	0	-20
15 Andrew Austin	12:24	0	3	0	3	0	0	0	0	2	2	0	1	0	0	0	0	-10
8 Terry Morris	13:59	1	5	0	0	0	0	2	2	2	1	2	0	0	0	0	-5	
11 Malik Olatoye	20:20	0	0	0	0	1	2	1	4	5	1	2	1	2	4	0	0	-11
1 Markus Blackwell	03:43	1	2	1	1	0	0	0	0	0	0	3	0	0	0	0	3	
Team								2	0	2	0	0	0	3				
Totals		21-54	6-21	10-12		9	15	24	17	15	58	8	11	2	1	1	20	

Major Fouls: NONE

Notre Dame - 78

Record: 3-0

NO. Name	Min	FG		3P		FT		Rebounds		Fouls		TP	AS	TO	ST	Blocks		+/-
		M	A	M	A	M	A	OR	DR	TOT	PF					FF	BS	
12 Garrett Sundra	F 15:21	2	2	1	1	0	0	2	3	5	2	0	5	0	0	0	0	5
33 Carson Towt	F 24:24	2	6	0	0	1	2	8	8	11	4	4	5	3	3	1	0	13
3 Markus Burton	G 38:18	8	19	1	6	4	4	0	0	0	2	6	21	3	1	2	1	19
11 Braeden Shrewsberry	G 29:31	6	9	6	8	0	0	0	2	2	0	0	18	2	0	0	0	18
13 Sir Mohammed	G 26:11	2	6	0	1	2	3	5	2	7	2	2	4	2	1	0	0	22
5 Cole Certa	08:17	0	3	0	3	0	0	0	0	0	0	0	0	0	0	0	2	
6 Brady Koehler	02:46	0	0	0	0	0	0	0	0	0	0	0	0	0	0	0	-2	
10 Jalen Haralson	25:37	6	6	0	0	5	6	1	4	5	3	4	17	3	2	1	0	22
14 Kebba Njie	09:12	1	1	0	0	1	2	1	3	4	1	3	3	0	0	0	2	
2 Logan Imes	16:50	2	7	1	6	0	0	0	1	1	1	0	5	0	0	0	-2	
7 Ryder Frost	03:33	0	1	0	1	0	0	0	2	2	0	0	0	0	0	0	1	
Team								3	2	5	0	0	0	0				
Totals		29-60	9-28	11-15		17	23	40	15	17	78	13	10	4	1	1	20	

Major Fouls: NONE

	EIU	ND
Biggest lead	2 (1 1st 2:40)	23 (2 2nd 4:40)
Best Scoring Run	7 (1 1st 7:03)	10 (2 2nd 14:41)
Lead Changes	10	
Times Tied	2	
Time with Lead	02:32	32:50

Points from	EIU	ND
Turnovers	9	21
Paint	18	38
Second Chance	4	17
Fast Breaks	3	7
Bench	6	25

Period by Period Scoring	EIU	ND
1st	28	30
2nd	30	58
TOT	58	78


GAME 4

NOTRE DAME, 63

OHIO STATE, 64

Nov. 16, 2025

Value City Arena (Columbus, OH)



Official Basketball Box Score - Final

Notre Dame at Ohio State

11/16/25 Value City Arena, Columbus, Ohio

2025-26 Men's Basketball

Game Time: 12:30 PM

Game Duration: 2:13

Attendance: 12,357

Officials: Brian Dorsey, Paul Selez, Jeffrey Anderson

Notre Dame - 63

Record: 3-1

NO. Name	Min	FG M-A	3P M-A	FT M-A	Rebounds OR DR TOT	Fouls PF	TP AS TO ST	Blocks BS BA	+/-
12 Garrett Sundra	F 20:18	2-3	1-2	0-0	0 2 2	4 0	5 0 0 1	0 0	-1
33 Carson Towt	F 29:07	4-5	0-0	0-3	2 10 12	3 3	8 2 2 0	0 0	5
3 Markus Burton	G 29:48	3-14	0-1	8-9	0 2 2	3 5	14 1 4 1	0 0	3
11 Braeden Shrewsberry	G 32:11	4-7	2-3	1-2	0 4 4	1 1	11 0 2 1	0 1	2
3 Sir Mohammed	G 24:34	4-8	0-2	0-0	2 2 4	3 2	8 2 1 0	0 0	1
5 Brady Koshier	07:12	0-0	0-0	0-0	0 2 2	0 0	0 0 0 0	0 0	3
10 Jalen Haralson	12:18	5-10	0-0	3-3	2 2 4	3 13	3 2 1 0	-4	
14 Keiba Njie	10:53	1-2	0-1	0-0	1 2 3	2 2	2 0 0 0	0 0	-6
2 Logan Imes	10:10	1-1	0-0	0-0	0 0 0	2 0	2 0 1 1	0 0	0
5 Cole Certa	07:49	0-0	0-0	0-0	0 0 0	0 0	0 0 0 0	0 0	-3
7 Ryder Frost	01:42	0-1	0-1	0-0	0 0 0	0 0	0 0 0 0	0 0	-1
Team					4 3 7	0	0		
Totals		24-51	3-10	12-20	7 29 36	21 16	63 8 13 6	1 4	-1

Major Faults: NONE

Ohio State - 64

Record: 4-10

NO. Name	Min	FG M-A	3P M-A	FT M-A	Rebounds OR DR TOT	Fouls PF	TP AS TO ST	Blocks BS BA	+/-
14 Brandon Noel	F 19:22	0-0	0-0	0-0	1 1 0	1 0	2 0 1 0	0 0	-1
21 Devin Royel	F 32:26	2-6	1-3	2-2	1 5 6	1 2	7 1 1 0	0 0	2
13 Christopher Tilly	C 28:03	4-8	0-3	10-13	0 4 4	4 10	18 1 1 0	3 0	0
0 John Mobley Jr.	G 25:23	2-10	2-5	3-3	0 0 0	2 1	9 2 2 0	0 0	-4
2 Bruce Thornton	G 39:27	8-15	4-7	4-4	0 4 4	3 4	24 2 3 1	0 1	1
1 Amare Byum	20:18	2-5	0-2	0-1	0 5 5	3 2	4 1 1 0	0 0	4
20 Colin White	08:26	0-1	0-1	0-0	0 0 0	1 0	0 0 0	2 0	-6
4 Gabe Cupps	15:10	1-3	0-2	0-0	2 2 0	1 0	2 1 1 1	0 0	5
7 Ivan Njegovan	09:13	0-1	0-0	0-0	1 1 2	1 0	2 0 1 0	0 0	2
3 Talan Cheatham	02:12	0-1	0-0	0-0	0 0 0	0 0	0 0 0	0 0	2
Team					3 1 4	0	0 1		
Totals		19-50	7-23	19-23	4 24 28	16 21	64 12 10 6	4 1	1

Major Faults: NONE

Biggest lead

11 (1st 9:14)

6 (2nd 6:38)

Best Scoring Run

8 (1st 14:36)

8 (1st 6:51)

Lead Changes

9

Times Tied

4

Points from Turnovers

15

19

Paint

38

18

Second Chance

2

2

Fast Breaks

3

0

Period by Period Scoring

	1st	2nd	TOT
UND	34	29	63
OSU	31	33	64




2025-26 Notre Dame Men's Basketball

GAME

5

BELLARMINE, 79
NOTRE DAME, 86

Nov. 24, 2025
MGM Grand Garden Arena (Las Vegas)



Official Basketball Box Score - Final

Bellarmine at Notre Dame

11/19/25 Purcell Pavilion at the Joyce Center, Notre Dame

2025-26 Men's Basketball

Game Time: 7:00 PM

Game Duration: 2:11

Attendance: 3,671

Bellarmine - 79

Record: 1-4

Officials: Bill Covington Jr., Tony Henderson, Joe Switzer

NO. Name	Min	FG			3P	FT	Rebounds		Fouls		TP	AS	TO	ST	Blocks		+/-
		M	A	P			OR	DR	PF	FD					BS	BA	
11 Brian Waddell	F 33:46	6-10	1-3	5-7	1	4	5	2	5	18	1	4	2	0	0	0	4
23 Sam Donald	F 25:02	0-6	0-4	2-2	0	1	1	3	1	2	0	2	3	0	1	0	-17
32 Jack Karasinski	F 29:20	6-9	2-5	3-5	0	4	4	3	5	17	0	2	1	0	0	3	
2 Tyler Doyle	G 03:33	0-0	0-0	0-0	0	0	0	0	0	0	0	1	0	0	0	-5	
8 Kenyon Goodin	G 33:14	3-4	1-2	3-3	0	2	2	4	3	10	2	1	0	0	0	-11	
24 Michael Wilson Jr.	28:49	4-6	2-4	7-8	0	0	0	3	4	17	0	1	1	0	0	-1	
22 Darius Bolden	10:21	1-2	0-1	0-0	0	0	0	3	2	1	3	2	0	0	0	-4	
5 Myles Watkins	20:52	4-6	1-2	2-2	0	3	3	3	2	11	3	2	0	0	0	6	
10 Grant Whitaker	10:30	0-1	0-0	0-0	1	1	0	1	0	3	0	0	0	0	0	-4	
7 Donovan Hunter	04:33	1-2	0-1	0-0	1	0	1	1	0	2	0	0	0	0	0	-6	
Team					0	0	0	0	0	0							
Totals		25-46	7-22	22-27	2	15	17	22	23	79	7	13	8	0	1	-7	

Major Fouls: NONE

Shooting By Period

1st FG% 10-22 45.5%

3PT% 3-12 25.0%

FT% 7-8 87.5%

2nd FG% 15-24 62.5%

3PT% 4-10 40.0%

FT% 15-19 78.9%

GM FG% 25-46 54.3%

3PT% 7-22 31.8%

FT% 22-27 81.5%

Dead Ball Rebounds: 2 0

Notre Dame - 86		Record: 4-1		Major Fouls: NONE									
NO. Name	Min	FG M-A	3P M-A	FT M-A	Rebounds OR DR TOT	Fouls PF FD	TP AS	TO	ST	Blocks BS BA	+/-		
12 Garrett Sundra	F 09:43	0-0	0-0	0 0 0	1 0 1	2 0	0	0	2	0	5		
33 Carson Towt	F 29:23	4-6	0-0	4-6	3 8 11	2 5	12	0	2	0	0		
3 Markus Burton	G 31:00	10-13	2-4	3-3	0 1 1	4 3	25	4	2	1 0	7		
10 Jalen Haralson	G 29:57	6-12	0-2	4-9	3 1 4	2 7	16	5	1	0 0	13		
11 Braeden Shrewsberry	G 28:56	2-5	2-5	1-2	0 4 4	3 1	7	0	1	0 1	12		
6 Brady Koehler	13:02	2-3	0-1	0-0	1 2 3	3 0	4	0	1	0 0	4		
13 Sir Mohammed	17:43	0-1	0-0	0-0	0 0 0	3 0	0	0	1	2 0	-17		
5 Cole Certa	2:05	2-5	2-5	6-6	1 1 2	2 3	12	1	2	0 0	4		
14 Kebba Njie	07:35	0-1	0-0	4-4	0 2 2	1 2	4	0	1	0 0	-6		
2 Logan Imes	12:32	2-3	1-2	1-2	0 2 2	1 1	6	0	0	0 0	1		
Team					0 1 1	0	0	1					
Totals		28-49	7-19	23-32	9 22 31	23 22	86	10	14	3 1 0	7		
Major Fouls: NONE													
Shooting By Period													
1st FG% 15-25 60.0%													
3PT% 3-7 42.9%													
FT% 4-6 66.7%													
2nd FG% 13-24 54.2%													
3PT% 4-12 33.3%													
FT% 19-26 73.1%													
GM FG% 28-49 57.1%													
3PT% 7-19 36.8%													
FT% 23-32 71.9%													
Dead Ball Rebounds: 6 0													

Biggest lead		BELL	ND	Points from Turnovers		BELL	ND	Period by Period Scoring	
		5 (1 st 5:46)	22 (2 nd 7:34)			17	15		
Best Scoring Run		5 (1 st 13:35)	12 (1 st 1:42)	Paint		24	36	1st 2nd TOT	
Lead Changes		6		Second Chance		12	11	BELL 30 49 79	
Times Tied		7		Fast Breaks		10	13	ND 37 49 86	
Time with Lead		04:01	30:40	Bench		32	26		

GAME

6

(RV/RV) KANSAS, 71
NOTRE DAME, 61

Nov. 24, 2025
MGM Grand Garden Arena (Las Vegas)

Official Basketball Box Score - Final

Game Time: 12:30 PM

Game Duration: 1:52

Notre Dame at Kansas

11/24/25 MGM Grand Garden Arena, Las Vegas

2025-26 Men's Basketball

Officials: Lee Cassell, Orlando Poole, Chance Moore

Notre Dame - 61

Record: 4-2

NO. Name	Min	FG M-A	3P M-A	FT M-A	Rebounds OR DR TOT	Fouls PF FD	TP	AS	TO	ST	Blocks BS BA	+/-
12 Garrett Sundra	F 22:50	1-6	0-2	0-0	2 1 3	1 1	2	0 0	0 0	0 1	1	-2
33 Carson Towt	F 27:32	1-4	0-0	0-0	2 8 10	3 0	2	2 0	0 1	2 0	0	-11
3 Markus Burton	G 34:39	9-18	0-3	6-6	1 2 3	2 4	24	1 3	3 0	3 0	0	-1
10 Jalen Haralson	G 24:54	5-14	0-2	3-5	3 2 5	3 4	13	1 1	0 1	2 0	0	-12
11 Braeden Shrewsberry	G 33:39	3-9	3-9	0-0	0 2 2	1 0	9	1 0	0 0	0 0	0	-11
5 Cole Certa	21:19	1-5	1-5	2-2	0 1 1	0 1	5	1 0	1 0	0 0	0	-2
14 Kebba Njie	10:53	0-0	0-0	2-2	0 3 3	2 1	2	0 1	0 0	0 0	0	3
6 Brady Koehler	04:22	0-0	0-0	0-0	0 0 0	0 0	0	0 0	0 0	0 0	0	-5
13 Sir Mohammed	13:57	2-6	0-1	0-0	1 4 5	0 0	4	0 0	2 0	2 0	0	-3
2 Logan Imes	03:13	0-1	0-1	0-0	0 0 0	1 0	0	0 0	0 0	0 0	0	-9
7 Ryder Frost	02:42	0-1	0-1	0-0	0 0 0	0 0	0	0 0	0 0	0 0	0	-1
Team					1 1 2	0 0	0					
Totals		22-64	4-24	13-15	10 24 34	13 11	61	6 5	7 4	8 10		

Major Fouls: NONE

Shooting By Period

1st FG% 9-28 32.1%

3PT% 3-13 23.1%

FT% 11-13 84.6%

2nd FG% 13-36 36.1%

3PT% 1-11 9.1%

FT% 2-2 100%

GM FG% 22-64 34.4%

3PT% 4-24 16.7%

FT% 13-15 86.7%

Dead Ball Rebounds: 0 0

Kansas - 71		Record: 4-2		Major Fouls: Burton (F) 1 1st 11:19											
NO.	Name	Min	FG	3P	FT	Rebounds	Fouls	TP	AS	TO	ST	Blocks	+/-		
			M-A	M-A	M-A	OR DR TOT	PF FD					BS BA			
15	Bryson Tiller	F 35:04	8-15	0-5	1-2	0 9 9	1 3	17	2	2	0	1 1	8		
40	Floory Bidunga	F 33:40	8-15	0-0	2-3	3 6 9	1 5	18	5	2	0	5 1	15		
3	Tre White	G 34:27	5-12	2-3	4-6	4 5 9	1 3	16	2	2	0	0 1	5		
7	Kohl Rosario	G 19:17	0-1	0-1	0-0	0 0 0	3 0	0	1	0	0	0 0	2		
14	Melvin Council Jr.	G 38:18	5-11	2-6	0-0	0 5 5	1 1	12	4	2	2	0 0	4		
1	Jayden Dawson	04:13	0-0	0-0	0-0	0 0 0	0 0	0	0	0	0	0 0	1		
13	Elmarko Jackson	14:29	1-2	1-2	0-0	0 1 1	1 0	3	1	0	0	1 0	10		
11	Jamari McDowell	18:15	1-4	1-3	2-2	0 2 2	3 1	5	1	1	0	1 1	9		
6	Samis Calderon	02:17	0-0	0-0	0-0	0 0 0	0 0	0	0	0	0	0 0	-4		
Team						3 6 9	0 0	0	0	0	0				
Totals			28-60	6-20	9-13	10 34 44	11 13	71	16	9	2	8 4	10		
Shooting By Period															
1st		FG%	15-31			48.4%									
		3PT%	2-9			22.2%									
		FT%	7-11			63.6%									
2nd		FG%	13-29			44.8%									
		3PT%	4-11			36.4%									
		FT%	2-2			100%									
GM		FG%	28-60			46.7%									
		3PT%	6-20			30.0%									
		FT%	9-13			69.2%									
Dead Ball Rebounds: 2 0															

Biggest lead		NDU	KAN	Points from Turnovers		NDU	KAN	Period by Period Scoring	
		4 (1 st 18:57)	13 (1 st 0:58)			12	9	1st 2nd TOT	
Best Scoring Run		7 (2 nd 8:46)	9 (1 st 9:43)	Paint		34	38	NDU 32 29 61	
Lead Changes		3		Second Chance		4	11	KAN 39 32 71	
Times Tied		2		Fast Breaks		10	6		
Time with Lead		06:22	32:23	Bench		11	8		



2025-26 Notre Dame Men's Basketball

GAME	9	(RV/RV) MISSOURI, 71
		NOTRE DAME, 76
Dec. 2, 2025 Purcell Pavilion (South Bend, IN)		

	Official Basketball Box Score - Final		Game Time: 9:00 PM
	Missouri at Notre Dame		Game Duration: 2:14
	12/02/25 Purcell Pavilion at the Joyce Center, Notre Dame		Attendance: 4,986
2025-26 Men's Basketball			

Officials: Bill Covington Jr, Tony Henderson, Tim Cooherty

Missouri - 71		Record: 8-1												
NO. Name	Min	FG	3P	FT	Rebounds	Fouls	TP	AS	TO	ST	Blocks	+/-		
14 Jevon Porter	F 11:32	0-2	0-1	0-2	1 2 1	1 1 0	2	0	0	0	0	3	Shooting By Period	
25 Mark Mitchell	F 37:38	8-17	1-4	9-11	0 5 5	2 7 26	1 3	2	1	1	-7	1st FG: 15-23 53.6%		
15 Shawn Phillips Jr.	C 23:45	3-5	0-0	0-1	0 2 2	3 1 6	0	1	0	0	-7	3PT%: 3-13 23.1%		
0 Anthony Robinson II	G 36:56	3-8	0-3	0-0	1 6 7	5 2 6	3	5	5	0	0	FT%: 7-13 53.8%		
12 Sebastian Mack	G 06:26	1-4	0-2	0-0	0 1 1	0 0 2	0	1	1	0	-8	2nd FG: 9-26 34.6%		
6 Anzor Boateng	12:52	1-3	0-0	1-2	0 0 0	2 1 3	1	1	0	0	0	3PT%: 3-8 37.5%		
45 Luke Northweather	16:15	0-1	0-1	0-1	1 1 2	2 1 0	1	0	0	0	0	FT%: 10-12 83.3%		
35 Jacob Crews	31:23	6-11	5-10	5-6	1 1 2	4 3 22	0	1	0	0	0	GM FG%: 24-54 44.4%		
5 T.O. Barrett	23:14	2-3	0-0	2-2	0 1 1	0 3 6	4	0	1	0	0	3PT%: 6-21 28.6%		
												FT%: 17-25 68.0%		
													Dead Ball Rebounds: 3-0	
Team					5 3 8	0 0 1	0	1						
Totals		24-54	6-21	17-25	9 22 31	19 19 71	12	12	10	1	2	-5		

Notre Dame - 76		Record: 6-3		Major Fouls: Crews (TF) 2 nd 7:47									
NO. Name	Min	FG M-A	3P M-A	FT M-A	Rebounds OR DR	Fouls PF FF	TPs F	AS	TO	ST	Blocks BS	+/-	
12 Garrett Sundra	F 21:36	1-5	0-4	0-0	0 4 4	1 1 1	2	1	1	0	0	-5	
33 Carson Towt	F 22:50	1-1	0-0	0-0	1 8 9	3 0 2	1	1	0	0	0	-8	
3 Markus Burton	G 38:02	6-15	2-7	4-4	1 4 5	3 4 18	10	2	1	0	0	10	
10 Jalen Haralson	G 21:30	5-7	0-0	3-4	1 3 4	5 3 13	2	2	1	0	0	1	
11 Braden Shrewsberry	G 35:28	3-9	3-9	2-2	0 3 3	1 4 11	1	0	0	0	0	12	
6 Brady Koehler	07:58	1-2	1-1	0-0	0 0 0	3 1 3	0	2	1	1	0	7	
13 Sir Mohammed	08:37	1-3	0-2	0-0	0 1 1	1 0 2	2	0	0	0	0	-6	
14 Kebba Njie	17:39	2-2	0-0	2-4	0 0 0	2 2 6	0	0	0	0	1	13	
5 Cole Certa	17:16	4-7	4-7	2-2	0 0 0	0 0 14	1	0	0	0	0	10	
2 Logan Imes	07:50	1-1	1-1	2-2	0 0 2	0 3 5	0	2	1	0	0	-2	
7 Ryder Frost	01:14	0-2	0-2	0-0	0 0 0	0 0 0	0	0	0	0	0	-6	
Team					2 3 5	1 0 1	0	1					
Totals		25-54	11-33	15-18	7 26 33	20 18 76	16	13	4	2	1	5	

Shooting By Period		
1 st FG%	13-30	43.3%
3PT%	4-18	22.2%
FT%	3-4	75.0%
2 nd FG%	12-24	50.0%
3PT%	7-15	46.7%
FT%	12-14	85.7%
GM FG%	25-54	46.3%
3PT%	11-33	33.3%
FT%	15-18	83.3%
Dead Ball Rebounds: 3-0		

Major Fouls: Coach (TF) 1st 0:45

	MIZ	ND	Points from	MIZ	ND	Period by Period Scoring			
Biggest lead	12 (1 st 0:45)	7 (2 nd 12:04)	Turnovers	23	9		1st	2nd	TOT
Best Scoring Run	11 (2 nd 8:28)	11 (2 nd 12:04)	Paint	34	24	MIZ	40	31	71
Lead Changes	8		Second Chance	8	5				
Times Tied	7		Fast Breaks	22	15	ND	33	43	76
Time with Lead	23:52	10:39	Bench	31	30				

GAME	11	IDAHO, 65
		(RV/-) NOTRE DAME, 80
Dec. 10, 2025 Purcell Pavilion (South Bend, IN)		

	Official Basketball Box Score - Final		Game Time: 7:00 PM
	Idaho at Notre Dame		Game Duration: 1:46
	12/10/25 Purcell Pavilion at the Joyce Center, Notre Dame		Attendance: 3,687
	2025-26 Men's Basketball		

Idaho - 65		Record: 6-4		Officials: Roger Ayers, Bert Smith, Clare Aubrey														
NO.	Name	Min	FG MA	3P MA	FT MA	Reb OR	Reb DR	Fouls PF	TP	AS	TO	ST	Blocks BS	+/	Shooting By Period			
0	Brody Roubury	F 21:32	4-6	1-1	2-2	0	4	4	1	11	1	0	0	0	1	-2	1st FG% 12-30 40.0%	
12	Jackson Rasmussen	F 36:48	7-17	2-4	0-0	1	3	3	0	16	2	1	1	0	0	-12	3PT% 3-10 30.0%	
3	Biko Johnson	G 30:26	5-10	3-6	6-6	3	0	3	1	14	2	0	1	0	0	-7	FT% 6-6 100%	
7	Jack Payne	G 19:42	1-6	0-3	0-0	0	1	1	2	0	2	0	0	0	0	-10	2nd FG% 11-28 39.3%	
14	Kolton Mitchell	G 34:24	3-8	1-5	1-2	0	6	6	2	1	8	2	3	0	1	0	-20	3PT% 3-14 50.0%
21	Seth Joba	21:40	1-6	1-2	0-0	1	4	5	1	1	3	1	0	0	1	0	-16	FT% 3-4 75%
5	Isaiah Brickner	18:30	1-3	1-1	0-0	0	2	2	1	1	3	2	0	0	0	1	-2	GM FG% 23-58 39.7%
1	Trevon Blasingame	12:14	1-1	0-1	0-0	1	0	1	1	0	3	1	1	0	0	0	-6	3PT% 10-24 41.7%
24	Miles Klapper	04:44	0-1	0-1	0-0	0	0	0	0	0	0	1	1	0	0	0	-6	FT% 9-10 90.0%
Team															Dead Ball Rebounds: 1-0			
Totals			23-58	10-24	9-10	7	20	27	12	8	65	13	6	3	2	5	-15	

Notre Dame - 80		Record: 8-3		Major Fouls: NONE												
NO. Name	Min	FG M-A	3P M-A	FT M-A	FR OR	DR	TOT	Rebounds PF	FD	TP	AS	TO	ST	Blocks BS	BA	+/-
12 Garrett Sundra	F 18:56	1-1	0-0	0-0	1	3	4	0	0	2	1	0	0	0	0	2
33 Carson Towt	F 31:29	9-12	0-0	1-1	6	9	15	3	3	19	3	2	0	1	0	9
5 Cole Certa	G 31:50	5-7	3-4	2-2	1	2	3	0	1	15	1	0	1	0	0	14
10 Jalen Haralson	G 25:18	8-16	0-0	4-7	1	1	2	2	4	20	2	2	0	0	0	17
11 Braden Shrewsberry	G 26:57	5-9	4-7	0-0	0	2	2	1	2	14	2	1	1	0	1	10
2 Logan Imes	19:13	1-5	0-1	0-0	0	1	1	0	1	2	4	1	0	0	0	6
6 Brady Koehler	22:06	1-3	0-0	0-0	0	4	4	1	1	2	0	0	0	4	0	15
13 Sir Mohammed	14:42	2-7	2-2	0-0	0	2	2	0	0	6	1	1	0	0	1	-2
14 Kebba Njie	07:29	0-1	0-0	0-0	1	2	3	1	0	1	1	1	0	0	0	4
Team					1	2	3	0	0	0	1	1				
Totals		32-61	9-14	7-10	11	28	39	8	12	80	15	9	2	5	2	15

Shooting By Period		
1 st FG%	13-30	43.3%
2 nd FG%	19-31	61.3%
3 rd FG%	6-9	66.7%
4 th FG%	3-6	50.0%
GM FG%	32-61	52.5%
3PT%	9-14	64.3%
FT%	7-10	70.0%
Dead Ball Rebounds: 10		

Major Fouls: NONE

	ID	ND	Points from	ID	ND	Period by Period Scoring			
Biggest lead	2 (1 st 19:03)	15 (2 nd 1:47)	Turnovers	8	6		1st	2nd	TOT
Best Scoring Run	10 (1 st 4:48)	9 (2 nd 1:47)	Paint	22	46				
Lead Changes	5		Second Chance	5	10	ID	33	32	65
Times Tied	5		Fast Breaks	8	3				
Time with Lead	01:30	33:30	Bench	9	10	ND	33	47	80

GAME	10	NOTRE DAME, 87
		TCU, 85 (OT)
Dec. 5, 2025 Schollmaier Arena (Fort Worth, Texas)		

	Official Basketball Box Score - Final		Game Time: 7:00 PM
	Notre Dame at TCU		Game Duration: 2:34
	12/05/25 Ed and Rae Schollmaier Arena, Fort Worth		Attendance: 5,706
	2025-26 Men's Basketball		

Notre Dame - 87		Record: 7-3										Officials: Doug Simons, Michael Greenstein, Brooks Wells									
NO.	Name	Min	FG	3P	FT	Rebounds	Fouls	TP	AS	TO	ST	Blocks	BA	+/-							
Shooting By Period																					
			1 st	FG%	15-26	57.7%															
			3PT%	4-8	50.0%																
			FT%	2-8	25%																
			2 nd	FG%	16-30	53.3%															
			3PT%	7-17	41.2%																
			FT%	1-2	50%																
			OT	FG%	2-4	50.0%															
			3PT%	1-1	100.0%																
			FT%	6-10	60%																
			GM FG%	33-60	55.0%																
			3PT%	12-26	46.2%																
			FT%	9-20	45.0%																
Dead Ball Rebounds: 7.0																					
Team						0	1	0	0	1											
Totals			33-60	12-26	9-20	8	28	36	20	17	87	27	14	2							

Major Fouls: Towt (TF) 2 nd 3:47															
TCU - 85		Record: 5-3													
NO. Name	Min	FG	3P	FT	Rebounds	Fouls	TP	AS	TO	ST	Blocks	+/-			
					OR	DR	OT				BS				
15 David Punch	F 38:29	6-11	1-3	7-10	0	7	7	1	5	20	1	1	0	-6	
24 Xavier Edmonds	F 17:38	2-3	1-2	0-1	1	2	3	4	4	5	3	2	0	-10	
1 Jayden Pierre	G 38:45	6-12	4-7	1-2	1	1	2	1	1	17	2	2	1	0	-4
2 Brock Harding	G 36:04	5-10	2-5	0-0	1	1	2	3	1	12	8	0	0	1	-6
3 Lutaunas Leleivicius	G 24:24	3-7	1-5	0-0	0	5	5	3	0	7	2	1	0	0	-1
5 Micah Robinson	30:47	3-7	2-4	5-8	1	3	4	2	5	13	2	2	4	0	-8
55 Tanner Toolson	19:03	2-5	1-2	0-0	0	2	2	0	2	5	1	0	0	0	6
00 Jace Posey	18:49	2-5	0-1	2-2	0	0	0	3	1	6	1	0	0	1	4
23 Vianney Salachoum	01:01	0-0	0-0	0-0	0	0	0	1	0	0	0	0	0	0	-1
Team					1	2	3	0	0	0	0	0			
Totals	29:60	12-29	15-23	5	23	28	18	19	85	20	8	6	1	2	-2
Major Fouls: Edmonds (TE) 2 nd 3:47 Edmonds (F2) 2 nd 3:47															
Dead Ball Rebounds: 6-0															

		NDU	TCU			NDU	TCU	Period by Period Scoring			
Biggest lead	4 (2 nd 12:38)	11 (1 st 5:36)		Turnovers	11	20		1st	2nd	OTI	TOT
Best Scoring Run	10 (2 nd 17:26)	8 (1 st 5:36)		Paint	26	32	NDU	36	40	11	87
Lead Changes	13			Second Chance	5	10	TCU	45	31	9	85
Times Tied	10			Fast Breaks	3	17					
Time with Lead	12:20	25:22		Bench	27	24					

GAME	12	EVANSVILLE
		(RV/-) NOTRE DAME
Dec. 13, 2025 Purcell Pavilion (South Bend, IN)		

	Official Basketball Box Score - Final		Game Time: 2:00 PM
	Evansville at Notre Dame		Game Duration: 2:07
	12/13/25 Purcell Pavilion at the Joyce Center, Notre Dame		Attendance: 4,323
2025-26 Men's Basketball			

Evansville - 58		Record: 4-7													Officials: Eric Lewis, Trey Syons, Ryan Sassano																														
NO. Name	Min	FG	3P	FT	MA	OR	DR	TOT	FF	FD	TP	AS	TO	ST	Blocks	BS	BA	+/																											
11 Joshua Hughes	F 27:23	5-9	4-8	0-0	1	4	5	2	1	14	2	1	0	0	0	0	-10																												
22 Connor Turnbull	F 26:15	6-11	1-1	4-5	4	5	9	4	5	17	1	1	1	4	0	-5																													
1 Keishon Porter	G 27:45	3-9	1-3	2-2	1	1	2	3	2	9	2	3	0	0	0	-6																													
6 Leif Moeller	G 27:42	1-6	1-4	0-1	1	1	2	3	2	9	3	2	2	0	0	-2																													
12 Alex Herniman	G 26:30	1-3	1-2	0-0	0	1	3	1	3	1	1	0	0	0	-9																														
9 Bryce Quinlan	12:18	0-2	0-1	0-0	1	1	2	0	1	3	0	3	0	0	-9																														
9 Kaia Berridge	23:50	0-2	0-0	0-0	0	0	0	0	0	0	1	0	0	0	-18																														
23 AJ Casey	18:14	3-7	0-1	1-2	0	3	3	4	2	7	1	2	1	0	0	-21																													
2 James Dyson-Merwe	08:08	1-1	0-0	1-2	0	1	1	1	1	3	0	0	0	0	-12																														
45 Trent Hundley	10:19	1-3	0-2	0-0	0	1	1	0	0	2	1	0	0	1	0	-4																													
40 Weston Aigner	01:11	0-0	0-0	0-0	0	1	1	1	0	0	0	1	0	0	0	-1																													
Team					1	6	7	0	0	0	0	0	0	0																															
Totals		21-53	8-24	8-13	8	24	32	21	16	58	13	6	5	0	0	-24																													
<div>Shooting By Period</div> <table><tr><td>1st FTHG</td><td>11:25</td><td>44.0%</td></tr><tr><td>3PT%</td><td>6-13</td><td>46.3%</td></tr><tr><td>FT%</td><td>1-3</td><td>33.3%</td></tr><tr><td>2nd FTHG</td><td>10:28</td><td>35.7%</td></tr><tr><td>3PT%</td><td>2-11</td><td>18.2%</td></tr><tr><td>FT%</td><td>7-10</td><td>70%</td></tr><tr><td>3rd FTHG</td><td>7:53</td><td>39.6%</td></tr><tr><td>3PT%</td><td>8-24</td><td>33.3%</td></tr><tr><td>FT%</td><td>8-13</td><td>61.5%</td></tr></table> <div>Dead Ball Rebounds: 1-0</div>																			1 st FTHG	11:25	44.0%	3PT%	6-13	46.3%	FT%	1-3	33.3%	2 nd FTHG	10:28	35.7%	3PT%	2-11	18.2%	FT%	7-10	70%	3 rd FTHG	7:53	39.6%	3PT%	8-24	33.3%	FT%	8-13	61.5%
1 st FTHG	11:25	44.0%																																											
3PT%	6-13	46.3%																																											
FT%	1-3	33.3%																																											
2 nd FTHG	10:28	35.7%																																											
3PT%	2-11	18.2%																																											
FT%	7-10	70%																																											
3 rd FTHG	7:53	39.6%																																											
3PT%	8-24	33.3%																																											
FT%	8-13	61.5%																																											



2025-26 Notre Dame Men's Basketball

GAME
13

PURDUE FORT WAYNE, 72

(RV/-) NOTRE DAME, 69

Dec. 21, 2025
Purcell Pavilion (South Bend, IN)



Official Basketball Box Score - Final
Purdue Fort Wayne at Notre Dame
12/21/25 Purcell Pavilion at the Joyce Center, Notre Dame
2025-26 Men's Basketball

Game Time: 2:00 PM
Game Duration: 2:15
Attendance: 5,366

Officials: Tony Henderson, Justin Porterfield, Greg Evans

Purdue Fort Wayne - 72

Record: 8-6

NO. Name	Min	FG M-A	3P M-A	FT M-A	Rebounds OR DR TOT	Fouls PF FD	TP	AS	TO	ST	Blocks BS BA	+/-
11 Maximus Nelson	F 26:00	3-7	3-7	2-2	0 1 1	0 1 1	11	1	0	0	1 0	-8
34 Darius Duffly	F 24:58	0-1	0-0	0-0	0 3 3	4 1 0	0	0	0	0	0 0	8
2 Mikale Stevenson	G 31:29	6-13	3-7	3-4	1 0 1	0 3 18	2	0	2	0	0 0	2
9 DeAndre Craig	G 32:13	5-13	1-7	3-5	0 3 3	1 4 14	0	2	1	0	1 1	-6
10 Corey Hadnot II	G 35:48	10-16	4-7	5-6	0 6 6	2 4 29	2	4	3	0	0 0	7
13 Deangelo Elisee	11:38	0-1	0-0	0-0	0 1 1	1 1 1	0	0	0	0	1 1	-3
1 Ebrahim Kaba	10:22	0-3	0-2	0-0	2 1 3	2 1 0	0	1	0	0	1 6	
4 Chris Morgan	12:20	0-2	0-2	0-0	0 3 3	5 0 0	0	0	0	0	0 7	
5 EJ Mosley	08:27	0-2	0-2	0-0	0 1 1	1 0 0	1	0	0	0	0 5	
15 Yuval Levin	06:45	0-1	0-1	0-0	0 1 1	1 2 0	1	0	1	0	0 1	
Team					2 3 5	0 0	0	1				
Totals		24-59	11-35	13-17	5 23 28	17 17 72	7	8	7	1	3 3	

Shooting By Period		
1st FG%	11-31	35.5%
3PT%	4-17	23.5%
FT%	1-1	100%
2nd FG%	13-28	46.4%
3PT%	7-18	38.9%
FT%	12-16	75%
GM FG%	24-59	40.7%
3PT%	11-35	31.4%
FT%	13-17	76.5%
Dead Ball Rebounds: 5, 1		

Notre Dame - 69

Record: 9-4

NO. Name	Min	FG M-A	3P M-A	FT M-A	Rebounds OR DR TOT	Fouls PF FD	TP	AS	TO	ST	Blocks BS BA	+/-
12 Garrett Sundra	F 25:18	2-5	0-3	1-2	1 4 5	0 1 1	5	0	0	0	1 0	0
33 Carson Towt	F 26:48	3-6	0-0	0-0	6 4 10	3 1 6	3	1	1	0	0 0	7
5 Cole Certa	G 25:03	2-8	1-7	2-2	0 1 1	2 2 7	1	0	0	0	0 0	-7
10 Jalen Haralson	F 27:08	6-13	0-0	9-11	5 4 9	1 9 21	4	6	0	1 1	-2	
11 Braeden Shrewsberry	G 34:53	4-11	3-8	2-2	0 3 3	3 1 13	1	1	0	1 0	-5	
2 Logan Imes	27:56	5-10	2-6	0-0	0 4 4	4 1 12	2	1	4	0 0	2	
6 Brady Koehler	08:57	1-3	1-2	0-0	0 1 1	2 1 3	0	2	0	0 0	2	
13 Sir Mohammed	10:07	1-4	0-1	0-0	1 3 4	2 0 2	0	2	0	0 0	-5	
14 Kebba Njie	07:51	0-0	0-0	0-0	0 2 2	1 0 0	0	1	0	0 0	-3	
7 Ryder Frost	02:40	0-0	0-0	0-0	0 0 0	0 0 0	0	0	0	0 0	2	
34 Matthew MacLellan	03:19	0-0	0-0	0-0	0 2 2	0 0 0	0	0	0	0 0	-6	
Team					1 1 2	0 0	0	1				
Totals		24-60	7-27	14-17	14 29 43	18 16 69	11	15	5	3 1	-3	

Major Fouls: Koehler (TF) 2 nd 11:02

PFW		ND		Points from		PFW		ND		Period by Period Scoring	
Biggest lead	11 (1 st 4:27)	4 (1 st 18:42)	Turnovers	15	6	1st	2nd	TOT			
Best Scoring Run	8 (1 st 13:48)	10 (2 nd 19:31)	Paint	24	34	PFW	27	45	72		
Lead Changes	3		Second Chance	4	10	ND	24	45	69		
Times Tied	2		Fast Breaks	8	21						
Time with Lead	35:25	02:30	Bench	0	17						

GAME
15

NOTRE DAME, 71

CAL, 72

Jan. 2, 2026
Haas Pavilion (Berkeley, CA)



Official Basketball Box Score - Final
Notre Dame at California
01/02/26 Haas Pavilion, Berkeley
2025-26 Men's Basketball

Game Time: 8:00 PM
Game Duration: 2:10
Attendance: 5,158

Officials: Tommy Morrissey, Rick Crawford, Adam Flove

Notre Dame - 71

Record: 10-5 (1-1)

NO. Name	Min	FG M-A	3P M-A	FT M-A	Rebounds OR DR TOT	Fouls PF FD	TP	AS	TO	ST	Blocks BS BA	+/-
12 Garrett Sundra	F 21:37	0-3	0-3	0-0	0 3 3	2 0 0	0	0	0	0	0 1	0
33 Carson Towt	F 27:35	4-4	0-0	0-1	6 9 15	0 1 8	2	1	0	0	0 0	-1
2 Logan Imes	G 34:43	0-4	0-0	0-0	0 8 8	2 1 0	6	1	0	0	1 0	0
10 Jalen Haralson	G 30:37	5-9	2-3	5-10	1 3 4	1 8 17	4	2	0	1 0	-2	
11 Braeden Shrewsberry	G 30:47	5-17	5-12	6-6	1 4 5	2 4 21	1	0	0	0 0	8	
6 Brady Koehler	06:13	2-3	1-2	0-0	0 1 1	3 0 5	0	0	0	0 0	-6	
13 Sir Mohammed	08:48	1-3	0-1	0-2	1 0 1	1 1 2	1	1	0	0 0	2	
14 Kebba Njie	12:11	0-1	0-0	0-0	0 1 1	3 1 0	0	0	1	0 0	2	
5 Cole Certa	23:41	4-10	3-7	5-7	1 1 2	0 5 16	0	1	0	0 0	-5	
24 Mark Zackery IV	03:48	1-1	0-0	0-0	0 0 1	1 0 2	0	0	0	0 0	-4	
Team					2 1 3	0 0	0	0				
Totals		22-55	11-39	16-26	12 32 44	15 21 71	14	7	1	0 1	-1	

Shooting By Period		
1st FG%	12-30	40.0%
3PT%	5-14	35.7%
FT%	2-8	25%
2nd FG%	10-25	40.0%
3PT%	6-17	35.3%
FT%	14-18	77.8%
GM FG%	22-55	40.0%
3PT%	11-31	35.5%
FT%	16-26	61.5%
Dead Ball Rebounds: 5, 0		

California - 72

Record: 13-2 (1-1)

NO. Name	Min	FG M-A	3P M-A	FT M-A	Rebounds OR DR TOT	Fouls PF FD	TP	AS	TO	ST	Blocks BS BA	+/-
2 John Camden	F 31:20	1-10	1-9	0-0	0 3 3	3 1 3	0	1	0	0	0 0	-3
22 Chris Bell	F 30:42	5-11	1-7	4-5	0 5 5	2 3 15	0	0	1	0 0	0 7	
3 Lee Dort	F 23:07	2-5	0-0	0-0	3 8 11	4 1 4	0	1	0	0	0 6	
7 Dai Dai Ames	G 34:29	9-16	4-9	1-1	0 1 1	3 2 23	3	1	0	0 0	-3	
10 Justin Phippen	G 29:19	4-11	3-8	3-5	2 2 4	1 4 14	3	0	0	1 0	-1	
8 Miles Ilic	15:03	3-4	0-0	1-1	1 3 4	4 3 7	1	0	1	0 0	7	
21 Nolan Dorsey	17:53	0-3	0-0	0-0	0 0 0	1 0 0	0	0	0	0 0	-3	
3 Semetri (TT) Carr	16:31	2-3	2-3	0-0	0 2 2	3 1 6	3	0	1	0 0	9	
17 Mantas Kocanas	01:36	0-1	0-0	0-0	1 0 1	0 0 0	0	0	0	0 0	-2	
Team					2 1 3	0 0	0	0				
Totals		26-64	11-39	9-12	9 25 34	21 15 72	13	3	4	1 1	1	

Shooting By Period		
1st FG%	9-28	32.1%
3PT%	3-17	17.6%
FT%	6-9	66.7%
2nd FG%	17-36	47.2%
3PT%	8-22	36.4%
FT%	3-3	100%
GM FG%	26-64	40.6%
3PT%	11-39	28.2%
FT%	9-12	75.0%
Dead Ball Rebounds: 0, 1		

Major Fouls: NONE

UND		CAL		Points from		UND		CAL		Period by Period Scoring	
Biggest lead	12 (1 st 8:36)	7 (2 nd 7:19)	Turnovers	0	11	1st	2nd	TOT			
Best Scoring Run	9 (2 nd 0:29)	7 (1 st 5:13)	Paint	18	24	UND	31	40	71		
Lead Changes	5		Second Chance	7	8						
Times Tied	4		Fast Breaks	10	13						
Time with Lead	24:51	13:40	Bench	25	13						

GAME
14

NOTRE DAME, 47

STANFORD, 40

Dec. 30, 2025
Maples Pavilion (Stanford, CA)



Official Basketball Box Score - Final
Notre Dame at Stanford
12/30/25 Maples Pavilion, Stanford
2025-26 Men's Basketball

Game Time: 6:00 PM
Game Duration: 2:01
Attendance: 3,866

Officials: Tommy Morrissey, Marques Pettigrew, Chase Shaw

Notre Dame - 47

Record: 10-4 (1-0)

NO. Name	Min	FG M-A	3P M-A	FT M-A	Rebounds OR DR TOT	Fouls PF FD	TP	AS	TO	ST	Blocks BS BA	+/-
12 Garrett Sundra	F 31:43	3-6	2-3	0-0	2 2 4	2 0 8	2	0	0	1 0	0 2	
33 Carson Towt	F 22:17	4-7	0-0	0-0	5 5 10	4 1 8	0	2	2	0 0	-1	
2 Logan Imes	G 32:04	1-5	0-1	0-0	1 3 4	1 1 2	3	0	0	0 1	0	
10 Jalen Haralson	G 29:51	5-14	0-2	3-8	1 3 4	1 9 13	0	8	0	0 2	5	
11 Braeden Shrewsberry	G 30:27	0-8	0-5	0-1	0 3 3	0 1 0	1	0	0	1 0	7	
14 Kebba Njie	16:43	2-2	0-0	0-0	1 8 9	1 0 4	0	0	0	2 0	6	
5 Cole Certa	13:32	0-3	0-3	5-5	0 0 0	3 3 5	0	0	0	0 0	7	
6 Brady Koehler	07:53	3-5	1-1	0-0	1 1 2	2 0 7	0	0	0	0 0	5	
13 Sir Mohammed	10:09	0-5	0-0	0-0	1 5 6	2 0 0	0	0	2	0 0	2	
24 Mark Zackery IV	05:03	0-1	0-1	0-0	1 0 1	0 0 0	0	0	0	0 0	2	
7 Ryder Frost	00:17	0-0	0-0	0-0	0 0 0	0 0 0	0	0	0	0 0	0	
Team					3 2 5	0 0	0	0				
Totals		18-56	3-16	8-14	16 32 48	16 15 47	6	12	2	4 4	7	

Shooting By Period		
1st FG%	9-33	27.3%
3PT%	0-7	0.0%
FT%	4-6	66.7%
2nd FG%	9-23	39.1%
3PT%	3-9	33.3%
FT%	4-8	50%
GM FG%	18-56	32.1%
3PT%	3-16	18.8%
FT%	8-14	57.1%
Dead Ball Rebounds: 2, 0		

Stanford - 40

Record: 11-3 (0-1)

Stanford - 40		Record: 11-3 (0-1)										Major Fouls: NONE			
NO. NAME		Min	FG M-A	3P M-A	FT M-A	Rebounds OR DR TOT	Fouls PF FD	TP	AS	TO	ST	Blocks BS BA	+/-		
4	AJ Rhotasy	F	14:53	1-4	0-0	0-0	1 1 2	1 1 2	1	0	1	0	1		
10	Chisom Okpara	F	27:39	3-14	2-7	5-6	1 2 3	2 3 13	1	3	0	0	1		
1	Ebuka Okorie	G	34:38	3-14	0-6	1-2	2 4 6	1 1 7	2	1	1	0	0		
5	Benny Gealer	G	25:39	2-6	1-5	0-0	0 1 1	2 1 5	1	0	0	0	0		
11	Ryan Agarwal	G	12:45	0-0	0-0	0-0	0 0 0	2 1 0	0	1	0	0	0		
15	Oskar Gillay		24:42	0-2	0-0	2-2	3 8 11	0 4 2	1	1	3	1	1		
52	Aidan Cammann		09:15	1-1	0-0	0-0	0 0 0	0 1 0	2	0	0	0	0		
2	Donavin Young		22:22	1-2	0-1	0-0	2 4 6	4 2 2	0	0	1	0	2		
25	Jeremy Dent-Smith		20:02	1-7	0-5	2-2	1 2 3	1 3 4	1	0	0	0	1		
20	Cameron Grant		08:06	1-6	1-6	0-0	0 2 2	1 0 3	0	0	0	0	0		
Team						0	2 2 0	0	0	0	0	0	0		
Totals			13:56	14-36	10-19	10-12	10 25 36	15 16 40	8	6	5	4	4		



2025-26 Notre Dame Men's Basketball

GAME
17

(RV/RV) MIAMI, 81

NOTRE DAME, 69

Jan. 13, 2026
Purcell Pavilion (South Bend, IN)



Official Basketball Box Score - Final
Miami (FL) at Notre Dame
01/13/26 Purcell Pavilion at the Joyce Center, Notre Dame
2025-26 Men's Basketball

Game Time: 7:09 PM
Game Duration: 2:07
Attendance: 5,278

Officials: Ron Groover, Pat Driscoll, Justin Porterfield

Miami (FL) - 81

NO. Name	Min	Shooting By Period																
		FG		3P	FT	Rebounds		Fouls		TP	AS	TO	ST	Blocks		BS	BA	+/-
		M-A	M-A	M-A	M-A	OR	DR	PF	FD	M-A	M-A	M-A	M-A	M-A	M-A			
5 Malik Reneau	F 35:28	7-15	0-3	3-4	3	7	10	1	5	17	1	1	5	1	1	1	1	14
7 Shelton Henderson	F 26:15	6-8	1-3	4-5	1	2	9	3	3	17	2	0	0	0	0	0	0	18
8 Ernest Udeh Jr.	C 12:21	0-0	0-0	0-0	0	2	2	4	1	0	0	0	1	0	0	0	5	
3 Tre Donaldson	G 37:56	8-14	1-4	6-6	0	2	2	1	4	23	5	2	3	0	2	13		
10 Tru Washington	G 33:07	4-11	1-4	0-0	0	4	4	1	1	9	1	1	1	1	0	0	8	
11 Salih Altuntas	08:56	0-1	0-0	0-0	0	1	1	2	1	0	0	2	0	0	0	0	-2	
88 Timotej Malovec	15:51	0-2	0-2	1-2	0	0	0	2	1	1	0	0	1	0	0	0	-2	
35 Dante Allen	24:48	3-6	2-5	3-4	1	2	3	2	3	11	1	2	2	0	0	0	5	
14 Noam Dovrat	05:18	1-1	1-1	0-0	0	0	0	0	1	0	3	0	0	0	0	0	1	
Team								3	0	3	0	0	0	0	0	0		
Totals		29-58	6-22	17-21	8	20	28	17	19	81	10	8	13	1	3	12		

Record: 15-2 (4-0)

Shooting By Period	
1st FG%	15-30 50.0%
3PT%	3-12 25.0%
FT%	6-9 66.7%
2nd FG%	14-28 50.0%
3PT%	3-10 30.0%
FT%	11-12 91.7%
GM FG%	29-58 50.0%
3PT%	6-22 27.3%
FT%	17-21 81.0%

Dead Ball Rebounds: 1, 1

Notre Dame - 69

NO. Name	Min	FG		3P	FT	Rebounds		Fouls		TP	AS	TO	Blocks		+/-	
		M-A	M-A	M-A	M-A	OR	DR	PF	FD				BS	BA		
12 Garrett Sundra	F 30:35	0-3	0-3	2-2	3	2	5	4	2	2	1	2	2	1	1	3
33 Carson Towt	F 22:03	2-3	0-0	0-0	0	2	5	7	4	3	4	0	1	0	1	0
2 Logan Imes	G 30:44	1-4	0-1	0-0	0	4	4	8	0	2	6	1	0	0	0	-16
10 Jalen Haralson	G 33:32	6-13	0-1	6-10	0	3	3	1	5	18	2	5	0	0	0	-9
11 Braeden Shrewsberry	G 25:07	3-6	2-5	0-0	0	3	3	4	2	8	3	0	1	0	0	-8
14 Kebba Njie	01:44	0-0	0-0	0-0	0	0	0	0	0	0	0	0	0	0	0	-7
5 Cole Certa	23:38	3-8	2-5	0-0	1	1	2	3	0	8	0	2	0	0	0	-6
6 Brady Koehler	08:16	2-3	1-1	0-0	0	2	2	1	0	5	0	0	0	0	0	-3
13 Sir Mohammed	12:42	6-8	0-2	3-4	2	0	2	1	3	15	0	3	0	0	0	-6
7 Ryder Frost	11:39	2-5	2-5	1-2	0	2	2	2	1	7	0	0	0	0	0	1
Team																
Totals		25-53	7-23	12-18	12	23	35	20	16	69	7	18	4	3	1	-12
Shooting By Period																
		1 st FG		2 nd FG		3 rd FG		4 th FG								
		12:28		12:42		12:55		13:05								
		42.9%		35.7%		35.7%		35.7%								
		3PT%		5-14		5-14		5-14								
		FT%		10-14		10-14		10-14								
		42.9%		71.4%		71.4%		71.4%								
		2 nd FG		13:25		13:25		13:25								
		3PT%		2-9		2-9		2-9								
		FT%		2-4		2-4		2-4								
		50.0%		50.0%		50.0%		50.0%								
		GM FG%		25-53		25-53		25-53								
		FT%		7-23		7-23		7-23								
		66.7%		30.4%		30.4%		30.4%								
Dead Ball Rebounds																

Record: 10-7 (1-3)

Shooting By Period	
1st FG%	12-28 42.9%
3PT%	5-14 35.7%
FT%	10-14 71.4%
2nd FG%	13-25 52.0%
3PT%	2-4 50.0%
FT%	25-33 75.8%
GM FG%	25-53 47.2%
3PT%	7-23 30.4%
FT%	12-18 66.7%

Dead Ball Rebounds: 1, 1

Major Fouls: Certa (TF) 1st 5:37

	MIA	ND
Biggest lead	13 (2 nd 4:08)	6 (1 st 17:05)
Best Scoring Run	7 (2 nd 15:36)	6 (1 st 17:05)
Lead Changes	3	
Times Tied	6	
Time with Lead	31:52	03:36

Points from Turnovers		MIA	ND
Paint		40	28
Second Chance		6	11
Fast Breaks		13	2
Bench		15	35

Period by Period Scoring		1st	2nd	TOT
MIA		39	42	81
ND		39	30	69

GAME
19

NOTRE DAME, 69

#22/24 NORTH CAROLINA, 91

Jan. 21, 2026
Dean E Smith Center (Chapel Hill, NC)



Official Basketball Box Score - Final
Notre Dame at North Carolina
01/21/26 Dean Smith Center, Chapel Hill
2025-26 Men's Basketball

Game Time: 7:00 PM
Game Duration: 1:53
Attendance: 19,689

Officials: Bert Smith, Clarence Armstrong, Don Daly

Notre Dame - 69

NO. Name	Min	FG		3P		FT		Rebounds		Fouls		TP	AS	TO	ST	Blocks		BS	+/-																																				
		M-A	M-A	M-A	M-A	M-A	M-A	OR	DR	PF	FD					BS	BA																																						
6 Brady Koehler	F 22:43	1-5	0-1	0-3	2	1	3	2	4	2	0	0	0	1	0	1	0	-6	<div>Shooting By Period</div> <table><tr><td>1st FG%</td><td>12-34</td><td>35.3%</td></tr><tr><td>3PT%</td><td>6-12</td><td>50.0%</td></tr><tr><td>FT%</td><td>3-6</td><td>50.0%</td></tr><tr><td>2nd FG%</td><td>15-41</td><td>36.6%</td></tr><tr><td>3PT%</td><td>4-12</td><td>33.3%</td></tr><tr><td>FT%</td><td>2-3</td><td>15.4%</td></tr><tr><td>3rd FG%</td><td>15-41</td><td>36.6%</td></tr><tr><td>3PT%</td><td>4-12</td><td>33.3%</td></tr><tr><td>FT%</td><td>4-7</td><td>57.1%</td></tr><tr><td>GM FG%</td><td>27-75</td><td>36.0%</td></tr><tr><td>3PT%</td><td>8-25</td><td>32.0%</td></tr><tr><td>FT%</td><td>7-13</td><td>53.8%</td></tr></table> <div>Dead Ball Rebounds:</div>	1st FG%	12-34	35.3%	3PT%	6-12	50.0%	FT%	3-6	50.0%	2nd FG%	15-41	36.6%	3PT%	4-12	33.3%	FT%	2-3	15.4%	3rd FG%	15-41	36.6%	3PT%	4-12	33.3%	FT%	4-7	57.1%	GM FG%	27-75	36.0%	3PT%	8-25	32.0%	FT%	7-13	53.8%
1st FG%	12-34	35.3%																																																					
3PT%	6-12	50.0%																																																					
FT%	3-6	50.0%																																																					
2nd FG%	15-41	36.6%																																																					
3PT%	4-12	33.3%																																																					
FT%	2-3	15.4%																																																					
3rd FG%	15-41	36.6%																																																					
3PT%	4-12	33.3%																																																					
FT%	4-7	57.1%																																																					
GM FG%	27-75	36.0%																																																					
3PT%	8-25	32.0%																																																					
FT%	7-13	53.8%																																																					
33 Carson Towt	F 17:38	3-11	0-0	0-1	5	1	6	3	2	6	1	2	0	0	0	0	0	-21																																					
5 Cole Certa	G 24:11	2-9	1-5	4-4	1	1	2	0	2	9	0	1	0	0	1	0	0	-26																																					
10 Jalen Haralson	G 18:45	6-16	0-1	1-2	4	2	6	2	4	13	1	0	0	0	2	0	0	-11																																					
11 Braeden Shrewsberry	G 26:59	1-5	1-3	0-0	0	3	3	1	3	3	5	1	0	0	1	0	0	-15																																					
12 Garrett Sundra	14:36	2-2	2-2	0-0	2	3	5	0	0	6	0	0	0	1	0	0	0	-6																																					
2 Logan Imes	21:52	2-8	0-4	0-0	0	2	2	1	0	4	4	0	3	0	0	0	0	-12																																					
13 Sir Mohammed	19:10	6-11	1-3	1-1	1	3	4	2	1	14	1	0	0	0	0	0	0	-5																																					
34 Matthew MacLellan	10:40	1-2	0-0	0-0	1	2	3	0	2	0	0	0	0	0	0	0	0	-2																																					
7 Ryder Frost	14:23	3-4	3-4	1-2	1	2	3	1	1	10	0	0	0	0	0	0	0	-9																																					
24 Mark Zackery IV	06:29	0-1	0-1	0-0	0	1	1	0	0	0	0	0	0	0	0	0	0	3																																					
0 Brady Stevens	02:34	0-1	0-1	0-0	0	0	0	0	0	0	1	0	0	0	0	0	0	0																																					
Team								1	0	1	0	0	0	0	0	0	0																																						
Totals		27-75	8-25	7-13	18	21	39	16	17	69	13	5	5	0	5	22																																							

Record: 10-9 (1-5)

Shooting By Period	
1st FG%	12-34 35.3%
3PT%	6-12 50.0%
FT%	3-6 50.0%
2nd FG%	15-41 36.6%
3PT%	2-13 15.4%
FT%	4-7 57.1%
GM FG%	27-75 36.0%
3PT%	8-25 32.0%
FT%	7-13 53.8%

Dead Ball Rebounds: 2, 1

North Carolina - 91

NO. Name	Min	FG		3P	FT	Rebounds		Fouls		TP	AS	TO	ST	Blocks		BS	BA	+/-
		M-A	M-A	M-A	M-A	OR	DR	PF	FD	PTS	PF	AS	TO	ST	BS			
8 Caleb Wilson	F 29:42	8-11	1-3	5-8	2	5	7	1	4	22	5	2	1	0	1	0	0	14
13 Henri Veesaar	C 28:28	6-10	1-3	2-5	2	10	12	1	4	15	1	1	0	2	0	0	30	
3 Derek Dixon	G 27:18	4-6	3-5	0-0	0	1	2	3	2	0	1	2	1	0	0	0	17	
4 Jaydon Young	G 13:58	1-4	1-4	0-0	0	3	3	4	0	3	1	1	0	0	0	0	6	
7 Seth Trimble	G 19:59	2-4	0-1	1-2	0	3	3	2	5	1	2	0	1	0	1	0	18	
1 Zayden High	04:08	1-2	0-1	0-0	0	1	0	1	0	0	2	0	0	0	0	0	-4	
44 Luka Bogavac	23:52	2-9	1-6	4-4	1	3	4	1	3	9	3	1	0	0	0	0	15	
0 Kyran Evans	10:08	3-5	3-5	0-0	0	0	0	1	0	9	1	0	0	0	0	0	5	
11 Jonathan Powell	19:23	2-5	1-4	0-0	0	3	3	1	0	5	3	0	0	0	0	0	9	
15 Jarin Stevenson	16:18	2-3	2-2	2-2	0	5	5	1	2	8	1	0	1	1	0	0	6	
5 Isaiah Denis	02:34	0-1	0-0	0-0	0	0	0	0	1	0	0	0	0	0	0	0	0	
6 Elijah Davis	01:24	0-0	0-0	0-0	0	0	0	0	1	0	0	0	0	0	0	0	-2	
25 John Holbrook	01:24	0-1	0-0	0-0	0	0	0	0	0	0	0	0	0	0	0	0	-2	
32 Evan Smith	01:24	0-0	0-0	2-2	1	0	1	0	1	2	0	0	0	0	0	0	-2	
Team								2	0	2	0	0	0	0	0	0		
Totals		31-61	13-34	16-23	10	34	44	17	16	91	18	8	3	5	0	22		

Shooting By Period

1st

FG%

13-27

48.1%

2nd

FG%

18-34

52.9%

3rd

FG%

12-23

52.2%

4th

FG%

7-13

53.8%

GM FG%

31-61

50.8%

3PT%

13-34

38.2%

3PT%

16-23

69.6%

Dead Ball Rebounds:

Record: 10-9 (3-3)

Shooting By Period	
1st FG%	13-27 48.1%
3PT%	7-17 41.2%
FT%	9-14 64.3%
2nd FG%	18-34 52.9%
3PT%	6-17 35.3%
FT%	7-9 77.8%
GM FG%	31-61 50.8%
3PT%	13-34 38.2%
FT%	16-23 69.6%

Dead Ball Rebounds: 5, 0

Major Fouls: NONE

	ND	UNC
Biggest lead	0 (1 st 20:00)	29 (2 nd 9:40)
Best Scoring Run	8 (1 st 15:21)	10 (2 nd 17:26)
Lead Changes	0	
Times Tied	0	
Time with Lead	00:00	38:52

Points from Turnovers		ND	UNC
Paint		30	32
Second Chance		13	17
Fast Breaks		2	13
Bench		36	35

Period by Period Scoring		1st	2nd	TOT
ND		33	36	69
UNC		42	49	91

GAME
18

NOTRE DAME




2025-26 Notre Dame Men's Basketball

GAME
21

#17/17 VIRGINIA, 100
NOTRE DAME, 97 (2OT)

Jan. 27, 2026
Purcell Pavilion (South Bend, IN)



Official Basketball Box Score - Final

Virginia at Notre Dame

01/27/26 Purcell Pavilion at the Joyce Center, Notre Dame

2025-26 Men's Basketball

Game Time: 7:09 PM

Game Duration: 2:57

Attendance: 4,012

Officials: Ron Groover, Lee Cassell, Michael Greenstein

Virginia - 100

Record: 17-3 (6-2)

NO. Name	Min	FG M-A	3P M-A	FT M-A	Rebounds OR DR TOT	Fouls PF FO	TP AS	TO ST	Blocks BS BA	+/-
28 Thijs De Ridder	F 33:35	9-20	0-5	14-15	4 4 6	5 9 32	3 4 0	0 2 3	0 0	2 3
17 Johann Grönlöf	C 13:05	2-2	0-0	1-2	2 0 2	4 3 5	0 1 0	0 0 0	-4 4	
1 Malik Thomas	G 21:38	1-5	0-3	0-0	1 2 3	5 0 2	1 1 0	0 0 1	2 2	
5 Sam Lewis	G 43:09	7-13	5-8	2-2	2 7 9	2 1 21	6 1 0	0 0 1	2 2	
30 Dallin Hall	G 43:09	2-2	1-1	2-2	0 4 4	1 1 7	4 1 2	0 0 0	6 6	
33 Ugona Onyenso	F 17:21	2-3	0-1	0-0	1 2 3	5 0 4	1 0 2	3 0 0	-7 7	
2 Chance Mallory	36:51	5-9	3-6	4-8	0 2 2	4 7 17	3 1 0	0 0 1	11 11	
11 Devin Tillis	30:15	3-9	1-3	5-6	1 4 5	2 3 12	2 2 1	0 0 0	10 10	
6 Jacari White	05:53	0-1	0-1	0-0	0 0 0	3 1 0	0 0 0	0 0 0	-3 3	
12 Elijah Gertrude	02:59	0-1	0-1	0-0	0 0 0	0 0 0	1 0 0	0 0 0	-5 5	
7 Martin Carrere	02:06	0-0	0-0	0-0	0 0 0	1 0 0	0 0 0	0 0 0	0 0	
Team					3 1 4	0 0 0	0 0 0	0 0 0		
Totals		31-65	10-29	28-35	14 26 40	27 25 100	21 11 5	3 3 5	3	

Major Fouls: NONE

Dead Ball Rebounds: 1.1

Notre Dame - 97

Record: 11-10 (2-5)

NO. Name	Min	FG M-A	3P M-A	FT M-A	Rebounds OR DR TOT	Fouls PF FO	TP AS	TO ST	Blocks BS BA	+/-
6 Brady Koehler	F 41:47	3-5	1-2	9-10	1 9 10	5 7 16	0 1 3	4 0 0	-3 3	
33 Carson Towt	F 17:06	3-4	0-0	0-0	3 2 5	5 2 6	1 1 0	0 0 1	5 5	
5 Cole Certa	G 40:29	10-19	5-13	9-11	1 1 2	0 8 34	1 1 0	0 0 0	-2 2	
10 Jalen Haralson	G 43:52	6-11	0-1	8-10	1 3 4	3 7 20	7 2 2	1 0 0	-5 5	
11 Braeden Shrewsberry	G 46:43	6-15	5-9	1-1	0 2 2	1 2 18	4 3 1	0 0 0	-1 1	
2 Logan Imes	17:02	0-0	0-0	0-0	0 2 2	3 0 0	0 1 1	0 0 0	-3 3	
12 Garrett Sundra	25:01	1-3	0-2	0-0	0 2 2	5 0 2	0 0 0	0 0 0	-2 2	
13 Sir Mohammed	13:40	0-3	0-0	1-2	0 2 2	2 1 1	1 0 0	0 0 0	-7 7	
7 Ryder Frost	04:20	0-1	0-0	0-0	0 0 0	1 0 0	0 0 0	0 0 0	3 3	
Team					3 3 6	0 0 0	0 1 1	0 0 0		
Totals		29-61	11-27	28-34	9 26 35	25 27 97	15 10 5	5 3 3	3	

Major Fouls: NONE

Dead Ball Rebounds: 2.0

Biggest lead

UVA ND

Points from Turnovers

10 13

Paint

36 32

Lead Changes

9

Second Chance

12 6

Times Tied

Fast Breaks

9 3

Time with Lead

09:39

Bench

ND 44 29 12 12 97

GAME
22

NOTRE DAME, 72
SYRACUSE, 86

Jan. 31, 2026
JMA Wireless Dome (Syracuse, NY)

NCAA

Official Basketball Box Score - Final

Game Time: 6:00 PM

Game Duration: 1:58

Attendance: 21,455

Notre Dame at Syracuse

01/31/26 JMA Wireless Dome, Syracuse

2025-26 Men's Basketball

Officials: Bill Covington Jr., Greg Evans, Anthony Eades

Notre Dame - 72

Record: 11-11 (2-7)

NO. Name	Min	FG M-A	3P M-A	FT M-A	Rebounds OR DR TOT	Fouls PF FO	TP AS	TO ST	Blocks BS BA	+/-
6 Brady Koehler	F 19:20	1-3	0-2	2-2	0 2 2	5 2 4	0 1 1	0 0 0	-6 6	
33 Carson Towt	F 35:19	4-5	0-0	0-0	1 7 8	3 2 8	2 0 0	0 1 1	-4 4	
5 Cole Certa	G 32:33	2-9	2-7	1-2	1 1 2	1 3 7	2 1 1	0 0 1	-17 17	
10 Jalen Haralson	G 31:08	8-12	0-0	8-11	0 2 2	4 7 26	4 2 1	0 2 0	-10 10	
11 Braeden Shrewsberry	G 35:14	6-12	3-8	2-2	0 5 5	0 2 17	1 3 0	0 0 0	2 2	
2 Logan Imes	11:03	0-2	0-1	0-0	0 2 2	0 1 0	0 2 0	0 0 0	-5 5	
12 Garrett Sundra	16:21	2-3	1-1	1-2	0 2 2	0 0 6	0 0 0	0 0 0	-10 10	
13 Sir Mohammed	13:37	1-4	0-1	0-0	0 0 0	2 0 2	2 0 0	0 0 0	-11 11	
7 Ryder Frost	03:33	0-2	0-2	0-0	0 0 0	0 0 0	0 0 0	0 0 0	-9 9	
0 Brady Stevens	00:58	0-0	0-0	0-0	0 0 0	1 0 0	0 0 0	0 0 0	0 0	
34 Matthew MacLellan	00:58	1-1	0-0	0-1	0 1 1	0 1 2	0 0 0	0 0 0	0 0	
Team					2 2 4	0 0 0	0 1 1	0 0 0		
Totals		26-53	6-22	14-20	4 24 28	16 18 72	11 10 3	0 4 4	-14 14	

Major Fouls: Certa (TF) 2nd 12:54 Koehler (F) 2nd 0:57

Dead Ball Rebounds: 1.0

Syracuse - 86

Record: 13-9 (4-5)

NO. Name	Min	FG M-A	3P M-A	FT M-A	Rebounds OR DR TOT	Fouls PF FO	TP AS	TO ST	Blocks BS BA	+/-
0 Sadiq White Jr.	F 19:24	2-4	0-0	1-2	3 3 6	4 1 5	1 3 1	1 0 0	2 2	
42 William Kyle III	F 26:48	4-5	0-0	2-2	0 8 8	1 2 10	1 0 0	2 0 0	9 9	
2 JJ Starling	G 35:00	9-13	3-6	0-0	0 2 2	3 0 21	5 0 1	0 0 0	12 12	
4 Nate Kingz	G 36:13	11-17	5-10	1-3	0 2 2	1 2 28	3 0 3	0 0 0	9 9	
11 Nathan George	G 29:45	2-6	0-2	0-1	0 4 4	3 1 4	10 0 2	0 0 0	21 21	
1 Donnie Freeman	21:53	1-4	0-2	5-9	0 6 6	4 5 7	0 2 0	0 1 0	13 13	
5 Tyler Betsey	20:17	3-6	2-4	0-0	2 2 4	1 0 8	1 0 0	0 0 0	6 6	
7 Kiyari Anthony	09:27	0-1	0-1	2-2	0 0 0	0 0 3	2 0 0	0 0 0	0 0	
55 Bryce Zephiri	00:58	0-0	0-0	1-2	0 0 0	1 1 1	0 0 0	0 0 0	0 0	
24 Noah Lobdell	00:16	0-0	0-0	0-0	0 0 0	0 0 0	0 0 0	0 0 0	-2 2	
Team					1 1 2	0 0 0	0 0 0	0 0 0		
Totals		32-56	10-25	12-21	6 28 34	18 15 86	21 6 7	4 0 14		

Major Fouls: NONE

Dead Ball Rebounds: 3.0

Biggest lead

2 (1st 18:53)

Syr

16 (2nd 0:56)

Points from Turnovers

5 13

Paint

11 (1st 9:34)

38 38

Second Chance

5 6

NDM

31 41 72

SYR

40 46 86


Bench

10 18

GAME
23

NOTRE DAME, 65
#24/23 LOUISVILLE, 76

Feb. 4, 2026
KFC Yum! Center (Louisville, KY)



Official Basketball Box Score - Final

Notre Dame at Louisville

02/04/26 KFC Yum! Center, Louisville, KY

2025-26 Men's Basketball

Game Time: 7:01 PM

Game Duration: 2:12

Attendance: 14,787

Officials: Doug Show, Don Daly, Job Harness

Notre Dame - 65

Record: 11-12 (2-8)

NO. Name	Min	FG M-A	3P M-A	FT M-A	Rebounds OR DR TOT	Fouls PF FO	TP AS	TO ST	Blocks BS BA	+/-
6 Brady Koehler	F 32:04	4-10	2-5	1-2	0 4 4	3 2 11	0 1 4	2 0 0	-18 18	
33 Carson Towt	F 24:46	3-5	0-0	1-1	3 7 10	4 2 6	3 3 1	1 0 0	-14 14	
5 Cole Certa	G 35:08	6-18	5-14	1-2	1 2 3	2 4 18	1 1 1	0 0 0	-9 9	
10 Jalen Haralson	G 28:50	3-9	0-1	2-4	2 5 7	2 3 8	5 6 1	1 0 0	-17 17	
11 Braeden Shrewsberry	G 34:10	3-11	2-4	0-1	1 1 2	2 2 8	0 2 0	0 2 0	-7 7	
12 Garrett Sundra	13:26	1-1	1-1	0-0	0 3 3	0 3 0	0 0 0	0 0 0	12 12	
2 Logan Imes	15:39	0-0	0-0	0-0	0 1 1	1 1 0	2 0 0	0 0 0	3 3	
13 Sir Mohammed	13:32	3-7	0-1	2-4	3 0 3	0 2 8	1 0 0	0 1 2	-11 11	
7 Ryder Frost	01:24	1-1	1-1	0-0	0 0 0	0 0 0	3 0 0	0 0 0	3 3	
34 Matthew MacLellan	01:01	0-0	0-0	0-0	0 0 0	0 0 0	0 0 0	0 0 0	3 3	
Team					2 0 2	0 0 0	0 0 0	0 0 0		
Totals		24-62	11-27	6-14	12 23 35	17 16 65	14 12 9	3 4 4	-11 11	

Shooting By Period

1 st FG	13-32	40.6%
2 nd FG	5-13	38.5%
3 rd FG	1-2	50%
4 th FG	1-3	33.3%
3PT	6-14	42.9%
FT	5-12	41.7%
GM FG	24-62	38.7%
3PT	11-27	40.7%
FT	6-14	42.9%

Dead Ball Rebounds: 3.0

Major Fouls: Team (TF) 1st 1:01

Louisville - 76

Record: 16-6 (4-4)

NO. Name	Min	FG M-A	3P M-A	FT M-A	Rebounds OR DR TOT	Fouls PF FO	TP AS	TO ST	Blocks BS BA	+/-
13 Sananda Fru	F 17:10	4-7	0-0	4-4	3 2 5	0 2 12	1 2 0	3 0 0	6 6	
0 Mikal Brown Jr.	G 27:36	1-7	1-5	3-4	0 4 4	3 2 6	6 3 1	0 0 0	12 12	
1 J'Yonne Hadley	G 02:46	0-0	0-0	0-0	0 1 1	0 0 0	0 0 0	0 0 0	-3 3	
3 Rylan Cornwell	G 32:58	4-14	1-9	3-3	0 4 4	1 4 12	3 2 0	1 1 0	3 3	
10 Isaac McKneely	G 27:14	4-8	4-8	1-1	1 1 2	1 2 13	0 0 0	0 0 0	1 1	
9 Khani Rooths	25:28	5-9	1-2	1-3	4 8 12	2 4 12	1 2 2	0 0 2	5 5	
14 Adrian Wooley	18:13	3-9	0-4	0-0	4 2 6	0 0 6	2 0 0	0 0 0	18 18	
15 Aly Khalifa	10:20	1-2	0-0	0-1	0 1 1	0 0 2	1 0 0	0 0 0	-1 1	
11 Kobe Rodgers	12:24	1-2	0-1	0-0	0 2 2	3 0 3	2 2 0	0 0 0	-1 1	
7 Kasean Pryor	15:29	5-6	0-1	2-3	5 3 2	10 1 2	1 2 1	0 0 0	5 5	
53 Vangelis Zougris	10:22	0-1	0-0	1-2	1 1 2	3 1 2	1 2 1	1 0 0	10 10	
Team					1 1 2	0 0 0	0 0 0	0 0 0		
Totals		28-65	7-31	13-18	16 30 46	16 17 76	19 12 6	4 3 11		

Shooting By Period

1 st FG	14-35	40.0%
2 nd FG	4-17	23.5%
3 rd FG	6-8	75%
4 th FG	14-30	46.7%
3PT	3-14	21.4%
FT	7-10	70%
GM FG	28-65	43.1%
3PT	7-31	22.6%
FT	13-18	72.2%

Dead Ball Rebounds: 3.1

Major Fouls: NONE



2025-26 Notre Dame Men's Basketball

GLENN & STACEY MURPHY HEAD COACH



MICAH SHREWSBERRY GLENN & STACEY MURPHY HEAD COACH

@Coach_Shrews

3rd Season at Notre Dame 5th as a Head Coach at the DI Level

On March 24, 2023, an Indiana native came home to kickstart a new era of Notre Dame men's basketball. Vice President and James E. Rohr Notre Dame Director of Athletics Jack Swarbrick announced Micah Shrewsberry as the 18th head coach in Fighting Irish men's basketball history.

Shrewsberry brought a wealth of experience and success to the helm of the Notre Dame program. All-in-all he's coached in six NCAA Tournaments, two NCAA Final Fours, five NBA Playoffs and two NBA Conference Finals - in addition to coaching all-NBA honorees Jayson Tatum and Jaylen Brown.

Coach Shrewsberry is now hard at work prepping for year three at the helm of the program ahead of the 2025-26 season.

Year Two with the Irish (2024-25)

A year of 'what could have been' as several key injuries kept the team from achieving its fullest potential. Over the course of the season, guards Markus Burton, Braeden Shrewsberry, Matt Allocco and Sir Mohammed all missed significant time. With that said, the Irish finished 15-18 overall and 8-12 in ACC play, once again obtaining the No. 12 seed in the ACC Tournament.

Coach Shrewsberry's core nucleus of players made tremendous strides in year two. Markus Burton solidified himself as an elite guard in the league, earning Second Team honors. Burton led the league in scoring, averaging 23.5 ppg over ACC play. He averaged 21.3 ppg overall which ranked fifth nationally. He joined Irish legend David Rivers as the only two players in program history to average 20+ points and 3+ assists in a season. He also became the seventh fastest player in program history to reach 1,000 career points.

As Braeden Shrewsberry upped his average to 14.0 ppg, Notre Dame boasted the best scoring guard duo in the ACC, topping Duke's Cooper Flagg and Kon Knueppel. Due to the core nucleus, Notre Dame's KenPom offensive efficiency jumped 139 spots from the year prior to 95. The offense, which averaged 64.0 ppg in 2023-24, leaped up to 72.6 ppg in 2024-25.

Despite the roller-coaster season, there were several memorable moments along the way, including Coach Shrews delivering the program's first ever win in Charlottesville against Virginia. How about the Irish recording a 14-point comeback at Boston College, the largest comeback in Coach

Shrewsberry's tenure? How about freshman guard Cole Certa burying a corner three in the final seconds for a 56-54 win over Stanford? How about the four-overtime thriller in the 112-110 win over Cal that saw Burton go off for 43 points? After that victory, Coach Shrews improved to 4-2 in overtime games in his two years in South Bend.

Now, Notre Dame maintained a bulk of its core ahead of the 2025-26 season and will inject a very talented freshman class of Tommy Ahneman, Ryder Frost, Jalen Haralson and Brady Koehler. Back in November of 2024, Coach Shrewsberry and his staff signed these four young men and inked the program's highest ever rated recruiting class in the modern era - a consensus top-10.

Last but not least, the summer of 2024 witnessed Shrewsberry winning a gold medal at the FIBA U18 Americup as an assistant coach with the U.S. U18 team. He'll rejoin the same coaching staff to mentor the US U19 squad at the 2025 FIBA U19 World Cup in June of 2025.

Year One with the Irish (2023-24)

Coach Shrewsberry achieved two of his priorities in the 2023-24 season: establish the right culture at Notre Dame and have the team playing its best basketball at the end of the season. It was a program that returned 1.6% of its scoring and was projected to finish dead last in the ACC. The young Irish team came together and doubled its ACC win total from the year prior, finishing 7-13 in league play. Coach Shrewsberry even received several votes for ACC Coach of the Year. Notre Dame finished with a 13-20 overall record and won one game (First Round vs. Georgia Tech) in the ACC Tournament.

The first key moment of the season included an emphatic 76-54 win over Virginia. What Shrews' crew accomplished had never been done by an Irish team against the Cavaliers ... ever ... it was the largest margin of victory against UVA in the all-time series. In addition, the 76 points were the most scored by an Irish squad against the Cavaliers in regulation in program history. Furthermore, right after the Virginia contest, the Irish almost pulled off the upset to two teams who made the Elite Eight in NC State and Duke.

Next, the Irish bonded together by winning five of six during the final portion of the regular season, which included the final four at home (Georgia Tech, Virginia Tech, Wake Forest, Clemson). From Feb. 1 to March 1, Notre Dame was the biggest mover in kenpom AdjEM across the Power-Five conferences. Another fun stat when the first NET rankings came on Dec. 4, the Irish were 238. On March 10, the Irish were up to 126.

An early Coach Shrewsberry stamp on the program was the defensive intensity. Notre Dame scoring defense of 67.2 finished with a national ranking of 49th in the country, plus 3rd in the ACC. According to KenPom, Notre Dame's defensive efficiency ranked 39th nationally. In ACC play, Notre Dame ranked 2nd in scoring defense (66.4) and 2nd in field goal percentage defense (.417). Of the 20 ACC games - all but three (Virginia Tech on March 9, UNC on March 5 & Syracuse on Feb. 24) were held under their season average, with Miami, Duke and Louisville each held to season-low point totals.



Lastly - two freshman guards flourished under Coach Shrewsberry in Markus Burton and Braeden Shrewsberry. Burton became the program's first ACC Rookie of the Year. He also broke the program freshman scoring record after dropping 577 points. Burton averaged 17.5 points both on the season and in league play, leading the Irish. Shrewsberry was the lone other Irish to finish in double figures, averaging 10.2 points on the year and 11.3 points in ACC play. With that said, Burton and Shrewsberry became the 9th ACC freshmen duo in league history to rank No. 1 and No. 2 for their team in scoring, proving the future is bright in South Bend.

Prior to Notre Dame

Prior to Notre Dame, Shrewsberry produced a historic turnaround as the head coach at Penn State. After a 14-17 first season, Shrewsberry produced a 23-14 mark in 2022-23, just the 12th 20-win season in the 127-year history of Penn State basketball. Furthermore, he collected more Big Ten wins (17) in his first two seasons than any other Penn State head coach.

Shrewsberry certainly captured the nation's attention in late February and into March, going 9-3 over their last 12 games. Shrewsberry then made plenty of noise in the 2023 Big Ten Tournament in Chicago, defeating No. 7 Illinois, No. 2 Northwestern and No. 3 Indiana to reach the championship game as the No. 10 seed. It marked the program's second-ever Big Ten title game appearance. Penn State was just the third double-digit seed to reach the Big Ten Tournament championship game and the first since 2008.

The Nittany Lions then made their first appearance in the NCAA Tournament since 2011. In the first round, Shrewsberry and the Nittany Lions knocked off No. 7 seed and SEC Tournament runner-up Texas A&M, winning the program's first NCAA Tournament game since 2001.

In year one at Penn State, Shrewsberry engineered the Big Ten's best scoring defense and guided the squad to their best defensive season (65.0 points allowed per game) in 11 years. The Nittany Lions advanced to the quarterfinal round of the Big Ten Tournament after winning two postseason games, making Shrewsberry one of just two first-year Big Ten coaches since 2008 to win two Big Ten Tournament games.

Recruiting-wise, Shrewsberry made an instant splash in Happy Valley. In his first year, Shrewsberry signed the highest-ranked recruiting class in program history, a consensus top-30 class. A year later, he signed his second-straight top-30 recruiting class, marking the first time in program history that the Nittany Lions had signed back-to-back top-30 recruiting classes.

Development-wise, Shrewsberry proved himself there as well, turning Jalen Pickett and Seth Lundy into 2nd Round NBA Draft picks. It marked the first time in program history that two Nittany Lions were selected.



2025-26 Notre Dame Men's Basketball



Statistically speaking, the 2022-23 squad set the BIG and Penn State single-season team record for three-pointers made in a season with 385. The Nittany Lions compiled a total of five top-15 national statistical rankings. In addition, Shrewsberry tutored an Associated Press All-American in Jalen Pickett and a total of three All-Big Ten players during the 2022-23 season.

Prior to his time with Penn State, Shrewsberry experienced two separate stints at Purdue – one as assistant coach from 2011-13 and another as associate head coach from 2019-21. Highlights include the 2020-21 season, in which Shrewsberry helped lead the Boilermakers to a 13-6 fourth-place finish in the Big Ten and an 18-10 overall mark, culminating in an NCAA Tournament at-large bid. Trevion Williams claimed first-team All-Big Ten honors, while Zach Edey and Jaden Ivey were All-Freshman Team selections. Shrewsberry played a major role in recruiting Ivey, who grew up in South Bend and is the son of Karen and Kevin Keyes Family Head Women's Basketball Coach Niele Ivey.

Another highlight from his time in West Lafayette includes the 2011-12 squad that produced a 22-13 record and reached the second round of the NCAA Tournament. Under Shrewsberry, Terone Johnson was one of the most improved players in the BIG, netting accolades from conference and national entities.

In between his Purdue stints, Shrewsberry spent six seasons (2013-19) with the NBA's Boston Celtics as an assistant coach under Brad Stevens. During his tenure, the Celtics reached the playoffs in five consecutive seasons, including back-to-back appearances in the Eastern Conference Finals in 2017 and 2018.

Shrewsberry played a key role in the development of current NBA stars Brown and Tatum, who were the No. 3 picks in the 2016 and 2017 NBA Drafts, respectively. Tatum was an NBA All-Rookie Team first-team selection, while Brown earned second-team All-Rookie honors.

The Brad Stevens connection was previously made at Butler University, where Shrewsberry spent one year as the director of operations then three as an assistant coach. With Shrewsberry on the sidelines, the Bulldogs compiled an 87-21 record, won two Horizon League regular-season championships and two Horizon League Tournament titles and made three NCAA Tournament appearances – which included back-to-back runs to the national championship game in 2010 and 2011.

Also at Butler, he aided in the development of Gordon Hayward, who was the 2009 Horizon League Newcomer of the Year, the 2010 Horizon League Player of the Year and a 2010 Final Four All-Tournament Team selection. Hayward was the ninth overall pick in the 2010 NBA Draft by the Utah Jazz.

Continuing on Shrewsberry's basketball journey, he spent time as the director of basketball operations at Marshall University (2003-05) and an assistant coach at DePauw University (2001-03) and Wabash College (2000-01). At DePauw, Shrewsberry led the Tigers to a 42-12 record with a pair of conference championships.

Shrewsberry was also the first men's basketball head coach at Indiana University South Bend. Shrewsberry started his coaching career as a graduate assistant at the University of Indianapolis in 1999-2000.

An Indianapolis area native, Shrewsberry earned his bachelor's degree from Hanover College in 1999 and a master's degree from Indiana State in 2003. As a player at Hanover, Shrewsberry was a three-year starting guard and team tri-captain.

He and his wife, Molly, have four children, Braeden, Nicholas, Caitlin and Grace.



BRADY STEVENS
SOPHOMORE | GUARD

@_bradystevens @_BradyStevens

Height	6-4
Eligibility	Freshman
Hometown	Boston, MA
Previous	Wellesley High

Season Highs

Pts	2 vs Detroit Mercy, 11/7/25
Rebs	
FGM	1 vs Detroit Mercy, 11/7/25
FGA	1, 3x last at North Carolina, 1/21/26
3FGM	
3FGA	1 at North Carolina, 1/21/26
FTM	
FTA	
Ast	1 at North Carolina, 1/21/26
Blk	
Stl	

Double Figure Scoring	0
20+ Point Games	0
Double-Figure Rebounds	0
Double-Doubles	0

Career Highs

Pts	2 vs Detroit Mercy, 11/7/25
Rebs	
FGM	1 vs Detroit Mercy, 11/7/25
FGA	1, 3x last at North Carolina, 1/21/26
3FGM	
3FGA	1 at North Carolina, 1/21/26
FTM	
FTA	
Ast	1 at North Carolina, 1/21/26
Blk	
Stl	

Double Figure Scoring	0
20+ Point Games	0
Double-Figure Rebounds	0
Double-Doubles	0

Sophomore Season (2025-26)

- Dished out his first career assist at North Carolina on Jan. 21.
- Recorded his first collegiate basket (the 100th point of the game in fact) in the win over Detroit Mercy

Freshman Season (2024-25)

- Did not see game action

Prep Recap

Attended Wellesley High

Three-time First Team All-Conference selection

Two career MIAA playoff wins

Scored over 1,000 career points – second most in school history – in only 72 career games

Top-three scoring performances in school history – 41, 37, 34

Averaged 23.1 points, 3.4 assists and 6.2 rebounds as a senior

Prep career highlight – scored 37 points and led his team to a playoff win vs. Doherty Memorial as a junior

Played in the Middlesex Magic program from 2019-22

Was the 2022 16U UAA Spring Champs

Played in the NY Renaissance EYBL program in 2023

Father, Brad Stevens, is President of Basketball Operations with the Boston Celtics. Mother, Tracy Stevens, played soccer at Depauw

2025-26 GAME-BY-GAME																			
Opponent	Date	GS	MIN	Total		3-Pointers		Free throws		Rebounds				PF	A	TO	BLK	STL	PTS
				FG-FGA	PCT	3FG-3FGA	PCT	FT-FTA	PCT	OFF	DEF	TOT	AVG						
Detroit Mercy	11/07/2025		03:08	1-1	1.000	0-0	.000	0-0	.000	0	0	0	0.0	0	0	0	0	0	2
Evansville	12/13/2025		01:57	0-1	.000	0-0	.000	0-0	.000	0	1	1	0.5	0	0	0	0	0	0
at North Carolina	01/21/2026		02:34	0-1	.000	0-1	.000	0-0	.000	0	0	0	0.3	0	1	0	0	0	0
at Syracuse	01/31/2026		00:57	0-0	.000	0-0	.000	0-0	.000	0	0	0	0.3	1	0	0	0	0	0
Totals		0	08:36	1-3	.333	0-1	.000	0-0	.000	0	1	1	0.3	1	1	0	0	0	2

Player Averages												
Games Played	Minutes/game	Points/game	FG Pct	3FG Pct	FT Pct	Rebounds/game	Assists/game	Turnovers/game	Assist/Turnover ratio	Steals/game	Blocks/game	
4	2.2	0.5	33.3	0.0	0.0	0.3	0.3	0.0	1.0	0.0	0.0	

CAREER STATS																			
				Field Goals		3-Point		F-Throws		Rebounds				Scoring					
SEASON	TEAM	GP-GS	MIN/AVG	FG-FGA	FG%	3FG-3FGA	3FG%	FT-FTA	FT%	OFF	DEF	TOT	AVG	PF-FO	A	TO	BLK	STL	PTS
2025-26	ND	4-0	9/2.2	1-3	.333	0-1	.000	0-0	.000	0	1	1	0.3	1-0	1	0	0	0	2
TOTAL		4-0	9/2.2	1-3	.333	0-1	.000	0-0	.000	0	1	1	0.3	1-0	1	0	0	0	2



2

LOGAN IMES
JUNIOR | GUARD

@logan_imes	@ImesLogan
Height	6-4
Eligibility	Junior
Hometown	Zionsville, IN
Previous	Zionsville High

Season Highs

Pts	13	vs Clemson, 1/10/26
Rebs	8, 2x	last vs Miami, 1/13/26
FGM	5, 2x	last vs Clemson, 1/10/26
FGA	10	vs Purdue Fort Wayne, 12/21/25
3FGM	3	vs Clemson, 1/10/26
3FGA	6, 2x	last vs Purdue Fort Wayne, 12/21/25
FTM	2, 2x	last at Virginia Tech, 1/17/26
FTA	4	vs LIU, 11/3/25
Ast	6	at Cal, 1/2/26
Blk	1	vs Florida St, 2/7/26
Stl	4	vs Purdue Fort Wayne, 12/21/25

Double Figure Scoring	2
20+ Point Games	0
Double-Figure Rebounds	0
Double-Doubles	0

Career Highs

Pts	13	vs Clemson, 1/10/26
Rebs	8, 2x	last vs Miami, 1/13/26
FGM	5, 2x	last vs Clemson, 1/10/26
FGA	10	vs Purdue Fort Wayne, 12/21/25
3FGM	3	vs Clemson, 1/10/26
3FGA	6	vs Eastern Illinois, 11/11/25
FTM	5	vs Dartmouth, 12/22/24
FTA	6	last vs Dartmouth, 12/22/24
Ast	6	at Cal, 1/2/26
Blk	1, 7x	last vs Florida St, 2/7/26
Stl	4	vs Purdue Fort Wayne, 12/21/25

Double Figure Scoring	2
20+ Point Games	0
Double-Figure Rebounds	0
Double-Doubles	0

Junior Season (2025-26)

- Played in all 24 games, averaging 19.3 minutes. Dependable ball handler; tough defender.
- Has led the Irish in assists in 6 games this season.
- 4-11 (36.4%) from corner threes this season.
- 12-19 (63.2%) finishing at the rim.
- 40.0% from two point range on the season.
- Last time out: Hit a clutch three with 2:07 remaining to push the Irish ahead by one vs. Florida State. ND ultimately lost by three, 79-82. Imes finished with 7 points, 5 boards, 3 assists. Had best +/- at +6.
- Career high 13 points vs. Clemson on Jan. 10. Drained a career best 3 triples.
- Career highs in rebounds (8) and assists (6) at Cal (1/2). Tied that career high of 8 rebounds again vs. Miami on Jan. 13.

- Earned his first start of the season at Stanford (12/30) and his goal was to lock down Ebuka Okorie and he did just that. Okorie was held to a season low 7 points.

- 12 points vs. Purdue Fort Wayne (12/21). Shot 5-10 from the floor, including 2 triples. Also grabbed a career best 4 steals.

Was a +28 in +/- in the win over Evansville with 3 points, 6 rebounds, and an assist

- In the Missouri game, Imes came in with 5:53 remaining after Haralson fouled out and helped bring the win home. Hit a three with 3:01 remaining.

- Imes was +12 in +/- against #2 Houston. Just 1-of-2 Irish in the positives. Imes started in the 2nd half and was on the floor when the Irish cut it from 16 to 4 points. Converted 2 triples to finish with 6 points.

- Huge three with 4:58 left in the game to help push Irish ahead of Rutgers in 68-63 win.

- Individual 6-0 run in 2nd half of Bellarmine win.

Sophomore Season (2024-25)

- Played in 26-of-33 games, averaging 9.2 min.
- Shot 46.4% from two-point range.
- 5 points on 2-3 shooting at #13 Clemson on Feb. 26.
- 6 points vs. SMU on Feb. 19. Tied his career high of 2 steals.
- Standout game was Le Moyne on Dec. 22. Imes recorded a career high 11 points on 3-5 shooting, plus 5-6 from the free-throw line. He also tied his career high in assists (4) and steals (2).
- Started twice in Las Vegas in place of the injured Markus Burton. Players Era 3-game Stats -- 13 PTS (4.3 ppg); 5-13 FG (.385); 2-6 3PT (.333); 9 REB; 4 AST.
- Played a career high 35 minutes against Rutgers after Burton went down. Drained a career best two triples to tie his career high of eight points.

2025-26 GAME-BY-GAME																				
Opponent	Date	GS	MIN	Total		3-Pointers		Free throws		Rebounds				PF	A	TO	BLK	STL	PTS	AVG
				FG-FGA	PCT	3FG-3FGA	PCT	FT-FTA	PCT	OFF	DEF	TOT	AVG							
LIU	11/03/2025		20:13	0-0	.000	0-0	.000	1-4	.250	1	2	3	3.0	2	3	2	0	2	1	1.0
Detroit Mercy	11/07/2025		19:56	2-6	.333	1-3	.333	1-2	.500	1	4	5	4.0	0	0	0	0	1	6	3.5
Eastern Ill.	11/11/2025		16:50	2-7	.286	1-6	.167	0-0	.000	0	1	1	3.0	1	0	0	0	0	5	4.0
at Ohio St.	11/16/2025		10:10	1-1	1.000	0-0	.000	0-0	.000	0	0	0	2.3	2	0	1	0	1	2	3.5
Bellarmine	11/19/2025		12:32	2-3	.667	1-2	.500	1-2	.500	0	2	2	2.2	1	0	0	0	0	6	4.0
vs Kansas	11/24/2025		03:13	0-1	.000	0-1	.000	0-0	.000	0	0	0	1.8	1	0	0	0	0	0	3.3
vs Rutgers	11/25/2025		11:18	1-2	.500	1-1	1.000	0-1	.000	0	3	3	2.0	1	0	0	0	0	3	3.3
vs Houston	11/26/2025		22:28	2-4	.500	2-4	.500	0-0	.000	1	3	4	2.3	2	2	2	0	1	6	3.6
Missouri	12/02/2025		07:50	1-1	1.000	1-1	1.000	2-2	1.000	2	0	2	2.2	0	0	2	0	1	5	3.8
at TCU	12/05/2025		15:04	1-2	.500	1-1	1.000	0-0	.000	0	0	0	2.0	3	0	0	0	0	3	3.7
Idaho	12/10/2025		19:13	1-5	.200	0-1	.000	0-0	.000	0	1	1	1.9	0	4	1	0	0	2	3.5
Evansville	12/13/2025		18:49	1-3	.333	1-2	.500	0-0	.000	1	5	6	2.3	1	1	0	0	0	3	3.5
Purdue Fort Wayne	12/21/2025		27:56	5-10	.500	2-6	.333	0-0	.000	0	4	4	2.4	4	2	1	0	4	12	4.2
at Stanford	12/30/2025	*	32:04	1-5	.200	0-1	.000	0-0	.000	1	3	4	2.5	1	3	0	0	0	2	4.0
at California	01/02/2026	*	34:43	0-4	.000	0-3	.000	0-0	.000	0	8	8	2.9	2	6	1	0	0	0	3.7
Clemson	01/10/2026	*	27:44	5-9	.556	3-5	.600	0-0	.000	0	3	3	2.9	0	2	2	0	0	13	4.3
Miami (FL)	01/13/2026	*	30:44	1-4	.250	0-1	.000	0-0	.000	4	4	8	3.2	0	6	0	1	2	4.2	
at Virginia Tech	01/17/2026	*	27:14	2-6	.333	0-2	.000	2-3	.667	1	0	1	3.1	2	2	2	0	0	6	4.3
at North Carolina	01/21/2026		21:52	2-8	.250	0-4	.000	0-0	.000	0	2	2	3.0	1	4	0	0	3	4	4.3
Boston College	01/24/2026		17:59	0-5	.000	0-3	.000	1-2	.500	0	3	3	3.0	1	2	1	0	1	1	4.1
Virginia	01/27/2026		17:02	0-0	.000	0-0	.000	0-0	.000	0	2	2	3.0	3	1	1	0	0	0	3.9
at Syracuse	01/31/2026		11:03	0-2	.000	0-1	.000	0-0	.000	0	2	2	2.9	0	0	2	0	0	0	3.7
at Louisville	02/04/2026		15:39	0-0	.000	0-0	.000	0-0	.000	0	1	1	2.8	1	2	0	0	0	0	3.6
Florida St.	02/07/2026		20:48	3-8	.375	1-3	.333	0-1	.000	1	4	5	2.9	0	3	2	1	0	7	3.7
Totals		5	462:25	33-96	.344	15-51	.294	8-17	.471	13	57	70	2.9	29	37	26	1	15	89	3.7

Player Averages

Games Played	Minutes/game	Points/game	FG Pct	3FG Pct	FT Pct	Rebounds/game	Assists/game	Turnovers/game	Assist/Turnover ratio	Steals/game	Blocks/game
24	19.3	3.7	34.4	29.4	47.1	2.9	1.5	1.1	1.4	0.6	0.0

CAREER STATS

				Field Goals		3-Point		F-Throws		Rebounds								Scoring		
SEASON	TEAM	GP-GS	MIN/AVG	FG-FGA	FG%	3FG-3FGA	3FG%	FT-FTA	FT%	OFF	DEF	TOT	AVG	PF-FO	A	TO	BLK	STL	PTS	AVG
2023-24	ND	31-3	546/17.6	20-66	.303	8-36	.222	14-17	.824	5	72	77	2.5	36-0	34	24	3	12	62	2.0
2024-25	ND	26-2	240/9.2	17-45	.378	4-17	.235	11-16	.688	5	20	25	1.0	17-1	16	17	3	5	49	1.9
2025-26	ND	24-5	462/19.3	33-96	.344	15-51	.294	8-17	.471	13	57	70	2.9	29-0	37	26	1	15	89	3.7
TOTAL		81-10	1248/15.4	70-207	.338	27-104	.260	33-50	.660	23	149	172	2.1	82-1	87	67	7	32	200	2.5



3

MARKUS BURTON

JUNIOR | GUARD

@markusburtonn

@markussburton

Height	6-0
Eligibility	Junior
Hometown	Mishawaka, IN
Previous	Penn High

Season Highs

Pts	25	vs Bellarmine, 11/19/25
Rebs	7	vs Houston 11/26/25
FGM	10	vs Bellarmine, 11/19/25
FGA	19	vs Eastern Illinois, 11/11/25
3FGM	2, 4x	last vs Missouri, 12/2/25
3FGA	7	vs Missouri, 12/2/25
FTM	8, 2x	last at Ohio St, 11/16/25
FTA	9, 2x	last at Ohio St, 11/16/25
Ast	10	vs Missouri, 12/2/25
Blk	1	vs Eastern Illinois, 11/11/25
Stl	4	vs Detroit Mercy, 11/7/25

Double Figure Scoring	9
20+ Point Games	5
30+ Point Games	0
Double-Digit Assists	1
Double-Doubles	1

Career Highs

Pts	43	vs Cal, 3/8/25
Rebs	9, 2x	last vs North Dakota, 11/19/24
FGM	13, 2x	last vs Cal, 3/8/25
FGA	29	at Boston College, 2/12/25
3FGM	4, 5x	last vs Cal, 3/8/25
3FGA	9	vs Miami, 1/24/24
FTM	13	vs Cal, 3/8/25
FTA	17	vs Cal, 3/8/25
Ast	10	vs Missouri, 12/2/25
Blk	1, 10x	last vs Eastern Illinois, 11/11/25
Stl	6	vs. Virginia Tech, 2/10/24

Double Figure Scoring	62
20+ Point Games	33
30+ Point Games	4
40+ Point Games	1
Double-Digit Assists	1
Double-Doubles	1

2024-25 GAME-BY-GAME

Opponent	Date	GS	MIN	Total		3-Pointers		Free throws		Rebounds				PF	A	TO	BLK	STL	PTS	AVG
				FG-FGA	PCT	3FG-3FGA	PCT	FT-FTA	PCT	OFF	DEF	TOT	AVG							
LIU	11/03/2025	*	27:11	7-13	.538	2-4	.500	8-9	.889	1	0	1	1.0	4	1	4	0	0	24	24.0
Detroit Mercy	11/07/2025	*	17:46	4-8	.500	1-2	.500	4-5	.800	0	3	3	2.0	4	2	1	0	4	13	18.5
Eastern Ill.	11/11/2025	*	38:18	8-19	.421	1-6	.167	4-4	1.000	0	0	0	1.3	2	3	1	1	2	21	19.3
at Ohio St.	11/16/2025	*	29:48	3-14	.214	0-1	.000	8-9	.889	0	2	2	1.5	3	1	4	0	1	14	18.0
Bellarmine	11/19/2025	*	31:00	10-13	.769	2-4	.500	3-3	1.000	0	1	1	1.4	4	4	2	0	1	25	19.4
vs Kansas	11/24/2025	*	34:39	9-18	.500	0-3	.000	6-6	1.000	1	2	3	1.7	2	1	3	0	3	24	20.2
vs Rutgers	11/25/2025	*	33:58	9-13	.692	2-4	.500	1-1	1.000	2	4	6	2.3	3	5	6	0	3	21	20.3
vs Houston	11/26/2025	*	40:00	6-14	.429	1-4	.250	6-7	.857	1	6	7	2.9	4	5	3	0	0	19	20.1
Missouri	12/02/2025	*	38:02	6-15	.400	2-7	.286	4-4	1.000	1	4	5	3.1	3	10	2	0	1	18	19.9
at TCU	12/05/2025	*	10:17	3-6	.500	0-1	.000	0-0	.000	0	0	0	2.8	0	5	0	0	1	6	18.5
Totals			10 300:59	65-133	.489	11-36	.306	44-48	.917	6	22	28	2.8	29	37	26	1	16	185	18.5

Player Averages

Games Played	Minutes/ game	Points/ game	FG Pct	3FG Pct	FT Pct	Rebounds/ game	Assists/ game	Turnovers/ game	Assist/Turnover ratio	Steals/ game	Blocks/ game
10	30.1	18.5	48.9	30.6	91.7	2.8	3.7	2.6	1.4	1.6	0.1

CAREER STATS

SEASON	TEAM	GP-GS	MIN/AVG	Field Goals		3-Point		F-Throws		Rebounds				Scoring	
				FG-FGA	FG%	3FG-3FGA	3FG%	FT-FTA	FT%	OFF	DEF	TOT	AVG	PF-FO	A
2023-24	ND	33-33	1114/33.7	210-499	.421	42-140	.300	115-140	.821	21	89	110	3.3	95-0	143
2024-25	ND	26-25	876/33.7	194-439	.442	48-128	.375	117-138	.848	7	87	94	3.6	62-1	79
2025-26	ND	10-10	301/30.1	65-133	.489	11-36	.306	44-48	.917	6	22	28	2.8	29-0	37
TOTAL		69-68	2290/33.2	469-1071	.438	101-304	.332	276-326	.847	34	198	232	3.4	186-1	259

Awards

2025-26

Preseason First Team All-ACC // Naismith Trophy Watch List // Bob Cousy Award Watch List // Wooden Award Watch List

2024-25

NABC Great Lakes Second Team All-District // Associated Press First Team All-ACC // Second Team All-ACC // ACC Player of the Week (March 10) // Naismith Trophy College Player of the Year Watch List // Naismith Starting 5 - Bob Cousy PG of the Year Watch List // Preseason All-ACC First Team

Junior Season (2025-26)

- During the Notre Dame's men's basketball game at TCU on Friday, December 5th, Markus Burton sustained a left ankle injury. He underwent surgery on Dec. 10. There is presently no timetable for his return.

- Only 4 instances in the past 3 decades in which a ND player in his first 10 games had 180+ points, 30+ assists & 15+ steals: 2025-26 Markus Burton; 2014-15 Jerian Grant; 2013-14 Jerian Grant; 2002-03 Chris Thomas.

- Was averaging 19.9 ppg heading into TCU where he injured his left ankle halfway through the first half. His current average sits at 18.5 ppg.

- Was wheelin' and dealin' again at the start of TCU game. At 9:48 when he exited, Burton already had six points and five assists.

- Game prior, Burton had one of the most complete games of his career, recording his first collegiate double-double with a team best 18 points and a career best 10 assists. Burton scored or assisted on 8 of the team's final 9 made buckets of the game.

rankings listed are at the time of injury

- Averaged a team best 21.3 ppg in Vegas on 24-45 (.533) shooting. Nearly perfect 13-14 from the stripe.

- Burton's 24 points against Kansas tied for the most by an opponent against the Jayhawks this season.

- Shot 53.1% in the paint - 11% above the DI average.

- Around the rim he was 29-41 (.707). Overall from two he was 55.7%.

- Over his last 5 games, Burton's Assist Percentage was 42.0% which ranked in the 99th percentile.

- Was 44-48 (.917) from the FT line. A career best percentage. Ranked 3rd in the ACC.

- An efficient game: 10-13 FG for 25 points in win over Bellarmine.

- Team best 4 steals vs Detroit Mercy to go with his 13 pts.

- Burton's 19.3 career average ranks 13th amongst active players.



5

COLE CERTA
SOPHOMORE | GUARD



@colecerta



@ColeCerta

Height	6-5
Eligibility	Sophomore
Hometown	Le Roy, IL
Previous	IMG Academy

Season Highs

Pts	34	vs Virginia, 1/27/26
Rebs	4	vs LIU, 11/3/25
FGM	10	vs Virginia, 1/27/26
FGA	19	vs Virginia, 1/27/26
3FGM	6, 2x	last at TCU, 12/5/25
3FGA	14	at Louisville, 2/4/26
FTM	9	vs Virginia, 1/27/26
FTA	11	vs Virginia, 1/27/26
Ast	2, 4x	last vs Florida St, 2/7/26
Blk		
Stl	1, 7x	last at Syracuse, 2/4/26

Double Figure Scoring	10
20+ Point Games	3
30+ Point Games	1
Double-Figure Rebounds	0
Double-Doubles	0

Career Highs

Pts	34	vs Virginia, 1/27/26
Rebs	4	vs LIU, 11/3/25
FGM	10	vs Virginia, 1/27/26
FGA	19	vs Virginia, 1/27/26
3FGM	6, 2x	last at TCU, 12/5/25
3FGA	14	at Louisville, 2/4/26
FTM	9	vs Virginia, 1/27/26
FTA	11	vs Virginia, 1/27/26
Ast	2, 5x	last vs Florida St, 2/7/26
Blk	1	at Clemson, 2/26/25
Stl	1, 7x	last at Syracuse, 2/4/26

Double Figure Scoring	11
20+ Point Games	3
30+ Point Games	1
Double-Figure Rebounds	0
Double-Doubles	0

2024-25 GAME-BY-GAME

Opponent	Date	GS	MIN	Total		3-Pointers		Free throws		Rebounds				PF	A	TO	BLK	STL	PTS	AVG	
				FG-FGA	PCT	3FG-3FGA	PCT	FT-FTA	PCT	OFF	DEF	TOT	AVG								
LIU	11/03/2025		24:59	6-10	.600	6-9	.667	4-4	1.000	2	2	4	4.0	2	2	2	0	0	22	22.0	
Detroit Mercy	11/07/2025		20:56	2-8	.250	2-7	.286	0-0	.000	0	0	0	2.0	1	1	0	0	0	6	14.0	
Eastern Ill.	11/11/2025		08:17	0-3	.000	0-3	.000	0-0	.000	0	0	0	1.3	0	0	0	0	0	0	9.3	
at Ohio St.	11/16/2025		07:49	0-0	.000	0-0	.000	0-0	.000	0	0	0	1.0	0	0	0	0	0	0	7.0	
Bellarmine	11/19/2025		20:09	2-5	.400	2-5	.400	6-6	1.000	1	1	2	1.2	2	1	2	0	0	12	8.0	
vs Kansas	11/24/2025		21:19	1-5	.200	1-5	.200	2-2	1.000	0	1	1	1.2	0	1	0	0	1	5	7.5	
vs Rutgers	11/25/2025		10:30	0-4	.000	0-3	.000	0-0	.000	0	1	1	1.1	1	1	0	0	0	0	6.4	
vs Houston	11/26/2025		20:11	2-6	.333	2-6	.333	2-2	1.000	0	3	3	1.4	4	1	0	0	1	8	6.6	
Missouri	12/02/2025		17:16	4-7	.571	4-7	.571	2-2	1.000	0	0	0	1.2	0	1	0	0	0	14	7.4	
at TCU	12/05/2025		32:31	6-14	.429	6-12	.500	2-2	1.000	1	1	2	1.3	2	1	0	0	0	20	8.7	
Idaho	12/10/2025	*	31:50	5-7	.714	3-4	.750	2-2	1.000	1	2	3	1.5	0	1	0	0	1	15	9.3	
Evansville	12/13/2025	*	25:46	2-5	.400	1-3	.333	0-0	.000	0	2	2	1.5	1	0	2	0	1	5	8.9	
Purdue Fort Wayne	12/21/2025	*	25:03	2-8	.250	1-7	.143	2-2	1.000	0	1	1	1.5	2	1	0	0	0	7	8.8	
at Stanford	12/30/2025		13:32	0-3	.000	0-3	.000	5-5	1.000	0	0	0	1.4	3	0	0	0	0	5	8.5	
at California	01/02/2026		23:41	4-10	.400	3-7	.429	5-7	.714	1	1	2	1.4	0	0	1	0	0	16	9.0	
Clemson	01/10/2026		22:52	2-5	.400	2-3	.667	2-2	1.000	0	1	1	1.4	1	0	0	0	0	8	8.9	
Miami (FL)	01/13/2026		23:38	3-8	.375	2-5	.400	0-0	.000	1	1	2	1.4	3	0	2	0	0	8	8.9	
at Virginia Tech	01/17/2026		29:15	3-8	.375	2-7	.286	6-6	1.000	0	1	1	1.4	2	0	0	0	0	14	9.2	
at North Carolina	01/21/2026	*	24:11	2-9	.222	1-5	.200	4-4	1.000	1	1	2	1.4	0	0	1	0	0	9	9.2	
Boston College	01/24/2026	*	29:07	1-9	.111	1-6	.167	6-6	1.000	0	3	3	1.5	3	2	0	0	1	9	9.2	
Virginia	01/27/2026	*	40:29	10-19	.526	5-13	.385	9-11	.818	1	1	2	1.5	0	1	1	0	0	34	10.3	
at Syracuse	01/31/2026	*	32:33	2-9	.222	2-7	.286	1-2	.500	1	1	2	1.5	1	2	1	0	1	7	10.2	
at Louisville	02/04/2026	*	35:08	6-18	.333	5-14	.357	1-2	.500	1	2	3	1.6	2	1	1	0	1	18	10.5	
Florida St.	02/07/2026	*	37:31	5-15	.333	4-11	.364	0-0	.000	1	2	3	1.7	0	2	1	0	0	14	10.7	
Totals			9	578:34	70-195	.359	55-152	.362	61-67	.910	12	28	40	1.7	30	19	14	0	7	256	10.7

Player Averages

Games Played	Minutes/ game	Points/ game	FG Pct	3FG Pct	FT Pct	Rebounds/ game	Assists/ game	Turnovers/ game	Assist/Turnover ratio	Steals/ game	Blocks/ game
24	24.1	10.7	35.9	36.2	91.0	1.7	0.8	0.6	1.4	0.3	0.0

CAREER STATS

				Field Goals		3-Point		F-Throws		Rebounds								Scoring		
SEASON	TEAM	GP-GS	MIN/AVG	FG-FGA	FG%	3FG-3FGA	3FG%	FT-FTA	FT%	OFF	DEF	TOT	AVG	PF-FO	A	TO	BLK	STL	PTS	AVG
2024-25	ND	18-0	145/8.0	12-40	.300	10-36	.278	11-12	.917	1	3	4	0.2	12-0	5	6	1	0	45	2.5
2025-26	ND	24-9	579/24.1	70-195	.359	55-152	.362	61-67	.910	12	28	40	1.7	30-0	19	14	0	7	256	10.7
TOTAL		42-9	723/17.2	82-235	.349	65-188	.346	72-79	.911	13	31	44	1.0	42-0	24	20	1	7	301	7.2

Sophomore Season (2025-26)

- Played in all 24 games, averaging 24.1 minutes - more than doubled from last season.

- Exploded for a career high 34 points vs. #17 Virginia on Jan. 27. Certa was 10-19 from the field, 5-13 from three & 9-11 from the FT line. Certa's 34 points were the most by a Notre Dame player against an AP-ranked team since Nov. 26, 2008, when Kyle McAlarney scored 39 in a loss to No. 1 UNC. His 34 points were also the 3rd most by a ND player in an ACC contest, trailing just Markus Burton's 43 points vs. Cal (4OT) & Matt Farrell's 37 points against Boston College.

- Last 5 games: 1-of-3 Irish averaging at least 16 ppg. Certa's averaging 16.4 ppg on 34.3% shooting, 17-51 (.333) from three.. Certa & Shrewsberry have combined for 33 threes in that span.

- Ranks 13th in the nation, 1st in the ACC, in free throw percentage at 91.0%. He's 61-67 on the year.

- His FT% number would rank 1st all-time in a season if it holds. Current placeholder is Steve Vasturia's 91.0%.

- 2nd most ppg on team in ACC play with 12.9. 33.6% from the field & 32.9% from three.

- 17.3 ppg against ranked opposition this year - team best.

- Currently 36.2% from three, averaging 2.3 made threes/game.

- Certa is best from the corner where he's 44.2% from three (19-43).

- Last week: back-to-back games in double figures at #24 Louisville & vs. FSU. Certa made a combined 9 threes. 18 points vs the Cards & 14 points vs the Seminoles.

- other ACC games in double figures before his Virginia career high - 16 points behind three triples at Cal // 14 points at Virginia Tech.

- The 3 straight games in double figures (Missouri, TCU, Idaho) marked a career best streak.

- Lightning in a bottle in the second half of TCU. Certa drained four consecutive three-pointers to start the second half and eventually hit five in the half and six total in the game. Certa finished with a co-team best 20 points.

- Certa-fied bucket struck again at the end of the Missouri (12/2) win. Cole drained three triples in the last 4:35 of the game, including the game-winner with 17 seconds left. Cole finished with 14 points on 4-7 shooting from three.

- Hit a pair of threes against #2 Houston, finishing with 8 points, 3 rebounds, 1 assist & 1 steal.

- Player of the Game in the opening win over LIU, going off for 22 points. He drained 6-9 from three-point range.

Freshman Season (2024-25)

- Played in 18-of-33 games, averaging 8.0 min.

- Converted two clutch free throws with four seconds left in the 112-10 4OT win over Cal.

- Another hero moment for Certa vs. Stanford on March 5. Down one with 18 seconds left, Certa drained a corner three right in front his bench for the eventual 56-54 win.

- Feb. 22 - a 76-72 win over Pitt - Will forever be known as the Cole Certa game. Certa recorded all 12 of his points in the 2nd half but it all stemmed from a 125-second period in which he drained 3 triples.



6

BRADY KOEHLER
FRESHMAN | FORWARD

@brady__koehler @BradyKoehler3

Height	6-10
Eligibility	Freshman
Hometown	Fishers, IN
Previous	Cathedral High

Season Highs

Pts	17	at Virginia Tech, 1/17/26
Rebs	10	vs Virginia, 1/27/26
FGM	5	at Virginia Tech, 1/17/26
FGA	10	at Louisville, 2/4/26
3FGM	2, 3x	last at Louisville, 2/4/26
3FGA	5	at Louisville, 2/4/26
FTM	9	vs Virginia, 1/27/26
FTA	10	vs Virginia, 1/27/26
Ast	1, 4x	last vs Florida St, 2/7/26
Blk	4, 2x	last vs Virginia, 1/27/26
Stl	4	at Louisville, 2/4/26

Double Figure Scoring	4
20+ Point Games	0
Double-Figure Rebounds	1
Double-Doubles	1

Career Highs

Pts	17	at Virginia Tech, 1/17/26
Rebs	10	vs Virginia, 1/27/26
FGM	5	at Virginia Tech, 1/17/26
FGA	10	at Louisville, 2/4/26
3FGM	2, 3x	last at Louisville, 2/4/26
3FGA	5	at Louisville, 2/4/26
FTM	9	vs Virginia, 1/27/26
FTA	10	vs Virginia, 1/27/26
Ast	1, 4x	last vs Florida St, 2/7/26
Blk	4, 2x	last vs Virginia, 1/27/26
Stl	4	at Louisville, 2/4/26

Double Figure Scoring	4
20+ Point Games	0
Double-Figure Rebounds	1
Double-Doubles	1

2025-26 GAME-BY-GAME

Opponent	Date	GS	MIN	Total		3-Pointers		Free throws		Rebounds				PF	A	TO	BLK	STL	PTS	AVG
				FG-FGA	PCT	3FG-3FGA	PCT	FT-FTA	PCT	OFF	DEF	TOT	AVG							
LIU	11/03/2025		06:20	0-1	.000	0-1	.000	1-2	.500	0	2	2	2.0	2	1	0	0	0	1	1.0
Detroit Mercy	11/07/2025		14:32	4-6	.667	2-4	.500	0-0	.000	1	3	4	3.0	3	0	1	1	0	10	5.5
Eastern Ill.	11/11/2025		02:46	0-0	.000	0-0	.000	0-0	.000	0	0	0	2.0	0	0	0	0	0	0	3.7
at Ohio St.	11/16/2025		07:12	0-0	.000	0-0	.000	0-0	.000	0	2	2	2.0	0	0	0	0	0	0	2.8
Bellarmine	11/19/2025		13:02	2-3	.667	0-1	.000	0-0	.000	1	2	3	2.2	3	0	1	0	0	4	3.0
vs Kansas	11/24/2025		04:22	0-0	.000	0-0	.000	0-0	.000	0	0	0	1.8	0	0	0	0	0	0	2.5
vs Rutgers	11/25/2025		03:25	1-3	.333	1-2	.500	0-0	.000	1	0	1	1.7	0	0	0	0	0	3	2.6
Missouri	12/02/2025		07:58	1-2	.500	1-1	1.000	0-0	.000	0	0	0	1.5	3	0	2	1	1	3	2.6
at TCU	12/05/2025		13:24	2-5	.400	0-1	.000	0-2	.000	2	2	4	1.8	2	1	2	0	0	4	2.8
Idaho	12/10/2025		22:06	1-3	.333	0-0	.000	0-0	.000	0	4	4	2.0	1	0	0	4	0	2	2.7
Evansville	12/13/2025		18:30	1-4	.250	0-2	.000	3-3	1.000	0	1	1	1.9	5	0	2	0	2	5	2.9
Purdue Fort Wayne	12/21/2025		08:57	1-3	.333	1-2	.500	0-0	.000	0	1	1	1.8	2	0	2	0	0	3	2.9
at Stanford	12/30/2025		07:53	3-5	.600	1-1	1.000	0-0	.000	1	1	2	1.8	2	0	0	0	0	7	3.2
at California	01/02/2026		06:13	2-3	.667	1-2	.500	0-0	.000	0	1	1	1.8	3	0	0	0	0	5	3.4
Clemson	01/10/2026		19:37	2-8	.250	0-2	.000	2-3	.667	3	3	6	2.1	3	0	1	1	0	6	3.5
Miami (FL)	01/13/2026		08:16	2-3	.667	1-1	1.000	0-0	.000	0	2	2	2.1	1	0	0	0	0	5	3.6
at Virginia Tech	01/17/2026		21:52	5-7	.714	2-3	.667	5-6	.833	1	2	3	2.1	4	1	1	0	2	17	4.4
at North Carolina	01/21/2026	*	22:43	1-5	.200	0-1	.000	0-3	.000	2	1	3	2.2	2	0	0	0	1	2	4.3
Boston College	01/24/2026	*	18:06	1-4	.250	1-3	.333	0-0	.000	1	3	4	2.3	3	0	0	2	0	3	4.2
Virginia	01/27/2026	*	41:47	3-5	.600	1-2	.500	9-10	.900	1	9	10	2.7	5	0	1	4	3	16	4.8
at Syracuse	01/31/2026	*	19:20	1-3	.333	0-2	.000	2-2	1.000	0	2	2	2.6	5	0	1	0	1	4	4.8
at Louisville	02/04/2026	*	32:04	4-10	.400	2-5	.400	1-2	.500	0	4	4	2.7	3	0	1	2	4	11	5.0
Florida St.	02/07/2026	*	19:27	1-3	.333	0-2	.000	2-3	.667	2	3	5	2.8	3	1	2	1	1	4	5.0
Totals		6	339:51	38-86	.442	14-38	.368	25-36	.694	16	48	64	2.8	55	4	17	16	15	115	5.0

Player Averages

Games Played	Minutes/game	Points/game	FG Pct	3FG Pct	FT Pct	Rebounds/game	Assists/game	Turnovers/game	Assist/Turnover ratio	Steals/game	Blocks/game
23	14.8	5.0	44.2	36.8	69.4	2.8	0.2	0.7	0.2	0.7	0.7

CAREER STATS

SEASON TEAM	GP-GS	MIN/AVG	Field Goals		3-Point		F-Throws		Rebounds				Scoring	
			FG-FGA	FG%	3FG-3FGA	3FG%	FT-FTA	FT%	OFF	DEF	TOT	AVG	PF-FO	A TO BLK STL PTS AVG
2025-26 ND	23-6	340/14.8	38-86	.442	14-38	.368	25-36	.694	16	48	64	2.8	55-3	4 17 16 15 115 5.0
TOTAL	23-6	340/14.8	38-86	.442	14-38	.368	25-36	.694	16	48	64	2.8	55-3	4 17 16 15 115 5.0

Freshman Season (2025-26)

- Played in 23-of-24 games, averaging 14.8 minutes off the bench. Has made 6 straight starts.
- He's shooting 50.0% from two-point range.
- His hot zone is the midrange - where he's 53.3%. Plus 13-19 (68.4%) around the rim.
- Shooting 40.0% in above break threes.
- Averaging 7.3 points in ACC play on 44.6% shooting, 9-24 (37.5%) from three.
- 4th game in double figures with 11 points at #24 Louisville. Koehler was 2-5 from three.
- Best game of his season in 2OT loss to #17 Virginia, where he recorded his first career double-double with 16 points and 10 rebounds (season high). Also tied his high of 4 blocks and set a new high of 3 steals. He played every minute of the 2nd half. Set a new best of 9-10 from the FT line.
- Was ND's best player at Virginia Tech on Jan. 17. Scored 15 of his career high 17 points in the 2nd half. Overall, he was 5-7 from the field, plus 2-3 from three & 5-6 from the stripe.
- Scored 7 straight points for the Irish in the 2nd half at Stanford.
- Recorded a career-high 4 blocks in the win over Idaho (12/10)
- Was a key reserve in both wins vs. Missouri (12/2) & TCU. Against Mizzou, Koehler hit a huge three halfway thru 2nd half. At TCU, he collected 4 points & 4 rebounds.
- Drained a three in the win over Rutgers in Vegas.
- First collegiate double digit scoring performance in game 2 vs. Detroit Mercy. Koehler dropped 10 pts on 4-6 shooting.

Prep Career

- A consensus top-100 recruit. Finished with an ESPN national ranking of 82
- Attended Coach Shrewsberry's former high school in Cathedral.
- 2025 AP Indiana Boys Basketball All-State First Team
- 2025 IBCA Senior Supreme 15 All-State
- 2025 Indiana All-Star selection
- 2025 Midwest Challenge participant on Team Indiana
- As a senior, Koehler averaged 16.3 points, 6.6 rebounds, 3.0 assists, 2.0 steals and 2.0 blocks
- Averaged 15.5 points, 6.5 rebounds and 2.3 blocks per game in his junior season. In addition, he shot 38.6 percent (32-for-83) from beyond the arc.
- Named 2024 Indiana Junior All-Star.
- Koehler and Jalen Haralson are no strangers to each other for they were teammates on the Indy Heat 17U EYBL squad.



7

RYDER FROST
FRESHMAN | FORWARD

@ryderfrost	@RyderFrost7
Height	6-7
Eligibility	Freshman
Hometown	Beverly, MA
Previous	Phillips Exeter Academy

Season Highs

Pts	15 vs LIU, 11/3/25
Rebs	3, 2x last at North Carolina, 1/21/26
FGM	5 vs LIU, 11/3/25
FGA	8 vs Houston, 11/26/25
3FGM	4 vs LIU, 11/3/25
3FGA	7 vs Houston, 11/26/25
FTM	2 vs Detroit Mercy, 11/7/25
FTA	2, 4x last at North Carolina, 1/21/26
Ast	1, 2x last vs Houston, 11/26/25
Blk	
Stl	1 vs Detroit Mercy, 11/7/25

Double Figure Scoring	3
20+ Point Games	0
Double-Figure Rebounds	0
Double-Doubles	0

Career Highs

Pts	15 vs LIU, 11/3/25
Rebs	3, 2x at North Carolina, 1/21/26
FGM	5 vs LIU, 11/3/25
FGA	8 vs Houston, 11/26/25
3FGM	4 vs LIU, 11/3/25
3FGA	7 vs Houston, 11/26/25
FTM	2 vs Detroit Mercy, 11/7/25
FTA	2, 4x last at North Carolina, 1/21/26
Ast	1, 2x last vs Houston, 11/26/25
Blk	
Stl	1 vs Detroit Mercy, 11/7/25

Double Figure Scoring	3
20+ Point Games	0
Double-Figure Rebounds	0
Double-Doubles	0

2025-26 GAME-BY-GAME

Opponent	Date	GS	MIN	Total		3-Pointers		Free throws		Rebounds				PF	A	TO	BLK	STL	PTS	AVG
				FG-FGA	PCT	3FG-3FGA	PCT	FT-FTA	PCT	OFF	DEF	TOT	AVG							
LIU	11/03/2025		13:35	5-6	.833	4-5	.800	1-2	.500	1	1	2	2.0	1	1	0	0	0	15	15.0
Detroit Mercy	11/07/2025		13:08	3-6	.500	2-5	.400	2-2	1.000	0	1	1	1.5	1	0	1	0	1	10	12.5
Eastern Ill.	11/11/2025		03:33	0-1	.000	0-1	.000	0-0	.000	0	2	2	1.7	0	0	0	0	0	0	8.3
at Ohio St.	11/16/2025		01:42	0-1	.000	0-1	.000	0-0	.000	0	0	0	1.3	0	0	0	0	0	0	6.3
vs Kansas	11/24/2025		02:42	0-1	.000	0-1	.000	0-0	.000	0	0	0	1.0	0	0	0	0	0	0	5.0
vs Rutgers	11/25/2025		00:28	0-0	.000	0-0	.000	0-0	.000	0	0	0	0.8	0	0	0	0	0	0	4.2
vs Houston	11/26/2025		23:40	2-8	.250	1-7	.143	0-0	.000	1	2	3	1.1	0	1	0	0	0	5	4.3
Missouri	12/02/2025		01:14	0-2	.000	0-2	.000	0-0	.000	0	0	0	1.0	0	0	0	0	0	0	3.8
at TCU	12/05/2025		00:10	0-0	.000	0-0	.000	0-0	.000	0	1	1	1.0	0	0	0	0	0	0	3.3
Evansville	12/13/2025		01:57	0-1	.000	0-1	.000	0-0	.000	0	0	0	0.9	0	0	0	0	0	0	3.0
Purdue Fort Wayne	12/21/2025		02:40	0-0	.000	0-0	.000	0-0	.000	0	0	0	0.8	0	0	0	0	0	0	2.7
at Stanford	12/30/2025		00:17	0-0	.000	0-0	.000	0-0	.000	0	0	0	0.8	0	0	0	0	0	0	2.5
Clemson	01/10/2026		04:46	0-0	.000	0-0	.000	0-0	.000	0	0	0	0.7	0	0	0	0	0	0	2.3
Miami (FL)	01/13/2026		11:39	2-5	.400	2-5	.400	1-2	.500	0	2	2	0.8	2	0	0	0	0	7	2.6
at North Carolina	01/21/2026		14:23	3-4	.750	3-4	.750	1-2	.500	1	2	3	0.9	3	0	0	0	0	10	3.1
Boston College	01/24/2026		05:54	1-2	.500	1-2	.500	0-0	.000	0	0	0	0.9	2	0	1	0	0	3	3.1
Virginia	01/27/2026		04:20	0-1	.000	0-0	.000	0-0	.000	0	0	0	0.8	1	0	0	0	0	0	2.9
at Syracuse	01/31/2026		03:33	0-2	.000	0-2	.000	0-0	.000	0	0	0	0.8	0	0	0	0	0	0	2.8
at Louisville	02/04/2026		01:24	1-1	1.000	1-1	1.000	0-0	.000	0	0	0	0.7	0	0	0	0	0	3	2.8
Totals		0	111:04	17-41	.415	14-37	.378	5-8	.625	3	11	14	0.7	10	2	2	0	1	53	2.8

Player Averages

Games Played	Minutes/ game	Points/ game	FG Pct	3FG Pct	FT Pct	Rebounds/ game	Assists/ game	Turnovers/ game	Assist/Turnover ratio	Steals/ game	Blocks/ game
19	5.8	2.8	41.5	37.8	62.5	0.7	0.1	0.1	1.0	0.1	0.0

Freshman Season [2025-26]

- Seen action in 19 of 24 games.
- Averaging 2.8 ppg on 5.8 minutes per game.
- Fewer three point attempts than most of his ND teammates, but with that said, he boasts the 2nd best 3pt% at 37.8%
- 10 points in 14 minutes at North Carolina (1/21). Efficient from three, going 3-4.
- Came off the bench vs. Miami (1/13) and scored 7 straight points for the Irish, including 2 triples.
- Season best 24 minutes against #2 Houston in Vegas. Recorded 5 points, 3 rebounds, 1 assist.
- First two games = back-to-back double digit scoring games for the freshman despite not starting. Frost was a combined 8-12 from the field and 6-10 from beyond the arc.
- One of the breakout performers in game one, scoring all of his 15 points in the 2nd half. Frost didn't miss in the half, going 4-4 from deep, 5-5 from the field.

Prep Career

- Consensus top-100 recruit nationally. Ranked 79th by ESPN
- 2025 Capital Classic participant with the United States All-Stars – earned team MVP after recording 18 points behind 6-8 shooting from three.
- Finished in the top-10 17U leaders in Box Plus-Minus from AAU at 10.9.
- Landed on Paul Biancardi's 2025 top shot-makers list.
- Averaged 21.6 points, 7.7 rebounds and 3.2 assists per game in his junior season as he led Phillips Exeter to a NEPSAC Class A championship.
- Frost made nearly 44 percent of his 201 three-point attempts.
- Ultimately named the 2024 NEPSAC Class A Player of the Year.
- Played on the Under Armour Association circuit in the summer of 2024 with 17U Middlesex Magic. He shot 48.0 percent from the field (98-of-204) and 45.2 percent from three (70-of-155), averaging 15.8 points, 5.4 rebounds and 1.8 assists in 18 games.
- His 45 percent clip from three-point range led the Under Armour circuit.

CAREER STATS

SEASON	TEAM	GP-GS	MIN/AVG	Field Goals		3-Point		F-Throws		Rebounds				Scoring			
				FG-FGA	FG%	3FG-3FGA	3FG%	FT-FTA	FT%	OFF	DEF	TOT	AVG	PF-FO	A	TO	BLK
2025-26	ND	19-0	111/5.8	17-41	.415	14-37	.378	5-8	.625	3	11	14	0.7	10-0	2	2	0
TOTAL		19-0	111/5.8	17-41	.415	14-37	.378	5-8	.625	3	11	14	0.7	10-0	2	2	0



10

JALEN HARALSON

FRESHMAN | GUARD

	@jalen.haralson		@JalenHaralson3
Height	6-7		
Eligibility	Freshman		
Hometown	Anderson, IN		
Previous	La Lumiere		

Season Highs

Pts	26	at Syracuse, 1/31/26
Rebs	9	vs Purdue Fort Wayne, 12/21/25
FGM	9	at Syracuse, 1/31/26
FGA	16, 3x	last at North Carolina, 1/21/26
3FGM	3	vs Clemson, 1/10/26
3FGA	4	vs Clemson, 1/10/26
FTM	9	vs Purdue Fort Wayne, 12/21/25
FTA	11, 2x	last at Syracuse, 1/31/26
Ast	9	at TCU, 12/5/25
Blk	1, 6x	last at Cal, 1/2/26
Stl	2, 2x	last vs Evansville, 12/13/25

Double Figure Scoring	20
20+ Point Games	5
Double-Figure Rebounds	0
Double-Doubles	0

Career Highs

Pts	26	at Syracuse, 1/31/26
Rebs	9	vs Purdue Fort Wayne, 12/21/25
FGM	9	at Syracuse, 1/31/26
FGA	16, 3x	last at North Carolina, 1/21/26
3FGM	3	vs Clemson, 1/10/26
3FGA	4	vs Clemson, 1/10/26
FTM	9	vs Purdue Fort Wayne, 12/21/25
FTA	11, 2x	last at Syracuse, 1/31/26
Ast	9	at TCU, 12/5/25
Blk	1, 6x	last at Cal, 1/2/26
Stl	2, 2x	last vs Evasville 12/13/25

Double Figure Scoring	20
20+ Point Games	5
Double-Figure Rebounds	0
Double-Doubles	0

2025-26 GAME-BY-GAME																					
Opponent	Date	GS	MIN	Total		3-Pointers		Free throws		Rebounds				PF	A	TO	BLK	STL	PTS	AVG	
				FG-FGA	PCT	3FG-3FGA	PCT	FT-FTA	PCT	OFF	DEF	TOT	AVG								
LIU	11/03/2025	*	12:23	2-7	.286	0-1	.000	0-1	.000	0	3	3	3.0	1	0	4	0	0	4	4.0	
Eastern Ill.	11/11/2025		25:37	6-6	1.000	0-0	.000	5-6	.833	1	4	5	4.0	3	3	2	0	1	17	10.5	
at Ohio St.	11/16/2025		26:18	5-10	.500	0-0	.000	3-3	1.000	0	2	2	3.3	3	3	3	1	2	13	11.3	
Bellarmino	11/19/2025	*	29:57	6-12	.500	0-2	.000	4-9	.444	3	1	4	3.5	2	5	1	0	0	16	12.5	
vs Kansas	11/24/2025	*	24:54	5-14	.357	0-2	.000	3-5	.600	3	2	5	3.8	3	1	1	1	0	13	12.6	
vs Rutgers	11/25/2025	*	28:31	6-12	.500	0-0	.000	3-4	.750	0	1	1	3.3	4	1	1	0	1	15	13.0	
vs Houston	11/26/2025	*	22:19	4-8	.500	0-1	.000	6-8	.750	1	1	2	3.1	0	0	1	1	0	14	13.1	
Missouri	12/02/2025	*	21:30	5-7	.714	0-0	.000	3-4	.750	1	3	4	3.3	5	2	2	0	1	13	13.1	
at TCU	12/05/2025	*	37:56	8-12	.667	0-1	.000	4-7	.571	1	4	5	3.4	3	9	5	1	0	20	13.9	
Idaho	12/10/2025	*	25:18	8-16	.500	0-0	.000	4-7	.571	1	1	2	3.3	2	2	2	0	0	20	14.5	
Evansville	12/13/2025	*	19:02	4-16	.250	0-1	.000	2-3	.667	1	1	2	3.2	0	3	2	0	2	10	14.1	
Purdue Fort Wayne	12/21/2025	*	27:08	6-13	.462	0-0	.000	9-11	.818	5	4	9	3.7	1	4	6	1	0	21	14.7	
at Stanford	12/30/2025	*	29:51	5-14	.357	0-2	.000	3-8	.375	1	3	4	3.7	1	0	8	0	0	13	14.5	
at California	01/02/2026	*	30:37	5-9	.556	2-3	.667	5-10	.500	1	3	4	3.7	1	4	2	1	0	17	14.7	
Clemson	01/10/2026	*	26:48	6-11	.545	3-4	.750	3-5	.600	0	0	0	3.5	3	0	2	0	0	18	14.9	
Miami (FL)	01/13/2026	*	33:32	6-13	.462	0-1	.000	6-10	.600	0	3	3	3.4	1	2	5	0	0	18	15.1	
at Virginia Tech	01/17/2026	*	20:34	4-6	.667	0-1	.000	0-0	.000	3	1	4	3.5	4	2	3	0	1	8	14.7	
at North Carolina	01/21/2026	*	18:45	6-16	.375	0-1	.000	1-2	.500	4	2	6	3.6	2	1	0	0	0	13	14.6	
Boston College	01/24/2026	*	27:18	8-13	.615	0-1	.000	1-4	.250	1	3	4	3.6	3	2	0	0	0	17	14.7	
Virginia	01/27/2026	*	43:52	6-11	.545	0-1	.000	8-10	.800	1	3	4	3.7	3	7	2	0	1	20	15.0	
at Syracuse	01/31/2026	*	31:08	9-12	.750	0-0	.000	8-11	.727	0	2	2	3.6	4	4	2	0	1	26	15.5	
at Louisville	02/04/2026	*	28:50	3-9	.333	0-1	.000	2-4	.500	2	5	7	3.7	2	5	6	0	1	8	15.2	
Florida St.	02/07/2026	*	15:11	5-9	.556	0-1	.000	5-5	1.000	0	4	4	3.7	5	1	3	0	0	15	15.2	
Totals			21	607:19	128-256	.500	5-24	.208	88-137	.642	30	56	86	3.7	56	61	63	6	11	349	15.2

Player Averages

Games Played	Minutes/ game	Points/ game	FG Pct	3FG Pct	FT Pct	Rebounds/ game	Assists/ game	Turnovers/ game	Assist/Turnover ratio	Steals/ game	Blocks/ game
23	26.4	15.2	50.0	20.8	64.2	3.7	2.7	2.7	1.0	0.5	0.3

Freshman Season (2025-26)

- 21 starts, 23 games played, averaging 26.4 minutes. Missed game 2 due to concussion protocol.

- Currently ranks **5th amongst ACC freshmen in scoring** at 15.2 ppg. Same ranking of 5th if you use ACC only games.

- Averaging a team best 15.7 ppg in ACC play - shooting 51.2% from the field - latter ranks 7th in the league.

- Last 5 games: 1-of-3 Irish averaging over 16. In that span: 17.2 ppg (86 pts) on 31-54 shooting (57.4%). Team best 19 assists as well (3.8 apg).

- During that span: 1st 20-point game in ACC play with 20 vs. #17 Virginia. Followed that with a career high 26 points at Syracuse, with 19 coming in the 2nd half on 6-7 shooting.

- BC win on Jan. 24 - recorded 11 of his 17 points in the second half and finished 8-13 overall.

- His 15 straight games in double figures came to an end at Virginia Tech on Jan. 17 when he scored eight. **Only 3 games in which he didn't reach double figures.**

- Went his first 13 games without a three but then went a combined 5-7 vs. Cal & Clemson.

- Starting Hot - First 10 minutes of each Cal, Clemson, Miami - a combined 10-13 from the field for 27 points. Vs. Clemson (1/10) - scored 11 of the team's first 17 points & finished with a team high 18. At Cal (1/2) - scored the first 10 points of the game, which included draining his first two threes of his career, finishing with 17 points.

- **Converting 69.5% from within 4.5 feet.**

- Shooting 53.0% overall from 2-point range & 62.0% over the last 5 games.

- Leads the team in FT attempts, averaging 6.0 per game.

- Haralson was CLUTCH at TCU, hitting the game-tying fadeaway shot with three seconds left to send it to overtime. He finished 8-12 from the floor to total 20 points; plus 5 rebounds and a career best 9 assists. ND players to match those marks in a game in last 30 seasons: Jerian Grant in 2015 / Chris Thomas x3 (twice in 2002 and once in 2005).

- Game prior, he ignited a great 2nd half start in win over Missouri, scoring 7 of the team's first 9 points. Ultimately finished with 13 points on 5-7 shooting.

- Averaged second most points in Vegas with 14.0 ppg. Haralson was 15-34 (.441) from the field.

- Bounced back in game 3 in impressive fashion, earning Coach Shrews' Fight Night Belt. Haralson dropped 17 points, with 13 coming in the 2nd half. Haralson was a perfect 6-6 from the field.

Prep Career

- Highest-rated prospect to commit to the Irish in the modern history of the program.

- A consensus five-star recruit and the top-ranked prospect in the state of Indiana. Finished with a top-20 recruit ranking by both ESPN and 247 Sports

- Became the 20th McDonald's All-American Game participant in program history and the first in the Shrewsbury Era

- 2025 Midwest Challenge – Team Indiana // 2025 Naismith Midseason Team

- Averaged 21.2 points and 7.3 rebounds with the Indy Heat on the Nike EYBL circuit in the spring of 2024. He then followed that up with 16.6 ppg at the Nike Peach Jam in July

USA Basketball

- Member of the 2025 USA Men's Nike Hoop Summit team that defeated the World Select team 124-114 in OT

- Represented USA at the FIBA U17 World Cup in the summer of 2024. He averaged 11.1 points and 4.0 rebounds in seven games as the team ultimately won the gold medal.

CAREER STATS																					
			Field Goals		3-Point		F-Throws		Rebounds											Scoring	
SEASON	TEAM	GP-GS	MIN/AVG	FG-FGA	FG%	3FG-3FGA	3FG%	FT-FTA	FT%	OFF	DEF	TOT	AVG	PF-FO	A	TO	BLK	STL	PTS	AVG	
2025-26	ND	23-21	607/26.4	128-256	.500	5-24	.208	88-137	.642	30	56	86	3.7	56-2	61	63	6	11	349	15.2	
TOTAL		23-21	607/26.4	128-256	.500	5-24	.208	88-137	.642	30	56	86	3.7	56-2	61	63	6	11	349	15.2	



11

BRAEDEN
SHREWSBERRY
JUNIOR | GUARD

@braedenshrewsberry

@BraedenShrews

Height	6-4
Eligibility	Junior
Hometown	Granger, IN
Previous	State College Area High

Season Highs

Pts	26	vs Evansville, 12/13/25
Rebs	5, 4x	last vs Florida St, 2/7/26
FGM	9	vs Evansville, 12/13/25
FGA	17, 2x	last vs Boston College, 1/24/26
3FGM	8	vs Evansville, 12/13/25
3FGA	12, 2x	last vs Florida St, 2/7/26
FTM	6	at Cal, 1/2/26
FTA	6, 2x	last vs Boston College, 1/24/26
Ast	5	at North Carolina, 1/21/26
Blk	1, 3x	last at Stanford, 12/30/25
Stl	2	at Louisville, 2/4/26

Double Figure Scoring	14
20+ Point Games	3
Double-Figure Rebounds	0
Double-Doubles	0

Career Highs

Pts	26	vs Evansville, 12/13/25
Rebs	7	at Florida St, 2/4/25
FGM	9	vs Evansville, 12/13/25
FGA	20	vs Rutgers, 11/26/24
3FGM	8	vs Evansville, 12/13/25
3FGA	13, 2x	last vs Houston, 11/27/24
FTM	6, 2x	last at Cal, 1/2/26
FTA	6, 3x	last vs Boston College, 1/24/26
Ast	5	at North Carolina, 1/21/26
Blk	1, 8x	last at Stanford, 12/30/25
Stl	3, 2x	last vs Virginia Tech, 2/8/25

Double Figure Scoring	52
20+ Point Games	10
Double-Figure Rebounds	0
Double-Doubles	0

2024-25 GAME-BY-GAME

Opponent	Date	GS	MIN	Total		3-Pointers		Free throws		Rebounds			PF	A	TO	BLK	STL	PTS	AVG		
				FG-FGA	PCT	3FG-3FGA	PCT	FT-FTA	PCT	OFF	DEF	TOT								AVG	
LIU	11/03/2025	*	18:29	1-4	.250	0-2	.000	0-0	.000	0	0	0	0.0	1	3	1	0	1	2	2.0	
Detroit Mercy	11/07/2025	*	28:50	5-8	.625	5-8	.625	4-4	1.000	0	3	3	1.5	0	3	0	0	1	19	10.5	
Eastern Ill.	11/11/2025	*	29:31	6-9	.667	6-8	.750	0-0	.000	0	2	2	1.7	0	2	0	0	0	18	13.0	
at Ohio St.	11/16/2025	*	32:11	4-7	.571	2-3	.667	1-2	.500	0	4	4	2.3	1	0	2	0	1	11	12.5	
Bellarmine	11/19/2025	*	28:56	2-5	.400	2-5	.400	1-2	.500	0	4	4	2.6	3	0	1	1	0	7	11.4	
vs Kansas	11/24/2025	*	33:39	3-9	.333	3-9	.333	0-0	.000	0	2	2	2.5	1	1	0	0	0	9	11.0	
vs Rutgers	11/25/2025	*	33:03	5-11	.455	3-6	.500	0-0	.000	0	2	2	2.4	1	1	1	0	0	13	11.3	
vs Houston	11/26/2025	*	19:50	0-4	.000	0-4	.000	0-0	.000	0	2	2	2.4	2	0	0	0	0	0	9.9	
Missouri	12/02/2025	*	35:28	3-9	.333	3-9	.333	2-2	1.000	0	3	3	2.4	1	1	0	0	0	11	10.0	
at TCU	12/05/2025	*	37:52	5-10	.500	3-7	.429	2-4	.500	0	5	5	2.7	1	4	2	0	0	15	10.5	
Idaho	12/10/2025	*	28:57	5-9	.556	4-7	.571	0-0	.000	0	2	2	2.6	1	2	1	0	1	14	10.8	
Evansville	12/13/2025	*	31:39	9-12	.750	8-10	.800	0-0	.000	0	2	2	2.6	1	0	1	0	0	26	12.1	
Purdue Fort Wayne	12/21/2025	*	34:53	4-11	.364	3-8	.375	2-2	1.000	0	3	3	2.6	3	1	1	1	0	13	12.2	
at Stanford	12/30/2025	*	30:27	0-8	.000	0-5	.000	0-1	.000	0	3	3	2.6	0	1	0	1	0	0	11.3	
at California	01/02/2026	*	30:47	5-17	.294	5-12	.417	6-6	1.000	1	4	5	2.8	2	1	0	0	0	21	11.9	
Clemson	01/10/2026	*	32:28	2-7	.286	1-4	.250	0-0	.000	0	1	1	2.7	1	1	3	0	0	5	11.5	
Miami (FL)	01/13/2026	*	25:07	3-6	.500	2-5	.400	0-0	.000	0	3	3	2.7	4	3	0	0	1	8	11.3	
at Virginia Tech	01/17/2026	*	34:50	3-10	.300	0-5	.000	0-0	.000	0	3	3	2.7	0	2	2	0	0	6	11.0	
at North Carolina	01/21/2026	*	26:59	1-5	.200	1-3	.333	0-0	.000	0	3	3	2.7	1	5	1	0	0	3	10.6	
Boston College	01/24/2026	*	33:01	8-17	.471	2-9	.222	4-6	.667	0	4	4	2.8	1	1	2	0	0	22	11.2	
Virginia	01/27/2026	*	46:43	6-15	.400	5-9	.556	1-1	1.000	0	2	2	2.8	1	4	3	0	1	18	11.5	
at Syracuse	01/31/2026	*	35:14	6-12	.500	3-8	.375	2-2	1.000	0	5	5	2.9	0	1	3	0	0	17	11.7	
at Louisville	02/04/2026	*	34:10	3-11	.273	2-4	.500	0-1	.000	1	1	2	2.8	2	2	0	0	2	8	11.6	
Florida St.	02/07/2026	*	38:32	5-14	.357	4-12	.333	4-4	1.000	0	5	5	2.9	2	4	2	0	1	18	11.8	
Totals			24	761:35	94-230	.409	67-162	.414	29-37	.784	2	68	70	2.9	30	43	26	3	9	284	11.8

Player Averages

Games Played	Minutes/game	Points/game	FG Pct	3FG Pct	FT Pct	Rebounds/game	Assists/game	Turnovers/game	Assist/Turnover ratio	Steals/game	Blocks/game
24	31.7	11.8	40.9	41.4	78.4	2.9	1.8	1.1	1.7	0.4	0.1

CAREER STATS

SEASON	TEAM	GP-GS	MIN/AVG	Field Goals		3-Point		F-Throws		Rebounds			Scoring	
				FG-FGA	FG%	3FG-3FGA	3FG%	FT-FTA	FT%	OFF	DEF	TOT	PTS	AVG
2023-24	ND	33-15	934/28.3	115-289	.398	78-210	.371	28-34	.824	4	78	82	336	10.2
2024-25	ND	26-26	900/34.6	129-312	.413	72-195	.369	34-41	.829	10	69	79	364	14.0
2025-26	ND	24-24	762/31.7	94-230	.409	67-162	.414	29-37	.784	2	68	70	284	11.8
TOTAL		83-65	2596/31.3	338-831	.407	217-567	.383	91-112	.813	16	215	231	984	11.9

Awards

2023-24

- ACC Rookie of the Week (Jan. 15, 2024)

Junior Season [2025-26]

- Started in all 24 games, averaging 31.7 min.

- **16 points away from 1,000 in his career.** Will become the 69th Notre Dame player all-time to reach milestone - that number ties Louisville for 3rd most all-time (Duke has 70 & UNC has 81).

- **Braeden is 41.4% from three - 3rd in the ACC / 29th in the nation.** He's converting 2.8 made threes per game - 4th in ACC.

- 67 made threes on the year. For comparison, he made 78 as a freshman and 72 as a sophomore.

- Last 5 games -- 1-of-3 Irish averaging at least 16 ppg. In that span he's 16.6 ppg on 40.6% shooting, 16-42 (38.1%) from three.

- Last time out - team high 18 points, 5 reb, 4 ast vs. FSU.

- vs. #17 Virginia -- Scored 15 of his 18 points in the 1st half vs. #17 Virginia, where he was 4-4 from three, 5-8 overall.

- Reached the 200 career made three pointers milestone vs. Miami on Jan. 13. He is the 14th person all-time to reach 200 at Notre Dame. Currently boasts 217.

- Sweet spot - the corner three - 57.9% - that's 22.2% above the D-1 average.

- Also finding tremendous success in the midrange where he's 46.2% (12-26).

- Averaging 11.5 ppg in ACC play on 34.4% shooting.

- Win over BC -- Shrewsberry finished with a game-high 22 points, marking his second-highest scoring output of the season and second ACC game with 20+ points. He hit the biggest shot of the night, draining a three with 1:26 remaining to push the Irish up five.

- Career high 5 assists at North Carolina on Jan. 21.

- Big 2nd half at Cal - dropped 16 of his 21 points, converting 4-9 from three. Career best 6-6 day from the stripe.

- Had a career-day in the win over Evansville (12/13) with a career-high 26 points on a career-best 8-of-10 shooting from three. **His 8 made triples tied for the 7th most in a game all-time in program history.**

- Went 3-9 from three in the win over Mizzou, followed that up with a 3-7 effort in win at TCU. Braeden posted back-to-back games in double figures with 11 & 15 points, respectively.

- Averaged 7.3 points in Vegas.

- Went 6-8 from three in win over EIU, totaling 18 pts. Was 5-6 from three in the 2nd half.


- Team high 19 points in win over Detroit Mercy. Got hot from three, draining 5-8.

Sophomore Season [2024-25]

- Missed the last 7 games of the season recovering from a lower-abdomen injury. Averaged 14.0 ppg, up from last year's 10.2. He shot 41.3%, up from last year's 39.8%.

- 2.8 threes/game (3rd in ACC), converting 36.9% from deep (3rd). Higher three ball numbers in ACC Play -- 2.9 threes/game (3rd in ACC) while hitting 40.0% from deep (5th).

- Converted 48.7% from two-point range. He shot 43.2% from midrange 2s, 44.9% from the paint and he's 16-24 from around the rim.



12

GARRETT SUNDRA

SOPHOMORE | FORWARD

	@garrettsundra		@GarrettSundra
Height	6-11		
Eligibility	Sophomore		
Hometown	Ashburn, VA		
Previous	Paul VI Catholic		

Season Highs

Pts	9	vs Detroit Mercy, 11/7/25
Rebs	5, 8x	last vs Florida St, 2/7/26
FGM	4	vs Detroit Mercy, 11/7/25
FGA	6, 3x	last at Stanford, 12/30/25
3FGM	2, 3x	last at North Carolina, 1/21/26
3FGA	4	vs Missouri, 12/2/25
FTM	2	vs Miami, 1/13/26
FTA	2, 3x	last at Syracuse, 1/31/26
Ast	2, 3x	last vs Miami, 1/13/26
Blk	2	vs Miami, 1/13/26
Stl	2	vs Miami, 1/13/26

Double Figure Scoring	0
20+ Point Games	0
Double-Figure Rebounds	0
Double-Doubles	0

Career Highs

Pts	11, 2x	last vs SMU, 2/19/25
Rebs	8	vs Le Moyne, 12/22/24
FGM	4, 2x	last vs Detroit Mercy, 11/7/25
FGA	6, 3x	last at Stanford, 12/30/25
3FGM	3	vs Creighton, 11/30/24
3FGA	4	vs Creighton, 11/30/24
FTM	3, 2x	last vs SMU, 2/19/25
FTA	3, 2x	last vs SMU, 2/19/25
Ast	2, 4x	last vs Miami, 1/13/26
Blk	2	vs Miami, 1/13/26
Stl	2, 2x	last vs Miami, 1/13/26

Double Figure Scoring	2
20+ Point Games	0
Double-Figure Rebounds	0
Double-Doubles	0

2024-25 GAME-BY-GAME

Opponent	Date	GS	MIN	Total		3-Pointers		Free throws		Rebounds				PF	A	TO	BLK	STL	PTS	AVG	
				FG-FGA	PCT	3FG-3FGA	PCT	FT-FTA	PCT	OFF	DEF	TOT	AVG								
LIU	11/03/2025	*	19:59	2-4	.500	1-3	.333	0-0	.000	1	1	2	2.0	4	0	1	0	1	5	5.0	
Detroit Mercy	11/07/2025	*	19:43	4-6	.667	1-2	.500	0-0	.000	1	4	5	3.5	0	1	0	0	0	9	7.0	
Eastern Ill.	11/11/2025	*	15:21	2-2	1.000	1-1	1.000	0-0	.000	2	3	5	4.0	2	0	0	0	0	5	6.3	
at Ohio St.	11/16/2025	*	20:16	2-3	.667	1-2	.500	0-0	.000	0	2	2	3.5	4	0	0	0	1	5	6.0	
Bellarmine	11/19/2025	*	09:43	0-0	.000	0-0	.000	0-0	.000	1	0	1	3.0	2	0	2	0	0	0	4.8	
vs Kansas	11/24/2025	*	22:50	1-6	.167	0-2	.000	0-0	.000	2	1	3	3.0	1	0	0	1	0	2	4.3	
vs Rutgers	11/25/2025		17:12	2-5	.400	1-2	.500	0-1	.000	1	3	4	3.1	2	0	0	1	0	5	4.4	
vs Houston	11/26/2025	*	06:46	0-4	.000	0-2	.000	0-0	.000	0	1	1	2.9	0	0	0	0	0	0	3.9	
Missouri	12/02/2025	*	21:36	1-5	.200	0-4	.000	0-0	.000	0	4	4	3.0	1	1	1	0	0	2	3.7	
at TCU	12/05/2025	*	23:04	2-2	1.000	2-2	1.000	0-0	.000	2	3	5	3.2	1	2	3	0	0	6	3.9	
Idaho	12/10/2025	*	18:56	1-1	1.000	0-0	.000	0-0	.000	1	3	4	3.3	0	1	0	0	0	2	3.7	
Evansville	12/13/2025	*	22:17	2-3	.667	2-3	.667	1-2	.500	2	2	4	3.3	0	0	0	0	0	7	4.0	
Purdue Fort Wayne	12/21/2025	*	25:18	2-5	.400	0-3	.000	1-2	.500	1	4	5	3.5	0	0	0	1	0	5	4.1	
at Stanford	12/30/2025	*	31:43	3-6	.500	2-3	.667	0-0	.000	2	2	4	3.5	2	2	0	1	0	8	4.4	
at California	01/02/2026	*	21:37	0-3	.000	0-3	.000	0-0	.000	0	3	3	3.5	2	0	0	0	0	0	4.1	
Clemson	01/10/2026	*	13:12	0-2	.000	0-2	.000	0-0	.000	0	2	2	3.4	2	1	2	1	0	0	3.8	
Miami (FL)	01/13/2026	*	30:35	0-3	.000	0-3	.000	2-2	1.000	3	2	5	3.5	4	2	1	2	2	2	3.7	
at Virginia Tech	01/17/2026		12:38	2-5	.400	0-2	.000	0-0	.000	1	1	2	3.4	1	0	0	0	0	4	3.7	
at North Carolina	01/21/2026		14:36	2-2	1.000	2-2	1.000	0-0	.000	2	3	5	3.5	0	0	0	0	1	6	3.8	
Boston College	01/24/2026		22:18	2-3	.667	1-2	.500	0-0	.000	2	3	5	3.6	1	1	1	0	1	5	3.9	
Virginia	01/27/2026		25:01	1-3	.333	0-2	.000	0-0	.000	0	2	2	3.5	5	0	0	1	0	2	3.8	
at Syracuse	01/31/2026		16:21	2-3	.667	1-1	1.000	1-2	.500	0	2	2	3.4	0	0	0	0	0	6	3.9	
at Louisville	02/04/2026		13:26	1-1	1.000	1-1	1.000	0-0	.000	0	3	3	3.4	3	0	0	0	0	3	3.9	
Florida St.	02/07/2026		15:39	2-2	1.000	0-0	.000	2-2	1.000	2	3	5	3.5	1	1	0	0	0	6	4.0	
Totals			16	460:08	36-79	.456	16-47	.340	7-11	.636	26	57	83	3.5	38	12	11	8	6	95	4.0

Player Averages

Games Played	Minutes/game	Points/game	FG Pct	3FG Pct	FT Pct	Rebounds/game	Assists/game	Turnovers/game	Assist/Turnover ratio	Steals/game	Blocks/game
24	19.2	4.0	45.6	34.0	63.6	3.5	0.5	0.5	1.1	0.3	0.3

CAREER STATS

				Field Goals		3-Point		F-Throws		Rebounds								Scoring		
SEASON	TEAM	GP-GS	MIN/AVG	FG-FGA	FG%	3FG-3FGA	3FG%	FT-FTA	FT%	OFF	DEF	TOT	AVG	PF-FO	A	TO	BLK	STL	PTS	AVG
2024-25	ND	21-0	195/9.3	16-31	.516	8-20	.400	9-11	.818	11	21	32	1.5	19-0	7	8	3	4	49	2.3
2025-26	ND	24-16	460/19.2	36-79	.456	16-47	.340	7-11	.636	26	57	83	3.5	38-1	12	11	8	6	95	4.0
TOTAL		45-16	655/14.6	52-110	.473	24-67	.358	16-22	.727	37	78	115	2.6	57-1	19	19	11	10	144	3.2

Sophomore Season [2025-26]

- Played in all 24 games, with 16 starts, averaging 19.2 minutes (10 more mpg than last season).
- Shooting 62.5% overall from two.
- He's 83.3% from two over the last 5 games.
- Around the rim - 18-24 aka 75.0%
- He's 15-36 (41.7%) from Above Break 3's.
- Sundra has converted 5 of his last 8 from three. Has raised his percentage from .282 to .340 in that span.
- Tied his season high of 5 rebounds, 7 times, most recent being the BC win on Jan. 24.
- 2 points, 2 assists, 2 blocks, 2 steals vs Miami on Jan. 13.
- 2 clutch threes in the final six minutes of the win at Stanford. With the Cardinal pulling within four late, Sundra converts back-to-back treys to keep them at bay.
- Went 2-2 from three to record 6 points, 5 rebounds, 2 assists in the TCU win.

- Season high 9 points on 4-6 shooting in win over Detroit Mercy (11/7).

Freshman Season [2024-25]

- Saw action in 21-of-33 games & averaged 9.3 min.
- Averaged 2.3 points and 1.5 rebounds.
- Shot 53.3 percent from the field overall.
- Converted 72.7 percent from two-point range.
- Sundra was 8-20 (400) from three.
- Tied his career high of 11 points vs. SMU on Feb. 19. Sundra shot 3-4 overall, 2-3 from deep and 3-3 from the FT line.
- Came off the bench vs. Le Moyne (12/22) and grabbed a career high 8 rebounds.
- Played his first significant minutes against #21/19 Creighton and Sundra dedlivered. He recorded his first double-digit scoring effort with 11 points on 4-for-5 shooting (3-for-4 from three).

Prep Career

Ranked 131st nationally by 247 Sports. ESPN has Sundra ranked 29th in his position and sixth overall in the state of Virginia.

Key contributor on a loaded Paul VI Catholic squad. In his senior year, Sundra captained a Panthers squad who achieved a 35-3 overall record and No. 1 ranking by MaxPreps.

Averaged 8.3 points, 6.8 rebounds, 2.3 assists and 2.0 steals per game.

As a junior, he helped Paul VI Catholic go 31-4 en route to a state title.

Competed on the Nike EYBL Circuit on Team Takeover. Won back-to-back Peach Jam championships.

Sundra showed off his touch in and around the paint on the EYBL Circuit, shooting 36-of-54 from two.

A four-star prospect by ESPN and top-100 overall recruit, Sundra ranked fifth in his state and 20th at his position.

He is the first Notre Dame scholarship player from the Commonwealth of Virginia.



13

SIR MOHAMMED

SOPHOMORE | GUARD

	@sirmohammed13		@thesirmohammed
Height	6-6		
Eligibility	Sophomore		
Hometown	Charlotte, NC		

Season Highs

Pts	21	vs Evansville, 12/13/25
Rebs	8	vs Florida St, 2/7/26
FGM	8	vs Evansville, 12/13/25
FGA	12, 2x	last at Virginia Tech, 1/17/26
3FGM	2, 2x	last at Virginia Tech, 1/17/26
3FGA	4	at Virginia Tech, 1/17/26
FTM	3	vs Miami, 1/13/26
FTA	4, 4x	last at Louisville, 2/4/26
Ast	6	vs Detroit Mercy, 11/7/25
Blk	2	vs Florida St, 2/7/26
Stl	2, 3x	last at Virginia Tech, 1/17/26

Double Figure Scoring	6
20+ Point Games	1
Double-Figure Rebounds	0
Double-Doubles	0

Career Highs

Pts	21	vs Evansville, 12/13/25
Rebs	8	vs Florida St, 2/7/26
FGM	8	vs Evansville, 12/13/25
FGA	12, 2x	last at Virginia Tech, 1/17/26
3FGM	2, 3x	last at Virginia Tech, 1/17/26
3FGA	4, 2x	last at Virginia Tech, 1/17/26
FTM	3	vs Miami, 1/13/26
FTA	4, 5x	last at Louisville, 2/4/26
Ast	6	vs Detroit Mercy, 11/7/25
Blk	2	vs Florida St, 2/7/26
Stl	3	at Syracuse, 1/18/25

Double Figure Scoring	7
20+ Point Games	1
Double-Figure Rebounds	0
Double-Doubles	0

2024-25 GAME-BY-GAME

Opponent	Date	GS	MIN	Total		3-Pointers		Free throws		Rebounds				PF	A	TO	BLK	STL	PTS	AVG
				FG-FGA	PCT	3FG-3FGA	PCT	FT-FTA	PCT	OFF	DEF	TOT	AVG							
LIU	11/03/2025		16:45	1-3	.333	1-2	.500	2-4	.500	0	1	1	1.0	2	1	3	0	1	5	5.0
Detroit Mercy	11/07/2025	*	22:58	4-9	.444	0-1	.000	2-4	.500	2	4	6	3.5	1	6	2	0	0	10	7.5
Eastern Ill.	11/11/2025	*	26:11	2-6	.333	0-3	.000	0-1	.000	2	3	5	4.0	2	2	1	0	0	4	6.3
at Ohio St.	11/16/2025	*	24:34	4-8	.500	0-2	.000	0-3	.000	0	2	2	3.5	3	2	1	0	0	8	6.8
Bellarmine	11/19/2025		17:43	0-1	.000	0-0	.000	0-0	.000	0	0	0	2.8	3	0	1	0	2	0	5.4
vs Kansas	11/24/2025		13:57	2-6	.333	0-1	.000	0-0	.000	1	4	5	3.2	0	0	0	0	2	4	5.2
vs Rutgers	11/25/2025	*	23:01	2-2	1.000	0-0	.000	2-2	1.000	1	3	4	3.3	0	3	5	0	1	6	5.3
vs Houston	11/26/2025		04:46	0-1	.000	0-0	.000	0-0	.000	0	1	1	3.0	1	0	1	0	0	0	4.6
Missouri	12/02/2025		08:37	1-3	.333	0-2	.000	0-0	.000	0	1	1	2.8	1	0	2	0	0	2	4.3
at TCU	12/05/2025		10:09	0-3	.000	0-1	.000	0-0	.000	0	1	1	2.6	2	1	0	1	0	0	3.9
Idaho	12/10/2025		14:42	2-7	.286	2-2	1.000	0-0	.000	0	2	2	2.5	0	1	1	0	0	6	4.1
Evansville	12/13/2025		22:05	8-12	.667	2-3	.667	3-4	.750	0	2	2	2.5	1	3	3	0	3	21	5.5
Purdue Fort Wayne	12/21/2025		10:07	1-4	.250	0-1	.000	0-0	.000	1	3	4	2.6	2	0	2	0	0	2	5.2
at Stanford	12/30/2025		10:09	0-5	.000	0-0	.000	0-0	.000	1	5	6	2.9	2	0	2	0	0	0	4.9
at California	01/02/2026		08:48	1-3	.333	0-1	.000	0-2	.000	1	0	1	2.7	1	1	1	0	0	2	4.7
Clemson	01/10/2026		05:46	0-1	.000	0-1	.000	0-0	.000	0	0	0	2.6	0	0	2	0	0	0	4.4
Miami (FL)	01/13/2026		12:42	6-8	.750	0-2	.000	3-4	.750	2	0	2	2.5	1	0	3	0	0	15	5.0
at Virginia Tech	01/17/2026	*	23:17	5-12	.417	2-4	.500	0-0	.000	1	4	5	2.7	2	3	3	0	2	12	5.4
at North Carolina	01/21/2026		19:10	6-11	.545	1-3	.333	1-1	1.000	1	3	4	2.7	2	1	0	0	0	14	5.8
Boston College	01/24/2026		12:35	1-3	.333	0-0	.000	0-0	.000	1	0	1	2.7	1	0	1	0	0	2	5.7
Virginia	01/27/2026		13:40	0-3	.000	0-0	.000	1-2	.500	0	2	2	2.6	2	1	0	0	0	1	5.4
at Syracuse	01/31/2026		13:36	1-4	.250	0-1	.000	0-0	.000	0	0	0	2.5	2	2	0	0	0	2	5.3
at Louisville	02/04/2026		13:32	3-7	.429	0-1	.000	2-4	.500	3	0	3	2.5	0	1	0	1	0	8	5.4
Florida St.	02/07/2026		28:18	4-11	.364	1-2	.500	2-2	1.000	3	5	8	2.8	4	1	1	2	1	11	5.6
Totals			5 377:07	54-133	.406	9-33	.273	18-33	.545	20	46	66	2.8	35	29	35	4	12	135	5.6

Player Averages

Games Played	Minutes/ game	Points/ game	FG Pct	3FG Pct	FT Pct	Rebounds/ game	Assists/ game	Turnovers/ game	Assist/Turnover ratio	Steals/ game	Blocks/ game
24	15.7	5.6	40.6	27.3	54.5	2.8	1.2	1.5	0.8	0.5	0.2

CAREER STATS

			Field Goals			3-Point		F-Throws		Rebounds											Scoring	
SEASON	TEAM	GP-GS	MIN/AVG	FG-FGA	FG%	3FG-3FGA	3FG%	FT-FTA	FT%	OFF	DEF	TOT	AVG	PF-FO	A	TO	BLK	STL	PTS	AVG		
2024-25	ND	23-8	304/13.2	29-76	.382	5-29	.172	8-20	.400	20	23	43	1.9	25-0	23	24	3	13	71	3.1		
2025-26	ND	24-5	377/15.7	54-133	.406	9-33	.273	18-33	.545	20	46	66	2.8	35-0	29	35	4	12	135	5.6		
TOTAL		47-13	681/14.5	83-209	.397	14-62	.226	26-53	.491	40	69	109	2.3	60-0	52	59	7	25	206	4.4		

Sophomore Season (2025-26)

- Seen action in all 24 games, plus 5 starts, averaging 15.7 minutes.

- Really thrives driving into the paint where he is 51.2%. Overall from two, he's 45.0%.

- Last time out: Back in double figures for first time since UNC on Jan. 21. Sir posted 11 points on 4-11 shooting vs. FSU (2/7). Also grabbed a career high 8 rebounds & earned a career best 2 blocks.

- Jan. 13-21 vs. Miami, VT & UNC, 3 straight games in double figures - a career best -- Sir led the Irish in scoring during this 3 game stretch, averaging 13.7 ppg on 54.8% (17-31) shooting.

- 8 point effort at #24 Louisville on 3-7 shooting.

- Led the Irish in scoring at North Carolina (1/21), recording 14 points on 6-11 shooting.

- Posted his second best outing of the year vs Miami (1/13), recording 15 points on 6-8 shooting.

- Posted an impressive career-high 21 points in the win over Evansville (12/13) on a career-best 8-12 shooting

- Attacked the paint at Ohio St (11/16), going 4-8 from the floor for 8 points.

- Was Coach's 'Fight Night' champ of game 2 - 10 points, a career high tying 6 rebounds & a new career best of 6 assists. Was just his 2nd career game in double figures.

- Coach Shrews has praised Sir's passing ability and it being a major reason he recruited him to Notre Dame.

Freshman Season (2024-25)

- Played in 23-of-33 games overall & averaged 13.2 minutes.

- On November 18, Sir Mohammed underwent successful surgery performed by Dr. Brian Ratigan for a lower-body injury. On Dec. 31 at Georgia Tech, he made his return.

- Started in 8 games. Shot 12-22 from two-point range in those games.

- Shot 51.1% from two-point range overall.

- Small sample size, but Sir was 14-19 (.737) from around the rim and drained 44.4% from the midrange.

- Was 3-5 from two and totaled 8 points vs. SMU on Feb. 19.

- Had his highest point total since Duke with 7 points vs. Louisville (Feb. 16) on 3-5 shooting.

- Sir had a great game at #4 Duke - earning his first double-digit scoring performance of his collegiate career with 11 points on 4-7 shooting.

Prep Career

- Ranked 43rd in the country by 247 Sports and 57th by ESPN. Part of three-player recruiting class that ranked 19th in the country by ESPN.

- Averaged 13.5 points, 6.5 rebounds, 5.0 assists and 2.3 steals in 20.5 minutes over 24 games as a senior.

- Led Myers Park to a 27-3 overall record with a 10-0 mark in conference play.

- 2024 Second-Team All-State // 2023 Second-Team All-State

- Shot 53 percent from the field, 38 percent from 3 and 62 percent from the free-throw line.

- Led Myers Park High to a 28-4 record, a national ranking



14

KEBBA NJIE

SENIOR | FORWARD

@_kebba	@_kebbanjie
Height	6-10
Eligibility	Senior
Hometown	Centerville, OH

Season Highs

Pts	8 vs LIU, 11/3/25
Rebs	10 vs Evansville, 12/13/25
FGM	2, 4x last at Stanford, 12/30/25
FGA	4 vs Detroit Mercy, 11/7/25
3FGM	
3FGA	
FTM	4, 2x last vs Bellarmine, 11/19/25
FTA	5 vs Evansville, 12/13/25
Ast	1, 2x last vs Idaho, 12/10/25
Blk	2 at Stanford, 12/30/25
Stl	

Double Figure Scoring	0
20+ Point Games	0
Double-Figure Rebounds	0
Double-Doubles	0

Career Highs

Pts	12, 2x last vs Buffalo, 11/11/24
Rebs	12 at Boston College, 2/12/25
FGM	5, 3x last at Wake Forest, 3/1/25
FGA	8, 2x last at Wake Forest, 3/1/25
3FGM	1, 9x last at Miami, 2/1/25
3FGA	3 at Wake Forest, 3/1/25
FTM	9 vs. Georgia Tech, 3/12/24
FTA	10 vs. Georgia Tech, 3/12/24
Ast	2, 10x last vs Cal, 3/8/25
Blk	4 vs Quinnipiac, 12/22/22
Stl	3 vs Boston College, 1/13/2

Double Figure Scoring	8
20+ Point Games	0
Double-Figure Rebounds	5
Double-Doubles	1

2024-25 GAME-BY-GAME

Opponent	Date	GS	MIN	Total		3-Pointers		Free throws		Rebounds				PF	A	TO	BLK	STL	PTS	AVG
				FG-FGA	PCT	3FG-3FGA	PCT	FT-FTA	PCT	OFF	DEF	TOT	AVG							
LIU	11/03/2025		11:26	2-3	.667	0-0	.000	4-4	1.000	3	1	4	4.0	3	0	0	0	0	8	8.0
Detroit Mercy	11/07/2025		14:56	2-4	.500	0-0	.000	2-3	.667	1	5	6	5.0	3	0	1	0	0	6	7.0
Eastern Ill.	11/11/2025		09:12	1-1	1.000	0-0	.000	1-2	.500	1	3	4	4.7	1	0	3	0	0	3	5.7
at Ohio St.	11/16/2025		10:53	1-2	.500	0-1	.000	0-0	.000	1	2	3	4.3	2	0	0	0	0	2	4.8
Bellarmine	11/19/2025		07:35	0-1	.000	0-0	.000	4-4	1.000	0	2	2	3.8	1	0	1	0	0	4	4.6
vs Kansas	11/24/2025		10:53	0-0	.000	0-0	.000	2-2	1.000	0	3	3	3.7	2	0	1	0	0	2	4.2
vs Rutgers	11/25/2025		14:12	0-0	.000	0-0	.000	0-0	.000	0	3	3	3.6	1	0	1	0	0	0	3.6
vs Houston	11/26/2025		14:34	1-1	1.000	0-0	.000	0-1	.000	0	1	1	3.3	2	1	0	0	0	2	3.4
Missouri	12/02/2025		17:39	2-2	1.000	0-0	.000	2-4	.500	0	0	0	2.9	2	0	0	1	0	6	3.7
at TCU	12/05/2025		11:42	0-0	.000	0-0	.000	0-0	.000	0	3	3	2.9	1	0	0	0	0	0	3.3
Idaho	12/10/2025		07:29	0-1	.000	0-0	.000	0-0	.000	1	2	3	2.9	1	1	1	0	0	0	3.0
Evansville	12/13/2025		16:36	0-0	.000	0-0	.000	3-5	.600	2	8	10	3.5	3	1	1	0	1	3	3.0
Purdue Fort Wayne	12/21/2025		07:51	0-0	.000	0-0	.000	0-0	.000	0	2	2	3.4	1	0	1	0	0	0	2.8
at Stanford	12/30/2025		16:43	2-2	1.000	0-0	.000	0-0	.000	1	8	9	3.8	1	0	0	2	0	4	2.9
at California	01/02/2026		12:11	0-1	.000	0-0	.000	0-0	.000	0	1	1	3.6	3	0	1	0	0	0	2.7
Clemson	01/10/2026		09:52	1-1	1.000	0-0	.000	0-0	.000	0	3	3	3.6	4	0	1	0	0	2	2.6
Miami (FL)	01/13/2026		01:44	0-0	.000	0-0	.000	0-0	.000	0	0	0	3.4	0	0	0	0	0	0	2.5
Totals		0	195:28	12-19	.632	0-1	.000	18-25	.720	10	47	57	3.4	31	3	11	4	1	42	2.5

Player Averages

Games Played	Minutes/game	Points/game	FG Pct	3FG Pct	FT Pct	Rebounds/game	Assists/game	Turnovers/game	Assist/Turnover ratio	Steals/game	Blocks/game
17	11.5	2.5	63.2	0.0	72.0	3.4	0.2	0.6	0.3	0.1	0.2

CAREER STATS

				Field Goals		3-Point		F-Throws		Rebounds								Scoring		
SEASON	TEAM	GP-GS	MIN/AVG	FG-FGA	FG%	3FG-3FGA	3FG%	FT-FTA	FT%	OFF	DEF	TOT	AVG	PF-FO	A	TO	BLK	STL	PTS	AVG
2022-23	PSU	37-26	529/14.3	52-100	.520	1-5	.200	22-37	.595	39	89	128	3.5	76-0	17	33	17	6	127	3.4
2023-24	ND	29-27	703/24.3	37-99	.374	1-8	.125	51-67	.761	59	98	157	5.4	70-1	20	43	20	10	126	4.3
2024-25	ND	31-30	729/23.5	71-128	.555	7-19	.368	40-57	.702	67	115	182	5.9	71-0	14	41	18	13	189	6.1
2025-26	ND	17-0	195/11.5	12-19	.632	0-1	.000	18-25	.720	10	47	57	3.4	31-0	3	11	4	1	42	2.5
TOTAL FOR ND		77-57	1628/21.1	120-246	.488	8-28	.286	109-149	.732	136	260	396	5.1	172-1	37	95	42	24	357	4.6
TOTAL		114-83	2157/18.9	172-346	.497	9-33	.273	131-186	.704	175	349	524	4.6	248-1	54	128	59	30	484	4.2

Senior Season (2025-26)

- Been with Coach Shrews for all four years, including his freshman year in which Penn St made the NCAA Tournament.

- Out for rest of the season with a lower body injury.

- Played in 17 games, averaging 11.5 minutes off the bench.

- Season-high 10 rebounds in the win over Evansville (12/13). Then 9 boards two games later in win at Stanford (12/30).

- 4 points, 9 rebounds and a season best 2 blocks at Stanford.

- Was a difference maker in the win over Missouri and the switch to put Njie on Mark Mitchell. Then provided big minutes when Towt fouled out at TCU, grabbing three big boards.

- Limited sample size but shooting 61.1 percent from the field (11-18). More specifically, 64.7% from two.

- Solid senior year debut with 8 points vs. LIU on 2-3 shooting, 4-4 from the line. Also grabbed 4 boards.

Junior Season (2024-25)

- Averaged 3.8 ppg in his first 2 seasons and averaged 6.1 ppg as a junior. Missed ACC Tourney game due to concussion protocol.

- Kebba shot a career-best 55.5% from the floor.

- Shot 58.7% from two-point range. Diving deeper, Kebba was 47-66 (.712) at the rim and 17-37 (.459) in the paint.

- His last 5 games – shot 70.6% from two.

- Led team in Reb/game (5.9) & Off. Reb/game (2.2) – latter ranked 15th in ACC.

- Averaged 5.8 ppg and 6.0 rpg in ACC games.

- 2.3 offensive reb/game in league play which ranked 13th.

- 4th game in double figures after recording 10 points on 5-8 shooting at Wake Forest on March 1.

- Came up big off the bench at Boston College (2/12) with not only a career-high 12 rebounds, but the game-winning putback. Njie finished with 7 points.

- Kebba entered the year with just four double-digit scoring performances to his name. He posted two in January which included his first career double-double at NC State on Jan. 8. Njie recorded 10 points and a career-high tying 11 rebounds.

- Flirted with another double-double in win over BC on Jan. 13, posting 11 points, 9 rebounds.

- In win over Syracuse on Dec. 7, Njie earned 9 points, 9 rebounds, plus a huge block down the stretch.

- Players Era 3-game Stats – 16 PTS (5.3 ppg), co-team best 18 REB (6.0 RPG)

- In game 2 vs. Buffalo, Njie tied his career high of 12 points with an efficient 5-for-7 from the field.



15

TOMMY AHNEMAN
FRESHMAN | CENTER

@tahneman	@TommyAhneman
Height	6-11
Eligibility	Freshman
Hometown	Fargo, ND
Previous	Cretin-Derham Hall

Season Highs

Pts	
Rebs	
FGM	
FGA	
3FGM	
3FGA	
FTM	
FTA	
Ast	
Blk	
Stl	
Double Figure Scoring	0
20+ Point Games	0
Double-Figure Rebounds	0
Double-Doubles	0

Career Highs

Pts	
Rebs	
FGM	
FGA	
3FGM	
3FGA	
FTM	
FTA	
Ast	
Blk	
Stl	
Double Figure Scoring	0
20+ Point Games	0
Double-Figure Rebounds	0
Double-Doubles	0

2025-26 GAME-BY-GAME

CAREER STATS

Freshman Season [2025-26]

- Is currently rehabbing from left knee surgery that was performed before the fall semester began.

Prep Career

- Top-ranked prospect in the state of Minnesota and a consensus top-100 recruit.

- Transferred to Cretin-Derham for his senior year where he led them to a Section 4A Championship & a Class 4A State runner-up finish.

- Averaged 16.3 points, 10.6 rebounds, 3.2 assists, 1.3 steals and 1.7 blocks as a senior, earning All Suburban East Conference

- Earned over 1,000 career points.

- 2025 Battle of the Lakes participant.

- Prior to that, he was at Sheyenne High School in West Fargo, North Dakota, where he led his team to a Class 2A state title

- He dominated Fargo North in the state championship game with 28 points, 17 rebounds and two blocks in the 78-62 victory.

- Was named the 2024 Gatorade Player of the Year.

- Averaged 20.3 points, 13.3 rebounds, 2.2 blocks and 1.9 assists as a junior.

- Spring/Summer of 2024 – played in the Nike EYBL Champions 17U league where he averaged 20.7 points and 8.1 rebounds in 11 games with Howard Pulley.



33

CARSON TOWT

GRADUATE | FORWARD

@burke.chebuhar

@BChebuhar

Height	6-8
Eligibility	Graduate
Hometown	Gilbert, AZ
Previous	Northern Arizona

Season Highs

Pts	19	vs Idaho, 12/10/25
Rebs	19	vs LIU, 11/3/25
FGM	9	vs Idaho, 12/10/25
FGA	12	vs Idaho, 12/10/25
3FGM		
3FGA		
FTM	5	vs Clemson, 1/10/26
FTA	8	vs Clemson, 1/10/26
Ast	5	vs Detroit Mercy, 11/7/25
Blk	2	vs Kansas, 11/24/25
Stl	2, 3x	last vs Clemson, 1/10/26

Double Figure Scoring	4
20+ Point Games	0
Double-Figure Rebounds	13
Double-Doubles	3

Career Highs

Pts	24	at Idaho St, 3/3/25
Rebs	19, 4x	last vs LIU, 11/3/25
FGM	11, 3x	vs. Queens, 3/23/25
FGA	21	vs Queens, 3/23/25
3FGM		
3FGA	1	at Idaho St, 12/29/22
FTM	5, 3x	last vs. Clemson, 1/10/26
FTA	15	vs. Embry Riddle, 1/5/22
Ast	11	vs Embry Riddle, 1/5/22
Blk	3	last at Oral Roberts, 12/4/24
Stl	5	vs. Park, 11/4/24

Double Figure Scoring	61
20+ Point Games	7
Double-Figure Rebounds	60
Double-Doubles	31

2024-25 GAME-BY-GAME

Opponent	Date	GS	MIN	Total		3-Pointers		Free throws		Rebounds				PF	A	TO	BLK	STL	PTS	AVG	
				FG-FGA	PCT	3FG-3FGA	PCT	FT-FTA	PCT	OFF	DEF	TOT	AVG								
LIU	11/03/2025	*	28:40	1-4	.250	0-0	.000	0-0	.000	6	13	19	19.0	2	3	0	1	2	2	2.0	
Detroit Mercy	11/07/2025	*	20:59	5-7	.714	0-0	.000	1-2	.500	4	6	10	14.5	1	5	1	0	1	11	6.5	
Eastern Ill.	11/11/2025	*	24:24	2-6	.333	0-0	.000	1-2	.500	8	3	11	13.3	4	3	3	0	1	5	6.0	
at Ohio St.	11/16/2025	*	29:07	4-5	.800	0-0	.000	0-3	.000	2	10	12	13.0	3	2	2	0	0	8	6.5	
Bellarmine	11/19/2025	*	29:23	4-6	.667	0-0	.000	4-6	.667	3	8	11	12.6	2	0	2	0	0	12	7.6	
vs Kansas	11/24/2025	*	27:32	1-4	.250	0-0	.000	0-0	.000	2	8	10	12.2	3	2	0	2	1	2	6.7	
vs Rutgers	11/25/2025	*	24:22	1-3	.333	0-0	.000	0-0	.000	3	3	6	11.3	1	0	0	1	1	2	6.0	
vs Houston	11/26/2025	*	25:26	0-0	.000	0-0	.000	2-3	.667	1	3	4	10.4	4	0	1	0	0	2	5.5	
Missouri	12/02/2025	*	22:50	1-1	1.000	0-0	.000	0-0	.000	1	8	9	10.2	3	1	1	0	0	2	5.1	
at TCU	12/05/2025	*	32:51	6-6	1.000	0-0	.000	1-5	.200	2	7	9	10.1	5	4	1	0	1	13	5.9	
Idaho	12/10/2025	*	31:29	9-12	.750	0-0	.000	1-1	1.000	6	9	15	10.5	3	3	2	1	0	19	7.1	
Evansville	12/13/2025	*	19:25	1-2	.500	0-0	.000	0-0	.000	2	4	6	10.2	4	1	1	0	0	2	6.7	
Purdue Fort Wayne	12/21/2025	*	26:48	3-6	.500	0-0	.000	0-0	.000	6	4	10	10.2	3	3	1	0	1	6	6.6	
at Stanford	12/30/2025	*	22:17	4-7	.571	0-0	.000	0-0	.000	5	5	10	10.1	4	0	2	0	2	8	6.7	
at California	01/02/2026	*	27:35	4-4	1.000	0-0	.000	0-1	.000	6	9	15	10.5	0	2	1	0	0	8	6.8	
Clemson	01/10/2026	*	32:00	2-2	1.000	0-0	.000	5-8	.625	3	7	10	10.4	2	2	1	1	2	9	6.9	
Miami (FL)	01/13/2026	*	22:03	2-3	.667	0-0	.000	0-0	.000	2	5	7	10.2	4	0	1	1	0	4	6.8	
at Virginia Tech	01/17/2026	*	18:39	1-5	.200	0-0	.000	0-2	.000	3	1	4	9.9	4	1	0	1	0	2	6.5	
at North Carolina	01/21/2026	*	17:38	3-11	.273	0-0	.000	0-1	.000	5	1	6	9.7	3	1	2	0	0	6	6.5	
Boston College	01/24/2026	*	33:42	2-3	.667	0-0	.000	2-4	.500	7	6	13	9.9	1	2	2	1	1	6	6.5	
Virginia	01/27/2026	*	17:06	3-4	.750	0-0	.000	0-0	.000	3	2	5	9.6	5	1	1	0	0	6	6.4	
at Syracuse	01/31/2026	*	35:19	4-5	.800	0-0	.000	0-0	.000	1	7	8	9.5	3	2	0	0	0	8	6.5	
at Louisville	02/04/2026	*	24:46	3-5	.600	0-0	.000	0-1	.000	3	7	10	9.6	4	3	3	0	1	6	6.5	
Florida St.	02/07/2026	*	24:18	2-2	1.000	0-0	.000	0-7	.000	2	6	8	9.5	4	0	0	1	0	4	6.4	
Totals			24	618:40	68-113	.602	0-0	.000	17-46	.370	86	142	228	9.5	72	41	28	10	14	153	6.4

Player Averages

Games Played	Minutes/ game	Points/ game	FG Pct	3FG Pct	FT Pct	Rebounds/ game	Assists/ game	Turnovers/ game	Assist/Turnover ratio	Steals/ game	Blocks/ game
24	25.8	6.4	60.2	0.0	37.0	9.5	1.7	1.2	1.5	0.6	0.4

CAREER STATS

SEASON	TEAM	GP-GS	MIN/AVG	Field Goals		3-Point		F-Throws		Rebounds				Scoring	
				FG-FGA	FG%	3FG-3FGA	3FG%	FT-FTA	FT%	OFF	DEF	TOT	AVG	PF-FO	A
2020-21	NAU	22-19	470/21.4	51-96	.531	0-0	.000	22-43	.512	38	63	101	4.6	73-5	28
2021-22	NAU	32-32	948/29.6	109-224	.487	0-0	.000	50-108	.463	94	186	280	8.8	100-4	119
2022-23	NAU	35-35	991/28.3	157-295	.532	0-1	.000	40-100	.400	113	161	274	7.8	114-4	106
2024-25	NAU	34-34	1146/33.7	199-350	.569	0-0	.000	55-145	.379	119	304	423	12.4	85-4	115
2025-26	ND	24-24	619/25.8	68-113	.602	0-0	.000	17-46	.370	86	142	228	9.5	72-2	41
TOTAL FOR ND	24-24	619/25.8	68-113	.602	0-0	.000	17-46	.370	86	142	228	9.5	72-2	41	28
TOTAL	147-144	4173/28.4	584-1078	.542	0-1	.000	184-442	.416	450	856	1306	8.9	444-19	409	249

Career Awards

- 2025 Second Team All-Big Sky // 2025 Unanimous Big Sky All-Defensive Team // 2023 Big Sky All-Tournament Team // Four-time Golden Eagle Scholar-Athlete Award recipient // 2021 Big Sky All-Academic honoree

AT NOTRE DAME

Graduate Season (2025-26)

- Averaging 9.5 rpg - ranks 24th nationally & 4th in the ACC.
- **3.6 offensive rpg - 1st in the ACC, 15th in country** // 5.9 defensive rpg - 5th in the ACC.
- 70.3% around the rim // 43.2% in the paint // 60.2% from two overall.
- Averaging 6.1 points & 8.7 rebounds in ACC play // 3.6 O-Reb in ACC play - ranks 2nd.
- CBB Analytics: Off Rebound Pct of 16.0%, ranks in 97th percentile.
- 14 for his last 19 from the field, over last 5 games. 26 points in that span.
- In BC win -- Big 7 offensive board game (13 total rebounds). Also supplied 6 points.
- Recorded a season-high 19 points in his third double-double of the season in the win over Idaho (12/10). Grabbed 15 boards.
- Scored 13 points in big road win at TCU. Towt was a perfect 6-6 from the floor. Also recorded 9 boards & 4 assists.
- Posted the best rebounding start to the season in the conference era (1995-on) for a ND player with 6 straight games with double-digit rebounds.
- Earned his first ND double-double in game #2 with 11 points and 10 rebounds. Ultimately has recorded three double-doubles on the season.
- Set an Irish debut rebounding record with 19 boards vs. LIU. He is now the 16th different Irish player to reel in at least 19 rebounds in a game.
- Fav shot is the floater in the paint. Great eye for passing and kicking out to find the open shooter.
- **His 1,306 career rebounds leads all active players and ranks 83th all-time**
- He's the first Arizona native to ever suit up in an Irish uniform

AT NORTHERN ARIZONA

- Recorded 1,199 career points and 1,078 career rebounds across four seasons. He averaged 9.7 ppg and 8.8 rpg
- **Senior Season (2024-25)**
- Led the nation in rebounding with 12.4 per game
- Set a Big Sky Conference single-season rebounding record, grabbing 423 rebounds across 34 games. The 423 rebounds led the country.
- Also led the country in defensive rebounds per game at 8.9
- Reeled in 3.5 offensive boards per game which ranked 14th nationally
- Became just the second-ever player in program history to record 1,000 rebounds, just before becoming the record holder while breaking the 63-year record that was set at 1,044 rebounds
- Was second on the team in scoring – he averaged 13.4 points per game
- Produced 20 double-doubles which ranked sixth in the nation
- Shot .569 overall from the field which ranked second in the Big Sky and 26th nationally
- Averaged 3.4 assists per game
- He snared a career-high 19 rebounds against Northern Colorado.



34

MATT MACLELLAN

GRADUATE | FORWARD

@l3mattmac	@MatthewMacLell3
Height	6-9
Eligibility	Graduate
Hometown	Canton, MI
Prev. School	Madonna

Season Highs

Pts	7	at Virginia Tech, 1/17/26
Rebs	3, 2x	last at North Carolina, 1/21/26
FGM	2	at Virginia Tech, 1/17/26
FGA	2, 2x	last at North Carolina, 1/21/26
3FGM		
3FGA		
FTM	3	at Virginia Tech, 1/17/26
FTA	4	at Virginia Tech, 1/17/26
Ast	1	vs Detroit Mercy, 11/7/25
Blk	1	at Virginia Tech, 1/17/26
Stl		
Double Figure Scoring		0
20+ Point Games		0
Double-Figure Rebounds		0
Double-Doubles		0

Career Highs

Pts	7	at Virginia Tech, 1/17/26
Rebs	3, 2x	last at North Carolina, 1/21/26
FGM	2	at Virginia Tech, 1/17/26
FGA	2, 2x	last at North Carolina, 1/21/26
3FGM		
3FGA		
FTM	3	at Virginia Tech, 1/17/26
FTA	4	at Virginia Tech, 1/17/26
Ast	1	vs Detroit Mercy, 11/7/25
Blk	1	at Virginia Tech, 1/17/26
Stl		

AT NOTRE DAME

Graduate Season (2025-26)

- Appeared in 7 contests this season.
- Made quite the impression in the 2nd half at Virginia Tech, coming in to record 7 points, 3 rebounds, 1 block in 11 minutes.
- Registered not only his first minutes in an Irish uniform but also at the Division I level. Earned 1 assist vs. Detroit Mercy.

AT MADONNA - NAIA

Senior Season (2024-25)

- Played in 31 games, averaging 28.3 minutes
- Averaged 14.5 points on 57.3 percent shooting from the floor
- Was 17-53 from beyond the arc, good for 32.1 percent
- Converted 67.5 percent from the free-throw line
- Reeled in 4.5 rebounds per game
- Dished out 2.8 assists per game

2025-26 GAME-BY-GAME																				
Opponent	Date	GS	MIN	FG-FGA	PCT	3FG-3FGA	PCT	FT-FTA	PCT	OFF	DEF	TOT	AVG	PF	A	TO	BLK	STL	PTS	AVG
Detroit Mercy	11/07/2025		03:08	0-0	.000	0-0	.000	0-0	.000	0	0	0	0.0	1	1	0	0	0	0	0.0
Evansville	12/13/2025		01:57	0-0	.000	0-0	.000	0-0	.000	1	0	1	0.5	1	0	0	0	0	0	0.0
Purdue Fort Wayne	12/21/2025		03:19	0-0	.000	0-0	.000	0-0	.000	0	2	2	1.0	0	0	0	0	0	0	0.0
at Virginia Tech	01/17/2026		11:41	2-2	1.000	0-0	.000	3-4	.750	0	3	3	1.5	1	0	1	1	0	7	1.8
at North Carolina	01/21/2026		10:40	1-2	.500	0-0	.000	0-0	.000	1	2	3	1.8	2	0	0	0	0	2	1.8
at Syracuse	01/31/2026		00:57	1-1	1.000	0-0	.000	0-1	.000	0	1	1	1.7	0	0	0	0	0	2	1.8
at Louisville	02/04/2026		01:01	0-0	.000	0-0	.000	0-0	.000	0	0	0	1.4	0	0	0	0	0	0	1.6
Totals		0	32:44	4-5	.800	0-0	.000	3-5	.600	2	8	10	1.4	5	1	1	1	0	11	1.6

Player Averages

Games Played	Minutes/game	Points/game	FG Pct	3FG Pct	FT Pct	Rebounds/game	Assists/game	Turnovers/game	Assist/Turnover ratio	Steals/game	Blocks/game
7	4.7	1.6	80.0	0.0	60.0	1.4	0.1	0.1	1.0	0.0	0.1

CAREER STATS

	Minutes				Totals			3-Point			Free-Throws			Rebounds												
	GP	GS	MIN	AVG	FG	FGA	PCT	FG	FGA	PCT	FT	FTA	PCT	OFF	DEF	TOT	AVG	PF	FO	AST	AST/G	T/O	BLK	STL	PTS	AVG
2020-21	9	1	100	11.1	8	15	.533	0	0	.000	10	19	.526	7	21	28	3.1	9	0	1	0.1	4	5	2	26	2.9
2021-22	32	5	486	15.2	66	107	.617	1	5	.200	38	70	.543	27	68	95	3.0	53	1	22	0.7	18	11	12	171	5.3
2022-23	33	1	507	15.4	62	120	.517	4	15	.267	31	58	.534	40	58	98	3.0	71	0	30	0.9	22	11	11	169	4.8
2023-24	34	34	1040	30.6	140	303	.462	21	74	.284	122	164	.744	40	143	183	5.4	92	3	67	2.0	51	23	23	423	12.4
2024-25	31	30	878	28.3	160	279	.573	17	53	.321	114	169	.675	46	92	138	4.5	87	2	86	2.8	48	27	15	451	14.5
Total	139	71	3011	21.7	436	824	.529	43	147	.293	315	480	.656	160	382	542	3.9	312	6	206	1.5	143	77	63	1230	8.8

MACLELLAN, Matthew

				Field Goals		3-Point		F-Throws		Rebounds				Scoring							
SEASON	TEAM	GP-GS	MIN	AVG	FG-FGA	FG%	3FG-3FGA	3FG%	FT-FTA	FT%	OFF	DEF	TOT	AVG	PF-FO	A	TO	BLK	STL	PTS	AVG
2025-26	ND	7-0	33	4.7	4-5	.800	0-0	.000	3-5	.600	2	8	10	1.4	5-0	1	1	1	0	11	1.6
TOTAL		7-0	33	4.7	4-5	.800	0-0	.000	3-5	.600	2	8	10	1.4	5-0	1	1	1	0	11	1.6

2025-26 FIGHTING IRISH ROSTER



#0 Brady Stevens
So. // G // 6-4
Boston, MA | Wellesley



#2 Logan Imes
Jr. // G // 6-4
Zionsville, IN | Zionsville



#3 Markus Burton
Jr. // G // 6-0
Mishawaka, IN | Penn



#5 Cole Certa
So. // G // 6-5
Le Roy, IL | IMG Academy



#6 Brady Koehler
Fr. // F // 6-10
Fishers, IN | Cathedral High



#7 Ryder Frost
Fr. // F // 6-7
Beverly, MA | Phillips Exeter Academy



#10 Jalen Haralson
Fr. // G // 6-7
Anderson, IN | La Lumiere



#11 Braeden Shrewsberry
Jr. // G // 6-4
Granger, IN | State College Area



#12 Garrett Sundra
So. // F // 6-11
Ashburn, VA | Paul VI Catholic



#13 Sir Mohammed
So. // G // 6-6
Charlotte, NC | Myers Park



#14 Kebba Njie
Sr. // F // 6-10
Centerville, OH | La Lumiere / Penn St



#15 Tommy Ahneman
Fr. // C // 6-11
Fargo, ND | Cretin-Derham Hall



#22 Luke Devine
Fr. // F // 6-7
Moraga, CA | Campolindo




#33 Carson Towt
Gr. // F // 6-8
Gilbert, AZ Gilbert High/Northern Arizona



#34 Matthew MacLellan
Gr. // F // 6-9
Canton, MI | Plymouth High/Madonna



Micah Shrewsberry
Glenn & Stacey Murphy Head Coach
3rd Season at ND



Kyle Getter
Associate Head Coach
3rd Season at ND




Mike Farrelly
Assistant Coach
3rd Season at ND



Ryan Owen
Assistant Coach
3rd Season at ND



Tre Whitted
Assistant Coach
3rd Season at ND



Grady Eifert
Assistant Coach
3rd Season at ND



Bo Waggoner
Director of Ops
1st Season at ND



Pat Garrity
General Manager
1st Season at ND