



SEASON 52 • ACC SEASON 49

NC STATE WOMEN'S BASKETBALL

#GoPack

f/packwomensbball

@packwomensbball

i/packwomensbball

1,094 ALL-TIME WINS • 30 NCAA TOURNAMENTS • 7 ACC REGULAR-SEASON TITLES • 7 ACC TOURNAMENT TITLES

SCHEDULE

OVERALL: 17-7
ACC: 10-3 | NON-CON: 7-4
ACCT: 0-0 | NCAAT: 0-0
HOME: 8-4 | AWAY: 6-2 | NEUTRAL: 3-1

Date	Opponent	Time (EST) / TV / Result
11/4	vs. No. 8/9 Tennessee #	W, 80-77
11/9	vs. No. 18/16 USC S	L, 69-68
11/11	MAINE	W, 66-47
11/16	No. 17/12 TCU	L, 69-59
11/19	COASTAL CAROLINA	W, 71-58
11/23	RHODE ISLAND	L, 68-63
11/27	vs. Green Bay %	W, 79-67
11/28	vs. Southern Miss %	W, 110-56
12/3	at No. 9/9 Oklahoma * L (OT),	103-98
12/7	SETON HALL	W, 61-53
12/14	at Miami *	W, 87-61
12/18	GEORGIA TECH *	W, 87-58
12/21	at Davidson	W, 68-59
1/1	STANFORD *	W, 74-46
1/4	CALIFORNIA *	W, 71-60
1/8	at Clemson *	L, 75-65
1/11	SMU *	W, 91-54
1/15	at Wake Forest *	W, 95-77
1/18	No. 9/10 LOUISVILLE * L (OT),	88-80
1/24	at Virginia *	W (OT), 78-76
1/29	at Boston College *	W, 106-84
2/2	No. 25/23 NORTH CAROLINA & *	L, 61-59
2/5	FLORIDA STATE *	W, 83-55
2/8	at Virginia Tech *	W, 82-62
2/15	at Notre Dame *	TBA / ESPN
2/19	at Duke *	7 PM / ESPN
2/22	SYRACUSE *	2 PM / THE CW
2/26	WAKE FOREST *	7 PM / ACCNX
3/1	at Pittsburgh *	2 PM / ACCN

3/4-8	ACC Tournament
3/20-23	NCAA Tournament First and Second Rounds (Campus Sites)
3/27-30	NCAA Regional (Forth Worth, Sacramento)
4/3	NCAA Final Four (Phoenix, Ariz.)
4/5	NCAA National Championship (Phoenix, Ariz.)

All times (ET) are subject to change

*: ACC contest

#: Ro Greensboro Invitational (Greensboro, N.C.)

\$: Ally Tipoff (Charlotte, N.C.)

^: Cancun Challenge (Riviera Maya, Mexico)

%: SEC/ACC Challenge (Norman, Okla.)

&: Play4Kay

+: Ally ACC Women's Basketball Tournament (Duluth, Ga.)

#: NCAA Tournament

Rankings: AP/USA Today at time of competition

MEDIA INFO

ESPN

Play-by-Play Mike Monaco
Analyst Debbie Antonelli

RADIO (WKNC 88.1 FM)

Play-by-Play Andrew Sanders
Analyst Ernie Myers

NC STATE ATHLETICS COMMUNICATIONS

Kylie Magar - Director of Communications
Cell Phone - 425-647-9584
Email - kamagar@ncsu.edu

NC STATE WOLFPACK

17-7 (10-3 ACC)



Head Coach: Wes Moore

Record at NC State (yrs): 318-102(13)

Career Record (yrs): 876-271 (37)

Rankings: RV/RV

GAME 25

Date..... Sunday, Feb. 15, 2026
Time (EST)..... 4 PM
City..... South Bend, Ind.
Arena..... Purcell Pavilion (9,149)
Radio..... WKNC 88.1 FM
TV..... ESPN
Series History..... NC State trails 10-6

NOTRE DAME FIGHTING IRISH

15-9 (7-6 ACC)



Head Coach: Niele Ivey

Record at ND (yrs): 132-47 (6)

Career Record (yrs): Same

Rankings: NR/NR

PACK FACTS

A WIN ON SUNDAY WOULD






- Be the 1,095th win in program history (1,094-511)
- Be head coach **Wes Moore's** 877th career win (876-271)
- Be **Moore's** 319th win at NC State (318-102)
- Be a Quad 1 win (ND is No. 29 in the NET)
- Be the third straight win
- Be the fifth straight road win
- Be the second straight win in South Bend
- Clinch an 11-win ACC slate for Coach **Moore** for the 10th time
- Elevate NC State's ACC record to 11-3
- Improve NC State's record vs. Notre Dame to 7-10

NOTING THE WOLFPACK

- NC State is 10-3 in the ACC in a tie for third (w/ UNC who owns the tiebreaker) with five games left to play
- The Wolfpack picked up its third Quad 1 win of the year with an 82-62 win at Virginia Tech. NC State used a 25-8 second quarter to elevate past the Hokies
- In the Pack's 21st annual Play4Kay game, NC State raised \$508,715.35 for breast cancer education and research
- NC State is looking for its second straight win over Notre Dame and second straight in South Bend. The Pack has won four of the last six meetings
- NC State is No. 23 in the NET with three Quad 1 wins and five Quad 2 wins

- With one of the toughest schedules in the country, NC State is third for the best average opponent NET ranking (76) in the country
- **Khamil Pierre** leads the team in scoring (16.5) on 53.2 percent shooting (176-331) and rebounding (12.1), while also leading the league in rebounds, defensive rebounds (8.7) and double-doubles (16). She is third in the country in double-doubles and seventh in rebounds
- **Zoe Brooks** paces the Pack with 4.7 assists and 1.5 steals per game and averages 16.2 points per game
- **Zamareya Jones** has a team's most 58 3-pointers, while also averaging 15.0 points per game
- **Tilda Trygger** paces the Pack with 1.41 blocks per game and has a team's best field goal percentage of .538 (106-197), averaging 11.9 points per game
- Three different Pack players rank in the top 25 in scoring in the ACC with **Pierre** (4th - 16.5), **Brooks** (5th - 16.2) and **Jones** (10th - 15.0), and two rank in the top 10 in rebounding with **Pierre** (1st - 12.1) and **Trygger** (10th - 7.7)
- NC State leads the league in rebounds per game (44.46) and defensive rebounds per game (32.0), which are fifth and second in the country, respectively
- **Brooks** was named to the Nancy Lieberman Point Guard of the Year Midseason Top 10 Watchlist, **Pierre** was recognized on the Katrina McClain Power Forward of the Year Midseason Watchlist and Naismith Defensive

LAST GAME'S PACK STARTERS (BASED ON GAME AT VIRGINIA TECH)

	Qadence Samuels Jr. • G • 6-0 PPG RPG APG MPG 6.2 4.8 1.5 25.4	<ul style="list-style-type: none">• Coming off two points and three rebounds in 10 minutes at Virginia Tech• Logged a season-high 16 points off 7-of-10 from the field with five rebounds and two assists vs. SMU• Registered 13 points, six rebounds, two assists and three steals, playing all 40 minutes vs. Cal• Has five double-digit scoring games and 12 contests with 5+ rebounds• A part of the 2025 NCAA Women's Basketball Championship team with UConn• Logged big minutes at UConn as a freshman, tallying 5.0 points and 2.5 rebounds per game along with 35 3-pointers and a 35.4 3-point percentage• Tallied 14 points off 4-of-8 shooting from 3-point at NC State as a freshman• Named BIG EAST Freshman of the Week following her first week of college basketball in 2023
	Zamareya Jones So. • G • 5-7 PPG RPG APG MPG 15.0 3.5 3.6 31.6	<ul style="list-style-type: none">• Coming off 16 points, four assists, one steal and one block at Virginia Tech• Registered an ACC-high 25 points, six boards, two assists & three steals vs. Florida State• Recorded a career-high 26 points and a career-high eight rebounds w/ three assists and two steals at No. 9/9 Oklahoma• No. 4 in 3FG% (.400) & 3FG/gm (2.52). No. 7 in ast/to ratio (1.98). No. 10 in scoring & No. 14 in FG% (.415) in ACC• Has four 20+ point games and double digits in scoring in all but three games• Named Ann Meyers-Drysdale Preseason Watchlist• Logged 10 10+ point games and led the team in scoring on three different occasions and assists five times in 2024-25• Had seventh most 3-pointers (35) and eighth best 3-point percentage (.350) for NC State freshman in school history• Ranked No. 17 at the time of her signing and a five-star McDonald's All-American
	Khamil Pierre Jr. • F • 6-2 PPG RPG SPG MPG 16.5 12.1 1.0 31.4	<ul style="list-style-type: none">• Coming off 16th double-double, fifth straight, with 25 points and 12 rebounds with two steals at Virginia Tech• Averages 17.8 points and 11.4 rebounds per game in ACC play• Has 22 10+ point games, seven 20+ games, 17 10+ rebound games & 16 double-doubles, tied for fifth most in school history• Tallied 19 points and 20 rebounds at No. 9/9 Oklahoma and was the Cancun Challenge Yucatan MVP with 12 points and 21 rebounds, the third most in school history, vs. Green Bay• Ranks No. 3 in the country in double-doubles & seventh in rebounds/gm; leads ACC in boards/gm & fourth in PPG• Was Ro Greensboro Invitational MOP with 21 points and 14 rebounds at No. 8/8 Tennessee• Naismith Defensive POY Midseason Watchlist and Katrina McClain PF of the Year Midseason Top 10 Watchlist• Averaged 20.4 points, 9.6 rebounds and 2.9 steals per game as a WBCA Honorable Mention choice at Vandy
	Tilda Trygger So. • F • 6-6 PPG RPG BPG MPG 11.9 7.7 1.4 30.6	<ul style="list-style-type: none">• Coming off eight points, six rebounds, one steal and three blocks at Virginia Tech• Registered a career-high 25 points w/ six rebounds and one block at Boston College• Logged first double-double of the season with 18 points, 12 boards, two blocks and two steals at No. 9/9 Oklahoma• Ninth in blocks per game & 10th in rebounds per game in the ACC & fifth in FG% in league games (.559)• Tabbed to Lisa Leslie Center of the Year Midseason Top 10 Watchlist• Named ACC All-Freshman Team choice, averaging 8.6 points and 6.1 rebounds per game in ACC play in 2024-25• Recorded a career-high matching 19 points with 10 rebounds and two blocks vs. No. 1/1 Notre Dame• In NC State freshman ranks, finished No. 6 in games played (34), No. 8 in blocks (22) and No. 11 in rebounds (166)• A part of the Swedish National and U20 teams, having led the U20 team to the 2025 EuroBasket Semifinals
	Zoe Brooks Jr. • G • 5-10 PPG RPG APG MPG 16.2 5.0 4.7 33.2	<ul style="list-style-type: none">• Coming off 25 points (13-of-14 FT), five rebounds, five assists and career-high six steals at Virginia Tech• Tabbed to Nancy Lieberman Point Guard of the Year Midseason Top 10 Watchlist• Had career-high 37 points, ninth most at NCSU, w/ five rebounds & five assists at Virginia; second career 30 pt game• She went 19-of-20 from the free throw line at UVA, setting school and arena records in both; ACC & USBWA POW• Became 41st 1,000-point scorer at NC State, logging 18 points, six assists & three steals; No. 29 on all-time scoring list• Named on Cancun Challenge All-Tournament Team w/ 17.5 points, 3.0 rebounds, 6.0 assists & 3.0 steals per game• Ranks No. 2 in FT% (.859). No. 4 in ast/to ratio (2.07). No. 5 in scoring, No. 6 in assists/gm & No. 15 in FG% (.415) in ACC• Named ACC Most Improved Player (first in school history), as well as an All-ACC First Team choice, ACC All-Tournament First Team selection and WBCA All-America Honorable Mention honors

NC STATE VS. NOTRE DAME

NC STATE (NATL RANK)		ND (NATL RANK)
78.4 (26)	POINTS PER GAME	79.1 (23)
66.0 (220)	OPPONENT POINTS PER GAME	66.1 (228)
.447 (51)	FIELD GOAL PERCENTAGE	.467 (20)
.386 (113)	OPPONENT FIELD GOAL PERCENTAGE	.428 (305)
.317 (137)	THREE-POINT FIELD GOAL PERCENTAGE	.348 (46)
.290 (10)	OPPONENT THREE-POINT FIELD GOAL PERCENTAGE	.319 (257)
.759 (47)	FREE THROW PERCENTAGE	.794 (8)
44.46 (5)	REBOUND AVERAGE	34.83 (280)
7.9 (27)	REBOUNDING MARGIN	-0.4 (218)
14.9 (82)	ASSISTS PER GAME	14.7 (88)
0.79 (156)	TURNOVER MARGIN	6.92 (18)
1.26 (24)	ASSIST-TURNOVER RATIO	1.14 (46)

LAST TIME VS. ND

[illegible]

Player of the Year Watchlist and **Trygger** was recognized on the Lisa Leslie Center of the Year Midseason Watchlist

SERIES HISTORY (NC STATE TRAILS 10-6)

- Sunday's game is the 17th of the all-time series
- NC State has the 4-2 edge in the last six meetings and the series is tied at 5-5 in the last 10
- The Pack is 2-3 in games played in South Bend
- Last year's game vs. Notre Dame was one of the games of the year in women's college basketball. NC State defeated No. 1/1 Notre Dame 104-95 in double overtime. **Zoe Brooks** scored a then-career-high 33 points with 10 rebounds, three assists and two blocks. **Tilda Trygger** logged 19 points, 10 rebounds and two blocks and the Pack used a 12-0 run in double overtime to seal the fifth win over a No. 1 team in school history (third in the **Wes Moore** era)

SCOUTING NOTRE DAME

- Notre Dame was picked to finish fifth in the ACC Preseason Poll. The Fighting Irish finished 28-6 and 16-2 in ACC play to share the ACC Regular Season Championship with the Wolfpack. Notre Dame made the NCAA Sweet 16
- This season, ND is 15-9 and 7-6 in the ACC
- **Hannah Hidalgo** was named ACC Preseason Player of the Year and was tabbed to the Preseason All-ACC Team
- **Leah Macy** was named to the Preseason All-Freshman Team, but she is out for the season
- **Hidalgo** leads ND and the ACC with 24.9 points per game along with 131 assists and 130 steals (leads the NCAA)
- **Cassandra Prosper** paces the Irish with 7.5 rebounds per game with 15.0 points per game and 24 blocks
- Seven players average 6.7 points per game or more

LAST TIME OUT

- NC State earned its first win at Virginia Tech since 2022, using a 25-8 advantage in the second quarter to win 82-62
- **Zoe Brooks** and **Khamil Pierre** combined for 50 of the Pack's 82 points. **Brooks** logged 25 points, going 13-of-14 from the free throw line, with five rebounds, five assists and a career-high six steals. **Pierre** recorded her 16th double-double with 25 points, 12 rebounds and two steals
- **Zamareya Jones** recorded 16 points off four triples with four assists and one block and steal
- NC State had more points off turnovers (16-11), points in the paint (44-36) and fast break points (11-9)

WINNING CULTURE

- NC State has 1,094 program wins and a .682 (1,094-511) winning percentage. The program total wins and winning percentage rank at No. 19 in NCAA DI
- Over the past six years NC State ranks No. 6 in winning percentage (.797 - .149-38)

STRENGTH IN THE PACK

- The Pack sold out season tickets on June 1, 2025, with 3,330 season tickets sold
- NC State is 21st in average attendance (5,050) and third in percent capacity (91.82) in the NCAA, with the percent capacity number leading the ACC and average attendance standing at third in the league despite a smaller venue
- Since the renovation of Reynolds Coliseum was completed in August 2016, NC State has gone 143-19 (.883) in home games

- That record includes 71 out of 75 possible non-conference wins (three losses to top 25 opponents) and 70 out of 87 possible league wins. The Pack is 23-11 at home vs. ranked opponents also since the renovation
- NC State has also sold out 55 games since the renovation
- NC State is 582-149 (.796) in its 52-year history of home games
- NC State went 18-0 at home last season, marking the most home wins in a season and third undefeated home season in school history (1977-78, 2020-21 and 2024-25)
- In 2024-25, the Pack was ranked No. 4 in percent capacity (94.16) and No. 21 in attendance average (5,179)

SELLOUTS

- Single game tickets went on sale to the general public on Oct. 20
- The Pack has six sellouts

GAME	DATE SOLD OUT
TCU (11/16)	Nov. 14
Stanford (1/1)	Dec. 22
SMU (1/11)	Jan. 11
Louisville (1/18)	Nov. 5
North Carolina (2/2)	Oct. 20
Syracuse (2/22)	Nov. 5

YOUNGINS

- NC State is the eighth youngest team among schools in the Power Five (including BIG EAST as the fifth conference here) with an average age of 19.97
- NC State is the fourth youngest in the ACC, with five ACC schools having an average age on the roster at 19.98 or less - Louisville (19.91), Pitt (19.91), Wake Forest (19.95) and North Carolina (19.98). Kansas State has the youngest team among P5 schools (19.78)
- The team has no seniors for the first time in school history and in Coach **Wes Moore's** career

MILESTONE TRACKER

Zoe Brooks

- No. 29 in career points (1,214) - needs 7 more to tie **Summer Erb** at No. 28 (1,221)
- 423 career rebounds - needs 77 more for 500 career rebounds
- No. 12 in career assists (368) - needs 4 more to tie **Aislinn Konig** for 11th (372) and 19 more to tie **Connie Rogers** for 10th (387)
- 135 steals - needs 40 more to be No. 15 in career steals in school history (175)
- No. 11 in single-season free throws (116) - needs 2 more to tie **Jennifer Howard** at No. 10 (118), 4 more to tie **Amber White** at No. 9 (120), 6 more to tie **Kaila Ealey** at No. 8 (122), 10 more to tie **Chelsea Nelson** at No. 7 (126) and 11 more to tie **Trudi Lacey** for No. 6 (127)

0 (127)
Khamil Pierre

- 1,341 career points - surpassed 1,000 career points vs. TCU
- 774 career rebounds

RECAP VS. ND

The No. 13/12 NC State took down No 1/1 Notre Dame, 104-95, in double overtime on Sunday night to hand the Irish its first loss since Nov. 30 after going into the game on a 19-game winning streak. The win marked NC State's fifth win over a No. 1 opponent in school history, third in the Wes Moore era and first at home since 1978.

The Pack went on a 10-0 run in double overtime, while holding the Irish scoreless in double overtime until 27 seconds left in the period. The game featured 21 lead changes and 21 ties and marked the first time NC State has surpassed 100 points since 2021. NC State shot 46 percent from the field and had the slight advantage in the rebounding battle, 51-49. The Pack was 24-of-26 from the free throw line, going perfect from the line until less than two minutes left in double overtime.

NC State had all five starters in double digits for the fourth time this season, led by Zoe Brink's career-high 33 points with 10 rebounds for her second double-double this season. Saniya Rivers was one assist shy from a triple-double behind 14 points, 13 rebounds and a career-high nine assists with three blocks and two steals. James logged her 12th 20-point game this season and Tilda Trygger matched a career-high 19 points. The Pack's win marked the first over an AP No. 1 team since Feb. 21, 2021, when the Pack beat Louisville on the road, 74-60.

Notre Dame got on the board first with a layup off a steal, but Brooks quickly answered with a jumper and Trygger followed with a 3-pointer. That triple was then matched by Notre Dame, as the score was knotted up a 5-5 two minutes into the game. James nailed a 3-pointer, which was a part of a 7-0 run, as the Pack led 12-5, but ND went on a quick 6-0 run. Brooks came up with a tough layup under the basket, and at the end of the first quarter, the Pack was ahead, 23-20.

The Irish retook the lead in the beginning of the second quarter with back-to-back baskets, and the game was tied twice until Lorena Awou delivered a putback basket. The Irish then responded with a 3-pointer, and at the media timeout taken with 4:06 left in the second quarter, the Irish led 30-29. A Brooks 3-pointer pulled the Pack back ahead just before the game's fifth tie. Trygger made a layup and Madison Hayes then knocked down the Pack's sixth triple of the game to give the Pack the 40-36 edge at halftime.

Both teams missed shots on their first two possessions and then Rivers made a layup to pull the Pack ahead by six in the third quarter. The Irish cut the deficit to four on four different occasions, and at the media timeout, the Pack led 50-46. Zamareya Jones got the Pack out of the drought with a 3-pointer to tie the game up at 53, and then Brooks took it to the rack for a layup to put the Pack back ahead. Notre Dame converted a 3-point play for the game's 10th lead change, as Notre Dame led 59-58 going into the fourth quarter.

The Irish got a basket off a steal to extend its lead to three until Brooks delivered a layup off a steal and Trygve made a 3-pointer to give the Pack back the lead. With 4:33 left in the game, the score was tied at 66. James scored a layup out of the break, but Notre Dame quickly responded with a layup. Brooks put the Pack ahead again with a layup until Notre made a triple. The Pack was down by one until Hayes made two free throws with 53 seconds left in the game. The Pack tied the game with a layup and a 3-pointer, respectively, including with four seconds left in the game with two freebies by Hayes. Notre Dame had the ball with four seconds left in the game and put up a big 3-pointer to tie the game with 0:6 seconds left to tie the game. James had a chance to put up a jumper, but it just hit the rim.

The Pack won the jump ball in overtime and after misses by both teams, Brooks found a hole for a layup. Notre Dame made a basket off a second-chance opportunity to tie the game at 86, and Trygger pulled the Pack back ahead with a layup. Notre Dame took the lead, but the Pack had an answer two different times, including from James, who made a jumper with 20 seconds left in the game. The Pack got a stop on defense to set up for double overtime, as the score was tied at 92-92.

The Pack won the jump ball for the third time, this time in double overtime. Rivers dumped the ball to Trygger and Brooks had a runner to pull the Pack up by four. Off an Irish miss, James took it all the way to the hoop with an around the back layup, as the Pack led 98-92 with 2:50 left in double overtime. The Pack opened up double overtime on a 10-0 run, and Notre Dame's first basket didn't come until 27 seconds left in the period. Brooks made two free throws with 26 seconds left, as the Pack won 104-95.

SERIES HISTORY

NC State trails 10-6

11/20/96	N	L, 53-64
3/2/14	H	L, 60-84
3/8/14	N	L, 48-88
3/1/15	H	L, 60-67
2/4/16	A	L, 46-82
12/29/16	H	W, 70-62
2/25/18	A	L, 67-86
1/18/19	H	L, 72-95
1/12/20	A	W, 90-56
2/1/22	A	L, 66-69
3/26/22	N	W, 66-63
1/29/23	H	W, 69-65
3/3/23	N	L, 60-66
2/16/24	A	W, 59-43
3/10/24	N	L, 55-51
2/23/25	H	W(20), 104-95

WOLFPACK WES

TOP NC STATE PERFORMANCES IN MOORE ERA (2013-14 TO PRES.)

MOST POINTS SCORED:

110 vs. Southern Miss, 11/28/25 W, 110-56

MOST FIELD GOALS MADE:

43 vs. Southern Miss, 11/28/25 W, 110-56

MOST 3-POINT FIELD GOALS MADE:

16 vs. Pitt, 2/25/21 W, 83-53
vs. Mount St. Mary's, 12/13/14 W, 85-60

MOST FREE THROWS MADE:

34 vs. Louisville, 1/17/16 L, 90-92

MOST FREE THROWS ATTEMPTED:

43 vs. Louisville, 1/17/16 L, 90-92

MOST TOTAL REBOUNDS:

64 vs. Mount St. Mary's, 11/13/22 W, 86-38

MOST OFFENSIVE REBOUNDS:

29 vs. South Alabama, 11/17/17 W, 71-50

MOST ASSISTS:

28 vs. Coastal Carolina, 12/6/20 W, 98-46

MOST STEALS:

17 vs. Tennessee State, 11/14/14 W, 84-55

MOST BLOCKED SHOTS:

12 vs. Virginia, 1/8/23 W, 87-62

FEWEST TURNOVERS:

4 4x; last vs. Vermont, 3/22/24 W, 75-55

MOST TURNOVERS FORCED:

27 vs. North Florida, 12/4/16 W, 78-52

FEWEST POINTS ALLOWED:

34 3x; last vs. Washington State W, 62-34

LARGEST MARGIN OF VICTORY:

55 vs. Elon, 11/15/23 W, 90-35

HIGHEST FG PERCENTAGE:

.683 vs. NC Central, 11/29/20 W, 108-70

HIGHEST 3-POINT PERCENTAGE (10+ ATT.):

.667 vs. Louisville, 1/17/16 L, 90-92

LOWEST OPPONENT FG PERCENTAGE:

.190 at South Alabama, 12/19/16 W, 74-31

NC STATE'S LAST 12 POSTSEASONS

YEAR	OVERALL	ACC TOURNEY	POSTSEASON
2024-25	28-7 (16-2)	2-1 (Runner Up)	NCAA Sweet 16
2023-24	31-7 (13-5)	2-1 (Runner Up)	NCAA Final Four
2022-23	20-12 (9-9)	1-1 (QF)	NCAA 1st Round
2021-22	29-3 (17-1)	3-0 (Champ)	NCAA Elite 8
2020-21	20-2 (12-2)	3-0 (Champ)	NCAA Sweet 16
2019-20	28-4 (14-4)	3-0 (Champ)	Canceled
2018-19	28-6 (12-4)	1-1 (SF)	NCAA Sweet 16
2017-18	26-9 (11-5)	2-1 (SF)	NCAA Sweet 16
2016-17	23-9 (12-4)	0-1 (QF)	NCAA 2nd Round
2015-16	20-11 (10-6)	1-1 (QF)	Declined WNIT
2014-15	18-15 (7-9)	0-1 (R1)	WNIT 3rd Round
2013-14	25-8 (11-5)	1-1 (SF)	NCAA 1st Round

- No. 14 in career double-doubles (16) - needs 1 more to tie **Kody Burke** at No. 13 (17)
- No. 5 in single-season double-doubles (16) - needs 1 more to tie at No. 4 (17) with **Genia Beasley** (1978-79)
- No. 14 in single-season rebounds (291) - needs 4 more to tie **Beasley** at No. 13 (295) and 14 more to tie **Chasity Melvin** and **Trudi Lacey** at No. 11 (305)
- 150 career steals - needs 52 for 200 career steals
- Zamareya Jones**
- 58 made 3-pointers this season - needs 8 more to tie **Jennifer Howard** at No. 15 (66)

YEAR 3 FOR ZO DAWG

- Zoe Brooks** is averaging career-highs in nearly every category with 16.2 points, 5.0 rebounds and a team-leading 4.7 assists and 1.5 steals per game
- Coming off 25 points, shooting 13-of-14 from the free throw line, with five rebounds, five assists and a career-high six steals at Virginia Tech
- Brooks** was tabbed to the Nancy Liberman Point Guard of the Year Midseason Top 10 Watchlist, one of two point guards in the ACC on that list
- Logged a career-high 37 points at Virginia behind 8-of-15 shooting from the field, 2-of-2 from 3-point and 19-of-20 from free throw line, with five rebounds and five assists
- She broke the school and John Paul Jones Arena records for free throws made and free throws attempted in a game
- Her 37 points is the fifth most scored by an ACC player this season and 30th in the NCAA. Her 19 free throws is the most made by an ACC player and second most by an NCAA player this season
- The 37 points is No. 9 in a single game in school history and most since 1998 (**Chasity Melvin** vs. Louisiana Tech)
- Named ACC Player of the Week (second of career, third weekly honor) on Jan. 26 and USBWA National Player of the Week on Jan. 27
- She surpassed 1,000 career points at Davidson, which made her the 41st member of the 1,000-point club at NC State. She is currently No. 29 on the all-time scoring list with 1,214
- In the last 13 games, she has gone 87 of 92 from the free throw line and 52-of-54 in the last five
- Named to Cancun Challenge Yucatan All-Tournament Team, having averaged a team's most 17.5 points per game with 3.0 rebounds, 6.0 assists and 3.0 steals per game
- Has tallied 10+ points in 19 games with six 20+ point games, one 30+ point game and two double-doubles
- She is second in free throw percentage (.859), fourth in assist/turnover (2.07), fifth in scoring, sixth in assists per game, 15th in field goal percentage (.415) and 21st in steals in the ACC
- In her career, she has 66 double-digit scoring games, six double-digit rebounding game, six double-doubles, 10 20+ point games and two 30+ point games
- Named the ACC Most Improved Player, the first for the Pack in school history, as well as an All-ACC First Team choice and WBCA All-America Honorable Mention selection. She averaged 14.2 points per game on 46.2 percent shooting, as well 4.7 rebounds, 3.7 assists and 1.3 steals per game across 34 starts
- One of 12 guards in the country to be invited to Kelsey Plum's DAWG Class in 2025
- Brooks** was the second player in the program to post a triple-double. Her 14 points, 12 rebounds and 10 assists marked the first triple-double for the Pack since Feb. 21, 2001. She was the sixth NC State player across both the men's and women's programs to accomplish the feat

KP RUNNING WITH THE PACK

- Khamil Pierre** transferred to NC State in the offseason after two great seasons at Vanderbilt. She averages 16.5 points per game and a career-high 12.1 rebounds per game on a career best 53.2 percent from the field
- Coming off 16th double-double, fifth consecutive, with 25 points and 12 rebounds with two steals at Virginia Tech
- In ACC games, has registered 17.8 points (fifth in ACC) on a .564 field goal percentage (fourth in ACC) with 11.4 rebounds per game (first in ACC)
- Named to Katrina McClain Power Forward of the Year Midseason Top 10 Watchlist, Wooden Award Midseason Top 25 Watchlist and Naismith Defensive Player of the Year Watchlist (one of 25)
- Recorded 26 points, 14 rebounds and one steal at Wake Forest, going 12-of-17 from the field

- Paces the league and is seventh in the country in rebounds per game (12.1) and her 16 double-doubles paces the ACC, which is third in the NCAA. She also leads the league in defensive rebounds per game (8.7), which is seventh in the country. She is fourth in scoring and sixth in field goal percentage (.532) in the ACC
- Only player in Power 4, one of seven nationally, with two or more 20-rebound games, getting those two performances off monster double-doubles with 12 points and a career-high 21 rebounds vs. Green Bay and 19 points with 20 boards at Oklahoma
- Her 21 rebounds vs. Green Bay marked the third most in a single game in school history and most since 2018 when Chelsea Nelson had 22 vs. Duke on March 2, 2018
- The 21 rebounds is the second most by a player in the ACC this season and 19th most by a player in the NCAA this season
- Named the Cancun Challenge Yucatan MVP after averaging 15.0 points, 18.5 rebounds, 2.0 assists and 1.5 blocks per game
- Surpassed 1,000 career points against No. 17/12 TCU, reaching that mark in just 69 games
- In her Wolfpack debut vs. No. 8/9 Tennessee, she finished with a team-high 21 points with 14 rebounds along with three steals and one block. She had the go-ahead basket and was named the Ro Greensboro Invitational Most Outstanding Player
- In her sophomore year at Vanderbilt, she averaged 20.4 points per game off 49.8 percent shooting from the field with 9.6 rebounds and 2.9 steals per game. In the SEC, she was No. 1 in field goals made (273), No. 2 in steals per game, No. 3 in rebounds per game, No. 4 in points per game and No. 6 in field goal percentage
- Named a WBCA All-America Honorable Mention choice, one of five finalists for the Cheryl Miller Small Forward of the Year
- Increased scoring average by 11.5 points per game from her freshman year, averaging 8.9 points and 5.3 rebounds per game as an SEC All-Freshman Team choice and five-time SEC Freshman of the Week

TILDA IS TEA

- Tilda Trygger** has averaged 11.9 points, 7.7 rebounds and a team-leading 1.4 blocks per game
- Coming off eight points, six rebounds, one steal and a career-high matching three blocks at Virginia Tech
- Tabbed to Lisa Leslie Center of the Year Midseason Top 10 Watchlist, one of two in the ACC
- Recorded career-high 25 points behind 10-of-14 from the field and 2-of-3 from 3-point with six rebounds and one block at Boston College. This marked her first career 20-point game
- Logged third consecutive double-double (best streak of her career) with 18 points and 13 rebounds with two blocks at Wake Forest
- Recorded 19 points off 8-of-13 shooting from the field with eight rebounds, two assists, two steals and two blocks in the win vs. No. 8/9 Tennessee
- Ranks No. 9 in blocks per game and No. 10 in rebounds per game in the ACC
- One of four on the team shooting over 30 percent from beyond the arc with a .353 mark (18-of-51)
- In her first year with the Wolfpack having been named to the ACC All-Freshman Team. She averaged 6.6 points, 4.9 rebounds and 0.6 blocks per game across 33 games and 23 starts
- She earned her first career start in the Clemson game as a freshman and started the remaining games throughout the season in 2024-25
- In her career, has logged 20 double-digit scoring games, 10 double-digit rebound games and seven double-doubles
- Earned a career-high 19 points twice, highlighted by a 19-point, 10-rebound double-double vs. No. 1/1 Notre Dame and a career-high 14 rebounds at Florida State
- Named by ESPN as one of the top 10 players with breakout potential this season
- In the NC State freshman record book, finished No. 6 in games played (34), No. 8 in blocks (22) and No. 11 in rebounds (166)
- Registered a near double-double of nine points and a career-high 13 rebounds, including nine offensive, vs. Virginia. Her nine rebounds in the fourth quarter tied a program record with **Elissa Cunane**, who had nine in the third quarter vs. UNC on Jan. 26, 2020

ALAKA-ZAM!!!!

- Zamareya Jones** has averaged 15.0 points, 3.5

- rebounds, 3.6 assists and 1.3 steals per game
- Coming off 16 points with four 3-pointers and four assists and one block and steal at Virginia Tech
- Recorded ACC highs with 25 points and six rebounds vs. Florida State
- Has registered 2+ 3-pointers in nine straight games with 19 multi-3-pointer games and 10 3+ triple games. She is one of four on the team shooting over 30 percent from 3-point at .400 (58-of-145)
- Her 58 3-pointers lead the team
- Earned her first 20-point game of career behind a career-high 26 points with a career-high eight boards and three assists at No. 9/9 Oklahoma
- Had a solid performance at the Cancun Challenge, averaging 15.5 points, 3.5 rebounds, 5.0 assists and 1.5 steals per game
- Finished with 18 points and five assists in the Pack's win over No. 8/9 Tennessee. She scored seven straight points and scored/assisted on the Pack's final 11 points
- In the ACC, ranks No. 4 in 3-point percentage (.400) and 3-pointers per game (2.52), No. 7 in assist/turnover ratio (1.98), No. 10 in scoring, No. 14 in field goal percentage (.428) and No. 17 in assists per game
- Jones** was tabbed on the Ann Meyers-Drysdale Shooting Guard of the Year Preseason Watchlist
- She was a spark off the bench last season, averaging 7.1 points and 1.5 assists per game across 30 game appearances and two starts as a freshman
- In game vs. Louisville, led the team with 18 points off 7-of-8 from the field. She delivered 16 of those points off 7-of-7 from the field in a stretch that was less than nine minutes
- In the NC State freshman record book, **Jones** finished No. 7 in 3-point field goals made (35) and 3-point field goals attempted (100) and No. 8 in 3-point field goal percentage (.350)

Q! THAT'S WHO!

- Qadence Samuels** has started in 20 games, including in the Pack's last 12. She earned her first career start vs. Tennessee
- Coming off two points and three rebounds at Virginia Tech
- Tallied a career-high five assists at Wake Forest and season-high eight rebounds twice (Louisville and UNC)
- Logged a season-high 16 points off 7-of-10 shooting from the field with five rebounds vs. SMU
- Registered 13 points, six rebounds, two assists and three steals vs. Cal, while playing all 40 minutes
- Has delivered five double-digit scoring games and 12 contests with 5+ rebounds
- Averaged 9.0 points and 4.0 rebounds per game at the Cancun Challenge
- Logging 7.5 points, 5.6 rebounds and 2.0 assists per game in ACC play
- Against No. 8/9 Tennessee, delivered a clutch 3-pointer in the fourth quarter and came up with a big defensive board after the Pack retook the lead with less than a minute left in the game and led the game with a +16 +/-
- Samuels** joined NC State out of the transfer portal after averaging 3.3 points and 1.8 rebounds per game in 69 games at UConn, where she was a part of the 2025 NCAA Women's Championship team

QUIGLEY WIGGLY

- Devyn Quigley** has started in six of her 21 game appearances, recording 3.6 points, 2.3 rebounds and 1.0 assist per game
- Recorded three points, three rebounds and one assist at Virginia Tech
- Logged a season-high 10 points off 4-of-6 from the field with two 3-pointers, and four rebounds and two assists at Miami
- Scored a career-high 20 points off the bench against Coastal Carolina, marking the first time since 2019 a Pack freshman has scored 20+ points in a game (**Elissa Cunane** vs. Louisville with 20 - one of her seven 20+ point games as a freshman)

KY'SHE IRVING

- Destiny "Ky'She" Lunan** has made an immediate impact as a freshman, averaging 5.4 points, 1.7 rebounds and 1.3 assists per game with a bench's most 17.0 minutes per game
- Coming off three points, one rebound and one assist at Virginia Tech
- Registered a career-high three blocks vs. Stanford, her first 3+ block game of career and also first swats of the season
- Tallied a career-high matching 11 points with four rebounds in 24 minutes off the bench at Miami

- Has registered four double-digit scoring games and is shooting a .372 clip from 3-point (16-of-43), one of four on the team shooting over 30 percent from 3-point
- Tallied 10 points along with four steals vs. No. 17/12 TCU
- Ranked No. 65 in the ESPN HoopGurlz Ranking as a four-star recruit. The Arizona product averaged 20.6 points, 4.6 rebounds, 4.2 steals and 3.1 assists per game enroute to an Open State Championship for Millennium High School, in which she dropped 37 points in the championship game

HEART FROM MADDIE

- Maddie Cox** has been a consistent piece for the Pack going into her third year at NC State
- Played 15 minutes and had two rebounds, one assist and one charge at Virginia Tech
- Logged seven points off a perfect 3-of-3 from the field with four rebounds against Stanford
- Earned her second start of the season, logging seven points, a career-high 12 rebounds, two blocks and one steal vs. Seton Hall. Has averaged 6.3 points, 6.7 rebounds, 1.3 blocks and 1.7 steals per game in her three starts this year
- Made her second career start, first this season, against Coastal Carolina. Logged a career-high 11 points against the Chants, also adding three rebounds, two steals and one block
- Played in 30 games last season. She finished the year on a high note against No. 3 seed LSU in the Sweet 16 with eight points and seven rebounds

DEFENSIVE PROWNESS

- In the **Wes Moore** era, the Pack has held opponents to fewer than 60 points in 192 total games. The Pack is 182-10 (.948) in those outings and 105-2 (.981) in such games since the start of 2018-19
- NC State has held an opponent to single digits in a quarter 14 different times this season
- The Pack held Stanford to 46 points, marking the fewest points NC State has given up in a game this season and a season-low for the Cardinal
- NC State has held an ACC opponent to below 50 points 33 times in program history
- The Pack held Georgia Tech to three points on 5.9 percent shooting (1-17) in the third quarter, tied for the third fewest in a quarter in program history and the least amount given up since the Pack held Old Dominion to three in the third quarter on Nov. 20, 2017. The Pack also held Davidson to four first quarter points, the sixth fewest in a quarter
- NC State limited Coastal to 13 first-half points on 16.1 percent shooting (5-for-31)
- The Pack limited Seton Hall and Stanford each to 20 second-half points and limited Miami to 20 first-half points this year
- NC State had its best overall defensive performance this season against Florida State, holding the Seminoles to 28.8 percent shooting (21-of-73)
- The Pack has limited fouls to 12.6 per game, which leads the ACC and is eighth in the country, as Coach **Moore** emphasizes defending without fouling
- NC State leads the league in rebounds per game (44.46) and defensive rebounds per game (32.0), which are fifth and second in the country, respectively

OFF THE BOARDS

- NC State leads the ACC in rebounds per game (44.46) and defensive rebounds per game (32.0), which are fifth and second, respectively, in the NCAA
- The Pack is also fourth in rebound margin (7.9) in the ACC, which is 29th in the country
- NC State has logged 45+ rebounds in 12 games and has six 50+ rebound games led by a season-high 57 vs. No. 9/9 Oklahoma
- The Pack has logged at least 12 offensive rebounds in 14 games this season, led by 21 at No. 9/9 Oklahoma
- The Pack has two players in the top 10 in rebounds in the ACC. **Khamil Pierre** leads the league and is seventh in the country (12.1) and **Tilda Trygger** is 10th (7.7) in the league
- NC State has logged 18 games with 20+ offensive boards in the **Wes Moore** era, with one of those coming this year with 21 at No. 9/9 Oklahoma

WOLFPACK STREAKS

GENERAL TEAM

Overall	2
ACC Regular Season	2
NCAA Tournament	0
ACC Tournament	0
Unranked Teams	6
Ranked Teams	0
Home	1
Home ACC	1
Home Non-Conference	1
Home Ranked	0
Home Unranked	6
Home Unranked Non-Conference	1
Road	4
Road ACC	4
Road Non-Conference	1
Road Ranked	0
Road Unranked	4
Road Unranked Non-Conference	1
Neutral	1
Neutral Ranked	0
Neutral Unranked	8

TEAM STATS

Shooting 30+ percent	77
Shooting 40+ percent	2
Shooting 30+ percent from three	2
Scoring 60+ points	2
Scoring 70+ points	2
10+ assists	11
15 or fewer turnovers	5

CONSECUTIVE GAMES WITH 3FG

Zamareya Jones	9
Ky'She Lunan	2
Adelaide Jernigan	1
Devyn Quigley	1

CONSECUTIVE 10+ POINT GAMES

Khamil Pierre	19
Zoe Brooks	2
Zamareya Jones	2

CONSECUTIVE FREE THROWS MADE

Zoe Brooks	11
Zamareya Jones	9
Maddie Cox	4
Khamil Pierre	4
Devyn Quigley	3
Qadence Samuels	3
Tilda Trygger	3
Mallory Collier	2
Ky'She Lunan	1

CONSECUTIVE STARTS FOR PACK

Zoe Brooks	56
Khamil Pierre	14
Qadence Samuels	12
Tilda Trygger	9
Zamareya Jones	7

CONSECUTIVE GAMES PLAYED FOR PACK

Zoe Brooks	56
Maddie Cox	27
Khamil Pierre	24
Qadence Samuels	24
Destiny "Ky'She" Lunan	11
Tilda Trygger	9
Zamareya Jones	8
Devyn Quigley	2

Wolfpack careers only

WHAT TO WATCH FOR

2025-26 WATCH LISTS & AWARDS
(BY PLAYER)

ZOE BROOKS

- All-ACC Preseason Team
- Nancy Lieberman Point Guard of the Year Preseason Top 20 Watchlist
- Jersey Mike's Naismith Women's College Player of the Year Trophy Preseason Watchlist
- Wooden Award Preseason Watchlist
- Cancun Challenge Yucatan All-Tournament Team
- ACC Player of the Week
- USBWA National Player of the Week
- Nancy Lieberman Point Guard of the Year Midseason Top 10 Watchlist

ZAMAREYA JONES

- Ann Meyers-Drysdale Shooting Guard of the Year Preseason Top 20 Watchlist

KHAMIL PIERRE

- All-ACC Preseason Team
- Katrina McClain Power Forward of the Year Preseason Top 20 Watchlist
- Jersey Mike's Naismith Women's College Player of the Year Trophy Preseason Watchlist
- Ro Greensboro Most Outstanding Player
- Wade Award Preseason Watchlist
- Wooden Award Preseason Watchlist
- Cancun Challenge Yucatan MVP and All-Tournament Team
- Wooden Award Midseason Top 25 Watchlist
- Naismith Women's College Defensive Player of the Year Watchlist
- Katrina McClain Power Forward of the Year Midseason Top 10 Watchlist

TILDA TRYGGER

- Lisa Leslie Center of the Year Preseason Top 20 Watchlist
- Lisa Leslie Center of the Year Midseason Top 10 Watchlist

MCDOUBLE-DOUBLE

- NC State has had a player log a double-double on 22 different occasions this season
- **Khamil Pierre** and **Tilda Trygger** both delivered three consecutive double-doubles, as **Pierre** had 17 points and 11 rebounds at Clemson, 14 points and 12 boards vs. SMU and 26 points and 14 rebounds at Wake Forest. **Trygger** had 19 points and 11 boards at Clemson, 13 points and 10 rebounds vs. SMU and 18 points and 13 boards at Wake Forest
- **Zoe Brooks** and **Pierre** began their seasons with double-doubles on back-to-back occasions. **Brooks** had 13 points and 11 rebounds vs. Tennessee and 24 points with 11 rebounds vs. Southern Cal. **Pierre** registered 21 points with 14 rebounds against Tennessee and 10 points with 18 rebounds vs. USC
- **Pierre** also logged 19 points and 20 rebounds at Oklahoma, 12 points and 21 rebounds vs. Green Bay and 18 points with 16 boards vs. Southern Miss
- **Pierre** is on a five-game double-double streak and leads the league and is second in the country in double-doubles (16). Her 15 double-doubles is tied for the fifth most in a single season in school history

RANKED WINS UNDER MOORE

- NC State has defeated a total of 52 nationally ranked opponents (52-56) in the **Wes Moore** era
- The Pack has defeated 10 top six foes (10-16) under Moore's leadership: No. 2 Notre Dame (2016-17), No. 1 South Carolina (2020-21), No. 1 Louisville (2020-21), No. 5 Louisville (2020-21), No. 2 Maryland (2021-22), No. 3 Louisville (2021-22), No. 2 UConn (2023-24), No. 3 Colorado (2023-24), No. 5 Stanford (2023-24), No. 4 Texas (2023-24) and No. 1 Notre Dame (2024-25)
- Three of NC State's five wins over No. 1 opponents have come in the **Moore** era - South Carolina (2020-21), Louisville (2020-21) and Notre Dame (2024-25)

SHARP SHOOTING

- NC State shot over 45 percent in 11 games this season, led by a season-high 61.3 percent (38-of-62) at Boston College
- The Pack shot over 50 percent in all four quarters vs. Southern Miss and at Boston College
- NC State registered back-to-back games shooting over 50 percent from the field with 54.5 percent against SMU and 51.5 percent at Wake Forest. This marked the first time since 2023-24 the Pack has shot over 50 percent from the field in back-to-back games
- The Pack shot 81.3 percent (13-of-16) from the field in the second quarter vs. Georgia Tech, finishing the game with a 52.9 field goal percentage (36-of-68)
- NC State has won 41 straight games when shooting 50+ percent as a team. The last time NC State lost such a game was in the 2021 Sweet 16 against Indiana (March 27, 2021)
- In **Wes Moore's** 13-year tenure, NC State is 78-5 (.940) in games during which it had a field goal percentage of .500 or better

THREE BALL

- The Wolfpack has hit 10+ threes in 73 games under **Wes Moore's** leadership
- NC State is 69-4 (.945) in those games and has not lost a game in which the Pack has hit 10 triples since Jan. 9, 2020 (UNC)
- NC State registered a season-high 11 3-pointers at Wake Forest
- NC State has logged at least seven 3-pointers in eight games this season

SPREADING THE LOVE

- The Pack has assisted on at least half of its field goals in 11 games this year and is 9-2 when doing so
- NC State delivered 24 assists on 35 field goals with just eight turnovers at Wake Forest
- NC State logged 15 first-half assists compared to three turnovers vs. Georgia Tech, and finished the game with 23 dimes
- The Pack had a season-high 25 assists on 43 makes vs. Southern Miss
- The point guard duo of **Zoe Brooks** and **Zamareya Jones** lead the way in assists on the team. **Brooks** has a team's most 4.7 assists per game (sixth in the ACC) and **Jones** follows with 3.6 per game (15th in the ACC)
- **Brooks** has the third best assist/turnover ratio in the ACC at 2.07 and **Jones** follows in seventh at 1.98. The duo has a combined 195:96 assist/turnover ratio (2.03)
- The Pack is ranked second in assist/turnover ratio

- (1.26) in the league, which is 24th in the country
- NC State is first in the ACC in least turnovers per game with 11.8, which is 10th in the NCAA

POP OFF OFFENSE

- The Pack is third in the league in scoring offense with 78.4 points per game, which is 26th in the NCAA
- NC State scored 106 points at Boston College, marking the most in an ACC game since 1991 (120 points in triple overtime loss vs. Virginia) and third most in an ACC game ever (125 points vs. Duke in 1978)
- The Pack's 106 points at BC marked the most in a true road game since NC State scored 127 at Howard in 1992
- NC State scored 90+ points in back-to-back ACC games with 91 vs. SMU and 95 at Wake Forest
- NC State scored 110 points on Southern Miss, marking the most scored in a game in the **Wes Moore** era
- The 110 points marked the most scored in a neutral site game since the Pack scored 116 points vs. Delaware State on Dec. 21, 1996
- The Pack scored 50+ points in both halves vs. Southern Miss (58, 52) since playing Saint Mary's (50, 51) in 2021. NC State also scored 55 points in the first half vs. Georgia Tech and 52 in the second half at Wake Forest
- NC State scored a season-high 34 points in the first quarter vs. Florida State, which is tied for the fourth most in a quarter in school history. The Pack has four 30+ point quarters this season

ACCTion

- NC State is 10-3 and is tied for third in the league
- NC State's 106 points at Boston College is the most points scored in an ACC game in regulation this season
- The Pack won 16 consecutive ACC home games before dropping its contest vs. No. 9/10 Louisville and has won four straight road ACC games
- NC State has scored 80+ points in seven different ACC wins this season. NC State leads the league in scoring offense (81.4), second in field goal percentage (.468) and third in scoring margin (15.5) in ACC games. NC State also leads in free throw percentage (.823)
- The Pack also leads the league in defensive rebounds per game (30.6) and assist/turnover ratio (1.42) and is third in rebounds per game (41.5)
- **Khamil Pierre** is averaging 17.8 points per game in ACC play (fifth in ACC) with 11.4 rebounds per game (second in ACC) and a .564 field goal percentage (fourth in ACC)
- **Zamareya Jones** is second in 3-point percentage (.474) and No. 3 in 3-pointers per game (3.1) in league games
- **Zoe Brooks** leads in free throw percentage (.925) and assist/turnover ratio (2.3) and is sixth in scoring (17.7) in ACC games
- **Tilda Trygger** is fifth in field goal percentage (.573) in league games

NET RANKINGS

- NC State debuted at No. 39 in the NET and is currently No. 23. Its best ranking was 22
- The team has three Quad one wins and five Quad two wins
- The Pack is third for the best NET average opponent ranking in the country at No. 76 (UCLA and Iowa tied for No. 1 at No. 75)
- NC State also has the 15th highest NET SOS

A LOOK AT THE LOSSES

- The Pack's seven losses this season have come to an average of 5.9 points and five were against top 25 teams: No. 18/16 USC (69-68), No. 17/12 TCU (69-59), No. 9/9 Oklahoma (103-98, OT), No. 9/10 Louisville (88-80, OT) and No. 25/23 North Carolina (61-59)
- Since the start of the 2019-20 campaign, NC State has lost 44 games (178-44 record). Eighteen of those have been by double-digit margins and the remaining 26 losses have been by an average of 4.88 points
- The Pack has not lost three consecutive games since the beginning of conference play in 2017-18 when NC State fell to Louisville (Dec. 31, 2017), Virginia (Jan. 4, 2018) and Duke (Jan. 7, 2018)
- The team has not lost to an ACC opponent by 20+ points since losing by 30 to Louisville on Feb. 28, 2019

OPPORTUNITY IN FEBRUARY

- NC State has a tough stretch to finish out the ACC regular season with two Quad 1 games, one Quad 2 game and two Quad 4 games left
- Q1 - at Notre Dame on 2/15 (No. 29) and at Duke on 2/19 (No. 9)
- Q2 - Syracuse on 2/22 (No. 38)
- Q4 - Wake Forest on 2/26 (No. 123) and at Pitt on 3/1 (No. 259)
- Avg. NET of remaining schedule: 91.6

WOLFPACK WES

- Head coach **Wes Moore** is No. 2 in all-time wins among active NCAA women's basketball coaches with 876 wins (just trailing **Geno Auriemma**) and fourth among men's and women's coaches
- Coach **Moore** secured his 800th career win on March 2, 2023. With that victory, **Moore** became the fifth active, third-ever ACC and 15th NCAA Division I WBB coach of all time to reach the 800 wins mark. He accomplished the feat in 1,048 games across stints at NC State (242), Chattanooga (358), Francis Marion (69) and Maryville College (131)
- **Moore's** 876 career wins is ranked No. 13 all time, and he is also ranked No. 7 nationally among active coaches with a .764 career winning percentage
- Coach **Moore** has led his NC State teams to eight straight NCAA Tournaments, the longest streak in program history, along with six Sweet 16 appearances, two Elite Eight showings and one Final Four in 2024, the first for the Pack since 1998 and second in program history

RANKINGS REVIEW

- The Pack was ranked No. 9, No. 10, No. 16 and No. 25 in the first four AP Polls and No. 8, 9, 16, 24 and 25 in the first five WBCA Coaches Polls of the season
- NC State was not in the week 5 AP Poll for the first time in 19 weeks and has received votes in the past 10 polls
- The Pack has been ranked in the AP Top 10 in 231 weeks
- The Pack will face six opponents currently ranked in the AP top 25. NC State has played No. 8/9 Tennessee, No. 18/16 USC, No. 17/12 TCU, No. 9/9 Oklahoma, No. 9/10 Louisville and No. 25/23 North Carolina

FROM UNRANKED TO THE FINAL FOUR

- In 2024, the NC State women's basketball team (along with the men) made the program's second ever NCAA Final Four, first since 1998, as the No. 3 seed
- NC State became one of just seven teams in NCAA DI Women's Basketball history to start the season unranked in the AP Top 25 and reach a Final Four that same season. The Wolfpack also accomplished that feat in its 1998 Final Four run
- The Pack has played in 25 NCAA Tournament games in **Wes Moore's** tenure. Among ACC schools, Notre Dame (48), Louisville (43) and Stanford (39) have played more such games since 2013-14

FROM RALEIGH TO THE W

- **Saniya Rivers** and **Aziaha James** were both picked in the first round of the 2025 WNBA Draft. NC State was the only school to have two players picked in the first round of the 2025 draft
- **Rivers** became the highest draft pick in school history, being picked No. 8 overall. Among rookies, she finished first in blocks, third in steals, fourth in assists and sixth in points. She had 16 double-digit scoring games
- **James** was picked No. 12 overall by the Dallas Wings. She averaged 7.5 points per game, which finished in the top 10 among rookies, along with tallying 12 double-digit scoring games and three 20-point games
- Both **Rivers** and **James** will play in Unrivala this winter. **Rivers** is on vinyl Wings and **James** is one of six developmental players
- **Madison Hayes** signed a training camp contract with the Connecticut Sun. She played in two preseason games with the Sun and is currently playing for Della Fiore Broni (Serie A1)

WOLFPUPS

- NC State signed two in the class of 2026 in the early signing period, both of whom are in the top 100 according to ESPN and Rivals
- **Kamora Pruitt** is a 6-2 forward/wing from DeSoto, Texas and is a four-star ranked No. 27 by Rivals and No. 38 by ESPN Sportscenter NEXT 100. She averaged 16.1 points per game last season and is a McDonald's All-America Game nominee and OTE Champion and 3SSSB All-American with Team Lex
- **Pruitt** chose NC State over Baylor, SMU, Oklahoma and Arizona
- **Annslay Trivette** is a four-star power forward ranked No. 93 in the ESPN rankings. She averaged 20.0 points, 10.4 rebounds, 3.9 assists, 2.8 blocks and 1.8 steals per game as a junior at Abingdon High School in Virginia. She plays for the West Virginia Thunder and was an integral role in the team's Under Armour Association U-17 title
- **Trivette** chose NC State over Virginia, Wake Forest, James Madison, Belmont and others
- The class of 2025 was ranked No. 25 by ESPN, marking a second straight top 25 class. **Destiny "KyShe" Lunan** was ranked No. 65 and **Adelaide Jernigan** came in at No. 68

MOORE COACHING TREE

- Several former players of coach **Wes Moore** and NC State are now coaching at several DI programs:
- **River Baldwin** (2022-24) - Assistant Coach at La Salle
- **Raina Perez** (2020-22) - Assistant Coach at Portland State
- **Elissa Cunane** (2018-22) - Assistant Coach at Providence
- **Kayla Jones** (2017-22) - Assistant Coach/Director of Player Personnel at NC State
- **Ashley Williams** (2013-17) - Assistant Coach at NC State

2024-25 SEASON SUMMARY

- The Pack finished 28-7 last season with an ACC Co-Regular Season Championship, marking the program's 33rd 20+ win season of all time, 11th such season in the **Wes Moore** era. This marked the 10th straight 20+ win season, the program's longest streak (all under the **Moore** era)
- NC State's 25+ win season marked the 15th in program history and seventh in the **Moore** tenure
- The Pack earned its seventh ACC Regular Season Championship, which marked the second in the Coach **Moore** era. With a 16-2 league mark, NC State shared the regular season title with Notre Dame and owning the tie-breaker, the Pack earned the No. 1 seed in the ACC Tournament
- NC State started the season 4-3 and went 24-4 in the final 28 games. With the third best NET opponent ranking in the country at 64, the Pack endured one of the toughest schedules in the country and picked up six ranked wins, including over No. 1 Notre Dame, No. 10 Duke, No. 14 North Carolina and No. 18 Ole Miss
- NC State's upset for No. 1 Notre Dame in double overtime, 104-95, marked **Moore's** third win over a No. 1 opponent and the first home win over a No. 1 team since 1978 (vs. Wayland Baptist)
- NC State was the runner-up at the 2025 ACC Tournament, marking the Pack's 19th appearance in the title game and fifth championship berth in the past six seasons
- The Pack went undefeated at home with an 18-0 record (third undefeated home season in school history and second in the **Moore** era)
- All seven of the Pack's losses were to NCAA Tournament teams who were ranked in the AP Top 25 for majority of the season
- Coach **Moore** won ACC Coach of the Year for the fourth time, 15th time overall in his career
- Three different NC State players were named to the All-ACC First Team with two-time selections **Aziaha James** and **Saniya Rivers**, along with first-time choice **Zoe Brooks**, who was the program's first-time ACC Most Improved Player
- **Rivers** also was tabbed to the ACC All-Defensive Team for the second straight year, and **Tilda Trygger** was named to the ACC All-Freshman Team

CHARGE TRACKER

Charges & illegal screens

KHAMIL PIERRE

- 4Q, 0:53 vs. TCU - charge
- 4Q, 4:41 vs. Seton Hall - charge
- 2Q, 8:30 at Miami - illegal screen
- 1Q, 7:17 vs. Stanford - charge
- 1Q, 8:33 vs. SMU - charge
- 3Q, 6:22 vs. SMU - charge
- 3Q, 4:53 at Virginia - illegal screen
- 3Q, 6:19 at Boston College - charge
- 1Q, 45.2 vs. Florida State - charge

MADDIE COX

- 4Q, 4:04 vs. Southern Miss - charge
- 1Q, 6:52 vs. Seton Hall - charge
- 4Q, 7:37 vs. Seton Hall - charge
- 1Q, 1:30 vs. Stanford - charge
- 1Q, 22.3 vs. Stanford - illegal screen
- 1Q, 1:56 vs. Cal - charge
- 2Q, 5:49 vs. SMU - charge
- 2Q, 9:26 vs. Louisville - charge
- 3Q, 0:49 at Virginia Tech - charge

ZAMAREYA JONES

- 1Q, 4:38 vs. USC - illegal screen
- 3Q, 9:53 vs. Coastal Carolina - charge
- 3Q, 9:35 at Miami - charge
- 1Q, 2:13 vs. SMU - illegal screen
- 2Q, 4:38 at Virginia - illegal screen

QADENCE SAMUELS

- 4Q, 3:01 vs. USC - illegal screen
- 1Q, 5:09 vs. Stanford - illegal screen
- 1Q, 2:02 vs. Stanford - charge
- 4Q, 7:33 vs. Cal - charge
- 2Q, 5:40 at Boston College - illegal screen

ZOE BROOKS

- 2Q, 4:17 vs. Cal - charge
- 1Q, 2:20 at Clemson - illegal screen
- 4Q, 1:37 at Clemson - illegal screen
- 1Q, 4:13 at Boston College - illegal screen

KY'SHE LUNAN

- 3Q, 1:53 vs. Green Bay - charge
- 2Q, 1:17 at Virginia - illegal screen
- 3Q, 7:06 at Boston College - charge
- 2Q, 8:43 vs. North Carolina - illegal screen
- 2Q, 8:54 at Virginia Tech - illegal screen

QUICK NOTES**TEAM HISTORY**

First Season..... 1974-75
 Arena.....Reynolds Coliseum
 Capacity.....5,500
 All-Time Record..... 1,094-511 (.682)
 All-Time ACC Record 462-266 (.635)
 NCAA Appearances 30 (last: 2025)
 NCAA Tournament Record 35-30 (.547)
 ACC Regular-Season Titles.. 7 (78, 80, 83, 85, 90, 22, 25)
 ACC Tournament Titles ... 7 (80, 85, 87, 91, 20, 21, 22)
 ACC Tournament Record 62-41 (.602)

MEDIA RELATIONS

Basketball Contact.....Kylie Magar
 Cell Phone 425-647-9584
 E-mail kamagar@ncsu.edu

TEAM INFORMATION

2024-25 Overall Record 28-7
 2024-25 ACC Record 16-2
 2024-25 Conference Finish T-1st
 2025 ACC Tournament 2-1 (Championship)
 2025 Postseason 2-1 (NCAA Sweet 16)
 Starters Returning/Lost 2/3
 Players Returning/Lost 6/6
 Newcomers 4 (2 freshmen, 2 transfers)

UNIVERSITY INFORMATION

Location..... Raleigh, N.C.
 Founded..... 1887
 Enrollment 36,000+
 Nickname Wolfpack
 Colors Red (PMS 186) and White
 Conference Atlantic Coast
 Home Court Reynolds Coliseum
 Chancellor..... Kevin Howell
 Athletic Director Boo Corrigan
 Basketball Administrator..... Stephanie Menio
 Athletic Department Phone..... (919) 515-2101
 Athletics Website GoPack.com

2025-26 COACHING STAFF

Head Coach Wes Moore (13th season at NC State)
 Johnson University, 1984
 Career Coaching Record..... 876-271 (.764)
 Record at NC State 318-102 (.757)
 Overall ACC Record..... 153-59 (.722)
 Overall ACC Tournament Record 19-9
 NCAA Tournament Record at NC State 16-9
 Associate Head Coach Nikki West
 Clemson, 2000 // 11th season
 Assistant Coach..... Ashley Williams
 NC State, 2017 // fourth season
 Assistant Coach..... Simon Harris
 NC State, 2013 // third season
 Assistant Coach/Dir. of Player Dev..... Kevin Leatherwood
 Carson-Newman, 2014 // third season
 Assistant Coach/Dir. of Player Personnel..... Kayla Jones
 NC State, 2021 // first season
 Dir. of Ops/Assistant Coach..... Houston Fancher
 Middle Tennessee State, 1988 // eighth season
 Executive Director of Operations Rachel Stockdale
 Director of Scouting and Video Ops.... Brandon Miller

WOLFPACK ROSTER**NUMERICAL**

NO.	NAME	HT.	POS.	YR.	HOMETOWN / HS / LAST SCHOOL
0	Devyn Quigley	5-11	G	So.	Manchester, N.J. / Manchester Township
2	Qadence Samuels	6-0	G	Jr.	Forestville, Md. / Bishop McNamara / UConn
3	Zamareya Jones	5-7	G	So.	Bethel, N.C. / North Pitt
7	Destiny "Ky'She" Lunan	5-10	G	Fr.	Goodyear, Ariz. / Millennium
10	Adelaide Jernigan	5-11	G	Fr.	Winston-Salem, N.C. / Bishop McGuinness
11	Maddie Cox	6-2	F	Jr.	Flower Mound, Texas / Flower Mound
12	Khamil Pierre	6-2	F	Jr.	Phoenix, Ariz. / Perry / Vanderbilt
18	Tilda Trygger	6-6	F	So.	Stockholm, Sweden
35	Zoe Brooks	5-10	G	Jr.	Plainfield, N.J. / Saint John Vianney
42	Mallory Collier	6-3	C	Jr.	Millington, Tenn. / Bartlett

ALPHABETICAL

NO.	NAME	HT.	POS.	YR.	HOMETOWN / HS / LAST SCHOOL
35	Zoe Brooks	5-10	G	Jr.	Plainfield, N.J. / Saint John Vianney
42	Mallory Collier	6-3	C	Jr.	Millington, Tenn. / Bartlett
11	Maddie Cox	6-2	F	Jr.	Flower Mound, Texas / Flower Mound
3	Zamareya Jones	5-7	G	So.	Bethel, N.C. / North Pitt
7	Destiny "Ky'She" Lunan	5-10	G	Fr.	Goodyear, Ariz. / Millennium
10	Adelaide Jernigan	5-11	G	Fr.	Winston-Salem, N.C. / Bishop McGuinness
12	Khamil Pierre	6-2	F	Jr.	Phoenix, Ariz. / Perry / Vanderbilt
0	Devyn Quigley	5-11	G	So.	Manchester, N.J. / Manchester Township
2	Qadence Samuels	6-0	G	Jr.	Forestville, Md. / Bishop McNamara / UConn
18	Tilda Trygger	6-6	F	So.	Stockholm, Sweden

WOMEN'S BASKETBALL STAFF

Head Coach: Wes Moore (Johnson University, 1984 // 13th season at NC State)

Associate Head Coach: Nikki West (Clemson, 2000 // 11th overall season at NC State, sixth in a row)

Assistant Coach: Ashley Williams (NC State, 2017 // fourth season at NC State)

Assistant Coach: Simon Harris (NC State, 2008 // third season at NC State, first year back)

Assistant Coach/Director of Player Development: Kevin Leatherwood (Carson-Newman, 2014 // third season at NC State)

Assistant Coach/Director of Player Personnel: Kayla Jones (NC State, 2022 // third season at NC State, first in role)

Director of Operations/Assistant Coach: Houston Fancher (MTSU, 1988 // eighth season at NC State)

Executive Director of Operations: Rachel Stockdale (NC State 2006 // 13th season at NC State)

Director of Scouting and Video Operations: Brandon Miller (High Point, 2004 // ninth season at NC State)

Assistant Director of Creative Media: Sarah Freitas (South Carolina, 2025 // 1st season at NC State)

Athletic Trainer: Brittany Blunt

Strength & Conditioning Coach: Felipe Lopes

Dietician: Molly Barkman

PRONUNCIATIONS

NAME	FIRST	LAST
Zamareya Jones	Zuh-MAR-ee-uh (can call Zam on all references)	
Destiny "Ky'She" Lunan	Ky-She (Can call Ky'She on all references)	
Qadence Samuels	Cay-dens	
Tilda Trygger		TREE-ger

PACK STACKING UP
 ACC AND NATIONAL RANKINGS

INDIVIDUAL		
POINTS PER GAME	ACC	NATL.
Khamil Pierre (16.5)	4	94
Zoe Brooks (16.2)	5	103
Zamareya Jones (15.0)	10	163
FIELD GOALS	ACC	NATL.
Khamil Pierre (176)	2	28
FIELD GOAL ATTEMPTS	ACC	NATL.
Khamil Pierre (331)	4	85
Zoe Brooks (316)	9	112
FIELD GOAL PERCENTAGE	ACC	NATL.
Khamil Pierre (.532)	6	41
Zamareya Jones (.428)	14	179
Zoe Brooks (.415)	15	203
THREE-POINTERS/GAME	ACC	NATL.
Zamareya Jones (2.52)	4	50
THREE POINT ATTEMPTS	ACC	NATL.
Zamareya Jones (145)	8	142
THREE-POINT PERCENTAGE	ACC	NATL.
Zamareya Jones (.400)	2	50
FREE THROWS MADE	ACC	NATL.
Zoe Brooks (116)	2	20
FREE THROW ATTEMPTS	ACC	NATL.
Zoe Brooks (135)	4	39
FREE THROW PERCENTAGE	ACC	NATL.
Zoe Brooks (.859)	2	46
REBOUNDS PER GAME	ACC	NATL.
Khamil Pierre (12.1)	1	7
Tilda Trygger (7.7)	10	125
DEFENSIVE REBOUNDS PER GAME	ACC	NATL.
Khamil Pierre (8.7)	1	7
ASSISTS PER GAME	ACC	NATL.
Zoe Brooks (4.7)	6	53
Zamareya Jones (3.6)	17	180
ASSIST/TURNOVER RATIO	ACC	NATL.
Zoe Brooks (2.07)	3	39
Zamareya Jones (1.98)	7	52
BLOCKS PER GAME	ACC	NATL.
Tilda Trygger (1.41)	9	81
STEALS PER GAME	ACC	NATL.
Zoe Brooks (1.5)	21	-
DOUBLE-DOUBLES	ACC	NATL.
Khamil Pierre (16)	1	3
MINUTES PER GAME	ACC	NATL.
Zoe Brooks (33.25)	6	150
Khamil Pierre (31.5)	16	-
Zamareya Jones (31.4)	16	-
Tilda Trygger (30.6)	21	-

TEAM		
CATEGORY	ACC	NATL.
Defensive Rebounds Per Game (32.0)	1	2
Rebounds Per Game (44.46)	1	5
Fouls Per Game (12.6)	1	9
Turnovers Per Game (11.8)	1	11
Assist/Turnover Ratio (1.26)	3	24
Scoring Offense (78.4)	3	25
Rebound Margin (7.9)	4	29
Free Throw Percentage (.759)	4	46
Three Point Percentage Defense (.290)	5	103
Field Goal Percentage (.447)	7	47
Scoring Margin (12.4)	8	61
Field Goal Percentage Defense (.386)	8	113
Three Point Attempts Per Game (20.0)	8	177
Blocks Per Game (3.7)	9	92
Offensive Rebounds Per Game (12.4)	9	139
Turnover Margin (0.79)	9	159
Assists Per Game (14.9)	10	83
Three-Pointers Per game (6.3)	10	167

PACK IN THE POLLS

ASSOCIATED PRESS (14)			COACHES POLL (14)			PACK'S WEEKLY RANKINGS		
1.	UConn (31)	25-0	1.	UConn (31)	25-0		AP	COACHES
2.	UCLA	23-1	2.	UCLA	23-1	Preseason	9	8
3.	South Carolina	24-2	3.	South Carolina	24-2	Week 1	10	9
4.	Texas	22-2	4.	Texas	23-2	Week 2	16	16
5.	Vanderbilt	22-2	5.	Vanderbilt	23-2	Week 3	25	24
6.	LSU	22-3	6.	LSU	22-3	Week 4	RV (26)	25
7.	Michigan	20-4	7.	Michigan	20-4	Week 5	RV (8)	RV (9)
8.	Ohio State	22-3	8.	Ohio State	22-3	Week 6	RV (8)	NR
9.	Louisville #	22-4	9.	Louisville #	22-4	Week 7	RV (12)	NR
10.	Oklahoma #	17-5	10.	Oklahoma #	17-6	Week 8	RV (22)	RV (4)
11.	Duke #	18-6	11.	Baylor	21-4	Week 9	RV (2)	NR
12.	Baylor	21-4	12.	Iowa	18-5	Week 10	RV (4)	NR
13.	Michigan State	20-4	13.	Michigan State	20-4	Week 11	RV (5)	NR
14.	Ole Miss	19-5	14.	TCU #	21-4	Week 12	RV (20)	RV (4)
15.	Iowa	18-5	15.	Duke #	18-6	Week 13	RV (5)	RV (8)
16.	Texas Tech	22-3	16.	Ole Miss	19-5	Week 14	-	-
17.	TCU #	21-4	17.	Maryland	19-6	Week 15	-	-
18.	Kentucky	18-6	18.	Texas Tech	22-3	Week 16	-	-
19.	West Virginia	20-5	19.	Kentucky	18-7	Week 17	-	-
20.	Maryland	19-6	20.	West Virginia	20-5	Week 18	-	-
21.	North Carolina #	20-5	21.	North Carolina #	20-5	• 79 weeks in the AP Top 5 in program history • 231 weeks in the AP Top 10 • Fell out of AP Top 25 on Feb. 13, 2023, after 96 straight weeks in the poll; re-entered AP Top 25 on Nov. 13, 2023, and has not been ranked in two weeks the past two years • Program-best national ranking: No. 2		
22.	Tennessee #	15-6	22.	Tennessee #	15-6			
23.	Alabama	20-5	23.	Alabama	20-5			
24.	Princeton	19-2	24.	Princeton	19-2			
25.	Iowa State	19-5	25.	Iowa State	19-5			
# - NC State opponent			# - NC State opponent					

RANKING BREAKDOWNS (AS OF 2/13)

Opponent	NET Then/Now	AP Then/Now	Coaches Then/Now	NC State Ranks Then	NC State NET Then
vs. Tennessee (11/4)	- / 20	8 / 22	9 / 22	9 / 8	None
vs. USC (11/10)	- / 22	18 / NR	16 / NR	9 / 8	None
Maine (11/11)	- / 132	NR / NR	NR / NR	10 / 9	None
TCU (11/16)	- / 11	17 / 17	T12 / 14	10 / 9	None
Coastal Carolina (11/19)	- / 126	NR / NR	NR / NR	16 / 16	None
Rhode Island (11/23)	- / 45	NR / RV (29)	NR / RV (10)	16 / 16	None
vs. Green Bay (11/27)	- / 91	NR / NR	NR / NR	25 / 24	None
vs. Southern Miss (11/28)	- / 190	NR / NR	NR / NR	25 / 24	None
at Oklahoma (12/3)	22 / 13	9 / 10	9 / 10	RV (26) / 25	39
Seton Hall (12/7)	42 / 55	NR / NR	NR / NR	RV (26) / 25	38
at Miami (12/14)	39 / 57	NR / NR	NR / NR	RV (8) / RV (9)	38
Georgia Tech (12/18)	125 / 86	NR / NR	NR / NR	RV (8) / NR	31
at Davidson (12/21)	57 / 69	NR / NR	NR / NR	RV (8) / NR	28
Stanford (1/1)	34 / 43	RV (21) / NR	RV (7) / NR	RV (12) / NR	30
California (1/4)	59 / 51	NR / NR	NR / NR	RV (12) / NR	24
at Clemson (1/8)	40 / 39	NR / NR	NR / NR	RV (22) / RV (4)	25
SMU (1/11)	144 / 195	NR / NR	NR / NR	RV (22) / RV (4)	28
at Wake Forest (1/15)	116 / 123	NR / NR	NR / NR	RV (2) / NR	27
Louisville (1/18)	10 / 8	9 / 9	10 / 9	RV (4) / NR	25
at Virginia (1/25)	38 / 37	NR / NR	NR / NR	RV (4) / NR	27
at Boston College (1/29)	256 / 252	NR / NR	NR / NR	RV (5) / NR	25
North Carolina (2/2)	22 / 19	25 / 21	23 / 21	RV (20) / NR	28
Florida State (2/5)	110 / 106	NR / NR	NR / NR	RV (20) / NR	26
at Virginia Tech (2/8)	43 / 42	NR / NR	RV (2) / NR	RV (20) / NR	26
at Notre Dame (2/15)	29 / 29	NR / NR	NR / NR	RV (5) / RV (8)	23
at Duke (2/19)	- / 9	- / 11	- / 15	- / -	-
Syracuse (2/22)	- / 38	- / NR	- / NR	- / -	-
Wake Forest (2/26)	- / 123	- / NR	- / NR	- / -	-
at Pittsburgh (3/1)	- / 259	- / NR	- / NR	- / -	-

ACC STANDINGS (AS OF 2/13)

TEAM	ACC	ACC PCT.	OVERALL	OVERALL PCT.	STREAK
1. Duke	13-0	1.000	18-6	.750	W15
2. Louisville	13-1	.929	23-4	.852	W2
3. North Carolina	10-3	.769	21-5	.808	W8
NC State	10-3	.769	17-7	.708	W2
5. Syracuse	10-4	.714	20-5	.800	W1
Virginia Tech	9-5	.643	19-7	.731	W1
Clemson	9-5	.643	18-8	.692	W2
Virginia	9-5	.643	17-8	.680	L1
9. Cal	7-6	.538	16-10	.615	W3
Notre Dame	7-6	.538	15-9	.625	L1
11. Georgia Tech	6-8	.429	11-15	.423	L1
12. Stanford	5-8	.385	16-10	.615	L2
13. Miami	4-9	.308	12-12	.500	L4
Florida State	4-9	.308	9-16	.360	W2
15. Wake Forest	3-11	.214	13-13	.500	L2
16. SMU	1-12	.077	8-17	.320	L6
Pitt	1-12	.077	8-18	.308	L9
18. Boston College	0-14	.000	4-23	.148	L19

THE LAST TIME:

NC STATE PLAYERS

50+ points	Andrea Stinson (50) vs. Providence, 12/3/89
40-49 points	Linda Page (42) vs. Clemson, 2/4/84
35-39 points	Zoe Brooks (37) at Virginia, 1/24/26
30-34 points	Zoe Brooks (33) vs. Notre Dame, 2/23/25
25-29 points	Z. Brooks (25) & K. Pierre (25) at Virginia Tech, 2/8/26
20-24 points	Zamareya Jones (20) at vs. Louisville, 1/18/26
20+ points off the bench	Devin Quigley (20) vs. Coastal Carolina, 11/21/24
2 players with 20+ points	Z. Brooks (25)/K. Pierre (25) at Virginia Tech, 2/8/26
3 players with 20+ points	J. Brown-Turner (23)/K. Jones (22)/K. Crutchfield (20) vs. Virginia Tech, 1/24/21
Back-to-back 25+ point games	Z. Brooks at Virginia (37), 1/25/26 and at Boston College (27), 1/29/26
5 players in double figures	Q. Samuels (16)/Z. Jones (15)/K. Pierre (14)/T. Trygger (13)/Z. Brooks (11) vs. SMU, 1/11/26
All 5 starters in double figures	K. Pierre (18)/T. Trygger (16)/Z. Brooks (14)/Z. Jones (14)/Q. Samuels (11) vs. Southern Miss, 11/27/25
More than 5 players in double figures	Z. Jones (17)/K. Pierre (13)/Z. Brooks (10)/K. Lunan (10)/Q. Samuels (10)/T. Trygger (10) vs. GT, 12/18/25
Made every shot from field (min. 7)	Mimi Collins (8-8) vs. Elon, 11/15/23
20+ rebounds	Khamil Pierre (20) at Oklahoma, 12/3/25
15+ rebounds	Khamil Pierre (18) vs. Florida State, 2/5/26
2 players with 10+ rebounds	K. Pierre (14)/T. Trygger (13) at Wake Forest (1/15/26)
10+ made free throws	Zoe Brooks (13) at Virginia Tech, 2/8/26
15+ made free throws	Zoe Brooks (19) at Virginia, 1/24/26
Made every free throw (min. 10)	Zoe Brooks (12-12) at Boston College, 1/29/26
10+ assists	Saniya Rivers (11) at SMU, 3/2/25
7+ three pointers	Aziaha James (7) vs. Texas, 3/31/24
5+ three pointers	Zamareya Jones (5) vs. Florida State, 2/5/26
7+ steals	Saniya Rivers (7) at Clemson, 1/25/24
5+ blocks	Madison Hayes (7) vs. Virginia, 1/8/23
Double-double	Khamil Pierre (25p, 12r) at Virginia Tech (2/8/26)
Multiple double-doubles	K. Pierre (26p, 14r)/T. Trygger (18p, 13r) at Wake Forest (1/15/26)
Triple-double	Zoe Brooks (14 pts, 12 rebs, 10 asts) vs. Liberty, 12/10/23
20+ points and 10+ rebounds	Khamil Pierre (25 points, 12 rebounds) at Virginia Tech, 2/8/26
30+ points and 10+ rebounds	Saniya Rivers (33 points, 10 rebounds) vs. UConn, 11/12/23
40+ points and 10+ rebounds	Linda Page (42 points, 10 rebounds) at Clemson, 2/4/84
15+ points and 15+ rebounds	Khamil Pierre (19 points, 20 rebounds) at Oklahoma 12/3/25
20+ points and 20+ rebounds	Genia Beasley (29 points, 21 rebounds) vs. Missouri, 3/17/78
Last second shot (<3 sec) to win game	Raina Perez (2.1 seconds) vs. Louisville, 3/7/21
Played every minute of a game	Zamareya Jones (40) vs. North Carolina (2/2/26)
Played more than 40 minutes in a game	Zoe Brooks (42) at Virginia, 1/24/26

NC STATE TEAM

Defeated AP Top 5 team	104-95 (20T) vs. #1 Notre Dame, 2/23/25
Defeated AP No. 1 team	104-95 (20T) vs. #1 Notre Dame, 2/23/25
Played AP No. 1 team	104-95 (20T) vs. #1 Notre Dame, 2/23/25
Defeated AP Top 25 team	80-77 vs. #8 Tennessee, 11/4/25
Unranked Wolfpack team beat ranked team	68-61 vs. #18 Ole Miss, 12/5/24
Advanced to the NCAA Elite Eight	2023-24 season
Reached an NCAA Final Four	2023-24 season
Scored 50+ points in a half	vs. Florida State (52 in 1H), 2/5/26
Scored 50+ points in both halves	vs. Southern Miss (58, 52), 11/28/25
Scored 60+ points in a half	vs. NC Central (62 in 2H), 11/29/20
Scored fewer than 20 points in a half	at Duke (19 in 1H), 2/25/24
Scored 100+ points in a game	at Boston College (106), 1/29/26
Scored 100+ points in a home game	vs. Notre Dame (104), 2/23/25
Scored 100+ points in a road game	at Boston College (106), 1/29/26
Scored 100+ points in a neutral site game	vs. Southern Miss (110), 11/28/25
Scored fewer than 50 points in a game	at North Carolina (47), 1/15/23
Shot 50+ percent in consecutive games	vs SMU (.500), 1/11/2025 and at Wake Forest (.545), 1/15/26
Shot 60+ percent	at Boston College (.613), 1/29/26
Shot 70+ percent	
Shot below 30 percent	at Miami (.281), 1/18/24
Shot below 25 percent	at Miami (.246), 12/30/15
Shot below 30 percent and won	54-46 at South Carolina (.294), 12/3/20
Shot 60+ percent in a half	at Boston College (.633 in 1H), 1/29/26
Shot 70+ percent in a half	at Duke (.720 in 2H), 2/13/22
Shot 50+ percent in all four quarters	at Boston College, 1/29/26
Made 10+ three pointers	at Wake Forest, 1/15/26
Did not make a three pointer	at Wake Forest, 2/9/23
Shot 50+ percent from distance	vs. Michigan State (.500), 3/24/25

Shot 60+ percent from distance	vs. Florida (.647), 11/14/21
Made 30+ free throws	vs. Louisville (34), 1/17/16
Made fewer than five free throws	vs. North Carolina (2), 2/2/26
Attempted 40+ free throws	vs. Louisville (43), 1/17/16
Attempted fewer than five free throws	vs. Virginia Tech (4), 1/23/22
Won an overtime game	78-76 (OT) at Virginia, 1/24/26
Lost an overtime game	88-80 (OT) vs. Louisville, 1/18/26
50+ rebounds	vs. SMU (51), 1/11/26
20+ offensive rebounds	at Oklahoma (21), 12/5/24
30+ assists	at Maryland (30), 1/2/96
20+ assists	at Wake Forest, 1/15/26
10+ blocks	vs. Charlotte (10), 11/7/23
7+ blocks	vs. Michigan State (7), 3/24/25
10+ steals	at Virginia Tech (10), 2/8/26
Forced 20+ turnovers	vs. Cal (20), 1/4/26
Committed 20+ turnovers	vs. Coastal Carolina (21), 11/19/25
Committed five or fewer turnovers	vs. Vermont (4), 3/22/25
Rallied from 10+ point deficit	at Wake Forest (down 15 points, 5:36 2Q (1/15/26)
Rallied from 15+ point deficit	at Wake Forest (down 15 points, 5:36 2Q (1/15/26)
Rallied from 20+ point deficit	vs. Miami (down 20 points, 19:28 2H), 2/19/15
Sold out Reynolds Coliseum	vs. North Carolina (5,500), 2/2/26
Won by 20+ points	82-62 at Virginia Tech (20), 2/8/26
Won by 30+ points	91-54 vs. SMU (37), 1/1/26
Won by 40+ points	110-56 vs. Southern Miss (54), 11/28/25
Won by 50+ points	110-56 vs. Southern Miss (54), 11/28/25
Won by 60+ points	94-24 vs. UP-Mayaguez (70), 12/21/03
Lost by 15-19 points	65-82 vs. LSU (17), 11/27/24
Lost by 20-29 points	69-91 at UConn (22), 11/20/22
Lost by 30+ points	62-92 at Louisville (30), 2/28/19
Lost back-to-back games	at North Carolina, 2/22/2024 and at Duke, 2/25/24

OPPOSING TEAM

Player scored 25+ points	Kymora Johnson (26), Virginia (1/24/26)
Player scored 30+ points	Imari Berry (33), Louisville, 1/18/25
Player scored 35+ points	Caitlin Clark (45), Iowa, 12/1/22
2 players with 20+ points	A Chavez (33)/S. Williams (21)/R. Beers (21) Oklahoma (12/3/25)
No players in double figures	Kentucky, 11/23/23
5 players in double figures	Carter (15)/Oliver (14)/Jones (12)/Galbavy (11)/Sorbye (11), Wake Forest, 1/15/26
All 5 starters in double figures	Suarez (17)/Krimili (15)/Oniyah (15)/Williams (15)/Twidale (11), Cal, 1/9/25
More than 5 players in double figures	Jackson (19)/Liston (14)/Vernerey (13)/Peters (12)/Gray (12)/Williams (11), Duke, 1/8/12
Scored 50+ points in a half	Oklahoma (51 in 2H), 12/3/25
Scored 50+ points in both halves	
Scored 20 or fewer points in a half	Stanford (20 in 2H), 1/1/26
Scored 100+ points in a game	Oklahoma (103), 12/3/25
Scored 100+ points in Reynolds Coliseum	Minnesota (100), 11/30/91
Scored 40-49 points	Stanford (46), 1/1/26
Scored fewer than 40 points	Elon (35), 11/15/23
Shot 60+ percent in a game	Holy Cross (.608), 12/31/91
Shot 70+ percent in a game	
Shot below 30 percent in a game	Florida State (.288), 2/5/26
Shot below 25 percent in a game	Boston College (.230), 1/5/25
Shot below 30 percent in a game and won	North Carolina (.297), 1/15/23
Shot 60+ percent in a half	Wake Forest (.655 in 2H), 1/15/26
Shot 70+ percent in a half	Maryland (.704 in 1H), 2/5/09
Made 10+ three pointers	Boston College (16), 1/29/26
Did not make a three pointer	Maine, 11/19/19
Shot 50+ percent from distance	LSU (.500), 11/27/24
Shot 60+ percent from distance	Duke (.643), 12/29/22
Made 30+ free throws	Florida State (33), 1/20/13
Made fewer than five free throws	Virginia Tech (4), 2/8/26
Attempted 40+ free throws	Florida State (40), 1/20/13
Attempted fewer than five free throws	Georgia Tech (4), 2/20/24
50+ rebounds	LSU (52), 3/28/25
10+ blocks	Oklahoma (10), 12/3/25
10+ steals	Boston College (10), 1/29/26
Unranked team beat ranked Wolfpack team	68-63 vs. Rhode Island, 11/23/25

2025-26 NC STATE'S RECORD WHEN:

	VS. RANKED	ACC PLAY	OVERALL		VS. RANKED	ACC PLAY	OVERALL
Playing a ranked team	1-5	0-2	1-5	Having fewer TOs than opponent	1-2	9-1	12-2
Playing at home	0-3	5-2	8-4	Having equal/more TOs than opponent	0-3	1-2	7-5
Playing on the road	0-1	5-1	6-2	Having fewer than 15 TOs	1-3	9-2	14-4
Playing on a neutral floor	1-1	-	3-1	Having 15+ TOs	0-2	1-1	2-3
				Forcing 15+ opponent TOs	-	5-0	7-0
Leading at the half	0-4	9-2	14-4	Scoring more pts. off TOs than opponent	0-1	10-0	14-1
Trailing at the half	1-1	1-1	3-3	Opponent scoring more pts. off TOs	1-4	0-3	3-5
Tied at the half	-	-	-				
Playing an overtime game	0-1	-	0-1	Owning advantage in pts. in paint	0-2	9-1	15-2
0 players score in double figures	-	-	-	Opponent owns advantage in pts. in paint	0-3	1-2	1-5
1 player score in double figures	-	-	-	Tied in pts. in the paint	1-0	-	1-0
2 players score in double figures	0-2	-	1-3	Winning fast break points	1-2	8-0	15-3
3 players score in double figures	0-2	2-3	6-3	Opponent wins fast break points	0-3	1-2	1-3
4 players score in double figures	1-1	5-0	6-1	Tied in fast break points	-	1-0	1-0
5 players score in double figures	-	2-0	2-0	Winning second chance points	0-2	6-1	12-3
6+ players score in double figures	-	1-0	2-0	Opponent wins second chance points	0-3	4-2	4-4
All five starters score in double figures	-	-	1-0	Tied in second chance points	1-0	-	1-0
Having at least one 20+ point scorer	1-3	7-1	10-3				
Having at least one 30+ point scorer	-	1-0	1-0	Wearing white uniforms	1-3	5-1	9-4
				Wearing red uniforms	0-1	2-1	3-2
Starters outscore opponent's starters	1-2	10-2	16-3	Wearing alternate uniforms	0-1	3-1	5-1
Bench outscores opponent's bench	0-3	3-1	7-3				
Opponent's starters score equal/more	0-3	1-1	1-4	Playing in November	1-2	-	5-3
Opponent's bench scores equal/more	1-2	7-2	10-4	Playing in December	0-1	2-0	4-1
				Playing in January	0-1	6-2	6-2
Shooting 50+ percent from field	-	4-0	5-0	Playing in February	0-1	2-1	2-1
Shooting between 40-50 percent	0-2	5-2	9-4	Playing in March	-	-	-
Shooting between 30-40 percent	1-3	1-1	3-3	Playing in April	-	-	-
Shooting below 30 percent	-	-	-				
Opponent shoots 50+ percent from field	-	1-0	1-0	Playing in the morning	-	-	-
Opponent shoots 40-50 percent	0-3	1-3	2-5	Playing in the afternoon	1-3	5-1	10-4
Opponent shoots 30-40 percent	1-1	7-0	12-1	Playing at night	0-2	5-2	7-3
Opponent shoots below 30 percent	-	1-0	2-0				
Shooting better than opponent	1-2	8-1	15-2	Playing on Sunday	0-3	4-1	6-4
Shooting worse than opponent	0-3	2-2	2-5	Playing on Monday	0-1	0-1	1-1
Shooting same as opponent	-	-	-	Playing on Tuesday	1-0	-	1-0
				Playing on Wednesday	0-1	-	1-1
Making 5+ 3-pointers	1-4	8-2	12-5	Playing on Thursday	-	5-1	6-1
Making fewer than 5 3-pointers	0-1	3-1	5-2	Playing on Friday	-	-	1-0
Opponent makes 5+ 3-pointers	1-4	7-3	12-6	Playing on Saturday	-	1-0	1-0
Opponent makes fewer than 5 3-pointers	0-1	2-0	2-1				
Making more FTs than opponent	1-4	8-2	13-5	Game is decided by 1-5 points	1-3	1-1	2-4
Making equal/fewer FTs than opponent	0-1	2-1	4-2	Game is decided by 6-9 points	0-1	0-1	2-1
Shooting 70+ percent from FT line	1-3	8-2	12-3	Game is decided by 10-14 points	0-1	1-1	3-2
Shooting 80+ percent from FT line	0-1	6-1	6-2	Game is decided by 15-20 points	-	2-0	3-0
Shooting 90+ percent from FT line	0-1	2-2	2-2	Game is decided by 20-29 points	-	5-0	5-0
Shooting below 70 percent from FT line	0-2	1-0	4-2	Game is decided by 30+ points	-	1-0	2-0
Outrebounding opponent	0-3	9-2	14-5				
Opponent outrebounds NC State	0-2	2-1	2-2	Scoring fewer than 50 points	-	-	-
Teams are tied in rebounds	1-0	-	1-0	Scoring 50-59 points	0-2	0-1	0-2
				Scoring 60-69 points	0-1	0-1	3-3
Having 10+ steals	-	3-0	5-0	Scoring 70-79 points	-	3-0	5-0
Having more steals than opponent	1-2	6-1	8-2	Scoring 80-89 points	1-1	4-1	5-1
Opponent has more steals	0-3	3-2	5-5	Scoring 90-99 points	0-1	2-0	2-1
Teams are tied in steals	-	-	1-0	Scoring 100+ points	-	1-0	2-0
Assisting on at least half of made FGs	1-1	4-2	9-2	Giving up fewer than 50 points	-	1-0	2-0
Assisting on less than half of made FGs	0-4	6-1	8-5	Giving up 50-59 points	-	3-0	7-0
				Giving up 60-69 points	0-3	3-1	4-4
				Giving up 70-79 points	1-0	2-1	3-1
				Giving up 80-89 points	0-1	1-1	1-1
				Giving up 90-99 points	-	-	-
				Giving up 100+ points	0-1	-	0-1

BY STARTING LINEUP

Brooks/Jones/Samuels/Pierre/Trygger
Brooks/Jones/Samuels/Cox/Pierre
Brooks/Jones/Quigley/Pierre/Trygger
Brooks/Jones/Quigley/Cox/Trygger
Brooks/Quigley/Samuels/Pierre/Trygger

RECORD

11-5
2-0
2-1
1-0
1-1

GAME BREAKDOWNS

STAT LEADERS

OPPONENT (DATE)	RESULT	POINTS	REBOUNDS	ASSISTS	BLOCKS	STEALS	MINUTES
vs. #8/9 Tennessee (11/4)	W, 80-77	Khamil Pierre (21)	Khamil Pierre (14)	Brooks/Jones (5)	Tilda Trygger (2)	Khamil Pierre (3)	Zoe Brooks (39)
vs. #18/16 USC (11/9)	L, 69-68	Zoe Brooks (24)	Khamil Pierre (18)	Zoe Brooks (6)	Qadence Samuels (1)	Brooks/Lunan/Pierre (1)	Zoe Brooks (39)
Maine (11/11)	W, 66-47	Khamil Pierre (18)	Khamil Pierre (10)	Zamareya Jones (5)	Tilda Trygger (3)	Zoe Brooks (2)	Zamareya Jones (31)
#17/12 TCU (11/16)	L, 69-59	Tilda Trygger (15)	Zoe Brooks (10)	Zoe Brooks (6)	Tilda Trygger (2)	KyShe Lunan (4)	Zoe Brooks (36)
Coastal Carolina	W, 71-58	Brooks/Jones (13)	Khamil Pierre (10)	Brooks/Jones (8)	Lorena Awou (2)	Zamareya Jones (4)	Zoe Brooks (37)
Rhode Island (11/23)	L, 68-63	Zamareya Jones (17)	Pierre/Trygger (8)	Brooks/Pierre (4)	Pierre/Trygger (1)	Khamil Pierre (2)	Brooks/Trygger (36)
vs. Green Bay (11/27)	W, 79-67	Zoe Brooks (21)	Khamil Pierre (21)	Zoe Brooks (7)	Khamil Pierre (3)	Zoe Brooks (2)	Zoe Brooks (36)
vs. Southern Miss (11/28)	W, 110-56	Khamil Pierre (18)	Khamil Pierre (16)	Zamareya Jones (8)	Maddie Cox (2)	Zoe Brooks (4)	Zamareya Jones (28)
at #9/8 Oklahoma (12/3)	L (OT), 103-98	Zamareya Jones (26)	Khamil Pierre (20)	Zamareya Jones (3)	Tilda Trygger (2)	Jones/Samuels/Trygger (2)	Zamareya Jones (41)
Seton Hall (12/7)	W, 61-53	Zamareya Jones (12)	Maddie Cox (12)	Brooks/Jones (5)	Maddie Cox (2)	Zamareya Jones (2)	Zoe Brooks (35)
at Miami (12/14)	W, 87-61	Khamil Pierre (21)	Khamil Pierre (13)	Zamareya Jones (4)	Tilda Trygger (2)	Khamil Pierre (2)	Khamil Pierre (32)
Georgia Tech (12/18)	W, 87-58	Zamareya Jones (17)	Khamil Pierre (9)	Zamareya Jones (7)	Tilda Trygger (2)	Pierre/Samuels (2)	Zamareya Jones (28)
at Davidson (12/21)	W, 68-59	Khamil Pierre (23)	Khamil Pierre (13)	Qadence Samuels (4)	Tilda Trygger (2)	Quigley/Pierre/Samuels/Trygger (1)	Khamil Pierre (37)
RV/RV Stanford (1/1)	W, 74-46	Zoe Brooks (18)	Tilda Trygger (8)	Zoe Brooks (6)	KyShe Lunan (3)	Zoe Brooks (3)	Zamareya Jones (33)
California (1/4)	W, 71-60	Khamil Pierre (21)	Khamil Pierre (7)	Zamareya Jones (7)	Cox/Lunan/Jones (1)	Zoe Brooks (4)	Qadence Samuels (40)
at Clemson (1/8)	L, 75-65	Tilda Trygger (19)	Pierre/Trygger (11)	Zoe Brooks (6)	Tilda Trygger (2)	Khamil Pierre (1)	Zoe Brooks (39)
SMU (1/11)	W, 91-54	Qadence Samuels (16)	Khamil Pierre (12)	Brooks/Lunan/Trygger (3)	Zoe Brooks (3)	Zamareya Jones (2)	Khamil Pierre (26)
at Wake Forest (1/15)	W, 95-77	Khamil Pierre (26)	Khamil Pierre (14)	Zoe Brooks (9)	Tilda Trygger (2)	KyShe Lunan (3)	Zamareya Jones (35)
#9/10 Louisville (1/18)	L (OT), 88-80	Khamil Pierre (26)	Qadence Samuels (8)	Zamareya Jones (6)	Tilda Trygger (3)	Brooks/Cox (2)	Khamil Pierre (42)
at Virginia (1/24)	W (OT), 78-76	Zoe Brooks (37)	Khamil Pierre (12)	Zoe Brooks (5)	Brooks/Jones/Trygger (1)	6 players (1)	Zoe Brooks (42)
at Boston College (1/29)	W, 106-84	Zoe Brooks (27)	Khamil Pierre (12)	Zamareya Jones (7)	Brooks/Pierre/Trygger (1)	Brooks/Lunan/Samuels (1)	Zoe Brooks (33)
#25/23 North Carolina (2/2)	L, 61-59	Khamil Pierre (14)	Khamil Pierre (15)	Zoe Brooks (4)	Khamil Pierre (2)	Zoe Brooks (3)	Zamareya Jones (40)
Florida State (2/5)	W, 83-55	Zamareya Jones (25)	Khamil Pierre (18)	Zoe Brooks (3)	Mallory Collier (1)	Zamareya Jones (3)	Zamareya Jones (29)
at RV Virginia Tech (2/8)	W, 82-62	Brooks/Pierre (25)	Khamil Pierre (12)	Zoe Brooks (5)	Tilda Trygger (1)	Zoe Brooks (6)	Zoe Brooks (37)

STARTERS

DATE	OPPONENT	RESULT	1 (PTS)	2 (PTS)	3 (PTS)	4 (PTS)	5 (PTS)
11/4	vs. #8/9 Tennessee	W, 80-77	Zoe Brooks (13)	Zamareya Jones (18)	Qadence Samuels (4)	Khamil Pierre (21)	Tilda Trygger (19)
11/9	vs. #18/16 USC	L 69-68	Zoe Brooks (24)	Zamareya Jones (8)	Qadence Samuels (9)	Khamil Pierre (10)	Tilda Trygger (8)
11/11	Maine	W, 66-47	Zoe Brooks (14)	Zamareya Jones (10)	Qadence Samuels (0)	Khamil Pierre (18)	Tilda Trygger (6)
11/16	#17/12 TCU	L, 69-59	Zoe Brooks (6)	Zamareya Jones (0)	Qadence Samuels (7)	Khamil Pierre (8)	Tilda Trygger (15)
11/19	Coastal Carolina	W, 71-58	Zoe Brooks (13)	Zamareya Jones (13)	Qadence Samuels (8)	Maddie Cox (11)	Khamil Pierre (9)
11/23	Rhode Island	L, 68-63	Zoe Brooks (8)	Zamareya Jones (17)	Devyn Quigley (0)	Khamil Pierre (14)	Tilda Trygger (8)
11/27	vs. Green Bay	W, 79-67	Zoe Brooks (21)	Zamareya Jones (17)	Qadence Samuels (7)	Khamil Pierre (12)	Tilda Trygger (9)
11/28	vs. Southern Miss	W, 110-56	Zoe Brooks (14)	Zamareya Jones (14)	Qadence Samuels (11)	Khamil Pierre (18)	Tilda Trygger (16)
12/3	at #9/9 Oklahoma	L (OT), 103-98	Zoe Brooks (25)	Zamareya Jones (26)	Qadence Samuels (0)	Khamil Pierre (19)	Tilda Trygger (18)
12/7	Seton Hall	W, 61-53	Zoe Brooks (7)	Zamareya Jones (12)	Devyn Quigley (5)	Maddie Cox (7)	Tilda Trygger (9)
12/14	at Miami	W, 87-61	Zoe Brooks (11)	Zamareya Jones (16)	Devyn Quigley (10)	Khamil Pierre (21)	Tilda Trygger (9)
12/18	Georgia Tech	W, 87-58	Zoe Brooks (10)	Zamareya Jones (17)	Devyn Quigley (5)	Khamil Pierre (13)	Tilda Trygger (10)
12/21	at Davidson	W, 68-59	Zoe Brooks (14)	Zamareya Jones (19)	Qadence Samuels (0)	Khamil Pierre (23)	Tilda Trygger (7)
1/1	RV/RV Stanford	W, 74-46	Zoe Brooks (18)	Zamareya Jones (10)	Qadence Samuels (5)	Khamil Pierre (10)	Tilda Trygger (12)
1/4	California	W, 71-60	Zoe Brooks (19)	Zamareya Jones (12)	Qadence Samuels (13)	Maddie Cox (1)	Khamil Pierre (21)
1/8	at Clemson	L, 75-65	Zoe Brooks (15)	Devyn Quigley (4)	Qadence Samuels (4)	Khamil Pierre (17)	Tilda Trygger (19)
1/11	SMU	W, 91-54	Zoe Brooks (11)	Devyn Quigley (4)	Qadence Samuels (16)	Khamil Pierre (14)	Tilda Trygger (13)
1/15	at Wake Forest	W, 95-77	Zoe Brooks (16)	Zamareya Jones (20)	Qadence Samuels (8)	Khamil Pierre (26)	Tilda Trygger (18)
1/18	#9/10 Louisville	L (OT), 88-80	Zoe Brooks (19)	Zamareya Jones (20)	Qadence Samuels (7)	Khamil Pierre (26)	Tilda Trygger (3)
1/24	at Virginia	W (OT), 78-76	Zoe Brooks (37)	Zamareya Jones (14)	Qadence Samuels (2)	Khamil Pierre (15)	Tilda Trygger (8)
1/29	at Boston College	W, 106-84	Zoe Brooks (27)	Zamareya Jones (18)	Qadence Samuels (7)	Khamil Pierre (19)	Tilda Trygger (25)
2/2	#25/23 North Carolina	L, 61-59	Zoe Brooks (8)	Zamareya Jones (8)	Qadence Samuels (10)	Khamil Pierre (14)	Tilda Trygger (11)
2/5	Florida State	W, 83-55	Zoe Brooks (14)	Zamareya Jones (25)	Qadence Samuels (3)	Khamil Pierre (11)	Tilda Trygger (10)
2/8	at RV Virginia Tech	W, 82-62	Zoe Brooks (25)	Zamareya Jones (16)	Qadence Samuels (2)	Khamil Pierre (25)	Tilda Trygger (8)

POINTS-REBOUNDS-ASSISTS

	#0 QUIGLEY	#2 SAMUELS JONES	#3 LUNAN	#7 LUNAN	#10 JERNIGAN	#11 COX	#12 PIERRE	#18 TRYGGER	#35 BROOKS	#42 COLLIER
vs. #8/9 Tennessee (11/4)	0-1-1	4-3-2	18-3-5	5-1-1	0-0-0	0-1-0	21-14-0	19-8-2	13-11-5	DNP
vs. #18/16 USC (11/9)	9-4-2	9-3-0	8-1-0	0-1-0	DNP	0-0-0	10-18-2	8-11-1	24-11-6	DNP
Maine (11/11)	4-5-0	0-3-2	10-7-5	0-5-3	2-2-0	4-3-2	18-10-0	6-6-1	14-9-1	4-1-0
#17/12 TCU (11/16)	4-4-1	7-5-0	0-1-0	10-0-1	DNP	5-2-0	8-5-2	15-6-1	6-10-6	2-0-0
Coastal Carolina (11/19)	3-4-0	8-7-0	13-6-8	6-1-0	0-0-1	11-3-1	9-10-2	DNP	13-6-8	4-2-0
Rhode Island (11/23)	0-0-0	5-4-0	17-2-1	8-4-1	DNP	3-3-0	14-8-4	8-8-1	8-2-4	DNP
vs. Green Bay (11/27)	8-3-1	7-3-0	17-3-2	1-0-1	DNP	2-2-1	12-21-0	9-8-1	21-3-7	2-3-0
vs. Southern Miss (11/28)	0-1-2	11-5-1	14-4-8	11-0-3	10-2-0	9-4-2	18-16-4	16-9-0	14-3-5	7-2-0
at #9/9 Oklahoma (12/3)	5-1-0	0-3-1	26-8-3	3-0-0	DNP	2-2-0	19-20-2	18-12-1	25-2-2	DNP
Seton Hall (12/7)	5-2-0	5-4-1	12-7-5	5-2-0	DNP	7-12-0	11-8-0	9-7-1	7-6-5	0-1-0
at Miami (12/14)	10-4-2	5-4-2	16-2-4	11-4-1	0-1-0	2-3-0	21-13-0	9-4-2	11-7-3	2-3-0
Georgia Tech (12/18)	5-4-3	10-6-2	17-2-7	10-2-5	5-0-0	7-6-1	13-9-3	10-8-0	10-3-2	0-1-0
at Davidson (12/21)	2-1-2	0-5-4	19-6-3	DNP	DNP	3-1-1	23-13-0	7-7-0	14-5-2	DNP
RV/RV Stanford (1/1)	3-0-0	5-7-0	10-5-1	7-3-1	0-0-0	7-4-1	10-7-1	12-8-2	18-3-6	2-0-0
Cal (1/4)	DNP	13-6-2	12-3-7	5-0-0	DNP	1-5-2	21-7-4	DNP	19-4-3	0-1-0
at Clemson (1/8)	4-1-2	4-4-1	DNP	6-0-0	0-0-0	0-3-3	17-11-0	19-11-1	15-4-6	DNP
SMU (1/11)	4-3-1	16-5-2	15-2-2	5-4-3	9-1-0	2-6-0	14-12-2	13-10-3	11-2-3	2-1-1
at Wake Forest (1/15)	0-0-0	8-6-5	20-2-5	5-2-3	0-0-0	2-1-0	26-14-1	18-13-1	16-3-9	0-0-0
#9/10 Louisville (1/18)	DNP	7-8-0	20-3-6	2-2-1	DNP	3-1-1	26-6-2	3-6-2	19-6-5	DNP
at Virginia (1/24)	0-2-2	2-5-3	14-2-2	2-4-1	DNP	0-2-1	15-12-1	8-7-0	37-5-5	DNP
at Boston College (1/29)	4-4-0	7-4-3	18-3-1	6-1-0	0-0-0	0-2-1	19-12-3	25-6-1	27-3-7	DNP
#25/23 North Carolina (2/2)	DNP	10-8-1	8-3-2	6-1-2	DNP	2-2-0	14-15-1	11-7-0	8-1-4	DNP
Florida State (2/5)	2-1-1	3-4-3	25-6-2	8-0-1	3-1-0	3-2-1	11-18-2	10-2-0	14-5-3	4-3-0
at RV Virginia Tech (2/8)	3-3-1	2-3-0	16-0-4	3-1-1	DNP	0-2-1	25-12-0	8-6-0	25-5-5	DNP

POINTS LEADER*	Season	NCSU Career
Khamil Pierre	10	10
Zoe Brooks	7	18
Zamareya Jones	6	9
Tilda Trygger	2	2
Qadence Samuels	1	1

REBOUNDS LEADER*	Season	NCSU Career
Khamil Pierre	20	20
Tilda Trygger	3	11
Zoe Brooks	1	7
Maddie Cox	1	3
Qadence Samuels	1	1
Mallory Collier	-	2

ASSISTS LEADER*	Season	NCSU Career
Zoe Brooks	16	46
Zamareya Jones	11	16
Khamil Pierre	1	1
Qadence Samuels	1	1
Ky'She Lunan	1	1
Tilda Trygger	1	1

STEALS LEADER*	Season	NCSU Career
Zoe Brooks	11	36
Khamil Pierre	8	8
Zamareya Jones	6	9
Ky'She Lunan	5	5
Qadence Samuels	5	5
Tilda Trygger	3	5
Maddie Cox	1	3
Zamareya Jones	1	2
Devyn Quigley	1	1

BLOCKS LEADER*	Season	NCSU Career
Tilda Trygger	14	23
Khamil Pierre	4	4
Zoe Brooks	3	17
Maddie Cox	3	11

Zamareya Jones	2	7
Ky'She Lunan	2	2
Mallory Collier	1	3
Qadence Samuels	1	1

10+ POINT GAMES	Season	Career
Khamil Pierre	22	22
Zoe Brooks	20	66
Zamareya Jones	20	30
Tilda Trygger	12	20
Qadence Samuels	5	5
Ky'She Lunan	4	4
Devyn Quigley	1	3
Maddie Cox	1	1
Adelaide Jernigan	1	1
Mallory Collier	-	1

20+ POINT GAMES	Season	Career
Khamil Pierre	7	7
Zoe Brooks	6	10
Zamareya Jones	4	4
Tilda Trygger	1	1
Devyn Quigley	-	1

30+ POINT GAMES	Season	Career
Zoe Brooks	1	2

10+ REBOUND GAMES	Season	Career
Khamil Pierre	17	17
Tilda Trygger	4	8
Zoe Brooks	3	6
Maddie Cox	1	1

20+ REBOUND GAMES	Season	Career
Khamil Pierre	2	2

10+ ASSIST GAMES	Season	Career
Zoe Brooks	-	2

DOUBLE-DOUBLES	Season	Career
Khamil Pierre	16	16
Tilda Trygger	4	7
Zoe Brooks	2	6

FREE THROWS IN FINAL 5 MIN/OT (NC STATE)		
Tilda Trygger	9-11	.818
Zoe Brooks	81-105	.771
Maddie Cox	8-11	.727
Zamareya Jones	19-28	.679
Khamil Pierre	10-19	.526
Devyn Quigley	6-6	1.000
Qadence Samuels	2-2	1.000
Ky'She Lunan	7-9	.778
Mallory Collier	5-9	.556
Adelaide Jernigan	0-1	.000

*includes ties

GAME-BY-GAME

GAME	DATE	RESULT	FG-A	PCT.	3FG-A	PCT.	FT-A	PCT.	OR-DR-TR	PF	A	TO	STL	BLK	HT PTS.
8/9 Tennessee			30-77	.390	9-33	.273	8-14	.571	16-32-48	23	14	11	6	4	44
9/8 NC State	Nov. 4	W, 80-77	30-76	.395	5-17	.294	15-21	.714	15-33-48	10	16	10	7	5	40
18/16 USC			28-76	.368	7-26	.269	6-10	.600	12-28-40	17	11	7	11	6	33
9/8 NC State	Nov. 9	L, 69-68	28-71	.394	5-19	.263	7-11	.636	17-37-54	13	11	18	3	1	34
Maine			20-69	.290	6-32	.188	1-3	.333	9-27-36	12	9	8	5	1	14
10/9 NC State	Nov. 11	W, 66-47	27-67	.403	3-20	.150	9-11	.818	13-41-54	10	14	9	5	6	28
17/12 TCU			26-61	.426	7-21	.333	10-12	.833	12-33-45	13	11	13	6	5	36
10/9 NC State	Nov. 16	L, 69-59	23-69	.333	6-19	.316	7-13	.538	16-25-41	11	11	9	7	4	31
Coastal Carolina			23-67	.343	6-29	.207	6-7	.857	12-25-37	14	10	21	5	1	13
16/16 NC State	Nov. 19	W, 71-58	28-62	.452	9-29	.310	6-12	.500	12-33-45	16	20	21	10	6	34
Rhode Island			27-55	.491	5-14	.357	9-12	.750	5-20-25	10	6	12	11	2	33
16/16 NC State	Nov. 23	L, 68-63	25-58	.431	7-19	.368	6-7	.857	12-23-35	15	11	16	5	2	30
Green Bay			25-63	.397	10-27	.370	7-12	.583	7-23-30	14	17	8	7	2	31
25/24 NC State	Nov. 27	W, 79-67	32-67	.478	7-18	.389	8-15	.500	16-33-49	18	13	13	3	5	36
Southern Miss			23-73	.315	7-28	.250	3-4	.750	9-25-34	17	6	16	3	3	24
25/24 NC State	Nov. 28	W, 110-56	43-77	.558	9-19	.474	15-20	.750	13-39-52	11	25	7	13	2	58
9/9 Oklahoma			41-86	.477	4-22	.182	17-27	.630	14-34-48	17	14	9	9	10	38
RV/25 NC State	Dec. 3	L (OT), 103-98	38-91	.418	3-25	.120	19-26	.731	21-36-57	23	9	13	7	3	45
Seton Hall			21-65	.323	5-25	.200	6-9	.667	10-28-38	17	8	11	8	1	33
RV/25 NC State	Dec. 7	W, 61-53	23-64	.359	6-25	.240	9-13	.692	15-36-51	14	12	14	4	2	28
Miami			23-63	.365	6-25	.240	9-13	.692	7-24-31	12	11	12	6	4	20
RV/RV NC State	Dec. 14	W, 87-61	35-74	.473	8-18	.444	9-12	.750	16-33-49	13	14	10	4	4	48
Georgia Tech			23-65	.354	6-27	.222	6-7	.857	4-27-31	12	15	12	6	2	31
RV NC State	Dec. 18	W, 87-58	36-68	.529	9-26	.346	6-8	.750	6-38-44	6	23	11	7	5	55
Davidson			23-65	.354	10-30	.333	3-7	.429	8-29-37	18	10	9	6	3	22
RV NC State	Dec. 21	W, 68-59	27-62	.435	4-18	.222	10-14	.714	7-35-42	12	8	9	4	3	34
RV/RV Stanford			28-60	.467	4-9	.444	14-17	.824	11-31-42	11	12	16	9	8	26
RV NC State	Jan. 1	W, 74-46	18-60	.300	4-23	.174	6-10	.600	12-23-35	19	5	21	7	1	32
Cal			24-55	.436	5-22	.227	7-10	.700	10-32-42	14	12	20	4	4	36
RV NC State	Jan. 4	W, 71-60	28-63	.444	4-16	.250	11-15	.733	7-21-28	12	18	6	12	3	37
Clemson			30-62	.484	8-24	.333	7-9	.778	7-27-34	14	10	7	6	2	39
RV/RV NC State	Jan. 8	L, 75-65	26-63	.413	4-19	.211	9-10	.900	11-27-38	11	13	10	1	3	37
SMU			20-62	.323	8-22	.364	6-10	.600	5-21-26	17	7	14	10	4	24
RV/RV NC State	Jan. 11	W, 91-54	36-66	.545	8-22	.364	11-16	.688	13-38-51	9	17	12	5	7	40
Wake Forest			31-60	.517	12-25	.480	3-3	1.000	2-19-21	11	17	11	3	2	49
RV NC State	Jan. 15	W, 95-77	35-68	.515	11-29	.379	14-17	.824	16-26-42	7	24	8	7	2	43
#9/10 Louisville			35-80	.438	5-19	.263	13-17	.765	21-23-44	19	15	13	10	1	28
RV NC State	Jan. 18	L (OT), 88-80	27-59	.458	8-18	.444	18-24	.750	9-26-35	18	17	19	4	4	33
Virginia			30-77	.390	12-28	.429	4-8	.500	12-33-45	24	21	15	5	7	18
RV NC State	Jan. 24	W (OT), 78-76	24-66	.364	4-14	.286	26-32	.813	11-35-46	14	15	12	6	3	34
Boston College			29-70	.414	16-38	.421	10-11	.909	13-17-30	23	19	10	10	0	48
RV NC State	Jan. 29	W, 106-84	38-62	.613	8-21	.381	22-23	.957	8-29-37	14	16	12	3	3	57
#25/23 North Carolina			23-54	.426	6-17	.353	9-14	.643	4-31-35	9	10	10	4	3	30
RV/RV NC State	Feb. 2	L, 61-59	26-70	.371	5-21	.238	2-2	1.000	12-29-41	10	10	7	7	2	34
Florida State			21-73	.288	7-29	.241	6-12	.500	19-26-45	14	10	16	8	6	23
RV/RV NC State	Feb. 5	W, 83-55	31-70	.443	9-23	.391	12-14	.857	13-36-49	14	13	12	12	1	52
RV Virginia Tech			27-71	.380	4-18	.222	4-8	.500	15-26-41	15	11	16	6	4	27
RV/RV NC State	Feb. 8	W, 82-62	29-63	.460	6-16	.375	18-19	.947	8-29-37	10	12	9	10	4	44

SPECIALTY SCORING STATS

Opponent (Date)	W/L	PTS OFF TOs		PTS IN PAINT		2ND CHANCE PTS		FAST BREAK PTS		BENCH PTS	
		ST-Opp	Margin	ST-Opp	Margin	ST-Opp	Margin	ST-Opp	Margin	ST-Opp	Margin
vs. 8/9 Tennessee (11/4)	W, 80-77	9-16	-7	38-38	0	17-17	0	12-6	+6	5-19	-14
vs. 18/16 USC (11/9)	L, 69-68	8-15	-7	38-36	+2	8-15	-7	19-11	+8	9-25	-16
Maine (11/11)	W, 66-47	9-6	-3	42-22	+20	11-5	+6	12-4	+8	18-7	+11
17/12 TCU (11/16)	L, 69-59	13-11	+2	26-34	-8	14-12	+2	13-6	+7	23-2	+21
Coastal Carolina (11/19)	W, 71-58	28-19	+9	30-26	+4	6-8	-2	21-7	+14	17-8	+9
Rhode Island (11/23)	L, 68-63	11-11	-	30-36	-6	10-8	+2	10-6	+4	16-16	-
vs. Green Bay (11/27)	W, 79-67	13-12	+1	40-26	+14	17-9	+8	6-0	+6	13-18	-5
vs. Southern Miss (11/28)	W, 110-56	22-0	+22	58-22	+36	13-2	+11	27-7	+20	37-22	+15
at 9/9 Oklahoma (12/3)	L (OT), 103-98	48-56	-8	48-56	-8	16-18	-2	4-11	-7	10-8	+2
Seton Hall (12/7)	W, 61-53	5-10	-5	34-22	+12	13-2	+11	12-4	+8	21-10	+11
at Miami (12/14)	W, 87-61	16-7	+9	38-28	+10	13-7	+6	10-6	+4	20-25	-5
Georgia Tech (12/18)	W, 87-58	14-8	+6	34-20	+14	5-2	+3	17-14	+3	32-8	+24
at Davidson (12/21)	W, 68-59	8-7	+1	42-22	+20	6-5	+1	6-3	+3	5-18	+13
Stanford (1/1)	W, 74-46	24-10	+14	34-24	+10	12-9	+3	11-7	+4	19-7	+12
California (1/4)	W, 71-60	23-7	+16	36-34	+2	9-8	+1	18-8	+10	5-14	-9
at Clemson (1/8)	L, 75-65	6-16	-10	36-38	-2	4-10	-6	2-20	-18	6-40	-34
SMU (1/11)	W, 91-54	19-11	+8	42-20	+22	16-2	+14	18-11	+7	33-13	+20
at Wake Forest (1/15)	W, 95-77	17-11	+6	32-36	-4	20-3	+17	9-7	+2	7-25	-18
#9/10 Louisville (1/18)	L (OT), 88-80	17-24	-7	26-48	-22	8-12	-4	12-19	-7	5-57	-52
at Virginia (1/24)	W (OT), 78-76	21-13	+8	32-30	+2	6-16	-10	12-15	-3	2-18	-16
at Boston College (1/29)	W, 106-84	16-8	+8	56-26	+30	13-14	-1	10-10	0	10-42	-32
#25/23 North Carolina (2/2)	L, 61-59	9-10	-1	36-26	+10	6-3	+3	14-15	-1	8-4	+4
Florida State (2/5)	W, 83-55	22-8	+14	40-26	+14	13-18	-5	23-11	+12	20-23	-3
at RV Virginia Tech (2/8)	W, 82-62	16-11	+5	44-36	+8	10-19	-9	11-9	+2	6-10	-4
Totals:		394-297	+97	912-732	+180	266-224	+42	309-217	+92	347-439	-92

QUARTERS & HALVES

	1Q	2Q	3Q	4Q
NC STATE PTS (avg.)	21.4	17.6	20.2	17.7
OPP PTS (avg.)	15.2	14.8	16.5	17.9
MARGIN (avg.)	+6.1	+2.5	+3.7	-0.2
FG-A	205-458	162-371	192-401	159-356
FG%	.448	.437	.479	.447
OPP FG-A	147-422	141-384	156-385	164-391
OPP FG%	.348	.367	.405	.419
3FG-A	45-134	39-120	32-105	37-109
3FG%	.336	.325	.305	.339
OPP 3FG-A	50-174	41-135	31-132	49-158
OPP 3FG%	.287	.304	.235	.310
FTA	57-73	72-93	72-92	67-92
FT%	.781	.774	.783	.728
OPP FTA	23-34	30-48	60-76	51-70
OPP FT%	.676	.625	.789	.729
REB (avg.)	12.7	10.8	10.6	10.2
REB MARGIN (avg.)	+2.3	+2.3	+2.0	+1.1
AST (avg.)	4.0	3.3	4.4	3.2
TO (avg.)	2.3	3.3	2.8	3.4
STL (avg.)	1.4	1.5	2.0	1.4
BLK (avg.)	0.9	0.9	1.0	0.9

MOST 1H POINTS	LARGEST HT DEFICIT
ST 58	ST -6
Opp 49	Opp -34
FEWEST 1H POINTS	LARGEST HT DEFICIT OVERCOME
ST 28	ST -6
Opp 13	Opp -7
LARGEST HT LEAD	MOST 2H POINTS
ST +34	ST 52
Opp +6	Opp 51
LARGEST HT LEAD BLOWN	FEWEST 2H POINTS
ST +7	ST 25
Opp +6	Opp 20

LEAD/DEFICIT BREAKDOWNS

Opponent (Date)	W/L	1Q SCORE		HT SCORE		3Q SCORE		4Q SCORE		OT SCORE(S)		LARGEST LEAD	LARGEST DEFICIT	TIMES TIED	LEAD CHANGES	TIME LED (MIN.)
		ST-Opp	Margin	ST-Opp	Margin	ST-Opp	Margin	ST-Opp	Margin	ST-Opp	Margin					
8/9 Tennessee (11/4)	W, 80-77	25-24	+1	40-44	-4	63-62	+1	80-77	+3	-	-	8 (3rd, 5:06)	10 (2nd, 3:33)	2	11	21:40
18/16 USC (11/9)	L, 69-68	20-18	+2	34-33	+1	58-50	+8	69-68	-1	-	-	11 (4th, 9:48)	4 (2nd, 6:18)	8	13	25:15
Maine (11/11)	W, 66-47	9-5	+4	28-14	+14	49-27	+22	66-47	+19	-	-	24 (4th, 8:12)	0	0	0	39:05
17/12 TCU (11/16)	L, 69-59	13-15	-2	31-36	-5	40-56	-16	59-69	-10	-	-	5 (2nd, 3:26)	16 (3rd, 0:01)	4	3	31:41
Coastal Carolina (11/19)	W, 71-58	18-7	+11	34-13	+21	53-39	+14	71-58	+13	-	-	23 (2nd, 0:47)	3 (1st, 7:38)	1	2	36:55
Rhode Island (11/23)	L, 68-63	18-20	-2	30-33	-3	51-51	0	68-63	-5	-	-	5 (1st, 8:57)	6 (1st, 2:03)	10	11	11:05
vs. Green Bay (11/27)	W, 79-67	22-14	+8	36-31	+5	56-52	+4	79-67	+12	-	-	13 (4th, 1:50)	3 (3rd, 6:01)	6	10	33:40
vs. Southern Miss (11/28)	W, 110-56	30-9	+21	58-24	+34	87-35	+52	110-56	+54	-	-	60 (4th, 5:46)	0	0	0	39:01
at 9/9 Oklahoma 12/3)	L (OT), 103-98	23-21	-2	45-38	+7	70-65	+5	89-89	0	9-14	-5	10 (3rd, 8:01)	7 (2nd, 7:16)	11	4	27:00
Seton Hall (12/7)	W, 61-53	14-17	-3	28-33	-5	50-45	+5	61-53	+8	-	-	8 (4th, 0:45)	9 (2nd, 3:04)	4	3	12:52
at Miami (12/14)	W, 87-61	29-13	+16	48-20	+28	69-39	+30	87-61	+26	-	-	37 (4th, 4:32)	2 (1st, 9:41)	1	1	38:40
Georgia Tech (12/18)	W, 87-58	26-20	+6	55-31	+24	77-34	+43	87-58	+29	-	-	43 (3rd, 0:20)	2 (1st, 4:26)	3	2	37:12
at Davidson (12/21)	W, 68-59	20-4	+16	34-22	+12	49-46	+3	68-59	+9	-	-	18 (2nd, 9:36)	0	0	0	39:17
Stanford (1/1)	W, 74-46	18-11	+7	32-26	+6	51-37	+14	74-46	+28	-	-	31 (4th, 3:32)	4 (1st, 8:50)	2	3	32:25
California (1/4)	W, 71-60	21-20	+1	37-36	+1	56-45	+11	71-60	+11	-	-	14 (4th, 7:03)	3 (1st, 2:50)	6	12	31:10
at Clemson (1/8)	L, 75-65	21-17	+4	37-39	-2	57-52	-5	65-75	-10	-	-	8 (1st, 3:25)	12 (4th, 1:01)	6	11	22:24
SMU (1/11)	W, 91-54	25-9	+16	40-24	+16	70-35	+35	91-54	+37	-	-	44 (4th, 5:37)	0	0	0	39:33
at Wake Forest (1/15)	W, 95-77	23-33	-10	43-49	-6	75-62	+13	95-77	+18	-	-	25 (4th, 6:49)	15 (2nd, 5:36)	3	9	19:42
#9/10 Louisville (1/18)	L (OT), 88-80	23-14	+9	33-28	+5	50-47	+3	74-74	0	6-14	-8	13 (3rd, 4:09)	8 (OT, 0:24)	6	5	32:10
at Virginia (1/24)	W (OT), 78-76	16-6	+10	34-18	+16	48-37	+11	66-66	0	12-10	+2	18 (3rd, 8:51)	2 (OT, 3:55)	5	4	39:55
at Boston College (1/29)	W, 106-84	27-22	+5	57-48	+9	76-63	+13	106-84	+22	-	-	25 (4th, 4:18)	3 (1st, 7:07)	2	6	36:59
#25/23 North Carolina (2/2)	L, 61-59	20-14	+6	34-30	+4	42-48	-6	59-61	-2	-	-	9 (2nd, 4:14)	10 (4th, 9:08)	4	4	18:27
Florida State (2/5)	W, 83-55	34-11	+23	52-23	+29	68-43	+25	83-55	+28	-	-	32 (4th, 6:41)	0	1	0	38:27
at RV Virginia Tech (2/8)	W, 82-62	19-19	0	44-27	+17	64-45	+19	82-62	+20	-	-	21 (3rd, 0:16)	7 (1st, 6:34)	4	2	28:25
Totals:		512-365	+147	422-355	+67	484-395	+89	425-430	-5	27-38	-11					

SINGLE-GAME HIGHS & LOWS

TEAM HIGHS

POINTS	110	vs. Southern Miss (11/28/25)
FG MADE	43	vs. Southern Miss (11/28/25)
FG ATTEMPTS	91	at No. 9/9 Oklahoma (12/3/25)
FG%	.613 (38-62)	at Boston College (1/29/26)
3FG MADE	11	at Wake Forest (1/15/26)
3FG ATTEMPTS	29 (2x)	Last: at Wake Forest (1/15/26)
3FG%	.474 (9-19)	vs. Southern Miss (11/28/25)
FREE THROWS MADE	26	at Virginia (1/24/26)
FREE THROW ATTEMPTS	32	at Virginia (1/24/26)
FREE THROW % (10 att.)	.957 (22-23)	at Boston College (1/29/26)
REBOUNDS	57	at No. 9/9 Oklahoma (12/3/25)
OFFENSIVE REBOUNDS	21	at No. 9/9 Oklahoma (12/3/25)
ASSISTS	25	vs. Southern Miss (11/28/25)
STEALS	13	vs. Southern Miss (11/28/25)
BLOCKED SHOTS	8	vs. Stanford (1/1/26)
TURNOVERS	21	vs. Coastal Carolina (11/19/25)
FOULS	23	at No. 9/9 Oklahoma (12/3/25)

OPPONENTS

103	No. 9/9 Oklahoma (12/3/25)
41	No. 9/9 Oklahoma (12/3/25)
96	No. 9/9 Oklahoma (12/3/25)
.517 (31-60)	Wake Forest (1/15/26)
16	Boston College (1/29/26)
38	Boston College (1/29/26)
.480 (12-25)	Wake Forest (1/15/26)
17	No. 9/9 Oklahoma (12/3/25)
21	No. 9/9 Oklahoma (12/3/25)
.909 (10-11)	Boston College (1/29/26)
48 (2x)	Last: No. 9/9 Oklahoma (12/3/25)
21	No. 9/10 Louisville (1/18/26)
21	Virginia (1/24/26)
11 (2x)	Last: Rhode Island (11/21/25)
10	No. 9/9 Oklahoma (12/3/25)
21 (2x)	Last: Stanford (1/1/26)
24	Virginia (1/24/26)

TEAM LOWS

POINTS	59 (2x)	Last: vs. No. 25/23 North Carolina (2/2/26)
FG MADE	23 (2x)	Last: vs. No. 25/23 North Carolina (2/2/26)
FG ATTEMPTS	54	vs. No. 25/23 North Carolina (2/2/26)
FG%	.333 (23-69)	vs. No. 17/12 TCU (11/16/25)
3FG MADE	3 (2x)	Last: at No. 9/9 Oklahoma (12/3/25)
3FG ATTEMPTS	9	vs. Stanford (1/1/26)
3FG%	.120 (3-25)	at No. 9/9 Oklahoma (12/3/25)
FREE THROWS MADE	2	vs. No. 25/23 North Carolina (2/2/26)
FREE THROW ATTEMPTS	2	vs. No. 25/23 North Carolina (2/2/26)
FREE THROW % (10 att.)	.500 (8-16) (2x)	Last: vs. Green Bay (11/27/25)
REBOUNDS	28	vs. California (1/4/26)
OFFENSIVE REBOUNDS	7	vs. California (1/4/26)
ASSISTS	10	vs. No. 25/23 North Carolina (2/2/26)
STEALS	1	at Clemson (1/8/25)
BLOCKED SHOTS	1 (2x)	Last: vs. Florida State (2/5/26)
TURNOVERS	6	vs. California (1/4/26)
FOULS	6	vs. Georgia Tech (12/18/25)

OPPONENTS

46	Stanford (1/1/26)
18	Stanford (1/1/26)
60	Stanford (1/1/26)
.290 (20-69)	Maine (11/11/25)
4 (3x)	Last: Virginia Tech (2/8/26)
14	Rhode Island (11/23/25)
.174 (4-23)	Stanford (1/1/26)
1	Maine (11/11/25)
3	Maine (11/11/25)
.571 (8-14)	No. 8/9 Tennessee (11/4/25)
21	Wake Forest (1/15/26)
2	Wake Forest (1/15/26)
5	Stanford (1/1/26)
3 (2x)	Last: Wake Forest (1/15/26)
1 (5x)	Last: No. 9/10 Louisville (1/18/26)
7 (2x)	Last: Clemson (1/8/25)
9	No. 25/23 North Carolina (2/2/26)

INDIVIDUAL HIGHS

POINTS	37	Zoe Brooks, at Virginia (1/24/26)
FG MADE	12	Khamil Pierre at Wake Forest (1/15/26)
FG ATTEMPTS	24	Zamareya Jones at No. 9/9 Oklahoma (12/3/25)
FG% (min. 5 made)	1.000 (5-5)	Tilda Trygger vs. SMU (1/11/26)
3FG MADE	6	Zamareya Jones at Wake Forest (1/15/26)
3FG ATTEMPTS	10	Zamareya Jones at Wake Forest (1/15/26)
FREE THROWS MADE	19	Zoe Brooks at Virginia (1/24/26)
FREE THROW ATTEMPTS	20	Zoe Brooks at Virginia (1/24/26)
REBOUNDS	21	Khamil Pierre vs. Green Bay (11/27/25)
OFFENSIVE REBOUNDS	10	Khamil Pierre vs. No. 18/16 USC (11/9/25)
ASSISTS	9	Zoe Brooks at Wake Forest (1/15/26)
STEALS	6	Zoe Brooks at Virginia Tech (2/8/26)
BLOCKED SHOTS	3 (6x)	Last: Tilda Trygger at Virginia Tech (2/8/26)
TURNOVERS	6	Zoe Brooks vs. No. 18/16 USC (11/9/25)

OPPONENTS

33 (2x)	Last: Imari Berry, No. 9/10 Louisville (1/18/26)
14	Imari Berry, No. 9/10 Louisville (1/18/26)
26	Aaliyah Chavez, No. 9/9 Oklahoma (12/3/25)
.875 (7-8)	Naya Ojukwu, California (1/4/26)
6 (2x)	Last: Kymora Johnson, Virginia (1/24/26)
14	Kymora Johnson, Virginia (1/24/26)
6 (2x)	Last: Sahara Williams, No. 9/9 Oklahoma (12/3/25)
10	Sahara Williams, No. 9/9 Oklahoma (12/3/25)
18	Kilah Freelon, Virginia Tech (2/8/26)
9	Kilah Freelon, Virginia Tech (2/8/26)
9	Kymora Johnson, Virginia (1/24/26)
4 (3x)	Last: Jasmine Shavers, Florida State (2/5/26)
5	Jazzy Davidson, USC (11/9/25)
6 (2x)	Last: Carleigh Wenzel, Virginia Tech (2/8/26)

SINGLE-GAME RECORDS

TEAM

MOST POINTS SCORED

1. 137	at Western Carolina	12/8/10
2. 131	vs. UNCG	2/22/19
3. 125	vs. Duke	1/19/78
4. 120	vs. Virginia	1/12/91
5. 119	vs. Wake Forest	1/11/79

FEWEST POINTS SCORED

1. 38	at Purdue	11/15/06
2. 39	at Duke	2/11/10
3. 42	at FIU	11/28/08
4. 44	at Miami	12/30/15
44	vs. Duke	1/29/03
44	vs. Virginia	1/15/94

MOST POINTS ALLOWED

1. 123	Virginia	1/21/91
2. 112	Providence	12/3/89
3. 104	Clemson	2/4/84
4. 103	Oklahoma	12/3/25
5. 101	Virginia	1/11/92
6. 100	Wake Forest	2/27/11
100	Minnesota	1/30/91

FEWEST POINTS ALLOWED

1. 21	Methodist	1/25/75
2. 24	UP-Mayaguez	12/21/03
3. 25	UNC Asheville	11/21/98
4. 27	Presbyterian	12/16/10
5. 29	SEMO	11/11/11
29	North Carolina A&T	12/18/04

LARGEST MARGIN OF VICTORY

1. 84	vs. UNCG (131-47)	2/22/79
2. 82	vs. Duke (125-43)	1/19/78
3. 77	vs. Delaware State (116-39)	12/21/96
77	at Howard (125-50)	1/13/93
77	vs. UNCG (111-34)	2/5/79
77	at UNCG (116-39)	11/28/78

FIELD GOALS MADE

1. 58	vs. UNCG	2/22/79
2. 56	vs. Western Carolina	12/8/90
3. 55	at Howard	1/31/93
4. 53	vs. Appalachian State	3/3/81
53	at UNCG	11/28/78

FIELD GOALS ATTEMPTED

1. 96	vs. Oral Roberts	12/21/91
2. 95	vs. UNCG	2/22/79
3. 94	vs. Central Connecticut	12/28/90
94	vs. East Carolina	11/30/78
5. 93	vs. Western Carolina	12/8/90
93	vs. UNCG	2/15/77

FIELD GOAL PERCENTAGE

1. .694	vs. Drake (43-62)	11/23/90
2. .683	vs. NC Central (41-60)	11/29/20
3. .679	vs. Howard (55-81)	1/31/93
4. .671	vs. Western Carolina (51-76)	12/8/84
5. .662	vs. Maryland (43-65)	1/2/96

3-POINTERS MADE

1. 16	vs. Pitt	2/25/21
16	vs. Mount St. Mary's	12/13/14
3. 15	vs. Michigan State	3/24/25
15	at Pitt	12/10/21
15	vs. Iowa State	11/25/05

3-POINTERS ATTEMPTED

1. 36	vs. Kansas State	11/24/16
-------	------------------	----------

3-POINT PERCENTAGE

1. .833	vs. Western Carolina (10-12)	12/8/90
---------	------------------------------	---------

FREE THROWS MADE

1. 35	vs. Duke	1/19/88
2. 34	vs. Louisville	1/17/16
34	vs. High Point	1/6/78
4. 32	vs. Virginia	1/21/91
5. 31	vs. UCLA	12/28/93
31	vs. Clemson	3/5/83
31	vs. Texas	1/10/81

FREE THROWS ATTEMPTED

1. 48	vs. Duke	1/19/88
2. 47	vs. High Point	1/6/78
3. 46	vs. Clemson	1/28/80
4. 45	at Duke	1/21/87
45	vs. Texas	1/10/81

FREE THROW PERCENTAGE (Min. 12 FA)

1. 1.000	vs. Virginia Tech (13-13)	2/8/24
1.000	vs. Elon (17-17)	11/15/23
1.000	vs. Saint Mary's (13-13)	12/12/21
1.000	at Louisville (12-12)	2/1/21
1.000	vs. Auburn (15-15)	3/17/17
1.000	vs. Boston College (15-15)	2/19/10
1.000	at Georgia Tech (19-19)	1/3/85
1.000	at Texas (16-16)	12/1/84

REBOUNDS

1. 76	vs. Oral Roberts	12/21/91
2. 74	vs. Appalachian State	12/8/76
3. 71	at Chattanooga	12/31/77
4. 68	vs. UNCG	2/22/79
5. 66	at George Mason	11/27/82

ASSISTS

1. 43	vs. Western Carolina	12/8/84
2. 35	vs. Duke	2/21/89
35	vs. UNCG	2/22/79
35	vs. Wake Forest	1/11/79
5. 34	vs. East Carolina	2/25/91
34	vs. Indiana	12/29/86
34	vs. Rutgers	1/12/85

STEALS

1. 29	vs. Delaware State	12/21/96
2. 26	vs. North Carolina A&T	12/19/95
3. 25	vs. Syracuse	2/20/22
25	at Howard	1/27/85
25	vs. Duke	1/19/78

BLOCKS

1. 14	vs. Virginia Tech	1/2/06
2. 12	vs. Virginia	1/8/23
12	vs. Virginia	2/10/11
12	vs. Appalachian State	12/9/77
5. 11	vs. Jacksonville	11/23/11
11	vs. Duke	1/19/09
11	vs. North Carolina	2/23/80
11	at UNCG	11/28/78

MOST TURNOVERS

1. 37	at Clemson	12/11/76
-------	------------	----------

FEWEST TURNOVERS

1. 4	vs. Vermont	3/22/25
4	vs. Tennessee	3/25/24
4	at Florida State	1/12/23
4	vs. Duke	1/16/22
4	vs. North Carolina	2/21/11

MARGIN OF VICTORY (HOME)

1. 82	vs. Duke	1/19/78
-------	----------	---------

MARGIN OF VICTORY (ROAD)

1. 77	at Howard	1/13/93
77	at UNCG	11/28/78

LARGEST MARGIN OF VICTORY (NEUTRAL)

1. 84	vs. UNCG	2/22/79
-------	----------	---------

LARGEST MARGIN OF DEFEAT (HOME)

1. 27	vs. North Carolina	1/13/75
-------	--------------------	---------

LARGEST MARGIN OF DEFEAT (ROAD)

1. 40	at Maryland	1/30/93
-------	-------------	---------

LARGEST COMBINED SCORE

1. 243	NC State (120)	1/12/91
	Virginia (123)	

INDIVIDUAL

POINTS

1. 50	Andrea Stinson at Providence	12/3/89
2. 42	Linda Page at Clemson	2/4/84
42	Linda Page vs. Clemson	3/5/83
4. 41	Trudi Lacey vs. Mercer	2/7/81
5. 39	Linda Page vs. Wake Forest	2/12/85

FIELD GOALS MADE

1. 21	Andrea Stinson at Providence	12/3/89
2. 18	Linda Page at Clemson	2/4/84
3. 17	Andrea Stinson vs. Georgia Tech	1/7/89
4. 16	Summer Erb vs. Mississippi State	3/13/99
16	Summer Erb at Georgia Tech	1/28/99
16	Summer Erb vs. Idaho State	11/28/98
16	Andrea Stinson at Virginia	1/14/89
16	Linda Page vs. Wake Forest	2/12/85
16	Genia Beasley vs. Old Dominion	2/11/76

FIELD GOALS ATTEMPTED

1. 31	Linda Page vs. Maryland	3/6/83
2. 27	Shayla Fields vs. Boston College	1/29/09
3. 26	Kiara Leslie at North Carolina	2/24/19
26	Chasity Melvin vs. Louisiana Tech	3/27/98
5. 25	Tynesha Lewis at North Carolina	1/14/01

3-POINTERS MADE

1. 9	Myisha Goodwin-Coleman vs. Georgia Tech	2/17/13
9	Jennifer Howard vs. Syracuse	11/28/96
9	Jennifer Howard vs. Syracuse	12/29/95
4. 8	Keisha Brown vs. Iowa State	11/25/05
8	Tammy Gibson at Howard	1/31/93

3-POINT PERCENTAGE (5+ ATT.)

1. 1.00	Diamond Johnson vs. Kansas State	3/21/22
1.00	Len'Nique Brown-Hoskin vs. Mount St. Mary's	12/13/14
1.00	Jennifer Howard vs. Wake Forest	2/24/94
4. .857	Tammy Gibson at Washington	12/5/92
5. .833	Aziah James vs. Davidson	12/15/22
.833	Kiara Leslie vs. Hampton	12/5/18
.833	Aislinn Konig vs. Kent State	11/11/18
.833	Marissa Kastanek vs. Boston College	2/19/10
.833	Megan Zullo vs. North Carolina A&T	12/16/07
.833	Jennifer Howard vs. Georgia Tech	1/15/95

FREE THROWS MADE

1. 19	Zoe Brooks at Virginia	1/24/26
2. 17	Amber White at Wake Forest	2/27/11
17	Linda Page vs. Charlotte	11/24/84
4. 16	Linda Page vs. Clemson	3/5/83
5. 15	Dominique Wilson vs. Louisville	1/17/16
15	Rhonda Mapp vs. Virginia	1/12/91

FREE THROWS ATTEMPTED

1. 20	Zoe Brooks at Virginia	1/24/26
2. 18	Elissa Cunane vs. Elon	12/15/19
18	Amber White at Wake Forest	2/27/11
18	Linda Page vs. Clemson	3/5/83
5. 17	Dominique Wilson vs. Louisville	1/17/16
17	Rhonda Mapp vs. Virginia	1/12/91
17	Debbie Bertrand at North Carolina	1/13/87
17	Linda Page vs. Charlotte	11/24/84

REBOUNDS

1. 27	Susan Yow vs. East Carolina	1/17/76
2. 22	Chelsea Nelson vs. Duke	3/2/18
3. 21	Khamil Pierre vs. Green Bay	11/27/25
21	Rhonda Mapp vs. Georgia Tech	2/23/92
21	Genia Beasley vs. Missouri	3/17/78
6. 20	Khamil Pierre at Oklahoma	12/3/25
20	DD Rogers at Georgetown	12/8/18
20	Kaayla Chones at North Carolina	1/3/00
20	Genia Beasley vs. Appalachian State	12/6/76
20	Trudi Lacey vs. North Carolina	12/6/76

ASSISTS

1. 13	Raina Perez at North Carolina	2/7/21
13	Krissy Kuziowski at Wake Forest	1/15/92
3. 12	Monica Pope vs. Iowa State	11/25/05
12	Umeki Webb vs. Maryland	1/2/96
12	Danyel Parker at Howard	1/31/93
12	Krissy Kuziowski at George Washington	12/22/92
12	Danyel Parker vs. North Carolina	2/12/91
12	Andrea Stinson vs. California	12/28/89
12	Debbie Bertrand vs. Maryland	2/14/87
12	Carla Hillman vs. Clemson	1/3/87
12	Robyn Mayo vs. Georgia Tech	2/3/85

BLOCKS

1. 8	Tia Bell vs. Virginia	2/15/09
8	Genia Beasley vs. North Carolina	1/29/79
3. 7	Madison Hayes vs. Virginia	1/8/23
7	Kody Burke vs. Virginia	2/10/11
7	Trena Trice vs. Fairfield	11/29/86

STEALS

1. 10	Umeki Webb vs. Delaware State	12/21/96
10	Danyel Parker vs. Holy Cross	12/31/90
10	Angela Daye vs. Duke	2/5/86
10	Angie Armstrong at Howard	11/26/82
5. 9	Danyel Parker vs. Florida Atlantic	12/30/92
9	Debbie Bertrand vs. Georgia Tech	1/10/87

Current players in red

ALL-TIME QUARTER RECORDS

TEAM

MOST POINTS SCORED

1. 39	3Q vs. NC Central	11/29/20
2. 37	3Q vs. Wake Forest	2/17/22
3. 36	1Q vs. Charlotte	11/7/23
4. 34	1Q vs. Florida State	2/5/26
34	3Q at Stanford	1/12/25
34	1Q vs. Western Carolina	12/16/15

FEWEST POINTS SCORED

1. 1	1Q vs. Louisville	12/31/17
2. 4	2Q at UNC	2/16/25
4	2Q vs. Notre Dame	3/3/23
4. 5	2Q vs. Charlotte	11/7/23
5	3Q vs. Duke	3/2/18

FEWEST POINTS ALLOWED

1. 1	2Q at Wake Forest	1/8/17
2. 2	2Q vs. Elon	11/15/23
3. 3	3Q vs. Georgia Tech	12/18/25
3	3Q at Old Dominion	11/20/17
3	1Q vs. Wofford	11/12/16

MOST POINTS ALLOWED

1. 36	1Q at Louisville	2/28/19
2. 35	4Q vs. Louisville	1/17/16
3. 34	4Q at Wake Forest	1/30/25
34	3Q vs. Notre Dame	2/18/19
5. 33	1Q at Wake Forest	1/15/26

LARGEST QUARTER MARGIN

1. 28 (36-8)	1Q vs. Charlotte	11/7/23
28 (32-4)	2Q vs. Coastal Carolina	12/6/20
3. 26 (32-6)	3Q vs. Coastal Carolina	12/6/20
26 (30-4)	3Q at Pittsburgh	1/23/20
26 (34-8)	1Q vs. Western Carolina	12/16/15

LARGEST QUARTER DEFICIT

1. 23 (6-29)	3Q vs. South Carolina	4/5/24
23 (13-36)	1Q at Louisville	2/28/19
3. 19 (10-29)	3Q at Notre Dame	2/4/16
4. 18 (8-26)	2Q vs. Duke	2/3/25
18 (5-23)	1Q at Duke	1/7/18
18 (13-31)	4Q at Syracuse	1/12/17

FIELD GOALS MADE

1. 14	3Q vs. Wake Forest	2/17/22
2. 13	2Q vs. Georgia Tech	12/18/25
13	1Q vs. Virginia Tech	1/26/25
13	3Q at Stanford	1/12/24
13	2Q at Pitt	2/11/24
13	1Q vs. Kentucky	11/23/23
13	3Q vs. NC Central	12/29/20
13	1Q vs. Wake Forest	12/17/20

FIELD GOAL ATTEMPTS

1. 26	3Q vs. Iowa	3/30/19
2. 25	4Q vs. Wake Forest	2/19/17
3. 24	5 times: most recently	
	4Q vs. Virginia	1/19/25

HIGHEST FG% (min. 10 attempts)

1. .917 (11-12)	4Q at Duke	2/13/22
2. .867 (13-15)	1Q vs. Wake Forest	12/17/20
.867 (13-15)	3Q vs. NC Central	11/29/20
4. .833 (10-12)	3Q at Clemson	12/30/21
5. .818 (9-11)	3Q vs. Kentucky	11/23/23
.818 (9-11)	3Q vs. Pitt	2/25/21

LOWEST FG% (min. 10 attempts)

1. .000 (0-15)	1Q vs. Louisville	12/31/17
2. .056 (1-18)	2Q vs. Charlotte	11/7/23
3. .091 (1-11)	3Q vs. South Carolina	4/5/24
3. .125 (2-16)	3Q vs. Duke	3/2/18
.125 (2-16)	2Q vs. NC Central	12/14/16
.125 (2-16)	2Q vs. Syracuse	2/14/16

LOWEST FG% ALLOWED (min. 10 attempts)

1. .000 (0-11)	2Q, Wake Forest	1/18/17
.000 (0-14)	1Q, Wofford	11/12/16
3. .056 (1-18)	1Q, Towson	11/15/21
.056 (1-18)	2Q, Coastal Carolina	12/6/20
5. .059 (1-17)	3Q, Georgia Tech	12/18/25

HIGHEST FG% ALLOWED (min. 10 attempts)

1. .800 (12-16)	3Q, Florida State	1/12/23
.800 (12-15)	3Q, Georgia Tech	2/16/20
3. .786 (11-14)	1Q, Boston College	3/7/20
4. .769 (10-13)	4 times: most recently	
	1Q, Georgia Tech	2/18/24

3-POINTERS MADE

1. 8	3Q vs. Wake Forest	2/17/22
2. 7	5 times: most recently	
	2Q vs. Virginia Tech	1/24/21

HIGHEST 3PT% (min. 5 attempts)

1. 1.000 (5-5)	4Q vs. Florida	11/14/21
1.000 (6-6)	1Q vs. Wake Forest	12/17/20
1.000 (7-7)	2Q at Virginia	3/1/20
1.000 (5-5)	1Q at Virginia	3/1/20
5. .889 (8-9)	3Q vs. Wake Forest	2/17/22

TOTAL REBOUNDS

1. 21	1Q vs. Liberty	12/10/23
2. 20	1Q vs. Southern Miss	11/28/25
20	1Q vs. Mount St. Mary's	11/13/22
4. 19	4Q vs. Syracuse	2/20/22
5. 18	12 times: most recently	
	2Q vs. Elon	11/15/23

REBOUND MARGIN

1. 16 (18-2)	4Q vs. Mount St. Mary's	11/13/22
2. 14 (18-4)	2Q vs. Elon	11/15/23
14 (19-5)	4Q vs. Syracuse	2/20/22
4. 13	5 times	
	Last: 1Q vs. Southern Miss	11/28/25

INDIVIDUAL

SCORING

1. 19	Aziaha James	1Q vs. Charlotte	11/7/23
2. 18	Dominique Wilson	4Q vs. Louisville	1/17/16
3. 16	Aziaha James	3Q vs. Stanford	3/29/24
16	Aziaha James	1Q vs. Louisville	2/5/24
5. 15	Aziaha James	4Q vs. Duke	2/3/25
15	Devyn Quigley	4Q vs. Coastal Carolina	11/21/24
15	Saniya Rivers	3Q vs. UConn	11/12/23
15	Dominique Wilson	4Q at North Carolina	1/29/17

REBOUNDING

1. 9	Tilda Trygger	4Q vs. Virginia	1/19/25
9	Elissa Cunane	3Q vs. North Carolina	1/26/20
3. 8	Khamil Pierre	1Q vs. North Carolina	2/2/26
8	Elissa Cunane	4Q at Boston College	12/13/20
8	Kayla Jones	4Q at South Carolina	12/3/20
8	Jada Boyd	3Q vs. Wake Forest	1/19/20
8	Elissa Cunane	1Q vs. North Texas	12/1/19
8	Chelsea Nelson	2Q vs. Duke	3/2/18

FIELD GOALS MADE

1. 6	Khamil Pierre	3Q at Miami	12/14/25
6	Aziaha James	4Q vs. Duke	2/3/25
6	Aziaha James	1Q vs. Davidson	12/11/24
6	Devyn Quigley	4Q vs. Coastal Carolina	11/21/24
6	Aziaha James	1Q vs. Louisville	2/5/24
6	River Baldwin	1Q vs. Florida State	1/4/24
6	Mimi Collins	1Q vs. Elon	11/15/23
6	Saniya Rivers	3Q vs. UConn	11/12/23

FIELD GOAL ATTEMPTS

1. 11	Aziaha James	3Q at North Carolina	2/16/25
11	Saniya Rivers	4Q vs. Davidson	12/11/24
11	Madison Hayes	3Q at Pitt	2/1/24
4. 10	Zoe Brooks	4Q vs. LSU	3/28/25
10	Dominique Wilson	3Q at Liberty	11/20/15

3-POINTERS MADE

1. 4	Zamareya Jones	2Q vs. Ole Miss	12/5/24
4	Aziaha James	4Q vs. Chattanooga	3/23/24
4	Aziaha James	1Q vs. Charlotte	11/7/23
4	Aislinn Konig	4Q vs. NC Central	12/14/16
5. 3	46 times		
	Last: Zamareya Jones at Wake Forest		1/16/26

Current players in red

25-26 BEST QUARTERS

Most points scored.....	34 - 1Q, vs. Florida State (2/5/26)
Fewest points allowed.....	3 - 3Q, Georgia Tech (12/18/25)
FG made	13 - 2Q vs. Georgia Tech (12/18/25)
FG% (min. 10 attempts)813 (13-16) - 2Q vs. Georgia Tech (12/18/25)
Fewest opponent FG made	1 - 3Q vs. Georgia Tech (12/18/25)
Lowest opponent FG% (min. 10 attempts) ..	.059 (1-17), 3Q, vs. Georgia Tech (12/18/25)
3FG made	5 - 3Q at Wake Forest (1/15/26)
3FG% (min. 5 attempts)667 (4-6) - 1Q, vs. Florida State (2/5/26)
FT made	11 - 2Q at Wake Forest (1/15/26)
FT% (min. 5 attempts)	1.000 (3x) (5-5) - Last: 4Q at Virginia Tech (2/8/26)
Most rebounds	20 - 1Q vs. Southern Miss (11/28/25)
Largest rebound margin.....	+13 - 1Q vs. Southern Miss (11/28/25)
Most assists	10 - 3Q at Wake Forest (1/15/26)
Fewest turnovers	0 (6x) - Last: 3Q at Wake Forest (1/15/26)
Most steals	5 (3x) - Last: 4Q vs. North Carolina (2/2/26)
Most blocks	3 (5x) - Last: 3Q vs. California (1/4/26)
Fewest personal fouls	0 (3x) - Last: 1Q, vs. Florida State (2/5/26)

25-26 LOW QUARTERS

Fewest points scored	8 (2x) - Last: 3Q vs. North Carolina (2/2/26)
Most points allowed	33 - 1Q at Wake Forest (1/15/26)
Fewest FG made	3 (6x) - Last: 3Q vs. North Carolina (2/2/26)
Lowest FG% (min. 10 attempts)167 (3-18) - 1Q vs. Maine (11/11/25)
Most opponent FG made	12 - 1Q at Wake Forest (1/15/26)
Highest opponent FG% (min. 10 attempts) ..	.800 (12-15) - 1Q at Wake Forest (1/15/26)
Fewest 3FG made	0 (14x) - Last: 3Q vs. North Carolina (2/2/26)
Lowest 3FG% (min. 5 attempts)	0.000 (0-7) - 3Q vs. North Carolina (2/2/26)
Fewest FT made	0 (20x) - Last: 1Q, at Virginia Tech (2/8/26)
Lowest FT% (min. 5 attempts)400 (2-5) - 3Q vs. Tennessee (11/4/25)
Fewest rebounds	6 (7x) - Last: 4Q at Virginia (1/24/26)
Worst rebound margin	-7 - 3Q at Virginia Tech (2/8/26)
Fewest assists	1 (6x) - Last: 4Q at Virginia Tech (2/8/26)
Most turnovers	8 - 4Q vs. USC (11/9/25)
Fewest steals	0 (13x) - Last: 1Q vs. North Carolina (2/2/26)
Fewest blocks	0 (37x) - Last: 1Q, at Virginia Tech (2/8/26)
Most personal fouls	7 (3x) - Last: 4Q at Clemson (1/8/26)



WES MOORE

13TH YEAR AT NC STATE // 37TH YEAR AS HEAD COACH
Overall: 876-271 (.764) • NC State: 318-102 (.757) • ACC: 153-59 (.722)

CAREER QUICK FACTS

Completed seasons: 36	Completed winning seasons: 35	Postseason appearances: 30
20+ win seasons: 31	25+ win seasons: 16	Coach of the Year honors: 15

NC STATE CAREER HIGHLIGHTS

- Hired by NC State in April 2013 as the fourth head coach in program history
- Named 2021 WBCA National Coach of the Year, 2019 Associated Press National Coach of the Year runner-up, multi-time finalist for the Naismith Women's Coach of the Year (2019, 2021, 2022)
- Earned his first Final Four berth of career in year 35 as head coach with 2023-24 squad, which was the program's second-ever Final Four berth, and guided the Pack to the Elite Eight in two of last four years (2021-22, 2023-24) after just one other berth in program history (1998)
- In 2024-25, coming off fourth ACC Coach of the Year honors, an ACC Co-Regular Season Championship and the sixth NCAA Sweet 16 berth in the past seven seasons
- The 2021-22 team secured the first ACC regular season title in 32 years with a 17-1 league mark, which set a single-season program record for ACC wins and was the first NC State team since 1984-85 to sweep regular season and tournament crowns
- Guided the Pack to the 2020 ACC Tournament title, the program's first conference tournament championship win since 1991, and to repeats in 2021 and 2022 for the team's first back-to-back tournament crowns
- Coached his 2020-21 NC State squad to two victories over top-ranked opponents (No. 1 South Carolina on Dec. 3 and No. 1 Louisville on Feb. 11), making his team just the third in the last 20 years to defeat two AP No. 1s in one season. Also led the Pack to a win over No. 1 Notre Dame in 2025, having three of NC State's five wins over a No. 1 opponent in school history
- Saw program-best four-straight NCAA Sweet 16 berths (2018, 19, 21, 22) with the team's trip in 2018 being the first since 2007
- His teams have finished in the AP Top 10 in six of the past seven seasons
- The 2024-25 Wolfpack team went 18-0 on Kay Yow Court, marking the third perfect home season in school history, second under Coach Moore
- Authored wins over 10 top five teams at NC State: #2 ND (2016-17), #1 SC/#1 Louisville/#5 Louisville (2020-21), #2 Maryland/#3 Louisville (2021-22), #2 UConn/#3 Colorado/#5 Stanford/#4 Texas (2023-24)/#1/1 Notre Dame
- Moore's 2018-19 squad achieved the longest winning streak and best start to a season in program history (21-0), making the Pack the last remaining men's or women's NCAA DI team without a loss that year
- Earned 800th victory of his head coaching career on March 2, 2023, becoming the fifth active and 15th ever NCAA DI WBB coach to do so at the time. Also accomplished 300 wins at NC State in 2024-25
- Reached 200 wins at NC State on Dec. 12, 2021, becoming the fifth-fastest head coach ever to reach that milestone at an ACC program
- Hit 100 ACC wins on Feb. 3, 2022, becoming the fourth-fastest head coach to reach that milestone and 11th ACC coach of all time
- Served as women's basketball assistant coach at NC State from 1993-1995 under legendary head coach Kay Yow and during that time, the Wolfpack went 34-24 and reached the NCAA Tournament Sweet 16
- All of Moore's seasons in Raleigh have been winning seasons and 11 have included 20+ victories

THE MOORE FILE

NC STATE
Head Coach
(2013 - pres.)

Record: 318-102 (153-59 ACC)

CHATTANOOGA

Head Coach
(1998-2013)
Record: 358-113

FRANCIS MARION

Head Coach
(1995-1998)
RECORD: 69-20

NC STATE

Assistant Coach
(1993-1995)
RECORD: 34-24

MARYVILLE COLLEGE

Head Coach
(1987-1993)
RECORD: 131-36

CONFERENCE COACH OF THE YEAR (14 HONORS)

Maryville College: 1990, 1992, 1993
Francis Marion: 1997
Chattanooga: 2000, 2004, 2005, 2006, 2008, 2013
NC State: 2014 (ESPNW), 2017 (ACC),
2021 (ACC Coaches), 2022

PERSONAL

Hometown: Dallas, Texas
Education: Johnson University ('84, B.S. in Religion),
Tennessee ('86, B.S. and M.S. in Physical Education)

MOORE AS HEAD COACH

YEAR	SCHOOL	RECORD	CONF.	CONF. FINISH (*TOURN. CHAMP)	POSTSEASON
1987-88	Maryville College	15-12			
1988-89	Maryville College	23-6			NCAA
1989-90	Maryville College	23-5			NCAA
1990-91	Maryville College	23-6			NCAA
1991-92	Maryville College	24-4			NCAA
1992-93	Maryville College	23-3			NCAA
1995-96	Francis Marion	18-9			
1996-97	Francis Marion	21-8			NCAA
1997-98	Francis Marion	30-3			NCAA
1998-99	Chattanooga	10-17	8-10	T-7th	
1999-00	Chattanooga	26-5	17-1	1st	WNIT Second Round
2000-01	Chattanooga	24-7	15-3	T-1st *	NCAA
2001-02	Chattanooga	23-8	14-4	T-1st *	NCAA
2002-03	Chattanooga	26-5	16-2	1st *	NCAA
2003-04	Chattanooga	29-3	20-0	1st *	NCAA Second Round
2004-05	Chattanooga	25-5	19-1	1st	WNIT Second Round
2005-06	Chattanooga	27-4	18-0	1st *	NCAA
2006-07	Chattanooga	25-8	15-3	T-1st *	NCAA
2007-08	Chattanooga	29-4	18-0	1st *	NCAA
2008-09	Chattanooga	22-10	17-3	1st	WNIT
2009-10	Chattanooga	24-9	16-4	1st *	NCAA
2010-11	Chattanooga	17-14	13-7	3rd	
2011-12	Chattanooga	22-10	16-4	3rd	WNIT
2012-13	Chattanooga	29-4	19-1	1st *	NCAA
2013-14	NC State	25-8	11-5	4th	NCAA
2014-15	NC State	18-15	7-9	T9th	WNIT Third Round
2015-16	NC State	20-11	10-6	T5th	
2016-17	NC State	23-9	12-4	T4th	NCAA Second Round
2017-18	NC State	26-9	11-5	T4th	NCAA Sweet 16
2018-19	NC State	28-6	12-4	T3rd	NCAA Sweet 16
2019-20	NC State	28-4	14-4	2nd *	Canceled
2020-21	NC State	22-3	12-2	2nd *	NCAA Sweet 16
2021-22	NC State	32-4	17-1	1st *	NCAA Elite Eight
2022-23	NC State	20-12	9-9	T8th	NCAA
2023-24	NC State	31-7	13-5	2nd	NCAA Final Four
2024-25	NC State	28-7	16-2	T1st	NCAA Sweet 16
2025-26	NC State	17-7	10-3		
TOTALS		876-271	153-59		25 NCAA, 5 WNIT



0 Devyn Quigley | So. | 5-11 | G | Manchester, N.J. (Manchester Township)

CAREER STATS

POINTS	
Conference.....	11 - vs. Boston College (1/5/25)
NCAAT.....	4 - vs. Vermont (3/22/25)
Season.....	5 - vs. Maine (11/11/25)
Career.....	10 - at Miami (12/14/25)
	20 - vs. Coastal (11/21/24)
REBOUNDS	
Conference.....	6 - vs. Boston College (1/5/25)
NCAAT.....	3 - vs. Vermont (3/22/25)
Season.....	5 - vs. Maine (11/11/25)
Career.....	6 - vs. Boston College (1/5/25)
FG MADE	
Conference.....	5 - vs. Boston College (1/5/25)
NCAAT.....	1 (2x) - Last: vs. Michigan State (3/24/25)
Season.....	4 (2x) - Last: at Miami (12/14/25)
Career.....	8 - vs. Coastal (11/21/24)
FG ATTEMPTED	
Conference.....	9 - vs. Boston College (1/5/25)
NCAAT.....	3 (2x) - Last: vs. Michigan State (3/24/25)
Season.....	8 - vs. Maine (11/11/25)
Career.....	13 - vs. Coastal (11/21/24)
3FG MADE	
Conference.....	2 - at Miami (12/14/25)
NCAAT.....	1 - vs. Michigan State (3/24/25)
Season.....	2 (2x) - Last: at Miami (12/14/25)
Career.....	4 - vs. Coastal (11/21/24)
3FG ATTEMPTED	
Conference.....	4 - at Miami (12/14/25)
NCAAT.....	2 - vs. Michigan State (3/24/25)
Season.....	4 (2x) - Last: at Davidson (12/21/25)
Career.....	7 - vs. Coastal (11/21/24)
FT MADE	
Conference.....	2 (2x) - Last: vs. SMU (1/11/26)
NCAAT.....	2 - vs. Vermont (3/22/25)
Season.....	2 (4x) - vs. SMU (1/11/26)
Career.....	2 (5x) - Last: vs. SMU (1/11/26)
FT ATTEMPTED	
Conference.....	2 (5x) - Last: vs. SMU (1/11/26)
NCAAT.....	2 - vs. Vermont (3/22/25)
Season.....	2 (4x) - vs. SMU (1/11/26)
Career.....	2 (8x) - Last: vs. SMU (1/11/26)
ASSISTS	
Conference.....	3 - vs. Georgia Tech (12/18/25)
NCAAT.....	
Season.....	3 - vs. Georgia Tech (12/18/25)
Career.....	4 - vs. Coastal (11/21/24)
STEALS	
Conference.....	2 - vs. Florida State (2/5/26)
NCAAT.....	
Season.....	2 (2x) - Last: vs. Florida State (2/5/26)
Career.....	2 (2x) - Last: vs. Florida State (2/5/26)
BLOCKS	
Conference.....	
NCAAT.....	
Season.....	1 - vs. Maine (11/11/25)
Career.....	1 - vs. Maine (11/11/25)
MINUTES	
Conference.....	27 - at Clemson (1/8/26)
NCAAT.....	17 - vs. Vermont (3/22/25)
Season.....	27 - at Clemson (1/8/26)
Career.....	27 - at Clemson (1/8/26)

NOTABLE STATS

STAT	24-25	25-26	CAREER
Double Figure Pts.	2	1	3
Double Figure Rebs.	-	-	-
Double-Doubles	-	-	-
5+ Assists	-	-	-
3+ Blocks	-	-	-
3+ Steals	-	-	-
Led Team in Pts.	-	-	-
Led Team in Rebs.	-	-	-
Led Team in Ass.	-	-	-
20+ Points	1	-	1
30+ Points	-	-	-

SEASON STATS

GP/GS	PPG	RPG	FG%	3FG%	FT%	APG	BPG	SPG	MPG
21/6	3.6	2.3	.378	.220	.500	1.0	0.0	0.5	16.7

GAME NOTES

- Tallied three points, three rebounds and one assist in 18 minutes off the bench at Virginia Tech
- Logged season-high 10 points with four rebounds and two assists at Miami, one of her six starts this year
- Scored 10+ points three times, including a career-high 20 points off 8-of-13 shooting from the field and 4-of-7 from beyond the arc with six rebounds and four assists vs. Coastal Carolina as a freshman
- Earned second 10+ point game of her career with 11 points, six rebounds and one steal vs. Boston College
- Became the first Pack freshman since Elissa Cunane (2019) to log 20 points in a game
- Ranked No. 47 at time of signing in 2024 HoopGurlz Recruiting Rankings - ESPN 100 as a four-star recruit
- Tallied 32.7 points, 10.4 rebounds, 2.6 assists and 3.9 steals per game as a senior at Manchester Township
- Finished her high school career with 2,627 points, which broke the Shore Conference girls' basketball record

FASTBREAK

- Got a cat named Blu in the offseason that she loves and calls her son and is Zam Jones' dog's friend
- Hoping to improve ball handling and play more consistent minutes this year
- Played against Zoe Brooks in AAU in New Jersey a few times
- Loves going to the beach and her dream job is to model or work corporate for a makeup company
- Wore #0 in high school and played soccer and volleyball

2025-26 STATS

Opponent	Date	GS	MIN	Total		3-Pointers		Free throws		Rebounds		PF	A	TO	BLK	STL	PTS	AVG			
				FG-FGA	PCT	3FG-3FGA	PCT	FT-FTA	PCT	OFF	DEF								TOT	AVG	
vs Tennessee	11/04/2025		10:04	0-2	.000	0-2	.000	0-0	.000	0	1	1	1.0	1	1	0	0	0.0			
vs Southern California	11/09/2025		25:28	4-7	.571	1-3	.333	0-0	.000	0	4	4	2.5	2	2	1	0	9.45			
Maine	11/11/2025		16:56	2-8	.250	0-3	.000	0-0	.000	1	4	5	3.3	2	0	2	1	4.43			
TCU	11/16/2025		13:51	2-2	1.000	0-0	.000	0-0	.000	2	2	4	3.5	0	1	0	0	4.43			
Coastal Carolina	11/19/2025		18:38	1-3	.333	1-1	1.000	0-2	.000	1	3	4	3.6	0	0	1	1	3.40			
Rhode Island	11/23/2025	*	19:29	0-2	.000	0-2	.000	0-0	.000	0	0	0	3.0	1	0	2	0	3.33			
vs Green Bay	11/27/2025		20:39	3-5	.600	2-2	1.000	0-0	.000	1	2	3	3.0	4	1	2	0	8.40			
vs Southern Miss.	11/28/2025		16:51	0-4	.000	0-2	.000	0-0	.000	0	1	1	2.8	3	2	1	0	2.35			
at Oklahoma	12/03/2025		16:18	2-4	.500	1-3	.333	0-0	.000	1	0	1	2.6	0	0	0	0	5.37			
Seton Hall	12/07/2025	*	15:42	2-5	.400	0-1	.000	1-2	.500	2	0	2	2.5	0	0	2	0	1.58			
at Miami (FL)	12/14/2025	*	25:11	4-6	.667	2-4	.500	0-0	.000	1	3	4	2.6	1	2	0	0	10.44			
Georgia Tech	12/18/2025	*	16:54	2-6	.333	0-3	.000	1-2	.500	0	4	4	2.8	0	3	2	0	5.44			
at Davidson	12/21/2025		16:38	1-5	.200	0-4	.000	0-0	.000	0	1	1	2.6	0	1	0	0	1.24			
Stanford	01/01/2026		06:57	1-1	1.000	1-1	1.000	0-0	.000	0	0	0	2.4	0	0	1	0	3.41			
at Clemson	01/08/2026	*	27:19	2-6	.333	0-3	.000	0-0	.000	0	1	1	2.3	0	2	0	0	4.41			
SMU	01/11/2026	*	19:27	1-4	.250	0-2	.000	2-2	1.000	1	2	3	2.4	1	1	0	0	1.41			
at Wake Forest	01/15/2026		09:50	0-0	.000	0-0	.000	0-0	.000	0	0	0	2.2	0	0	0	0	0.39			
at Virginia	01/24/2026		07:22	0-0	.000	0-0	.000	0-0	.000	0	2	2	2.2	0	2	0	0	0.37			
at Boston College	01/29/2026		13:11	2-5	.400	0-2	.000	0-0	.000	1	3	4	2.3	2	0	0	0	4.37			
Florida St.	02/05/2026		15:31	1-5	.200	0-2	.000	0-0	.000	0	1	1	2.3	1	1	1	0	2.36			
at Virginia Tech	02/08/2026		18:07	1-2	.500	1-1	1.000	0-0	.000	1	2	3	2.3	1	1	0	0	3.36			
Totals			6	350:25	31-82	.378	9-41	.220	4-8	.500	12	36	48	2.3	19	20	15	1	10	75	3.6

Player Averages

Games Played	Minutes/ game	Points/ game	FG Pct	3FG Pct	FT Pct	Rebounds/ game	Assists/ game	Turnovers/ game	Assist/Turnover ratio	Steals/ game	Blocks/ game
21	16.7	3.6	37.8	22.0	50.0	2.3	1.0	0.7	1.3	0.5	0.0

CAREER STATS

SEASON	TEAM	GP-GS	MIN/AVG	FG-FGA	FG%	3FG-3FGA	3FG%	FT-FTA	FT%	OFF	DEF	TOT	AVG	PF-FO	A	TO	BLK	STL	PTS	AVG
2024-25	NCSU	33-0	276/8.3	31-77	.403	11-30	.367	11-15	.733	23	19	42	1.3	14-0	19	12	0	6	84	2.5
2025-26	NCSU	21-6	350/16.7	31-82	.378	9-41	.220	4-8	.500	12	36	48	2.3	19-0	20	15	1	10	75	3.6
TOTAL		54-6	626/11.6	62-159	.390	20-71	.282	15-23	.652	35	55	90	1.7	33-0	39	27	1	16	159	2.9



2

Qadence Samuels | Jr. | 6-0 | G | Forestville, Md. (Bishop McNamara/UConn)

CAREER STATS

POINTS	
ACC	16 - vs. SMU (1/11/26)
NCAAT	3 (2x) - Last: vs. USC (4/1/24) #
Season	16 - vs. SMU (1/11/26)
Career	18 - at TMU (12/20/23) #
REBOUNDS	
ACC	8 (2x) - Last: vs. North Carolina (2/2/26)
NCAAT	2 - vs. USC (4/1/24) #
Season	8 (2x) - Last: vs. North Carolina (2/2/26)
Career	9 - TMU (12/20/23) #
FG MADE	
ACC	7 - vs. SMU (1/11/26)
NCAAT	1 (2x) - Last: vs. USC (4/1/24) #
Season	7 - vs. SMU (1/11/26)
Career	7 (2x) - Last: vs. SMU (1/11/26)
FG ATTEMPTED	
ACC	11 - vs. California (1/4/26)
NCAAT	3 - vs. USC (4/1/24) #
Season	11 (2x) - Last: vs. California (1/4/26)
Career	12 - at Xavier (2/14/24) #
3FG MADE	
ACC	2 (3x) - Last: vs. North Carolina (2/2/26)
NCAAT	1 (2x) - Last: vs. USC (4/1/24) #
Season	3 - vs. Southern Miss (11/28/25)
Career	4 - at NC State (11/12/23) #
3FG ATTEMPTED	
ACC	7 (2x) - Last: at Wake Forest (1/15/26)
NCAAT	3 - vs. USC (4/1/24) #
Season	7 (3x) - Last: at Wake Forest (1/15/26)
Career	8 - at NC State (11/12/23) #
FT MADE	
ACC	3 - vs. Stanford (1/1/26)
NCAAT	-
Season	3 - vs. Stanford (1/1/26)
Career	3 - vs. Stanford (1/1/26)
FT ATTEMPTED	
ACC	5 - vs. Stanford (1/1/26)
NCAAT	-
Season	5 - vs. Stanford (1/1/26)
Career	5 - vs. Stanford (1/1/26)
ASSISTS	
ACC	5 - at Wake Forest (1/15/26)
NCAAT	1 - vs. USC (4/1/24) #
Season	5 - at Wake Forest (1/15/26)
Career	5 - at Wake Forest (1/15/26)
STEALS	
ACC	3 - vs. California (1/4/26)
NCAAT	1 - vs. USC (4/1/24) #
Season	3 - vs. California (1/4/26)
Career	3 - vs. California (1/4/26)
BLOCKS	
ACC	1 - vs. Georgia Tech (12/18/25)
NCAAT	-
Season	1 (6x) - Last: vs. Georgia Tech (12/18/25)
Career	1 (17x) - Last: vs. Georgia Tech (12/18/25)
MINUTES	
ACC	40 - vs. California (1/4/26)
NCAAT	14 - vs. USC (4/1/24) #
Season	40 - vs. California (1/4/26)
Career	40 - vs. California (1/4/26)
# - at UConn (2023-25)	

NOTABLE STATS

STAT	23-24	24-25	25-26	Career
Double Figure Pts.	5	-	5	10
Double Figure Rebs	-	-	-	-
Double-Doubles	-	-	-	-
5+ Assists	-	-	1	1
3+ Blocks	-	-	-	-
3+ Steals	-	-	1	1
Led Team in Pts.	-	-	1	1
Led Team in Rebs.	1	1	1	2
Led Team in Asts.	-	-	1	1
20+ Points	-	-	-	-
30+ Points	-	-	-	-

CAREER STATS

SEASON	TEAM	GP-GS	MIN/AVG	Field Goals		3-Point		F-Throws		Rebounds			PF-FO			Scoring				
				FG-FGA	FG%	3FG-3FGA	3FG%	FT-FTA	FT%	OFF	DEF	TOT	AVG	PF	FO	A	TO	BLK	STL	PTS
2023-24	UConn	36-0	443/12.3	68-169	.402	35-99	.354	9-17	.529	23	70	93	2.6	42-0	17	23	10	16	180	5.0
2024-25	UConn	33-0	183/5.5	16-49	.327	6-25	.240	5-7	.714	7	21	28	0.8	18-1	2	17	4	6	43	1.3
2025-26	NCSU	24-20	611/25.4	53-150	.353	22-86	.256	20-25	.800	30	85	115	4.8	33-0	35	22	6	14	148	6.2
TOTAL FOR NCSU		24-20	611/25.4	53-150	.353	22-86	.256	20-25	.800	30	85	115	4.8	33-0	35	22	6	14	148	6.2
TOTAL		93-20	1236/13.3	137-368	.372	63-210	.300	34-49	.694	60	176	236	2.5	93-1	54	62	20	36	371	4.0

SEASON STATS

GP/GS	PPG	RPG	FG%	3FG%	FT%	APG	BPG	SPG	MPG
24/20	6.2	4.8	.353	.256	.800	1.5	0.3	0.6	25.4

GAME NOTES

- Coming off two points and three rebounds in 10 minutes at Virginia Tech
- Logged a season-high 16 points on 7-of-10 shooting with five rebounds and two assists vs. SMU
- Tallied five double digit scoring games and 12 games with 5+ rebounds
- Has started in 20 games with the Tennessee game being her first career start
- Named a 2025 NCAA Champion with the Huskies
- Played significant minutes for the Huskies as a freshman, tallying 5.0 points and 2.6 rebounds per game
- Logged 14 points off 4-of-8 from 3-point land at NC State
- Named BIG EAST Freshman of the Week following her first week of collegiate basketball in 2023
- No. 41-ranked recruit by ESPN in the Class of 2023, and a four-star recruit

FASTBREAK

- Second oldest of seven children and comes from a huge basketball family
- Known for doing the dirty work, diving for balls in practice
- Has known Coach Moore since seventh grade, loves NC State environment and ACC is good fit for her
- Has one blue eyebrow to honor her grandmother who passed away - blue was her favorite color
- Off the court, likes to model, sing and paint

2025-26 STATS

Opponent	Date	GS	MIN	Total		3-Pointers		Free throws		Rebounds			PF	A	TO	BLK	STL	PTS	AVG		
				FG-FGA	PCT	3FG-3FGA	PCT	FT-FTA	PCT	OFF	DEF	TOT									
vs Tennessee	11/04/2025	*	29:56	1-8	.125	1-4	.250	1-2	.500	1	2	3	3.0	2	2	0	1	0	4	4.0	
vs Southern California	11/09/2025	*	28:46	4-8	.500	1-4	.250	0-0	.000	0	3	3	3.0	3	0	2	1	0	9	6.5	
Maine	11/11/2025	*	21:42	0-4	.000	0-3	.000	0-0	.000	1	2	3	3.0	0	2	1	0	0	4	4.0	
TCU	11/16/2025	*	27:22	2-6	.333	1-3	.333	2-2	1.000	3	2	5	3.5	1	0	1	1	1	7	5.0	
Coastal Carolina	11/19/2025	*	19:29	3-11	.273	1-7	.143	1-1	1.000	2	5	7	4.2	0	0	1	1	0	8	5.6	
Rhode Island	11/23/2025	*	23:22	1-4	.250	1-2	.500	2-2	1.000	0	4	4	2	0	2	0	0	0	5	5.5	
vs Green Bay	11/27/2025	*	20:43	2-7	.286	1-3	.333	2-2	1.000	2	1	3	4.0	4	0	0	1	0	7	5.7	
vs Southern Miss.	11/28/2025	*	15:52	4-6	.667	3-4	.750	0-0	.000	0	5	5	4.1	0	1	1	0	1	11	6.4	
at Oklahoma	12/03/2025	*	28:42	0-5	.000	0-4	.000	0-0	.000	0	3	3	4.0	3	1	0	0	2	0	5.7	
Seton Hall	12/07/2025	*	22:56	1-3	.333	1-3	.333	2-2	1.000	1	3	4	4.0	1	1	1	0	0	5	5.6	
at Miami (FL)	12/14/2025	*	15:02	2-6	.333	1-2	.500	0-0	.000	3	1	4	4.0	1	2	1	0	0	5	5.5	
Georgia Tech	12/18/2025	*	21:58	3-6	.500	2-4	.500	2-2	1.000	1	5	6	4.2	1	2	0	1	2	10	5.9	
at Davidson	12/21/2025	*	31:38	0-4	.000	0-3	.000	0-0	.000	0	5	5	4.2	3	2	0	0	1	0	5.5	
Stanford	01/01/2026	*	27:19	1-2	.500	0-0	.000	3-5	.600	2	5	7	4.4	2	0	2	0	1	5	5.4	
California	01/04/2026	*	40:00	5-11	.455	1-7	.143	2-3	.667	2	4	6	4.5	1	2	0	0	3	13	5.9	
at Clemson	01/08/2026	*	31:47	2-10	.200	0-5	.000	0-0	.000	0	4	4	4.5	0	1	2	0	0	4	5.8	
SMU	01/11/2026	*	24:04	7-10	.700	2-4	.500	0-0	.000	3	2	5	4.5	0	2	2	0	0	16	6.4	
at Wake Forest	01/15/2026	*	26:56	3-9	.333	1-7	.143	1-2	.500	2	4	6	4.6	2	5	0	0	0	8	6.5	
Louisville	01/18/2026	*	35:17	2-4	.500	1-1	1.000	2-2	1.000	1	7	8	4.8	2	0	1	0	0	7	6.5	
at Virginia	01/24/2026	*	33:28	1-4	.250	0-3	.000	0-0	.000	1	4	5	4.8	2	3	0	0	1	2	6.3	
at Boston College	01/29/2026	*	25:05	3-5	.600	1-3	.333	0-0	.000	0	4	4	4.8	1	3	0	0	1	7	6.3	
North Carolina	02/02/2026	*	28:10	4-8	.500	2-4	.500	0-0	.000	3	5	8	4.9	1	1	0	0	1	10	6.5	
Florida St.	02/05/2026	*	21:13	1-6	.167	1-4	.250	0-0	.000	1	3	4	4.9	0	3	2	0	0	3	6.3	
at Virginia Tech	02/08/2026	*	09:56	1-3	.333	0-2	.000	0-0	.000	1	2	3	4.8	1	0	1	0	0	2	6.2	
Totals			20	610:43	53-150	.353	22-86	.256	20-25	.800	30	85	115	4.8	33	35	22	6	14	148	6.2

Player Averages

Games Played	Minutes/game	Points/game	FG Pct	3FG Pct	FT Pct	Rebounds/game	Assists/game	Turnovers/game	Assist/Turnover ratio	Steals/game	Blocks/game
24	25.4	6.2	35.3	25.6	80.0	4.8	1.5	0.9	1.6	0.6	0.3



3 Zamareya Jones | So. | 5-7 | G | Greenville, N.C. (North Pitt)

CAREER STATS

POINTS		
Conference.....	25 - vs. Florida State (2/5/26)	
NCAAT.....	13 - vs. LSU (3/28/25)	
Season.....	26 - at Oklahoma (12/3/25)	
Career.....	26 - at Oklahoma (12/3/25)	
REBOUNDS		
Conference.....	6 - vs. Florida State (2/5/26)	
NCAAT.....	1 - vs. LSU (3/28/25)	
Season.....	8 - at Oklahoma (12/3/25)	
Career.....	8 - at Oklahoma (12/3/25)	
FG MADE		
Conference.....	8 - vs. Florida State (2/5/26)	
NCAAT.....	5 - vs. Michigan State (3/24/25)	
Season.....	9 - at Oklahoma (12/3/25)	
Career.....	9 - at Oklahoma (12/3/25)	
FG ATTEMPTED		
Conference.....	16 (2x) - Last: at Virginia (1/24/26)	
NCAAT.....	9 (2x) - Last: vs. LSU (3/28/25)	
Season.....	24 - at Oklahoma (12/3/25)	
Career.....	24 - at Oklahoma (12/3/25)	
3FG MADE		
Conference.....	6 - at Wake Forest (1/15/26)	
NCAAT.....	3 - vs. LSU (3/28/25)	
Season.....	6 - at Wake Forest (1/15/26)	
Career.....	6 - at Wake Forest (1/15/26)	
3FG ATTEMPTED		
Conference.....	10 - at Wake Forest (1/15/26)	
NCAAT.....	5 - vs. LSU (3/28/25)	
Season.....	10 (2x) - Last: at Wake Forest (1/15/26)	
Career.....	10 (2x) - Last: at Wake Forest (1/15/26)	
FT MADE		
Conference.....	4 - vs. Florida State (2/5/26)	
NCAAT.....	6 - at Oklahoma (12/3/25)	
Season.....	6 - at Oklahoma (12/3/25)	
Career.....	6 - at Oklahoma (12/3/25)	
FT ATTEMPTED		
Conference.....	6 - at Wake Forest (1/30/25)	
NCAAT.....	1 - vs. LSU (3/28/25)	
Season.....	8 - at Oklahoma (12/3/25)	
Career.....	8 - at Oklahoma (12/3/25)	
ASSISTS		
Conference.....	7 (2x) - Last: vs. California (1/4/26)	
NCAAT.....	1 - vs. Michigan State (3/24/25)	
Season.....	8 (2x) - Last: vs. Southern Miss (11/28/25)	
Career.....	8 (2x) - Last: vs. Southern Miss (11/28/25)	
STEALS		
Conference.....	3 - vs. Florida State (2/5/26)	
NCAAT.....	1 (2x) - Last: vs. LSU (3/28/25)	
Season.....	4 - vs. Coastal (11/19/25)	
Career.....	4 - vs. Coastal (11/19/25)	
BLOCKS		
Conference.....	1 (11x) - Last: at Virginia Tech (2/8/26)	
NCAAT.....	2 - vs. Maine (11/11/25)	
Season.....	3 - vs. Old Dominion (12/8/24)	
Career.....	3 - vs. Old Dominion (12/8/24)	
MINUTES		
Conference.....	40 - vs. North Carolina (2/2/26)	
NCAAT.....	18 - vs. LSU (3/28/25)	
Season.....	41 - at Oklahoma (12/3/25)	
Career.....	41 - at Oklahoma (12/3/25)	

NOTABLE STATS

STAT	24-25	25-26	CAREER
Double Figure Pts.	10	20	30
Double Figure Rebs.	-	-	-
Double-Doubles	-	-	-
5+ Assists	2	9	11
3+ Blocks	1	-	1
3+ Steals	-	3	3
Led Team in Pts.	3	6	9
Led Team in Rebs.	-	-	-
Led Team in Assts.	5	10	15
20+ Points	-	4	4
30+ Points	-	-	-

CAREER STATS

SEASON	TEAM	GP-GS	MIN/AVG	FG-FGA	FG%	3FG-3FGA	3FG%	FT-FTA	FT%	OFF	DEF	TOT	AVG	PF-FO	A	TO	BLK	STL	PTS	AVG
2024-25	NCSU	30-2	503/16.8	78-197	.396	35-100	.350	23-38	.605	5	39	44	1.5	33-0	44	44	10	12	214	7.1
2025-26	NCSU	23-22	726/31.6	127-297	.428	58-145	.400	33-42	.786	5	76	81	3.5	46-0	83	42	8	29	345	15.0
TOTAL		53-24	1229/23.2	205-494	.415	93-245	.380	56-80	.700	10	115	125	2.4	79-0	127	86	18	41	559	10.5

SEASON STATS

GP/GS	PPG	RPG	FG%	3FG%	FT%	APG	BPG	SPG	MPG
23/22	15.0	3.5	.428	.400	.786	3.6	0.3	1.3	31.6

GAME NOTES

- Coming off 16 points w/ four 3-pointers w/ four assists at Virginia Tech
- Recorded ACC-high 25 points and six rebounds with two assists and three steals vs. Florida State
- Logged career-high 26 points with eight rebounds and two steals at No. 9/9 Oklahoma
- Registered nine straight games with 2+ 3-pointers w/ 19 2+ 3-pointer games & team-high 58 triples
- Came up big vs. No. 8/9 Tennessee with 18 points and scored or assisted on final 11, with five assists
- No. 4 in 3FG% (.400) & 3FG/gm (2.5), No. 7 A/TO ratio (1.98), No. 10 in scoring & No. 17 in assists in ACC
- Tabbed to Ann Meyers-Drysdale Shooting Guard of the Year Preseason Watchlist
- Played in 30 games, while starting in two to average a bench's most 16.8 minutes per game as a freshman
- Her 35 3-pointers marked the seventh most made by a freshman & 3-point percentage was the eighth best (.350)
- Ranked No. 17 at time of her signing in the 2024 HoopGurlz Recruiting Rankings - ESPNW 100, five-star recruit

FASTBREAK

- Goals by Zam on all references
- Enjoys playing Lego's and has a collection of them in her room at home, as well as a motorcycle of Lego's
- Dedicates her playing to her god-brother, Dontavious who passed away in 2021 with cancer (writes LL Tay3 on her shoes and points up to the sky before every game)
- Goals of winning an ACC Championship and going to the Final Four
- With no seniors on the team, she knows she has to be more vocal and encouraging to the freshmen

2025-26 STATS

Opponent	Date	GS	MIN	Total		3-Pointers		Free throws		Rebounds		PF	A	TO	BLK	STL	PTS	AVG			
				FG-FGA	PCT	3FG-3FGA	PCT	FT-FTA	PCT	OFF	DEF								TOT	AVG	
vs Tennessee	11/04/2025	*	34:09	6-14	.429	2-4	.500	4-4	1.000	0	3	3	3.0	3	5	1	0	1	18	18.0	
vs Southern California	11/09/2025	*	19:45	3-9	.333	2-5	.400	0-2	.000	0	1	1	2.0	4	0	2	0	0	8	13.0	
Maine	11/11/2025	*	31:10	4-10	.400	1-5	.200	1-2	.500	0	7	7	3.7	2	5	3	2	1	10	12.0	
TCU	11/16/2025	*	22:16	0-9	.000	0-3	.000	0-0	.000	0	1	1	3.0	1	0	0	0	0	0	9.0	
Coastal Carolina	11/19/2025	*	30:53	5-11	.455	1-4	.250	2-2	1.000	0	6	6	3.6	2	8	3	0	4	13	9.8	
Rhode Island	11/23/2025	*	28:46	7-18	.389	3-10	.300	0-0	.000	0	2	2	3.3	2	1	4	0	1	17	11.0	
vs Green Bay	11/27/2025	*	29:54	7-13	.538	3-7	.429	0-1	.000	0	3	3	3.3	1	2	1	0	0	17	11.9	
vs Southern Miss.	11/28/2025	*	27:48	6-10	.600	2-5	.400	0-0	.000	0	4	4	3.4	1	8	1	0	3	14	12.1	
at Oklahoma	12/03/2025	*	41:26	9-24	.375	2-9	.222	6-8	.750	1	7	8	3.9	2	3	1	0	2	26	13.7	
Seton Hall	12/07/2025	*	32:15	4-15	.267	2-9	.222	2-2	1.000	1	6	7	4.2	3	5	1	0	2	12	13.5	
at Miami (FL)	12/14/2025	*	27:25	6-10	.600	3-4	.750	1-1	1.000	0	2	2	4.0	1	4	0	0	1	16	13.7	
Georgia Tech	12/18/2025	*	27:44	7-9	.778	3-5	.600	0-0	.000	0	2	2	3.8	1	7	0	0	0	17	14.0	
at Davidson	12/21/2025	*	36:22	6-12	.500	3-6	.500	4-6	.667	0	6	6	4.0	3	3	0	0	0	19	14.4	
Stanford	01/01/2026	*	32:58	5-16	.313	0-3	.000	0-0	.000	0	5	5	4.1	2	1	3	1	2	10	14.1	
California	01/04/2026	*	36:54	5-13	.385	2-6	.333	0-0	.000	0	3	3	4.0	2	7	0	1	1	12	13.9	
SMU	01/11/2026	*	19:29	5-8	.625	2-4	.500	3-3	1.000	0	2	2	3.9	2	5	1	2	15	14.0		
at Wake Forest	01/15/2026	*	35:14	7-13	.538	6-10	.600	0-0	.000	0	2	2	3.8	1	5	3	0	2	20	14.4	
Louisville	01/18/2026	*	38:38	7-15	.467	4-8	.500	2-3	.667	0	3	3	3.7	4	6	3	1	0	20	14.7	
at Virginia	01/24/2026	*	37:05	5-16	.313	2-6	.333	2-2	1.000	1	1	2	3.6	4	2	4	1	1	14	14.4	
at Boston College	01/29/2026	*	31:00	6-12	.500	4-7	.571	2-2	1.000	0	3	3	3.6	3	1	0	0	0	18	14.8	
North Carolina	02/02/2026	*	40:00	3-11	.273	2-8	.250	0-0	.000	1	2	3	3.6	0	2	1	0	2	8	14.5	
Florida St.	02/05/2026	*	28:58	8-14	.571	5-8	.625	4-4	1.000	1	5	6	3.7	1	2	1	0	3	25	15.0	
at Virginia Tech	02/08/2026	*	35:43	6-15	.400	4-9	.444	0-0	.000	0	0	0	3.5	1	4	2	1	1	16	15.0	
Totals			22	725:53	127-297	.428	58-145	.400	33-42	.786	5	76	81	3.5	46	83	42	8	29	345	15.0

Player Averages

Games Played	Minutes/game	Points/game	FG Pct	3FG Pct	FT Pct	Rebounds/game	Assists/game	Turnovers/game	Assist/Turnover ratio	Steals/game	Blocks/game
23	31.6	15.0	42.8	40.0	78.6	3.5	3.6	1.8	2.0	1.3	0.3



7

Destiny "Ky'She" Lunan | Fr. | 5-10 | G | Goodyear, Ariz. (Millennium)

CAREER STATS

POINTS	
Conference.....	11 - at Miami (12/14/25)
NCAAT.....	
Season.....	11 (2x) - Last: at Miami (12/14/25)
Career.....	11 (2x) - Last: at Miami (12/14/25)
REBOUNDS	
Conference.....	4 (3x) - Last: at Virginia (1/24/26)
NCAAT.....	
Season.....	5 - vs. Maine (11/11/25)
Career.....	5 - vs. Maine (11/11/25)
FG MADE	
Conference.....	4 (2x) - Last: vs. Georgia Tech (12/18/25)
NCAAT.....	
Season.....	4 (2x) - Last: vs. Georgia Tech (12/18/25)
Career.....	4 (2x) - Last: vs. Georgia Tech (12/18/25)
FG ATTEMPTED	
Conference.....	10 - at Miami (12/14/25)
NCAAT.....	
Season.....	10 - at Miami (12/14/25)
Career.....	10 - at Miami (12/14/25)
3FG MADE	
Conference.....	2 - vs. Georgia Tech (12/18/25)
NCAAT.....	
Season.....	2 (3x) - Last: vs. Georgia Tech (12/18/25)
Career.....	2 (3x) - Last: vs. Georgia Tech (12/18/25)
3FG ATTEMPTED	
Conference.....	3 (5x) - Last: vs. North Carolina (2/2/26)
NCAAT.....	
Season.....	3 (6x) - Last: vs. North Carolina (2/2/26)
Career.....	3 (6x) - Last: vs. North Carolina (2/2/26)
FT MADE	
Conference.....	2 (5x) - Last: at Boston College (1/29/26)
NCAAT.....	
Season.....	4 - vs. Southern Miss (11/28/25)
Career.....	4 - vs. Southern Miss (11/28/25)
FT ATTEMPTED	
Conference.....	2 (7x) - Last: vs. Florida State (2/5/26)
NCAAT.....	
Season.....	4 (2x) - Last: vs. Southern Miss (11/28/25)
Career.....	4 (2x) - Last: vs. Southern Miss (11/28/25)
ASSISTS	
Conference.....	5 - vs. Georgia Tech (12/18/25)
NCAAT.....	
Season.....	5 - vs. Georgia Tech (12/18/25)
Career.....	5 - vs. Georgia Tech (12/18/25)
STEALS	
Conference.....	3 - at Wake Forest (1/15/26)
NCAAT.....	
Season.....	4 - vs. TCU (11/16/25)
Career.....	4 - vs. TCU (11/16/25)
BLOCKS	
Conference.....	3 - vs. Stanford (1/1/26)
NCAAT.....	
Season.....	3 - vs. Stanford (1/1/26)
Career.....	3 - vs. Stanford (1/1/26)
MINUTES	
Conference.....	26 - vs. Louisville (1/18/26)
NCAAT.....	
Season.....	26 - vs. Louisville (1/18/26)
Career.....	26 - vs. Louisville (1/18/26)

NOTABLE STATS

STAT	25-26	Career
Double Figure Pts.	4	4
Double Figure Rebs.	-	-
Double-Doubles	-	-
5+ Assists	1	1
3+ Blocks	1	1
3+ Steals	2	2
Led Team in Pts.	-	-
Led Team in Rebs.	-	-
Led Team in Asts.	1	1
20+ Points	-	-
30+ Points	-	-

SEASON STATS

GP/GS	PPG	RPG	FG%	3FG%	FT%	APG	BPG	SPG	MPG
23/0	5.4	1.7	.406	.386	.710	1.3	0.2	0.7	17.0

GAME NOTES

- Coming off three points, one rebound and one assist in 19 minutes at Virginia Tech
- Registered a career-high three blocks vs. Stanford
- Has logged four double-digit scoring games; tallying a career-high 11 vs. Southern Miss and Miami
- Tallied 10 points w/ four steals vs. No. 17/12 TCU
- Ranked No. 65 in the final 2025 HoopGurlz Recruiting Rankings - ESPNW Top 100 and four-star recruit
- Named a McDonald's All-American nominee and tabbed Arizona Gatorade Player of the Year
- Finished her stellar senior season at Millennium High School, averaging 20.6 points, 4.6 rebounds, 4.2 steals and 3.1 assists per game
- Led Millennium High School to an Open State Championship, dropping 37 points to outscore opposing team

FASTBREAK

- Nicknamed Ky'She, inspired by her role model and favorite basketball player Kyrie Irving (dad gave nickname)
- Calls her style unorthodox, going off feel and being unpredictable
- Born in Minnesota and lived in Minnesota, while her grandma lives in Charlotte
- Prays before every game and listens to gospel
- Wears #7 because it represents the number of completion in the Bible and is her lucky number

2025-26 STATS


Opponent	Date	GS	MIN	Total		3-Pointers		Free throws		Rebounds		PF	A	TO	BLK	STL	PTS	AVG			
				FG-FGA	PCT	3FG-3FGA	PCT	FT-FTA	PCT	OFF	DEF										
vs Tennessee	11/04/2025		05:09	2-4	.500	1-1	1.000	0-0	.000	0	1	1	1.0	1	3	0	5	5.0			
vs Southern California	11/09/2025		07:03	0-2	.000	0-1	.000	0-0	.000	0	1	1	1.0	1	0	2	0	2.5			
Maine	11/11/2025		17:37	0-3	.000	0-2	.000	0-0	.000	0	5	5	2.3	0	3	1	0	1.7			
TCU	11/16/2025		21:38	3-5	.600	1-2	.500	3-4	.750	0	0	0	1.8	3	1	1	4	10.3			
Coastal Carolina	11/19/2025		14:05	2-3	.667	2-3	.667	0-0	.000	0	1	1	1.6	2	0	2	0	6.2			
Rhode Island	11/23/2025		15:27	3-5	.600	2-2	1.000	0-0	.000	0	4	4	2.0	2	1	3	0	8.4			
vs Green Bay	11/27/2025		17:16	0-2	.000	0-2	.000	1-4	.250	0	0	0	1.7	2	1	1	0	1.4			
vs Southern Miss.	11/28/2025		21:12	3-5	.600	1-2	.500	4-4	1.000	0	0	0	1.5	0	3	0	0	11.5			
at Oklahoma	12/03/2025		10:21	1-2	.500	0-1	.000	1-2	.500	0	0	0	1.3	2	0	3	0	3.4			
Seton Hall	12/07/2025		13:57	2-4	.500	1-2	.500	0-0	.000	0	2	2	1.4	3	0	2	0	5.4			
at Miami (FL)	12/14/2025		24:16	4-10	.400	1-2	.500	2-2	1.000	0	4	4	1.6	3	1	0	0	11.5			
Georgia Tech	12/18/2025		21:20	4-8	.500	2-3	.667	0-0	.000	0	2	2	1.7	1	5	4	0	10.5			
Stanford	01/01/2026		16:38	2-7	.286	1-2	.500	2-2	1.000	2	1	3	1.8	1	1	0	3	7.9			
California	01/04/2026		09:48	1-2	.500	1-1	1.000	2-2	1.000	0	0	0	1.6	1	0	0	1	5.9			
at Clemson	01/08/2026		19:03	2-7	.286	1-3	.333	1-1	1.000	0	0	0	1.5	2	0	2	0	6.9			
SMU	01/11/2026		24:01	2-8	.250	0-2	.000	1-2	.500	1	3	4	1.7	0	3	2	0	5.8			
at Wake Forest	01/15/2026		15:26	2-4	.500	1-3	.333	0-0	.000	0	2	2	1.7	0	3	0	0	5.8			
Louisville	01/18/2026		26:10	1-4	.250	0-3	.000	0-0	.000	0	2	2	1.7	3	1	3	0	2.6			
at Virginia	01/24/2026		14:57	0-3	.000	0-1	.000	2-4	.500	2	2	4	1.8	1	1	0	0	2.4			
at Boston College	01/29/2026		17:50	2-4	.500	0-1	.000	2-2	1.000	0	1	1	1.8	2	0	1	0	6.4			
North Carolina	02/02/2026		18:15	3-7	.429	0-3	.000	0-0	.000	0	1	1	1.8	4	2	1	0	6.4			
Florida St.	02/05/2026		19:17	3-5	.600	1-1	1.000	1-2	.500	0	0	0	1.7	1	1	3	0	8.5			
at Virginia Tech	02/08/2026		19:25	1-2	.500	1-1	1.000	0-0	.000	0	1	1	1.7	3	1	0	0	3.4			
Totals			0	390:10	43-106	.406	17-44	.386	22-31	.710	5	33	38	1.7	38	29	34	4	17	125	5.4

Player Averages

Games Played	Minutes/game	Points/game	FG Pct	3FG Pct	FT Pct	Rebounds/game	Assists/game	Turnovers/game	Assist/Turnover ratio	Steals/game	Blocks/game
23	17.0	5.4	40.6	38.6	71.0	1.7	1.3	1.5		0.9	0.2

CAREER STATS

			Field Goals		3-Point		F-Throws		Rebounds									Scoring		
SEASON	TEAM	GP-GS	MIN/AVG	FG-FGA	FG%	3FG-3FGA	3FG%	FT-FTA	FT%	OFF	DEF	TOT	AVG	PF-FO	A	TO	BLK	STL	PTS	AVG
2025-26	NCSU	23-0	390/17.0	43-106	.406	17-44	.386	22-31	.710	5	33	38	1.7	38-0	29	34	4	17	125	5.4
TOTAL		23-0	390/17.0	43-106	.406	17-44	.386	22-31	.710	5	33	38	1.7	38-0	29	34	4	17	125	5.4



10 Adelaide Jernigan | Fr. | 5-11 | G | Winston Salem, N.C. (Bishop McGuinness)

CAREER STATS

POINTS	
Conference.....	9 - vs. SMU (1/11/26)
NCAAT.....	2 (2x) - Last: vs. Southern Miss (11/28/25)
Season.....	10 - vs. Southern Miss (11/28/25)
Career.....	10 - vs. Southern Miss (11/28/25)
REBOUNDS	
Conference.....	1 (3x) - Last: vs. Florida State (2/5/26)
NCAAT.....	2 (2x) - Last: vs. Southern Miss (11/28/25)
Season.....	2 (2x) - Last: vs. Southern Miss (11/28/25)
Career.....	2 (2x) - Last: vs. Southern Miss (11/28/25)
FG MADE	
Conference.....	4 - vs. SMU (1/11/26)
NCAAT.....	2 (2x) - Last: vs. SMU (1/11/26)
24-25 Season.....	4 (2x) - Last: vs. SMU (1/11/26)
Career.....	4 (2x) - Last: vs. SMU (1/11/26)
FG ATTEMPTED	
Conference.....	6 (2x) - Last: vs. SMU (1/11/26)
NCAAT.....	6 (2x) - Last: vs. SMU (1/11/26)
Season.....	6 (2x) - Last: vs. SMU (1/11/26)
Career.....	6 (2x) - Last: vs. SMU (1/11/26)
3FG MADE	
Conference.....	1 (2x) - Last: vs. SMU (1/11/26)
NCAAT.....	2 - vs. Southern Miss (11/28/25)
Season.....	2 - vs. Southern Miss (11/28/25)
Career.....	2 - vs. Southern Miss (11/28/25)
3FG ATTEMPTED	
Conference.....	4 - vs. Georgia Tech (12/18/25)
NCAAT.....	4 (2x) - Last: vs. Georgia Tech (12/18/25)
Season.....	4 (2x) - Last: vs. Georgia Tech (12/18/25)
Career.....	4 (2x) - Last: vs. Georgia Tech (12/18/25)
FT MADE	
Conference.....	1 - vs. SMU (1/11/26)
NCAAT.....	1 - vs. Coastal (11/19/25)
Season.....	1 - vs. Coastal (11/19/25)
Career.....	1 - vs. Coastal (11/19/25)
FT ATTEMPTED	
Conference.....	1 - vs. SMU (1/11/26)
NCAAT.....	1 - vs. SMU (1/11/26)
Season.....	1 - vs. SMU (1/11/26)
Career.....	1 - vs. SMU (1/11/26)
ASSISTS	
Conference.....	1 - vs. SMU (1/11/26)
NCAAT.....	1 - vs. Coastal (11/19/25)
Season.....	1 - vs. Coastal (11/19/25)
Career.....	1 - vs. Coastal (11/19/25)
STEALS	
Conference.....	1 - vs. SMU (1/11/26)
NCAAT.....	1 - vs. SMU (1/11/26)
Season.....	1 - vs. SMU (1/11/26)
Career.....	1 - vs. SMU (1/11/26)
BLOCKS	
Conference.....	1 - vs. SMU (1/11/26)
NCAAT.....	1 - vs. SMU (1/11/26)
Season.....	1 - vs. SMU (1/11/26)
Career.....	1 - vs. SMU (1/11/26)
MINUTES	
Conference.....	11 - vs. SMU (1/11/26)
NCAAT.....	15 - vs. Southern Miss (11/28/25)
Season.....	15 - vs. Southern Miss (11/28/25)
Career.....	15 - vs. Southern Miss (11/28/25)

NOTABLE STATS

STAT	25-26	Career
Double Figure Pts.	1	1
Double Figure Rebs.	-	-
Double-Doubles	-	-
5+ Assists	-	-
3+ Blocks	-	-
3+ Steals	-	-
Led Team in Pts.	-	-
Led Team in Rebs.	-	-
Led Team in Asts.	-	-
20+ Points	-	-
30+ Points	-	-

SEASON STATS

GP/GS	PPG	RPG	FG%	3FG%	FT%	APG	BPG	SPG	MPG
12/0	2.4	0.6	.343	.217	-	0.1	-	0.1	6.6

GAME NOTES

- Recorded three points and one rebound in eight minutes vs. Florida State
- Logged an ACC-high nine points with one rebound in 11 minutes vs. SMU
- Recorded career-high 10 points with two rebounds in 15 minutes vs. Southern Miss
- Made her first career bucket vs. Maine, ending that game with two points and two boards in 11 minutes
- Ranked No. 68 in the final 2025 HoopGurlz Recruiting Rankings - ESPNW Top 100, a four-star recruit
- Named a McDonald's All-American nominee and became her high school's all-time leader in 3-pointers
- Only girls' basketball player at Bishop McGuinness to surpass 2,000 career points (finished with 2,528)
- Wrapped up her senior season averaging 27.3 points, 6.0 rebounds, 2.2 assists and 2.5 steals per game
- A part of the Team UA's developmental program and an alternate on U18 USA Women's National Team

FASTBREAK

- Dual sport athlete, winning a 1A girls' tennis dual-team championship with Bishop McGinnis in the fall
- Played for Rachel Stockdale's (DOBO) husband in high school
- Superstitious by always having her left sock and shoes on first since she's a lefty
- Avid ESPN watcher and it's her dream to work in sports broadcasting in front of the camera
- Has always admired Holly Rowe (shoutout Holly)

2025-26 STATS

Opponent	Date	GS	MIN	Total		3-Pointers		Free throws		Rebounds		PF		A		BLK		STL		PTS		AVG
				FG-FGA	PCT	3FG-3FGA	PCT	FT-FTA	PCT	OFF	DEF	TOT	AVG	PF	A	TO	BLK	STL	PTS			
vs Tennessee	11/04/2025		01:21	0-2	.000	0-1	.000	0-0	.000	0	0	0	0.0	0	0	1	0	0	0	0	0.0	
Maine	11/11/2025		11:02	1-4	.250	0-3	.000	0-0	.000	0	2	2	1.0	2	0	0	0	0	2	1.0		
Coastal Carolina	11/19/2025		06:37	0-3	.000	0-3	.000	0-0	.000	0	0	0	0.0	0	1	0	0	0	0	0.0		
vs Southern Miss.	11/28/2025		14:45	4-6	.667	2-4	.500	0-0	.000	0	2	2	1.0	2	0	0	0	1	10	3.0		
at Miami (FL)	12/14/2025		04:49	0-4	.000	0-1	.000	0-0	.000	1	0	1	1.0	0	0	0	0	0	0	0.0		
Georgia Tech	12/18/2025		10:00	2-6	.333	1-4	.250	0-0	.000	0	0	0	0.0	0	0	0	0	0	5	2.8		
Stanford	01/01/2026		02:51	0-0	.000	0-0	.000	0-0	.000	0	0	0	0.0	0	0	0	0	0	0	0.0		
at Clemson	01/08/2026		03:05	0-0	.000	0-0	.000	0-0	.000	0	0	0	0.0	0	0	0	0	0	0	0.0		
SMU	01/11/2026		11:02	4-6	.667	1-3	.333	0-1	.000	0	1	1	0.7	1	0	0	0	0	9	2.9		
at Wake Forest	01/15/2026		03:14	0-2	.000	0-2	.000	0-0	.000	0	0	0	0.0	0	0	0	0	0	0	0.0		
at Boston College	01/29/2026		02:40	0-0	.000	0-0	.000	0-0	.000	0	0	0	0.0	0	0	0	0	0	0	0.0		
Florida St.	02/05/2026		07:44	1-2	.500	1-2	.500	0-0	.000	0	1	1	0.6	0	0	0	0	0	3	2.4		
Totals		0	79:10	12-35	.343	5-23	.217	0-1	.000	1	6	7	0.6	6	1	1	0	1	29	2.4		

Player Averages

Games Played	Minutes/game	Points/game	FG Pct	3FG Pct	FT Pct	Rebounds/game	Assists/game	Turnovers/game	Assist/Turnover ratio	Steals/game	Blocks/game
12	6.6	2.4	34.3	21.7	0.0	0.6	0.1	0.1	1.0	0.1	0.0

CAREER STATS

				Field Goals		3-Point		F-Throws		Rebounds									Scoring	
SEASON	TEAM	GP-GS	MIN/AVG	FG-FGA	FG%	3FG-3FGA	3FG%	FT-FTA	FT%	OFF	DEF	TOT	AVG	PF-FO	A	TO	BLK	STL	PTS	AVG
2025-26	NCSU	12-0	79/6.6	12-35	.343	5-23	.217	0-1	.000	1	6	7	0.6	6-0	1	1	0	1	29	2.4
TOTAL		12-0	79/6.6	12-35	.343	5-23	.217	0-1	.000	1	6	7	0.6	6-0	1	1	0	1	29	2.4

GAME 25: NOTRE DAME



11 Maddie Cox | Jr. | 6-2 | F | Flower Mound, Texas (Flower Mound)

CAREER STATS

POINTS	
ACC	7 (2x) - Last: vs. Stanford (1/1/26)
NCAAT	8 - vs. LSU (3/28/25)
Season	11 - vs. Coastal (11/19/25)
Career	11 - vs. Coastal (11/19/25)
REBOUNDS	
ACC	6 (3x) - Last: vs. SMU (1/11/26)
NCAAT	7 - vs. LSU (3/28/25)
Season	12 - vs. Seton Hall (12/7/25)
Career	12 - vs. Seton Hall (12/7/25)
FG MADE	
ACC	3 (2x) - Last: vs. Stanford (1/1/26)
NCAAT	3 - vs. LSU (3/28/25)
Season	4 - vs. Coastal (11/19/25)
Career	4 - vs. Coastal (11/19/25)
FG ATTEMPTED	
ACC	5 - vs. California (1/4/26)
NCAAT	4 (2x) - Last: vs. LSU (3/28/25)
Season	8 - vs. Seton Hall (12/7/25)
Career	8 - vs. Seton Hall (12/7/25)
3FG MADE	
ACC	1 (7x) - Last: vs. Florida State (2/5/26)
NCAAT	2 - vs. LSU (3/28/25)
Season	3 - vs. Coastal (11/19/25)
Career	3 - vs. Coastal (11/19/25)
3FG ATTEMPTED	
ACC	2 (6x) - Last: vs. Florida State (2/5/26)
NCAAT	4 - vs. Chattanooga (3/28/25)
Season	6 - vs. Coastal (11/19/25)
Career	6 - vs. Coastal (11/19/25)
FT MADE	
ACC	3 - vs. North Carolina (2/1/24)
NCAAT	3 - vs. Rhode Island (11/23/25)
Season	3 - vs. Rhode Island (11/23/25)
Career	4 - vs. Elon (11/15/23)
FT ATTEMPTED	
ACC	4 - vs. Boston College (1/5/25)
NCAAT	4 - vs. Rhode Island (11/23/25)
Season	4 - vs. Rhode Island (11/23/25)
Career	4 (4x) - Last: vs. Rhode Island (11/23/25)
ASSISTS	
ACC	3 - at Clemson (1/8/26)
NCAAT	3 - at Clemson (1/8/26)
Season	3 - at Clemson (1/8/26)
Career	3 - at Clemson (1/8/26)
STEALS	
ACC	2 (3x) - Last: vs. Florida State (2/5/26)
NCAAT	2 (4x) - Last: vs. Florida State (2/5/26)
Season	2 (4x) - Last: vs. Florida State (2/5/26)
Career	2 (4x) - Last: vs. Florida State (2/5/26)
BLOCKS	
ACC	2 - at Notre Dame (2/15/24)
NCAAT	2 (2x) - Last: vs. Seton Hall (12/7/25)
Season	2 (6x) - Last: vs. Seton Hall (12/7/25)
Career	2 (6x) - Last: vs. Seton Hall (12/7/25)
MINUTES	
ACC	36 - vs. California (1/4/26)
NCAAT	21 - vs. LSU (3/28/25)
Season	36 - vs. California (1/4/26)
Career	36 - vs. California (1/4/26)

NOTABLE STATS

STAT	23-24	24-25	25-26	Career
Double Figure Pts.	-	1	1	-
Double Figure Rebs.	-	1	1	-
Double-Doubles	-	-	-	-
5+ Assists	-	-	-	-
3+ Blocks	-	-	-	-
3+ Steals	-	-	-	-
Led Team in Pts.	-	-	-	-
Led Team in Rebs.	1	1	1	3
Led Team in Assists	-	-	-	-
20+ Points	-	-	-	-
30+ Points	-	-	-	-

CAREER STATS

SEASON STATS

GP/GS	PPG	RPG	FG%	3FG%	FT%	APG	BPG	SPG	MPG
24/3	3.1	3.0	.388	.333	.857	0.8	0.5	0.4	15.7

GAME NOTES

- Coming off two rebounds, one assist and one charge taken in 15 minutes at Virginia Tech
- Recorded seven points off 3-of-3 shooting from the field with four boards and one block and steal vs. Stanford
- Tallied seven points, a career-high 12 rebounds and two blocks in second start of season vs. Seton Hall
- Registered a career-high 11 points, three boards, two steals and one block vs. Coastal
- Has averaged 6.3 points, 6.7 rebounds, 1.3 blocks and 1.7 steals per game in her three starts this year
- Recorded eight points off two triples and seven rebounds vs. LSU in the NCAA Tournament Sweet 16
- Splashed in 3-pointers vs. Chattanooga and Tennessee, while playing in all five NCAAT games in 2024
- Finished freshman season playing in the second most games in school history as a rookie (36)
- No. 71 player in the class of 2023 by ESPN with an ESPN scouts grade of 93 as a four-star recruit
- Tabbed a 2023 McDonald's All-America Game nominee in high school

FASTBREAK

- Conditioning was a big part she focused on in the offseason and being a consistent shooter
- Aziaha James inspired her to wait her turn
- Was able to watch Zaza play a few times back home in Dallas and went to Europe this summer
- Comes from an athletic family - mom (Brenda) played at SMU, father (Dennis) played at Central Methodist, her sister (Lauren) won a National Championship at Baylor/No. 3 pick in 2020 WNBA Draft, sister (Kaylee) was C-USA First Team recipient for volleyball at WKU and sister (Whitney) won DII National Championship at Lubbock Christian

2025-26 STATS

Opponent	Date	GS	MIN	Total		3-Pointers		Free throws		Rebounds				PF	A	TO	BLK	STL	PTS	AVG
				FG-FGA	PCT	3FG-3FGA	PCT	FT-FTA	PCT	OFF	DEF	TOT	AVG							
vs Tennessee	11/04/2025		06:45	0-1	.000	0-0	.000	0-0	.000	0	1	1	1.0	1	0	0	0	0	0	0.0
vs Southern California	11/09/2025		08:06	0-2	.000	0-2	.000	0-0	.000	0	0	0	0.5	0	0	0	0	0	0	0.0
Maine	11/11/2025		12:58	2-4	.500	0-1	.000	0-0	.000	1	2	3	1.3	0	2	0	0	0	4	1.3
TCU	11/16/2025		09:22	2-3	.667	1-1	1.000	0-0	.000	0	2	2	1.5	0	0	1	0	0	5	2.3
Coastal Carolina	11/19/2025	*	32:08	4-7	.571	3-6	.500	0-0	.000	2	1	3	1.8	1	1	2	1	2	11	4.0
Rhode Island	11/23/2025		10:06	0-0	.000	0-0	.000	3-4	.750	0	3	3	2.0	0	0	1	0	0	3	3.8
vs Green Bay	11/27/2025		18:03	1-1	1.000	0-0	.000	0-0	.000	0	2	2	2.0	1	1	1	1	0	2	3.6
vs Southern Miss.	11/28/2025		14:24	3-5	.600	1-1	1.000	2-2	1.000	1	3	4	2.3	0	2	0	2	1	9	4.3
at Oklahoma	12/03/2025		11:29	1-4	.250	0-1	.000	0-0	.000	1	1	2	2.2	3	0	1	0	0	2	4.0
Seton Hall	12/07/2025	*	30:18	2-8	.250	1-5	.200	2-2	1.000	2	10	12	3.2	1	0	1	2	1	7	4.3
at Miami (FL)	12/14/2025		20:15	1-3	.333	0-1	.000	0-0	.000	0	3	3	3.2	0	0	1	1	0	2	4.1
Georgia Tech	12/18/2025		19:20	3-4	.750	1-2	.500	0-0	.000	2	4	6	3.4	1	1	2	0	0	7	4.3
at Davidson	12/21/2025		06:43	1-1	1.000	1-1	1.000	0-0	.000	0	1	1	3.2	1	1	0	0	0	3	4.2
Stanford	01/01/2026		20:46	3-3	1.000	1-1	1.000	0-0	.000	0	4	4	3.3	2	1	0	0	1	7	4.4
California	01/04/2026	*	35:42	0-5	.000	0-1	.000	1-2	.500	2	3	5	3.4	1	2	1	1	2	1	4.2
at Clemson	01/08/2026		11:17	0-1	.000	0-1	.000	0-0	.000	0	3	3	3.4	1	3	0	0	0	0	3.9
SMU	01/11/2026		20:02	0-1	.000	0-0	.000	2-2	1.000	1	5	6	3.5	3	0	0	1	0	2	3.8
at Wake Forest	01/15/2026		14:31	0-3	.000	0-2	.000	2-2	1.000	0	1	1	3.4	1	0	1	0	0	2	3.7
Louisville	01/18/2026		06:40	1-1	1.000	1-1	1.000	0-0	.000	0	1	1	3.3	0	1	1	0	2	3	3.7
at Virginia	01/24/2026		15:49	0-3	.000	0-1	.000	0-0	.000	0	2	2	3.2	0	1	2	0	0	0	3.5
at Boston College	01/29/2026		15:36	0-1	.000	0-1	.000	0-0	.000	1	1	2	3.1	1	1	0	0	0	0	3.3
North Carolina	02/02/2026		06:16	1-2	.500	0-1	.000	0-0	.000	0	2	2	3.1	0	0	1	0	0	2	3.3
Florida St.	02/05/2026		15:13	1-2	.500	1-2	.500	0-0	.000	0	2	2	3.0	2	1	0	0	2	3	3.3
at Virginia Tech	02/08/2026		15:14	0-2	.000	0-1	.000	0-0	.000	0	2	2	3.0	0	1	1	0	0	0	3.1
Totals		3	377:03	26-67	.388	11-33	.333	12-14	.857	13	59	72	3.0	20	19	17	10	11	75	3.1

Player Averages

Games Played	Minutes/game	Points/game	FG Pct	3FG Pct	FT Pct	Rebounds/game	Assists/game	Turnovers/game	Assist/Turnover ratio	Steals/game	Blocks/game
24	15.7	3.1	38.8	33.3	85.7	3.0	0.8	0.7	1.1	0.5	0.4

		Field Goals			3-Point		F-Throws		Rebounds			Scoring									
SEASON	TEAM	GP-GS	MIN	AVG	FG-FGA	FG%	3FG-3FGA	3FG%	FT-FTA	FT%	OFF	DEF	TOT	AVG	PF-FO	A	TO	BLK	STL	PTS	AVG
2023-24	NCSU	36-1	339	9.4	12-43	.279	5-22	.227	12-19	.632	12	59	71	2.0	12-0	9	18	13	3	41	1.1
2024-25	NCSU	30-0	236	7.9	8-32	.250	4-21	.190	5-8	.625	14	36	50	1.7	16-0	8	13	5	3	25	0.8
2025-26	NCSU	24-3	377	15.7	26-67	.388	11-33	.333	12-14	.857	13	59	72	3.0	20-0	19	17	10	11	75	3.1
TOTAL		90-4	952	10.6	46-142	.324	20-76	.263	29-41	.707	39	154	193	2.1	48-0	36	48	28	17	141	1.6



12 Khamil Pierre | Jr. | 6-2 | F | Phoenix, Ariz. (Vanderbilt/Perry)

CAREER STATS

POINTS	
Conference.....	26 (2x) - Last: vs. Louisville (1/18/26)
NCAAT.....	17 - vs. Oregon (3/21/25) #
Season.....	26 (2x) - Last: vs. Louisville (1/18/26)
Career.....	42 - vs. Evansville (12/14/24) #
REBOUNDS	
Conference.....	18 - vs. Florida State (2/5/26)
NCAAT.....	6 (2x) - Last: vs. Oregon (3/21/25) #
Season.....	21 - vs. Green Bay (11/28/25)
Career.....	21 - vs. Green Bay (11/28/25)
FG MADE	
Conference.....	12 - at Wake Forest (1/15/26)
NCAAT.....	7 - vs. Oregon (3/21/25) #
Season.....	12 - at Wake Forest (1/15/26)
Career.....	19 - vs. Evansville (12/14/24) #
FG ATTEMPTED	
Conference.....	19 - vs. North Carolina (2/2/26)
NCAAT.....	13 - vs. Oregon (3/21/25) #
Season.....	19 (2x) - Last: vs. North Carolina (2/2/26)
Career.....	28 - vs. Evansville (12/14/24) #
3FG MADE	
Conference.....	1 - at Clemson (1/8/26)
NCAAT.....	1 - at Clemson (1/8/26)
Season.....	1 (6x) - Last: at Clemson (1/8/26)
Career.....	1 (6x) - Last: at Clemson (1/8/26)
3FG ATTEMPTED	
Conference.....	2 - vs. Louisville (1/18/26)
NCAAT.....	1 - vs. Oregon (3/21/25) #
Season.....	2 (2x) - vs. Louisville (1/18/26)
Career.....	2 (3x) - Last: vs. Louisville (1/18/26)
FT MADE	
Conference.....	6 - vs. Louisville (1/18/26)
NCAAT.....	3 (3x) - Last: vs. Oregon (3/21/25) #
Season.....	6 - vs. Louisville (1/18/26)
Career.....	12 - vs. Tennessee (1/19/25) #
FT ATTEMPTED	
Conference.....	9 - vs. Louisville (1/18/26)
NCAAT.....	6 - vs. Baylor (3/22/24) #
Season.....	9 - vs. Louisville (1/18/26)
Career.....	14 - vs. Tennessee (1/19/25) #
ASSISTS	
Conference.....	4 - vs. California (1/4/26)
NCAAT.....	1 - vs. Oregon (3/21/25) #
Season.....	4 (3x) - vs. California (1/4/26)
Career.....	5 (3x) - Last: vs. Texas A&M (2/25/25) #
STEALS	
Conference.....	2 (4x) - Last: at Virginia Tech (2/8/26)
NCAAT.....	2 (2x) - Last: vs. Oregon (3/21/25) #
Season.....	3 - vs. Tennessee (1/1/25)
Career.....	9 - vs. Texas A&M (2/27/25) #
BLOCKS	
Conference.....	2 - vs. North Carolina (2/2/26)
NCAAT.....	1 - vs. Baylor (3/22/24) #
Season.....	3 - vs. Green Bay (11/28/25)
Career.....	3 - vs. Green Bay (11/28/25)
MINUTES	
Conference.....	42 - vs. Louisville (1/18/26)
NCAAT.....	28 (2x) - Last: vs. Oregon (3/21/25) #
Season.....	42 - vs. Louisville (1/18/26)
Career.....	44 - vs. Mississippi State (2/13/25) #

- At Vanderbilt (2023-25)

SEASON STATS

GP/GS	PPG	RPG	FG%	3FG%	FT%	APG	BPG	SPG	MPG
24/23	16.5	12.1	.532	.167	.667	1.5	0.7	1.0	31.4

GAME NOTES

- Logged 16th double-double, fifth straight, w/ 25 points & 12 boards w/ two steals at Virginia Tech
- Had 26 points and 14 rebounds at Wake Forest and 26 vs. No. 9/10 Louisville
- One of seven players in the country with two 20-rebound games this season, only one in Power 4
- No. 3 in double-doubles (16) & No. 7 in rebounds in country; leads ACC in rebs & No. 4 in scoring & No. 6 in FG%
- Named Cancun Challenge Yucatan MVP - her 21 rebounds vs. Green Bay is third most in a game in school history
- Surpassed 1,000 career points in 69 career game
- In Pack debut vs. No. 8/9 Tennessee, was Ro Greensboro Invite MOP with 21 points, 14 rebounds and three steals
- Tabbed Katrina McClain PF of the Year Midseason WL, Wade Award WL & Naismith DPOY Midseason WL
- Named a WBCA All-America Honorable Mention choice as a sophomore at Vanderbilt, where she averaged 20.4 points off 49.8 percent shooting, 9.6 rebounds and 2.9 steals per game across 30.5 minutes per contest
- Broke the then-Vanderbilt single-game scoring record with 42 points and 18 rebounds vs. Evansville

FASTBREAK

- NC State was her dream school and her goal is to be a top 5 WNBA Draft pick and she knows she can do that here
- Played soccer as her main sport her whole life until her junior year of high school when she quit to focus on WBB
- Has DI soccer offers in seventh grade and then grew a lot her junior year and was able to dunk a basketball
- Loves the positive vibe at NC State and notes everyone has the same mentality to be great
- Loves to fish and has caught a lot of catfish

2025-26 STATS

Opponent	Date	GS	MIN	Total		3-Pointers		Free throws		Rebounds		PF	A	TO	BLK	STL	PTS	AVG			
				FG-FA	PCT	3FG-3FA	PCT	FT-FTA	PCT	OFF	TOT										
vs Tennessee	11/04/2025	*	35:59	9-19	474	0-2	.000	3-5	.600	3	11	14	14.0	1	0	2	1	3	21	21.0	
vs Southern California	11/09/2025	*	36:00	4-16	250	0-0	.000	2-2	1.000	10	8	18	16.0	0	2	3	0	1	10	15.5	
Maine	11/11/2025	*	22:55	8-14	571	0-0	.000	2-2	1.000	2	8	10	14.0	2	0	1	0	0	18	16.3	
TCU	11/16/2025	*	29:25	4-15	267	0-0	.000	0-0	.000	3	2	5	11.8	1	2	2	1	0	8	14.3	
Coastal Carolina	11/19/2025	*	23:12	4-4	1,000	0-0	.000	1-3	.333	4	6	10	11.4	2	2	5	1	1	9	13.2	
Rhode Island	11/23/2025	*	31:10	7-12	583	0-0	.000	0-0	.000	5	3	8	10.8	2	4	2	1	2	14	13.3	
vs Green Bay	11/27/2025	*	28:26	6-14	429	0-0	.000	2-2	.000	4	17	21	12.3	1	0	2	3	0	12	13.1	
vs Southern Miss.	11/28/2025	*	27:08	8-14	571	0-0	.000	0-3	.667	4	12	16	12.8	3	4	1	0	1	18	13.8	
at Oklahoma	12/03/2025	*	39:46	9-16	563	0-0	.000	1-2	.500	8	12	20	13.6	3	2	4	1	1	19	14.3	
Seton Hall	12/07/2025	*	19:37	5-10	500	0-0	.000	1-2	.500	2	6	8	13.0	2	0	2	0	0	11	14.0	
at Miami (FL)	12/14/2025	*	31:43	9-14	643	0-1	.000	3-4	.750	4	9	13	13.0	3	0	4	1	2	21	14.6	
Georgia Tech	12/18/2025	*	25:22	6-10	600	0-0	.000	1-2	.500	0	9	9	12.7	1	3	1	1	2	13	14.5	
at Davidson	12/21/2025	*	36:52	10-16	625	0-0	.000	3-4	.750	3	10	13	12.7	0	0	2	1	1	23	15.2	
Stanford	01/01/2026	*	24:17	4-8	500	0-0	.000	2-2	1.000	1	6	7	12.3	2	1	4	1	0	10	14.8	
California	01/04/2026	*	36:10	9-15	600	0-0	.000	3-4	.750	1	6	7	11.9	3	4	2	0	1	21	15.2	
at Clemson	01/08/2026	*	35:38	8-13	615	1-1	1.000	0-0	.000	2	9	11	11.9	0	2	0	1	0	17	15.3	
SMU	01/11/2026	*	25:47	7-11	636	0-0	.000	0-0	.000	2	10	12	11.9	1	2	0	1	0	14	15.2	
at Wake Forest	01/15/2026	*	33:39	12-17	706	0-0	.000	2-3	.667	7	7	14	12.0	1	1	2	0	1	26	15.8	
Louisville	01/18/2026	*	41:45	10-18	556	0-2	.000	6-9	.667	2	4	6	11.7	2	2	4	0	0	26	16.4	
at Virginia	01/24/2026	*	39:18	6-15	400	0-0	.000	3-6	.500	2	10	12	11.7	1	1	2	0	1	15	16.3	
at Boston College	01/29/2026	*	32:22	8-10	800	0-0	.000	3-3	1.000	4	8	12	11.7	2	3	5	1	0	19	16.4	
North Carolina	02/02/2026	*	36:34	7-19	368	0-0	.000	0-0	.000	4	11	15	11.9	2	1	2	2	1	14	16.3	
Florida St.	02/05/2026	*	28:18	5-14	357	0-0	.000	1-2	.500	4	14	18	12.1	2	2	2	0	2	11	16.1	
at Virginia Tech	02/08/2026	*	32:49	11-17	647	0-0	.000	3-3	1.000	1	11	12	12.1	2	0	1	0	2	25	16.5	
Totals			23	753:51	176-331	.532	1-6	.167	42-63	.667	82	209	291	12.1	41	36	57	16	23	395	16.5

Player Averages

Games Played	Minutes/game	Points/game	FG Pct	3FG Pct	FT Pct	Rebounds/game	Assists/game	Turnovers/game	Assist/Turnover ratio	Steals/game	Blocks/game
24	31.4	16.5	53.2	16.7	66.7	12.1	1.5	2.4	0.6	1.0	0.7

NOTABLE STATS

STAT	23-24	24-25	25-26	Career
Double Figure Pts.	14	31	22	67
Double Figure Rebs.	4	18	17	39
Double-Doubles	4	17	16	37
5+ Assists	-	4	-	1
3+ Blocks	-	-	1	1
3+ Steals	4	18	1	23
Led Team in Pts.	4	14	10	28
Led Team in Rebs.	8	29	20	60
Led Team in Assts.	-	6	-	6
20+ Points	1	16	7	24
30+ Points	-	2	-	2

CAREER STATS

Field Goals														3-Point		F-Throws		Rebounds				Scoring			
SEASON	TEAM	GP-GS	MIN/AVG	FG-FGA	FG%	3FG-3FGA	3FG%	FT-FTA	FT%	OFF	DEF	TOT	AVG	PF-FO	A	TO	BLK	STL	PTS	AVG					
2023-24	VU	33-11	634/19.2	112-267	.419	2-9	.222	68-102	.667	63	112	175	5.3	86-2	22	55	15	33	294	8.9					
2024-25	VU	32-32	975/30.5	273-548	.498	4-23	.174	102-153	.667	107	201	308	9.6	98-5	68	58	8	94	652	20.4					
2025-26	NCSU	24-23	754/31.4	176-331	.532	1-6	.167	42-63	.667	82	209	291	12.1	41-0	36	57	16	23	395	16.5					
TOTAL FOR NCSU		24-23	754/31.4	176-331	.532	1-6	.167	42-63	.667	82	209	291	12.1	41-0	36	57	16	23	395	16.5					
TOTAL		89-66	2363/26.5	561-1146	.490	7-38	.184	212-318	.667	252	522	774	8.7	225-7	126	170	39	150	1341	15.1					



18 Tilda Trygger | So. | 6-6 | F | Stockholm, Sweden

CAREER STATS

POINTS		
Conference.....	25 - at Boston College (1/29/26)	
NCAAT.....	8 - vs. Vermont (3/22/25)	
Season.....	25 - at Boston College (1/29/26)	
Career.....	25 - at Boston College (1/29/26)	
REBOUNDS		
Conference.....	14 - at Florida State (2/9/25)	
NCAAT.....	4 - vs. Vermont (3/22/25)	
Season.....	13 - at Wake Forest (1/15/26)	
Career.....	14 - at Florida State (2/9/25)	
FG MADE		
Conference.....	10 - at Boston College (1/29/26)	
NCAAT.....	4 - vs. Vermont (3/22/25)	
Season.....	10 - at Boston College (1/29/26)	
Career.....	10 - at Boston College (1/29/26)	
FG ATTEMPTED		
Conference.....	15 (2x) - Last: at Clemson (1/8/26)	
NCAAT.....	5 - vs. Vermont (3/22/25)	
Season.....	15 - at Clemson (1/8/26)	
Career.....	15 (2x) - Last: at Clemson (1/8/26)	
3FG MADE		
Conference.....	4 - at Cal (1/9/25)	
NCAAT.....	3 - vs. TCU (1/16/25)	
Season.....	4 - at Cal (1/9/25)	
Career.....	4 - at Cal (1/9/25)	
3FG ATTEMPTED		
Conference.....	7 - at Cal (1/9/25)	
NCAAT.....	2 - vs. LSU (3/28/25)	
Season.....	7 - vs. TCU (1/16/25)	
Career.....	7 - at Cal (1/9/25)	
FT MADE		
Conference.....	4 (2x) - Last: at Georgia Tech (2/20/25)	
NCAAT.....	2 - vs. Michigan State (3/24/25)	
Season.....	6 (2x) - Last: at Oklahoma (12/3/25)	
Career.....	6 (2x) - Last: at Oklahoma (12/3/25)	
FT ATTEMPTED		
Conference.....	4 (3x) - Last: at Boston College (1/29/26)	
NCAAT.....	2 - vs. Michigan State (3/24/25)	
Season.....	9 - vs. Southern Miss (11/28/25)	
Career.....	9 - vs. Southern Miss (11/28/25)	
ASSISTS		
Conference.....	3 (2x) - Last: vs. SMU (1/11/26)	
NCAAT.....	1 - vs. LSU (3/28/25)	
Season.....	3 - vs. SMU (1/11/26)	
Career.....	3 (2x) - Last: vs. SMU (1/11/26)	
STEALS		
Conference.....	2 (2x) - Last: vs. Stanford (1/1/26)	
NCAAT.....	1 - vs. Michigan State (3/24/25)	
Season.....	2 (4x) - Last: vs. Stanford (1/1/26)	
Career.....	2 (6x) - Last: vs. Stanford (1/1/26)	
BLOCKS		
Conference.....	3 (3x) - Last: at Virginia Tech (2/8/26)	
NCAAT.....	2 - vs. Vermont (3/22/25)	
Season.....	3 (3x) - Last: at Virginia Tech (2/8/26)	
Career.....	3 (4x) - Last: at Virginia Tech (2/8/26)	
MINUTES		
Conference.....	43 - vs. Notre Dame (2/23/25)	
NCAAT.....	27 - vs. Vermont (3/22/25)	
Season.....	41 - vs. Louisville (1/18/26)	
Career.....	43 - vs. Notre Dame (2/23/25)	

NOTABLE STATS

STAT	24-25	25-26	CAREER
Double Figure Pts.	8	12	20
Double Figure Rebs.	5	5	10
Double-Doubles	3	4	7
5+ Assists	-	-	-
3+ Blocks	1	3	4
3+ Steals	-	-	-
Led Team in Pts.	-	2	2
Led Team in Rebs.	7	3	10
Leads Team in Asts.	-	1	1
20+ Points	-	1	1
30+ Points	-	-	-

CAREER STATS

SEASON STATS

GP/GS	PPG	RPG	FG%	3FG%	FT%	APG	BPG	SPG	MPG
22/22	11.9	7.7	.538	.353	.660	1.0	1.3	0.6	30.9

GAME NOTES

- Coming off eight points, six rebounds, one steal and career-high matching three blocks at Virginia Tech
- Recorded career-high 25 points w/ six rebounds and one block at Boston College
- Tallied third straight double-double w/ 18 points and 13 rebounds at Wake Forest
- Ranked ninth in rebounds per game and 10th in blocks per game in the ACC
- Named to Lisa Leslie Center of the Year Midseason Top 10 Watchlist
- Had 19 points, eight rebounds (big offensive board at end of game) w/ two assists, blocks & steals vs. No. 8/9 Tennessee
- Named an ACC All-Freshman Team recipient, averaging 8.6 points and 6.1 rebounds/game in ACC play
- In NC State freshman records, finished No. 6 in games played (34), No. 8 in blocks (22) and No. 11 in rebounds (166)
- Member of the Sweden Senior National Team and U20 teams, leading her U20 team to the semifinals for the first time ever at 2025 EuroBasket behind 16.8 points and 10.7 rebounds per game

FASTBREAK

- Had been to the U.S. before on family vacations and moved from Stockholm when she was 15 to play ball
- Majoring in communications and hopes to work in sport communications or be a kid's TV show host
- Must take a nap before every game
- Chose NC State because of the team, coaching staff and fans
- Loved playing for Sweden this summer and making the semis was a great experience and great for her confidence
- Played many different sports growing up: ice hockey, gymnastics and tennis

2025-26 STATS

Opponent	Date	GS	MIN	Total		3-Pointers		Free throws		Rebounds		PF	A	TO	BLK	STL	PTS	AVG			
				FG-FGA	PCT	3FG-3FGA	PCT	FT-FTA	PCT	OFF	DEF										
vs Tennessee	11/04/2025	*	37:16	8-13	.615	1-3	.333	2-3	.667	5	3	8	8.0	0	2	0	2	19	19.0		
vs Southern California	11/09/2025	*	35:54	3-7	.429	1-2	.500	1-2	.500	3	8	11	9.5	1	1	2	0	8	13.5		
Maine	11/11/2025	*	22:24	2-5	.400	1-2	.500	1-2	.500	3	3	6	8.3	1	1	0	3	0	6	11.0	
TCU	11/16/2025	*	30:48	6-12	.500	3-7	.429	0-0	.000	1	5	6	7.8	3	1	2	2	15	12.0		
Rhode Island	11/23/2025	*	35:53	3-8	.375	1-3	.333	1-1	1.000	5	3	8	7.8	2	1	1	1	0	8	11.2	
vs Green Bay	11/27/2025	*	23:46	4-5	.800	1-1	1.000	0-0	.000	6	2	8	7.8	3	1	3	0	0	9	10.8	
vs Southern Miss.	11/28/2025	*	22:57	5-7	.714	0-0	.000	6-9	.667	2	7	9	8.0	0	0	1	0	0	16	11.6	
at Oklahoma	12/03/2025	*	38:45	6-14	.429	0-5	.000	6-7	.857	4	8	12	8.5	5	1	2	2	18	12.4		
Seton Hall	12/07/2025	*	25:46	4-6	.667	0-0	.000	1-2	.500	4	3	7	8.3	1	1	2	0	0	9	12.0	
at Miami (FL)	12/14/2025	*	21:10	4-7	.571	1-2	.500	0-0	.000	1	3	4	7.9	1	2	1	2	0	9	11.7	
Georgia Tech	12/18/2025	*	26:33	5-9	.556	0-3	.000	0-0	.000	1	7	8	7.9	0	0	0	2	1	10	11.5	
at Davidson	12/21/2025	*	36:25	3-9	.333	0-2	.000	1-2	.500	2	5	7	7.8	3	0	1	2	1	7	11.2	
Stanford	01/01/2026	*	31:03	5-9	.556	0-1	.000	2-3	.667	3	5	8	7.8	1	2	1	2	2	12	11.2	
at Clemson	01/08/2026	*	33:05	8-15	.533	1-4	.250	2-2	1.000	6	5	11	8.1	3	1	2	2	0	19	11.8	
SMU	01/11/2026	*	25:31	5-5	1.000	2-2	1.000	1-4	.250	3	7	10	8.2	1	3	3	1	1	13	11.9	
at Wake Forest	01/15/2026	*	31:12	7-11	.636	2-3	.667	2-2	1.000	6	7	13	8.5	2	1	2	2	0	18	12.3	
Louisville	01/18/2026	*	41:15	1-3	.333	1-1	1.000	0-2	.000	2	4	6	8.4	4	2	1	3	0	3	11.7	
at Virginia	01/24/2026	*	34:53	4-10	.400	0-1	.000	0-0	.000	3	4	7	8.3	3	0	1	1	1	8	11.5	
at Boston College	01/29/2026	*	29:06	10-14	.714	2-3	.667	3-4	.750	1	5	6	8.2	2	1	2	1	0	25	12.2	
North Carolina	02/02/2026	*	34:36	5-12	.417	1-3	.333	0-0	.000	2	5	7	8.1	0	0	1	0	0	11	12.2	
Florida St.	02/05/2026	*	23:33	5-8	.625	0-2	.000	0-0	.000	1	1	2	7.8	3	0	1	0	0	10	12.0	
at Virginia Tech	02/08/2026	*	31:57	3-8	.375	0-1	.000	2-2	1.000	0	6	6	7.7	1	0	1	3	1	8	11.9	
Totals			22	673:49	106-197	.538	18-51	.353	31-47	.660	64	106	170	7.7	40	21	29	31	13	261	11.9

Player Averages

Games Played	Minutes/game	Points/game	FG Pct	3FG Pct	FT Pct	Rebounds/game	Assists/game	Turnovers/game	Assist/Turnover ratio	Steals/game	Blocks/game
22	30.6	11.9	53.8	35.3	66.0	7.7	1.0	1.3	0.7	0.6	1.4

				Field Goals		3-Point		F-Throws		Rebounds								Scoring		
SEASON	TEAM	GP-GS	MIN/AVG	FG-FGA	FG%	3FG-3FGA	3FG%	FT-FTA	FT%	OFF	DEF	TOT	AVG	PF-FO	A	TO	BLK	STL	PTS	AVG
2024-25	NCSU	34-23	754/22.2	91-175	.520	10-37	.270	31-43	.721	70	96	166	4.9	50-0	16	30	22	10	223	6.6
2025-26	NCSU	22-22	674/30.6	106-197	.538	18-51	.353	31-47	.660	64	106	170	7.7	40-1	21	29	31	13	261	11.9
TOTAL		56-45	1428/25.5	197-372	.530	28-88	.318	62-90	.689	134	202	336	6.0	90-1	37	59	53	23	484	8.6



35 Zoe Brooks | Jr. | 5-10 | G | Plainfield, N.J. (Saint John Vianney)

CAREER STATS

POINTS		
ACC	37 - at Virginia	(1/24/26)
NCAAT	21 - vs. LSU	(3/28/25)
Season	37 - at Virginia	(1/24/26)
Career	37 - at Virginia	(1/24/26)
REBOUNDS		
ACC	11 - vs. Boston College	(1/5/25)
NCAAT	9 - vs. Tennessee	(3/25/24)
Season	11 (2x) - Last: vs. USC	(11/9/25)
Career	12 - vs. Liberty	(12/10/24)
FG MADE		
ACC	9 (2x) - Last: at SMU	(3/2/25)
NCAAT	9 - vs. LSU	(3/28/25)
Season	10 (2x) - Last: vs. Oklahoma	(12/3/25)
Career	10 (2x) - Last: vs. Oklahoma	(12/3/25)
FG ATTEMPTED		
ACC	21 - vs. Notre Dame	(2/23/25)
NCAAT	21 - vs. LSU	(3/28/25)
Season	22 - at Oklahoma	(12/3/25)
Career	22 - at Oklahoma	(12/3/25)
3FG MADE		
ACC	2 (6x) - Last: at Virginia	(1/24/26)
NCAAT	1 (2x) - Last: vs. Vermont	(3/22/25)
Season	2 - at Virginia	(1/24/26)
Career	2 (10x) - Last: at Virginia	(1/24/26)
3FG ATTEMPTED		
ACC	5 (2x) - Last: vs. SMU	(1/11/26)
NCAAT	4 - vs. Vermont	(3/22/25)
Season	5 (3x) - Last: vs. SMU	(1/11/26)
Career	6 - vs. ETSU	(11/5/24)
FT MADE		
ACC	19 - at Virginia	(1/24/26)
NCAAT	8 - vs. Texas	(3/31/24)
Season	19 - at Virginia	(1/24/26)
Career	19 - at Virginia	(1/24/26)
FT ATTEMPTED		
ACC	20 - at Virginia	(1/24/26)
NCAAT	10 - vs. Texas	(3/31/24)
Season	20 - at Virginia	(1/24/26)
Career	20 - at Virginia	(1/24/26)
ASSISTS		
ACC	9 (3x) - Last: at Wake Forest	(1/15/26)
NCAAT	5 (2x) - Last: vs. LSU	(3/28/25)
Season	9 - at Wake Forest	(1/15/26)
Career	11 - at Old Dominion	(12/20/23)
STEALS		
ACC	6 - at Virginia Tech	(2/8/26)
NCAAT	3 (3x) - vs. South Carolina	(4/5/24)
Season	6 - at Virginia Tech	(2/8/26)
Career	6 - at Virginia Tech	(2/8/26)
BLOCKS		
ACC	3 (2x) - Last: vs. SMU	(1/11/26)
NCAAT	1 (3x) - Last: vs. LSU	(3/28/25)
Season	3 - vs. SMU	(1/11/26)
Career	3 (3x) - Last: vs. SMU	(1/11/26)
MINUTES		
ACC	48 - vs. Notre Dame	(2/23/25)
NCAAT	36 - vs. LSU	(3/28/25)
Season	42 - at Virginia	(1/24/26)
Career	48 - vs. Notre Dame	(2/23/25)

SEASON STATS

GP/GS	PPG	RPG	FG%	3FG%	FT%	APG	BPG	SPG	MPG
24/24	16.2	5.0	.415	.216	.859	4.7	0.4	1.5	33.2

GAME NOTES

- Coming off 25 points, five rebounds, five assists and career-high six steals at Virginia Tech
- Recorded 27 points w/ 7-of-11 from FG and 12-of-12 from FT with seven assists at Boston College
- Logged career-high 37 points w/ five rebounds and five assists at Virginia; 37 points was most scored by member of the Pack since 1998 & her 19 free throws made & 20 attempts broke school & JPY Arena records
- Became 41st member of 1K club vs. Davidson & is No. 29 on the all-time scoring list (1,214) & 12 in assists (368)
- Ranked second in FT%, fourth ast/to ratio (2.07), fifth in scoring, sixth in assists/game & 15th in FG% in the ACC
- Tabbed to Nancy Lieberman Point Guard of the Year Midseason Top 10 Watchlist & ACC & USBWA POW (1/26-27)
- Named the ACC Most Improved Player, first time in school history, as well as an All-ACC First Team selection, ACC All-Tournament First Team choice and WBCA All-America Honorable Mention honors
- Registered career-high 33 points (14-of-14 FT) w/ 10 rebounds for double-double & three assists vs. No. 1 Notre Dame

FASTBREAK

- Changed her hair this year and got rid of the bun
- Looking to improve 3-point shot and improve in assist/turnover ratio this year
- Goals are to win ACC and National Championship and ACC Player of the Year
- Can solve a rubiks cube and has two dogs, Benji and Theo
- Father, Maurice, works for the NBA as an editor

2025-26 STATS

Opponent	Date	GS	MIN	Total		3-Pointers		Free throws		Rebounds			PF	A	TO	BLK	STL	PTS	AVG		
				FG-FGA	PCT	3FG-3FGA	PCT	FT-FTA	PCT	OFF	DEF	TOT								AVG	
vs Tennessee	11/04/2025	*	39:21	4-13	.308	0-0	.000	5-7	.714	3	8	11	11.0	1	5	3	1	1	13	13.0	
vs Southern California	11/09/2025	*	38:58	10-20	.500	0-2	.000	4-5	.800	2	9	11	11.0	2	6	6	0	1	24	18.8	
Maine	11/11/2025	*	27:59	4-8	.500	1-1	1.000	5-5	1.000	1	8	9	10.3	0	1	1	0	2	14	17.0	
TCU	11/16/2025	*	36:06	2-13	.154	0-3	.000	2-4	.500	1	9	10	10.3	2	6	1	0	0	6	14.3	
Coastal Carolina	11/19/2025	*	36:43	5-13	.385	1-5	.200	2-4	.500	2	4	6	9.4	2	8	4	1	1	13	14.0	
Rhode Island	11/23/2025	*	35:47	4-9	.444	0-0	.000	0-0	.000	0	2	2	8.2	4	4	1	0	1	8	13.0	
vs Green Bay	11/27/2025	*	35:57	8-19	.421	0-3	.000	5-7	.714	0	3	3	7.4	1	7	2	0	2	21	14.1	
vs Southern Miss.	11/28/2025	*	23:32	7-14	.500	0-1	.000	0-0	.000	1	2	3	6.9	1	5	1	0	4	14	14.1	
at Oklahoma	12/03/2025	*	38:13	10-22	.455	0-2	.000	5-7	.714	0	2	2	6.3	5	2	3	0	0	25	15.3	
Seton Hall	12/07/2025	*	35:10	3-13	.231	1-5	.200	0-1	.000	2	4	6	6.3	3	5	3	0	0	7	14.5	
at Miami (FL)	12/14/2025	*	23:30	3-13	.385	0-1	.000	1-3	.333	3	4	7	6.4	2	3	2	0	0	11	14.2	
Georgia Tech	12/18/2025	*	22:04	4-9	.444	0-2	.000	2-2	1.000	0	3	3	6.1	0	2	1	1	1	10	13.8	
at Davidson	12/21/2025	*	35:22	6-15	.400	0-2	.000	2-2	1.000	0	5	5	6.0	2	2	1	0	0	14	13.8	
Stanford	01/01/2026	*	33:17	6-13	.462	1-1	1.000	5-5	1.000	1	2	3	5.8	1	6	3	0	3	18	14.1	
California	01/04/2026	*	35:11	8-16	.500	0-1	.000	3-4	.750	1	3	4	5.7	4	3	3	0	4	19	14.5	
at Clemson	01/08/2026	*	38:46	4-11	.364	1-2	.500	6-7	.857	1	3	4	5.6	3	6	2	1	0	15	14.4	
SMU	01/11/2026	*	21:57	4-11	.364	1-5	.200	2-2	1.000	0	2	2	5.4	0	3	0	0	1	11	14.3	
at Wake Forest	01/15/2026	*	29:20	4-9	.444	1-2	.500	7-8	.875	1	2	3	5.2	0	9	0	0	1	16	14.4	
Louisville	01/18/2026	*	35:14	5-14	.357	1-2	.500	8-8	1.000	2	4	6	5.3	3	5	5	0	2	19	14.6	
at Virginia	01/24/2026	*	42:08	8-15	.533	2-2	1.000	19-20	.950	1	4	5	5.3	3	5	3	1	1	37	15.8	
at Boston College	01/29/2026	*	33:10	7-11	.636	1-4	.250	12-12	1.000	1	2	3	5.1	1	7	4	1	1	27	16.3	
North Carolina	02/02/2026	*	36:09	3-11	.273	0-2	.000	2-2	1.000	0	1	1	5.0	3	4	1	0	3	8	15.9	
Florida St.	02/05/2026	*	27:17	4-10	.400	0-2	.000	6-6	1.000	1	4	5	5.0	1	3	1	0	1	14	15.5	
at Virginia Tech	02/08/2026	*	36:49	6-14	.429	0-1	.000	13-14	.929	1	4	5	5.0	1	5	3	0	6	25	16.2	
Totals			24	797:60	131-316	.415	11-51	.216	116-135	.859	25	94	119	5.0	45	112	54	9	35	389	16.2

Player Averages

Games Played	Minutes/game	Points/game	FG Pct	3FG Pct	FT Pct	Rebounds/game	Assists/game	Turnovers/game	Assist/Turnover ratio	Steals/game	Blocks/game
24	33.2	16.2	41.5	21.6	85.9	5.0	4.7	2.3	2.1	1.5	0.4

NOTABLE STATS

STAT	23-24	24-25	25-26	Career
Double Figure Pts.	18	28	20	66
Double Figure Rebs.	1	2	3	6
Double-Doubles	2	2	2	6
5+ Assists	9	9	14	32
3+ Blocks	1	1	1	3
3+ Steals	8	5	5	18
Led Team in Pts.	1	9	7	17
Led Team in Rebs.	1	4	1	6
Led Team in Assists	14	16	16	46
20+ Points	-	4	6	10
30+ Points	-	1	1	2

CAREER STATS

			Field Goals		3-Point		F-Throws		Rebounds				Scoring							
SEASON	TEAM	GP-GS	MIN/AVG	FG-FGA	FG%	3FG-3FGA	3FG%	FT-FTA	FT%	OFF	DEF	TOT	AVG	PF-FO	A	TO	BLK	STL	PTS	AVG
2023-24	NCSU	38-7	1004/26.4	127-306	.415	12-65	.185	75-105	.714	22	123	145	3.8	69-1	130	72	20	55	341	9.0
2024-25	NCSU	34-34	1082/31.8	184-398	.462	20-71	.282	96-127	.756	21	138	159	4.7	61-0	126	73	18	45	484	14.2
2025-26	NCSU	24-24	798/33.2	131-316	.415	11-51	.216	116-135	.859	25	94	119	5.0	45-1	112	54	9	35	389	16.2
TOTAL		96-65	2884/30.0	442-1020	.433	43-187	.230	287-367	.782	68	355	423	4.4	175-2	368	199	47	135	1214	12.6



42

Mallory Collier | Jr. | 6-3 | C | Millington, Tenn. (Bartlett)

CAREER STATS

POINTS	
ACC	8 - at Stanford (1/12/25)
NCAAT	1 - vs. South Carolina (4/5/24)
Season	7 - vs. Southern Miss (11/28/25)
Career	10 - vs. Cincinnati (11/23/23)
REBOUNDS	
ACC	4 - at Louisville (12/15/24)
NCAAT	1 - vs. South Carolina (4/5/24)
Season	3 (2x) - Last: vs. Florida State (2/5/26)
Career	9 - vs. Ole Miss (12/5/24)
FG MADE	
ACC	4 - at Stanford (1/12/25)
NCAAT	1 - vs. South Carolina (4/5/24)
Season	3 - vs. Southern Miss (11/28/25)
Career	4 (2x) - Last: at Stanford (1/12/25)
FG ATTEMPTED	
ACC	5 (2x) - Last: vs. Virginia Tech (1/26/25)
NCAAT	1 - vs. South Carolina (4/5/24)
Season	6 - vs. Southern Miss (11/28/25)
Career	6 (4x) - Last: vs. Southern Miss (11/28/25)
3FG MADE	
ACC	
NCAAT	
Season	
Career	
3FG ATTEMPTED	
ACC	
NCAAT	
Season	
Career	
FT MADE	
ACC	2 (2x) - Last: at Miami (12/14/25)
NCAAT	2 - at Miami (12/14/25)
Season	2 - at Miami (12/14/25)
Career	4 - vs. Cincinnati (11/24/23)
FT ATTEMPTED	
ACC	2 (5x) - Last: at Miami (12/14/25)
NCAAT	1 - vs. Cal (1/4/26)
Season	2 (2x) - Last: at Miami (12/14/25)
Career	6 - vs. Cincinnati (11/24/23)
ASSISTS	
ACC	1 (4x) - Last: vs. SMU (1/11/26)
NCAAT	1 - vs. SMU (1/11/26)
Season	1 - vs. SMU (1/11/26)
Career	1 (7x) - Last: vs. SMU (1/11/26)
STEALS	
ACC	1 (3x) - Last: vs. California (1/4/26)
NCAAT	1 - vs. Cal (1/4/26)
Season	1 - vs. Cal (1/4/26)
Career	2 - vs. Kentucky (11/23/23)
BLOCKS	
ACC	1 (2x) - Last: vs. Pittsburgh (1/16/25)
NCAAT	1 - vs. Florida State (2/5/26)
Season	2 (2x) - Last: vs. Madison (12/19/24)
Career	
MINUTES	
ACC	22 - at Louisville (12/15/24)
NCAAT	4 (2x) - Last: vs. Michigan State (3/24/25)
Season	16 - vs. Southern Miss (11/28/25)
Career	28 - vs. Ole Miss (12/5/24)

NOTABLE STATS

STAT	23-24	24-25	25-26	Career
Double Figure Pts.	1	-	-	1
Double Figure Rebs.	-	-	-	-
Double-Doubles	-	-	-	-
5+ Assists	-	-	-	-
3+ Blocks	-	-	-	-
3+ Steals	-	-	-	-
Led Team in Pts.	-	-	-	-
Led Team in Rebs.	-	2	-	2
Led Team in Asts.	-	-	-	-
20+ Points	-	-	-	-
30+ Points	-	-	-	-

SEASON STATS

GP/GS	PPG	RPG	FG%	3FG%	FT%	APG	BPG	SPG	MPG
13/0	2.1	1.2	.542	-	.750	0.1	0.1	0.1	7.1

GAME NOTES

- Played first game back in nearly a month, finishing with four points, three boards and one block vs. Florida State
- Finished with a season-high seven points w/ two boards vs. Southern Miss
- Made 29 appearances with 3.1 points/game off 57.3 percent shooting with 2.3 rebounds/game as sophomore
- Registered eight points twice, including at Stanford off 4-of-5 shooting in just eight minutes played
- Tallied a team-high nine rebounds in a career-high 28 minutes played vs. Ole Miss
- As a freshman, played in 22 games off the bench to average 6.3 minutes per game
- Finished with double-digit scoring game with 10 points and four boards vs. Cincinnati
- Ranked the No. 55 player in the class of 2023 by ESPN and was a McDonald's All-America Game nominee

FASTBREAK

- Worked on getting stanima up this offseason, staying with S&C Coach Felipe to get in shape
- Did not want to transfer and knew she could do all the work she needed to here
- Wants to win again with an ACC Championship and National Championship
- Self-proclaimed best tiktok on the team
- Loves to get hair and nails done and has a dog named Bella

2025-26 STATS

Opponent	Date	GS	MIN	Total		3-Pointers		Free throws		Rebounds				PF	A	TO	BLK	STL	PTS	AVG	
				FG-FGA	PCT	3FG-3FGA	PCT	FT-FTA	PCT	OFF	DEF	TOT	AVG								
Maine	11/11/2025		07:26	2-2	1.000	0-0	.000	0-0	.000	1	0	1	1.0	1	0	0	0	0	4	4.0	
TCU	11/16/2025		03:12	1-2	.500	0-0	.000	0-0	.000	0	0	0	0.5	0	0	0	0	0	2	3.0	
Coastal Carolina	11/19/2025		08:03	2-3	.667	0-0	.000	0-0	.000	0	2	2	1.0	3	0	0	0	0	4	3.3	
vs Green Bay	11/27/2025		05:15	1-1	1.000	0-0	.000	0-0	.000	2	1	3	1.5	1	0	1	0	0	2	3.0	
vs Southern Miss.	11/28/2025		15:31	3-6	.500	0-0	.000	1-2	.500	1	1	2	1.6	1	0	1	0	0	7	3.8	
Seton Hall	12/07/2025		04:19	0-0	.000	0-0	.000	0-0	.000	0	1	1	1.5	0	0	0	0	0	0	3.2	
at Miami (FL)	12/14/2025		06:39	0-1	.000	0-0	.000	2-2	1.000	1	0	1	1.4	1	0	1	0	0	2	3.0	
Georgia Tech	12/18/2025		08:45	0-1	.000	0-0	.000	0-0	.000	0	1	1	1.4	0	0	1	0	0	0	2.6	
Stanford	01/01/2026		03:54	1-1	1.000	0-0	.000	0-0	.000	0	0	0	1.2	0	0	1	0	0	2	2.6	
California	01/04/2026		06:15	0-1	.000	0-0	.000	0-0	.000	0	1	1	1.2	0	0	0	0	0	1	0	2.3
SMU	01/11/2026		08:40	1-2	.500	0-0	.000	0-0	.000	1	0	1	1.2	0	1	0	0	0	2	2.3	
at Wake Forest	01/15/2026		00:58	0-0	.000	0-0	.000	0-0	.000	0	0	0	1.1	0	0	0	0	0	0	0	2.1
Florida St.	02/05/2026		12:56	2-4	.500	0-0	.000	0-0	.000	1	2	3	1.2	3	0	0	1	0	4	2.2	
Totals		0	91:53	13-24	.542	0-0	.000	3-4	.750	7	9	16	1.2	10	1	5	1	1	29	2.2	

Player Averages

Games Played	Minutes/game	Points/game	FG Pct	3FG Pct	FT Pct	Rebounds/game	Assists/game	Turnovers/game	Assist/Turnover ratio	Steals/game	Blocks/game
13	7.1	2.2	54.2	0.0	75.0	1.2	0.1	0.4	0.2	0.1	0.1

CAREER STATS

				Field Goals		3-Point		F-Throws		Rebounds									Scoring	
SEASON	TEAM	GP-GS	MIN/AVG	FG-FGA	FG%	3FG-3FGA	3FG%	FT-FTA	FT%	OFF	DEF	TOT	AVG	PF-FO	A	TO	BLK	STL	PTS	AVG
2023-24	NCSU	22-0	139/6.3	18-31	.581	0-0	.000	9-16	.563	15	24	39	1.8	20-0	2	9	5	2	45	2.0
2024-25	NCSU	29-11	330/11.4	43-75	.573	0-0	.000	4-20	.200	37	31	68	2.3	48-0	4	26	5	4	90	3.1
2025-26	NCSU	13-0	92/7.1	13-24	.542	0-0	.000	3-4	.750	7	9	16	1.2	10-0	1	5	1	1	29	2.2
TOTAL		64-11	560/8.8	74-130	.569	0-0	.000	16-40	.400	59	64	123	1.9	78-0	7	40	11	7	164	2.6

OVERALL STATS

Game Records

Record	Overall	Home	Away	Neutral
ALL GAMES	17-7	8-4	6-2	3-1
CONFERENCE	10-3	5-2	5-1	0-0
NON-CONFERENCE	7-4	3-2	1-1	3-1

Score by Periods

Team	1st	2nd	3rd	4th	OT	TOT
NC State	512	432	485	425	27	1881
Opponents	365	355	395	430	38	1583

Team Box Score

No.	Player				Total		3-Point		F-Throw		Rebounds													
		GP-GS	MIN	AVG	FG-FGA	FG%	3FG-3FGA	3FG%	FT-FTA	FT%	OFF	DEF	TOT	AVG	PF	DQ	A	TO	BLK	STL	PTS	AVG		
12	PIERRE, Khamil	24-23	753:51	31.4	176-331	.532	1-6	.167	42-63	.667	82	209	291	12.1	41	0	36	57	16	23	395	16.5		
35	BROOKS, Zoe	24-24	797:60	33.2	131-316	.415	11-51	.216	116-135	.859	25	94	119	5.0	45	1	112	54	9	35	389	16.2		
3	JONES, Zamareya	23-22	725:53	31.6	127-297	.428	58-145	.400	33-42	.786	5	76	81	3.5	46	0	83	42	8	29	345	15.0		
18	TRYGGER, Tilda	22-22	673:49	30.6	106-197	.538	18-51	.353	31-47	.660	64	106	170	7.7	40	1	21	29	31	13	261	11.9		
2	SAMUELS, Qadence	24-20	610:43	25.4	53-150	.353	22-86	.256	20-25	.800	30	85	115	4.8	33	0	35	22	6	14	148	6.2		
7	LUNAN, Destiny	23-0	390:10	17.0	43-106	.406	17-44	.386	22-31	.710	5	33	38	1.7	38	0	29	34	4	17	125	5.4		
0	QUIGLEY, Devyn	21-6	350:25	16.7	31-82	.378	9-41	.220	4-8	.500	12	36	48	2.3	19	0	20	15	1	10	75	3.6		
11	AWOU, Lorena	3-0	24:03	8.0	5-11	.455	0-0	.000	0-3	.000	6	4	10	3.3	4	0	0	4	2	1	10	3.3		
11	COX, Maddie	24-3	377:03	15.7	26-67	.388	11-33	.333	12-14	.857	13	59	72	3.0	20	0	19	17	10	11	75	3.1		
10	JERNIGAN, Adelaide	12-0	79:10	6.6	12-35	.343	5-23	.217	0-1	.000	1	6	7	0.6	6	0	1	1	0	1	29	2.4		
42	COLLIER, Mallory	13-0	91:53	7.1	13-24	.542	0-0	.000	3-4	.750	7	9	16	1.2	10	0	1	5	1	1	29	2.2		
Team											48	52	100					3						
Total		24	4875		723-1616	.447	152-480	.317	283-373	.759	298	769	1067	44.5	302	2	357	283	88	155	1881	78.4		
Opponents		24	4875		621-1609	.386	175-604	.290	166-249	.667	245	633	878	36.6	375	2	279	302	78	162	1583	66.0		

Team Statistics

	NCSU	OPP
Scoring	1881	1583
Points per game	78.4	66.0
Scoring margin	+12.4	-
Field goals-att	723-1616	621-1609
Field goal pct	.447	.386
3 point fg-att	152-480	175-604
3-point FG pct	.317	.290
3-pt FG made per game	6.3	7.3
Free throws-att	283-373	166-249
Free throw pct	.759	.667
F-Throws made per game	11.8	6.9
Rebounds	1067	878
Rebounds per game	44.5	36.6
Rebounding margin	+7.9	-
Assists	357	279
Assists per game	14.9	11.6
Turnovers	283	302
Turnovers per game	11.8	12.6
Turnover margin	+0.8	-
Assist/turnover ratio	1.3	0.9
Steals	155	162
Steals per game	6.5	6.8
Blocks	88	78
Blocks per game	3.7	3.3
Winning streak	2	-
Home win streak	1	-
Attendance	60600	18966
Home games-Avg/Game	12-5050	8-2371
Neutral site-Avg/Game	-	4-2535

Team Results

Date	Opponent		Score	Att.
11/04/2025	vs Tennessee	W	80-77	4731
11/09/2025	vs Southern California	L	68-69	5208
11/11/2025	Maine	W	66-47	4575
11/16/2025	TCU	L	59-69	5500
11/19/2025	Coastal Carolina	W	71-58	4513
11/23/2025	Rhode Island	L	63-68	4705
11/27/2025	vs Green Bay	W	79-67	200
11/28/2025	vs Southern Miss.	W	110-56	0
12/03/2025	at Oklahoma	Lot	98-103	4614
12/07/2025	Seton Hall	W	61-53	4789
12/14/2025	at Miami (FL)	W	87-61	744
12/18/2025	Georgia Tech	W	87-58	4432
12/21/2025	at Davidson	W	68-59	1521
01/01/2026	Stanford	W	74-46	5500
01/04/2026	California	W	71-60	5113
01/08/2026	at Clemson	L	65-75	861
01/11/2026	SMU	W	91-54	5500
01/15/2026	at Wake Forest	W	95-77	1858
01/18/2026	Louisville	Lot	80-88	5500
01/24/2026	at Virginia	Wot	78-76	4291
01/29/2026	at Boston College	W	106-84	623
02/02/2026	North Carolina	L	59-61	5500
02/05/2026	Florida St.	W	83-55	4973
02/08/2026	at Virginia Tech	W	82-62	4454

ACC STATS

Game Records

Record	Overall	Home	Away	Neutral
ALL GAMES	10-3	5-2	5-1	0-0
CONFERENCE	10-3	5-2	5-1	0-0
NON-CONFERENCE	0-0	0-0	0-0	0-0

Score by Periods

Team	1st	2nd	3rd	4th	OT	TOT
NC State	302	244	257	237	18	1058
Opponents	209	190	188	246	24	857

Team Box Score

No.	Player				Total		3-Point		F-Throw		Rebounds											
		GP-GS	MIN	AVG	FG-FGA	FG%	3FG-3FGA	3FG%	FT-FTA	FT%	OFF	DEF	TOT	AVG	PF	DQ	A	TO	BLK	STL	PTS	AVG
12	PIERRE, Khamil	13-13	423:21	32.6	102-181	.564	1-4	.250	27-38	.711	34	114	148	11.4	24	0	20	31	7	13	232	17.8
35	BROOKS, Zoe	13-13	414:52	31.9	68-157	.433	8-27	.296	86-93	.925	13	38	51	3.9	22	0	61	28	7	23	230	17.7
3	JONES, Zamareya	12-11	391:08	32.6	70-152	.461	37-78	.474	14-15	.933	3	30	33	2.8	22	0	43	22	6	15	191	15.9
18	TRYGGER, Tilda	12-12	363:55	30.3	62-111	.559	10-26	.385	12-19	.632	29	59	88	7.3	21	0	12	16	19	6	146	12.2
2	SAMUELS, Qadence	13-11	340:15	26.2	35-84	.417	12-46	.261	10-14	.714	20	50	70	5.4	14	0	24	11	1	9	92	7.1
7	LUNAN, Destiny	13-0	246:26	19.0	27-71	.380	9-26	.346	13-17	.765	5	19	24	1.8	22	0	19	16	4	10	76	5.8
0	QUIGLEY, Devyn	10-4	159:50	16.0	14-35	.400	4-18	.222	3-4	.750	4	18	22	2.2	6	0	12	4	0	3	35	3.5
11	COX, Maddie	13-1	216:42	16.7	10-31	.323	4-15	.267	5-6	.833	6	33	39	3.0	12	0	12	10	4	7	29	2.2
10	JERNIGAN, Adelaide	8-0	45:25	5.7	7-20	.350	3-12	.250	0-1	.000	1	2	3	0.4	2	0	0	0	0	0	17	2.1
42	COLLIER, Mallory	7-0	48:07	6.9	4-10	.400	0-0	.000	2-2	1.000	3	4	7	1.0	4	0	1	3	1	1	10	1.4
Team											23	31	54					3				
Total		13	2650		399-852	.468	88-252	.349	172-209	.823	141	398	539	41.5	149	0	204	144	49	87	1058	81.4
Opponents		13	2650		334-852	.392	99-317	.312	90-132	.682	131	329	460	35.4	203	2	163	177	40	85	857	65.9

Team Statistics

	NCSU	OPP
Scoring	1058	857
Points per game	81.4	65.9
Scoring margin	+15.5	-
Field goals-att	399-852	334-852
Field goal pct	.468	.392
3 point fg-att	88-252	99-317
3-point FG pct	.349	.312
3-pt FG made per game	6.8	7.6
Free throws-att	172-209	90-132
Free throw pct	.823	.682
F-Throws made per game	13.2	6.9
Rebounds	539	460
Rebounds per game	41.5	35.4
Rebounding margin	+6.1	-
Assists	204	163
Assists per game	15.7	12.5
Turnovers	144	177
Turnovers per game	11.1	13.6
Turnover margin	+2.5	-
Assist/turnover ratio	1.4	0.9
Steals	87	85
Steals per game	6.7	6.5
Blocks	49	40
Blocks per game	3.8	3.1
Winning streak	2	-
Home win streak	1	-
Attendance	36518	12831
Home games-Avg/Game	7-5217	6-2139
Neutral site-Avg/Game	-	0-0

Team Results

Date	Opponent		Score	Att.
12/14/2025	at Miami (FL)	W	87-61	744
12/18/2025	Georgia Tech	W	87-58	4432
01/01/2026	Stanford	W	74-46	5500
01/04/2026	California	W	71-60	5113
01/08/2026	at Clemson	L	65-75	861
01/11/2026	SMU	W	91-54	5500
01/15/2026	at Wake Forest	W	95-77	1858
01/18/2026	Louisville	Lot	80-88	5500
01/24/2026	at Virginia	Wot	78-76	4291
01/29/2026	at Boston College	W	106-84	623
02/02/2026	North Carolina	L	59-61	5500
02/05/2026	Florida St.	W	83-55	4973
02/08/2026	at Virginia Tech	W	82-62	4454

BOX SCORES

GAME 1 - NOV. 4, 2025 - #9/8 NC STATE 80, #8/9 TENNESSEE 77



Official Basketball Box Score - Final
Tennessee at NC State
11/04/25 First Horizon Coliseum, Greensboro
Ro Greensboro Invitational

Game Time: 4:00 PM
Game Duration: 2:03
Attendance: 4,731

Officials: Pubani Spruick, Tiffany Bird, Eric Brewton

Tennessee - 77		Record: 0-1													Shooting By Period			
NO. Name	Min	FG M-A	3P M-A	FT M-A	Rebounds OR DR TOT	Fouls PF FD	TP	AS	TO	ST	Blocks BS BA	+/-	1 st FG	2 nd FG	3 rd FG	4 th FG		
0 Janiah Barker	F 24:06	6-11	3-5	0-0	0 2 2	2 0 15	0	3	1	0	0	-9	3PT: 1	9-22	40.0%			
11 Zee Spearman	F 29:40	1-8	0-3	1-2	3 6 9	3 4 3	0	2	0	2	1	-4	FT: 2	2	100%			
1 Nya Robertson	G 16:29	3-9	1-4	0-0	3 3 6	2 0 7	2	2	0	0	2	4	2 nd FG:	9-20	45.0%			
13 Mia Pualdo	G 27:31	4-12	1-8	1-2	1 5 6	3 1 10	1	1	0	0	0	2	1 st FG:	28-51	54.9%			
55 Talaysia Cooper	G 30:44	9-17	2-7	3-4	2 9 11	2 2 23	7	1	3	1	0	6	FT:	0-0	0%			
25 Deniya Prawl	22:08	1-6	0-2	0-0	2 1 3	1 0 2	2	2	2	1	0	-7	1 st FG:	6-17	35.3%			
33 Alyssa Latham	16:25	2-4	0-1	0-0	1 1 2	0 0 4	0	0	0	0	1	0	3PT:	1-7	14.3%			
8 Jersey Wollenbarger	09:53	0-1	0-0	0-2	0 1 3	1 4 1	0	0	0	0	0	1	FT:	5-10	50%			
12 Mya Pualdo	02:06	0-0	0-0	0-0	0 0 0	2 0 0	1	0	0	0	0	1	4 th FG:	6-18	33.3%			
15 Jaida Civil	12:43	4-7	2-2	3-4	1 3 4	3 2 13	0	0	0	0	1	-3	3PT:	2-9	22.2%			
4 Kaniya Boyd	06:16	0-2	0-1	0-0	0 0 0	1 0 0	1	0	1	0	0	-14	FT:	1-2	50%			
Team					3 1 4	0 0 0	0						GM FG:	37-77	39.0%			
Totals		30-77	9-33	8-14	16	32	48	23	10	7	14	11	3PT:	3-37	27.3%			

NC State - 80		Record: 1-0		Dead Ball Rebounds: 4												
NO. Name	Min	FG M-A	3P M-A	FT M-A	Rebounds OR DR TOT	Fouls PF FT	TP	AS	TO	ST	Blocks BS BA	+/-	Shooting By Period			
12 Khamli Pierre	F 35:59	9-19	0-2	3-5	3 11 14	1 7 21	0	2	3	1	1	1	1st FG% 10-20 50.0%			
18 Tilda Trygger	F 37:16	8-13	1-3	2-3	5 3 8	0 2 19	2	0	2	2	0	7	FT% 3-5 63.3%			
2 Oadence Samuels	G 29:56	1-8	1-4	1-2	1 2 3	2 1 4	2	0	0	0	1	0	2nd FG% 5-18 27.8%			
3 Zamareya Jones	G 34:09	6-14	2-4	4-4	0 3 3	3 4 18	5	1	1	1	0	2	3PT% 0-3 0.0%			
35 Zoe Brooks	G 39:21	4-13	0-0	5-7	3 8 11	1 5 13	5	3	1	1	1	7	FT% 5-5 100.0%			
0 Devyn Quigley	05:04	0-2	0-2	0-0	0 1 1	1 0 0	0	1	0	0	0	-13	3rd FG% 10-19 52.6%			
7 Destiny Lunan	10:09	2-4	1-1	0-0	0 1 1	2 5 1	3	0	0	0	0	0	3PT% 1-3 33.3%			
11 Maddie Cox	06:45	0-1	0-0	0-0	0 1 1	1 0 0	0	0	0	0	0	-2	FT% 2-5 40.0%			
10 Adelaide Jernigan	01:21	0-2	0-1	0-0	0 0 0	0 1 0	0	0	1	0	0	0	4th FG% 15-19 26.3%			
Team					3 3 6	0 0 0	0	0					3PT% 2-5 40.0%			
Totals		30-76	5-17	15-21	15	33	48	10	22	80	16	10	7	5	4	3
Major Fouls: NONE																
Dead Ball Rebounds: 5, 0																

	TENN	NCSU	Points from		TENN	NCSU	Period by Period Scoring				
Biggest lead	10 (2 nd 3:33)	8 (3 rd 5:06)	Turnovers	16	9	1st	2nd	3rd	4th	TOT	
Best Scoring Run	12 (2 nd 7:28)	11 (3 rd 5:06)	Paint	38	38	TENN	24	20	18	15	77
Lead Changes		11	Second Chance	17	17	NCSU	25	15	23	17	80
Times Tied		2	Fast Breaks	6	12						
Time with Lead	16:50	21:40	Bench	19	5						

GAME 2 - NOV. 9, 2025 - #18/16 USC 69, #9/8 NC STATE 68



Official Basketball Box Score - Final
Southern California at NC State
11/09/25 Spectrum Center, Charlotte
2025-26 Women's Basketball

Game Time: 3:00 PM
Game Duration: 1:56
Attendance: 5,208

Officials: Gina Cross, Melissa Barlow, Kristen Bell

Southern California - 69		Record: 2-6											
NO. Name	Min	FG M-A	3P M-A	FT M-A	Rebounds OR DR TOT	Fouls PF FD	TP	AS	TO	ST	Blocks BS BA	+/-	
8 Gerda Raulusalyte	F 23:14	2-3	0-0	1-2	0 2 2	1 2 5	0	0	1	1	0	0	9
9 Jazzy Davidson	G 34:23	8-23	3-9	2-2	1 3 4	2 2 21	4	1	3	5	0	8	
10 Mala Samuels	G 35:57	1-4	0-1	0-2	1 4 5	3 3 2	1	1	1	3	0	0	-4
11 Kennedy Smith	G 29:53	5-16	0-3	0-0	2 6 8	3 0 10	1	1	1	1	0	0	5
25 Kara Dunn	G 24:07	3-8	0-3	0-0	1 3 4	4 1 6	0	2	2	0	0	0	3
0 Vivian Iwuchukwu	07:12	0-2	0-0	0-0	0 3 3	2 0 0	0	0	0	0	1	1	-8
3 Londynn Jones	26:17	6-14	4-9	3-4	0 4 4	1 4 19	3	1	0	1	0	0	10
13 Dayana Mendes	09:21	1-4	0-1	0-0	0 1 1	0 1 0	2	1	0	0	0	0	-8
7 Yakiya Milton	04:51	0-0	0-0	0-0	1 0 1	0 0 0	1	0	0	0	0	0	4
6 Laura Williams	04:45	2-2	0-0	0-0	2 0 2	1 0 4	0	0	1	0	0	0	-4
Team					4 2 6	0 0 0	0	1	1	0	0	0	
Totals		28-76	7-26	6-10	12 28 40	17 13 69	11	7	11 6	1 1	1	1	
Major Fouls: NONE													
Dead Ball Rebounds: 3, 0													
Shooting By Period													
1st 3PT% 7-21 33.3%													
2nd 3PT% 2-8 25.0%													
3rd 3PT% 1-5 20.0%													
4th 3PT% 6-17 35.3%													
5th 3PT% 25.0%													
6th 3PT% 2-5 40.0%													
7th 3PT% 1-4 25.0%													
8th 3PT% 1-4 25.0%													
9th 3PT% 2-8 25.0%													
10th 3PT% 2-8 25.0%													
11th 3PT% 2-8 25.0%													
12th 3PT% 2-8 25.0%													
13th 3PT% 2-8 25.0%													
14th 3PT% 2-8 25.0%													
15th 3PT% 2-8 25.0%													
16th 3PT% 2-8 25.0%													
17th 3PT% 2-8 25.0%													
18th 3PT% 2-8 25.0%													
19th 3PT% 2-8 25.0%													
20th 3PT% 2-8 25.0%													
21st 3PT% 2-8 25.0%													
22nd 3PT% 2-8 25.0%													
23rd 3PT% 2-8 25.0%													
24th 3PT% 2-8 25.0%													
25th 3PT% 2-8 25.0%													
26th 3PT% 2-8 25.0%													
27th 3PT% 2-8 25.0%													
28th 3PT% 2-8 25.0%													
29th 3PT% 2-8 25.0%													
30th 3PT% 2-8 25.0%													
31st 3PT% 2-8 25.0%													
32nd 3PT% 2-8 25.0%													
33rd 3PT% 2-8 25.0%													
34th 3PT% 2-8 25.0%													
35th 3PT% 2-8 25.0%													
36th 3PT% 2-8 25.0%													
37th 3PT% 2-8 25.0%													
38th 3PT% 2-8 25.0%													
39th 3PT% 2-8 25.0%													
40th 3PT% 2-8 25.0%													
41st 3PT% 2-8 25.0%													
42nd 3PT% 2-8 25.0%													
43rd 3PT% 2-8 25.0%													
44th 3PT% 2-8 25.0%													
45th 3PT% 2-8 25.0%													
46th 3PT% 2-8 25.0%													
47th 3PT% 2-8 25.0%													
48th 3PT% 2-8 25.0%													
49th 3PT% 2-8 25.0%													
50th 3PT% 2-8 25.0%													
51st 3PT% 2-8 25.0%													
52nd 3PT% 2-8 25.0%													
53rd 3PT% 2-8 25.0%													
54th 3PT% 2-8 25.0%													
55th 3PT% 2-8 25.0%													
56th 3PT% 2-8 25.0%													
57th 3PT% 2-8 25.0%													
58th 3PT% 2-8 25.0%													
59th 3PT% 2-8 25.0%													
60th 3PT% 2-8 25.0%													
61st 3PT% 2-8 25.0%													
62nd 3PT% 2-8 25.0%													
63rd 3PT% 2-8 25.0%													
64th 3PT% 2-8 25.0%													
65th 3PT% 2-8 25.0%													
66th 3PT% 2-8 25.0%													
67th 3PT% 2-8 25.0%													
68th 3PT% 2-8 25.0%													
69th 3PT% 2-8 25.0%													
70th 3PT% 2-8 25.0%													
71st 3PT% 2-8 25.0%													
72nd 3PT% 2-8 25.0%													
73rd 3PT% 2-8 25.0%													
74th 3PT% 2-8 25.0%													
75th 3PT% 2-8 25.0%													
76th 3PT% 2-8 25.0%													
77th 3PT% 2-8 25.0%													
78th 3PT% 2-8 25.0%													
79th 3PT% 2-8 25.0%													
80th 3PT% 2-8 25.0%													
81st 3PT% 2-8 25.0%													
82nd 3PT% 2-8 25.0%													
83rd 3PT% 2-8 25.0%													
84th 3PT% 2-8 25.0%													
85th 3PT% 2-8 25.0%													
86th 3PT% 2-8 25.0%													
87th 3PT% 2-8 25.0%													
88th 3PT% 2-8 25.0%													
89th 3PT% 2-8 25.0%													
90th 3PT% 2-8 25.0%													
91st 3PT% 2-8 25.0%													
92nd 3PT% 2-8 25.0%													
93rd 3PT% 2-8 25.0%													
94th 3PT% 2-8 25.0%													
95th 3PT% 2-8 25.0%													
96th 3PT% 2-8 25.0%													
97th 3PT% 2-8 25.0%													
98th 3PT% 2-8 25.0%													
99th 3PT% 2-8 25.0%													
100th 3PT% 2-8 25.0%													

NC State - 68		Record: 1-1															Shooting Ball Rebounds: 3, 0		
NO. Name	Min	FG M-A	3P M-A	FT M-A	Rebounds OR DR TOT	Fouls PF FP	TP	AS	TO	ST	Blocks BS BA	+/-							
12 Khamli Pierre	F 36:00	4-16	0-0	2-2	10 8 18	0 5 10	2	3	1	0	1	-1	1 st PTM	8-21	38.1%				
18 Tilda Trygger	F 35:54	3-7	1-2	1-2	3 8 11	1 2 8	1	2	0	0	0	5	3PTM	2-5	40.0%				
2 Oadence Samuels	G 28:46	4-9	1-4	0-0	0 3 3	1 1 9	0	2	0	1	0	1	FTM	23	66.7%				
3 Zamareya Jones	G 19:45	3-9	2-5	0-2	0 1 1	4 3 8	0	2	0	0	0	-2	2 nd PTM	7-18	38.9%				
35 Zoe Brooks	G 38:58	10-20	0-2	4-5	2 9 11	2 6 24	6	6	1	0	3	-1	3PTM	0-4	0.0%				
0 Devyn Quigley	25:28	4-7	1-3	0-0	0 4 4	2 0 0	9	2	1	0	0	1	FTM	0-0	0.0%				
11 Maddie Cox	08:06	0-2	0-2	0-0	0 0 0	0 0 0	0	0	0	0	0	-6	3 rd PTM	9-18	50.0%				
7 Destiny Lunan	07:03	0-2	0-1	0-0	0 1 1	1 0 0	0	0	2	1	0	-4	3PTM	23	66.7%				
Team					2 3 5	0 0 0	0						FTM	4-5	80.0%				
Totals	28:71	5-19	7-11	17	37	54	13	17	68	11	18	3	1	6	-1				
Major Fouls: NONE																			

	USC		NCS		Points from		USC		NCS		Period by Period Scoring					
Biggest lead	4	(2 nd 6:18)	11	(4 th 9:48)	Turnovers	15	8				1st	2nd	3rd	4th	TOT	
Best Scoring Run	8	(2 nd 7:49)	11	(4 th 9:48)	Paint	36	38				USC	18	15	17	19	69
Lead Changes	13				Second Chance	15	8									
Times Tied	8				Fast Breaks	11	19				NCS	20	14	24	10	68
Time with Lead	08:30		25:15		Bench	25	9									

GAME 3 - NOV. 11, 2025 - #10/9 NC STATE 66, MAINE 47



Official Basketball Box Score - Final
Maine at NC State
11/11/25 Reynolds Coliseum, Raleigh
2025-26 Women's Basketball

Game Time: 7:00 PM
Game Duration: 1:47
Attendance: 4,579

Officials: Cameron Inouye, John Capolino, Ashlee Woods

Maine - 47		Record: 0-2		Game Log: Conference Games													
NO.	NAME	Min	FG M-A	3P M-A	FT M-A	Rebounds OR DR TOT	Fouls PF FD	TP	AS	TO	ST	Blocks BS BA	+/-	Shooting By Period			
33	Adrianna Smith	F 36:25	5-24	1-5	0-0	3 7 10	1 2 11	6	2	0	0	2	-19	1 st FG	2-14	14.3%	
45	Kalyiah Sain	F 34:41	3-13	3-11	0-0	0 6 6	3 2 9	1	1	1	1	0	-11	3P ¹	1-9	11.1%	
														FT	0	0%	
6	Asta Blauenfeldt	G 38:55	7-14	2-8	0-0	0 3 3	1 3 16	0	2	2	0	1	-19	2 nd FG	4-20	20.0%	
12	Sarah Talon	G 28:09	2-7	0-2	0-2	1 3 4	2 1 4	0	1	0	0	0	-18	3P ¹	1-7	14.3%	
32	Olivia Alvarez	G 26:46	0-3	0-3	0-0	0 1 1	3 0 0	0	2	1	0	0	-22	3P ¹	0-4	0%	
5	Amiyah Donaldson	10:29	0-1	0-1	0-0	0 1 1	0 0 0	0	0	0	1	0	0	3 rd FG	5-17	29.4%	
8	Lizzy Gruber	14:56	2-3	0-0	1-1	2 4 6	2 1 5	2	0	0	0	1	0	3P ²	2-7	28.6%	
23	Maddie Fitzpatrick	04:29	1-3	0-1	0-0	1 1 2	0 0 2	0	0	0	0	0	-9	FT	1-1	100%	
34	Mackenzie Mori	01:55	0-0	0-0	0-0	0 0 0	0 0 0	0	0	0	0	0	1	4 th FG	9-18	50.0%	
2	Emmie Streams	01:05	0-0	0-0	0-0	0 0 0	0 1 0	0	0	0	0	0	0	3P ²	2-9	22.2%	
3	Izzy Allen	01:05	0-0	0-0	0-0	0 0 0	0 0 0	0	0	0	0	0	0	FT	0	0%	
15	Abby Price	01:05	0-1	0-1	0-0	0 0 0	0 0 0	0	0	0	0	0	0	GM FG	20-69	29.0%	
Team						2 1 3	0 0 0	0						3P ³	9-35	18.6%	
														FT	1-3	33.3%	
Totals		20-69	6-32	1-3	0 27	36	12	10	47	9	8	5	1	6	Major Fouls: NONE		
														Dead Ball Rebounds: 1-1			

NC State - 66		Record: 2-1		Major Fouls: None										Shooting By Period: 1-1			
NO. Name	Min	FG M-A	3P M-A	FT M-A	Rebounds OR DR TOT	Fouls PF FD	TP	AS	TO	ST	Blocks BS BA	+/-	1 st FG	3-PT	FT	%	
12 Khamli Pierre	F 22:55	8-14	0-0	2-2	2 8 10	2 1 18	0	1	0	0	0	12	3PT%	1-5	20.0%		
18 Tilda Trygger	F 22:24	2-5	1-2	1-2	3 3 6	1 2 6	1	0	0	0	3	0	FT%	2-2	100%		
2 Oadence Samuels	G 21:42	0-4	0-3	0-0	1 2 3	0 0 1	0	2	1	0	0	13	2 nd FG	3-4	75%	46.7%	
3 Zamareya Jones	G 31:10	4-10	1-5	1-2	0 7 7	2 3 10	5	3	1	2	0	19	3PT%	0-4	0%	0.0%	
35 Zoe Brooks	G 27:59	4-8	1-1	5-5	1 8 9	0 3 14	1	1	2	0	0	23	FT%	5-7	71.4%		
7 Destiny Lunan	17:27	0-3	0-2	0-0	0 5 5	0 0 0	0	0	1	0	0	0	3 rd FG	3-17	17.6%	52.9%	
11 Madie Cox	12:58	2-4	0-1	0-0	1 2 3	0 1 4	2	0	0	0	0	-4	3PT%	1-6	16.7%	39.1%	
01 Devyn Quigg	16:56	2-6	0-3	0-0	1 4 5	2 0 4	0	0	2	1	0	7	FT%	2-2	100%		
10 Adelaide Jernigan	11:02	1-4	0-3	0-0	2 2 2	2 0 0	0	0	0	0	0	11	4 th FG	3-7	42.9%	17.1%	
42 Mallory Collier	7:26	2-2	0-0	1-0	1 1 0	1 0 4	0	0	0	0	0	2	3PT%	1-5	20.0%		
1 Lorena Awou	07:51	2-5	0-0	2-2	0 2 0	1 1 4	0	0	0	0	1	-2	FT%	0-0	0%	0.0%	
Team					1 0 1	0 0 0							GM FG%	27-67	40.3%		
Totals		27-67	3-20	9-11	43 54 104	12 66 14	9	5	6	1	0	19	3PT%	3-20	15.0%		
													Major Fouls: None				

GAME 25: NOTRE DAME

BOX SCORES

GAME 5 - NOV. 19, 2025 - #16/16 NC STATE 71, COASTAL 58



Official Basketball Box Score - Final
Coastal Carolina at NC State
11/19/25 Reynolds Coliseum, Raleigh
2025-26 Women's Basketball

Game Time: 6:00 PM
Game Duration: 2:03
Attendance: 4,513

Officials: Mark Berger, Krystle Aparicio, Nic Capel

Coastal Carolina - 58 Record: 2-4

NO. Name	Min	FG	3P	FT	Rebounds	Fouls	TP	AS	TO	ST	Blocks	BS	BA			
2 Tessa Grady	F 37:43	8-17	5-11	1-1	1	3	4	0	2	22	2	3	1	0	2	-11
13 Tracey Houston	F 32:25	5-17	0-2	3-3	3	8	11	4	6	13	0	3	0	0	2	-9
5 Kristin Williams	G 38:42	2-10	0-8	0-0	0	6	6	3	1	4	3	4	1	1	0	-11
7 Paige Bradley	G 40:00	2-9	1-5	2-3	0	2	2	2	5	7	3	2	0	0	1	-13
23 D'Yanis Jimenez	G 38:17	2-2	0-0	0-0	0	0	0	1	1	4	1	3	0	0	0	-6
15 Tateyoina Harris	01:22	0-0	0-0	0-0	0	0	0	0	0	0	0	0	0	0	0	-5
17 Kinsea Grimes	15:41	3-7	0-2	0-0	3	4	7	1	0	6	1	4	1	0	1	-6
1 Baylee Lowder	25:51	1-5	0-1	0-0	0	1	1	4	2	0	1	0	0	0	0	-4
Team					5	1	6	0	0	0	1					
Totals		23-67	6-29	6-7	12	25	37	14	16	58	10	21	5	1	6	-13

Major Fouls: NONE

Shooting By Period	
1 st FG%	31.7 17.5%
3PT%	1-8 12.5%
FT%	0-0 0%
2 nd FG%	2-14 14.3%
3PT%	0-8 0.0%
FT%	2-2 100%
3 rd FG%	10-17 58.8%
3PT%	3-4 75.0%
FT%	3-4 75%
4 th FG%	8-19 42.1%
3PT%	2-9 22.2%
FT%	1-1 100%
GM FG%	23-67 34.3%
3PT%	6-29 20.7%
FT%	6-7 85.7%

Dead Ball Rebounds: 0

NC State - 71 Record: 3-2

NO. Name	Min	FG	3P	FT	Rebounds	Fouls	TP	AS	TO	ST	Blocks	BS	BA	+	-	
11 Maddie Cox	F 32:08	4-7	3-6	0-0	2	1	3	1	0	11	1	2	2	1	1	13
12 Khamil Pierre	F 23:12	4-4	0-0	1-3	4	6	10	2	4	9	2	5	1	1	0	0
2 Qadence Samuels	G 19:29	3-11	1-7	1-1	2	5	7	0	2	8	0	1	0	1	0	-4
3 Zamareya Jones	G 30:53	5-11	1-4	2-2	0	6	6	2	2	13	8	3	4	0	0	19
35 Zoe Brooks	G 36:43	5-13	1-5	2-4	2	4	6	2	2	13	8	4	1	1	0	7
0 Devyn Quigley	18:38	1-3	1-1	0-2	1	3	4	0	1	3	0	1	1	0	0	20
42 Mallory Collier	08:03	2-3	0-0	0-0	2	2	3	0	4	0	0	0	0	0	0	8
7 Destiny Lunan	14:05	2-3	0-0	0-0	0	1	1	2	1	6	0	2	0	0	0	5
1 Lorena Awou	10:12	2-4	0-0	0-0	1	4	5	4	1	4	0	3	1	2	0	0
10 Adelaide Jernigan	06:37	0-3	0-3	0-0	0	0	0	1	0	1	0	0	0	0	0	-3
Team					0	1	1	0	0	0	0					
Totals		28-62	9-29	6-12	12	33	45	16	14	71	20	21	10	8	1	13

Major Fouls: NONE

CCU		NCSU	
Biggest lead	3 (1 st 7:38) 23 (2 nd 0:47)		
Best Scoring Run	9 (3 rd 4:25) 22 (2 nd 5:51)		
Lead Changes	2		
Times Tied	1		
Time with Lead	00:41	36:55	

Points from	CCU	NCSU	Period by Period Scoring					
Turnovers	19	28		1st	2nd	3rd	4th	TOT
Paint	26	30	CCU	7	6	26	19	58
Second Chance	8	6						
Fast Breaks	7	21						
Bench	8	17	NCSU	18	16	19	18	71

Dead Ball Rebounds: 3

GAME 6 - NOV. 23, 2025 - Rhode Island 68, #16/16 NC STATE 63



Official Basketball Box Score - Final
Rhode Island at NC State
11/23/25 Reynolds Coliseum, Raleigh
2025-26 Women's Basketball

Game Time: 2:00 PM
Game Duration: 1:57
Attendance: 4,705

Officials: Teresa Shuck, Brandon Entinno, Tasha Smith

Rhode Island - 68 Record: 6-1

NO. Name	Min	FG	3P	FT	Reb	Fouls	TP	AS	TO	ST	Blocks	BS	BA	+	-	
5 Palmire Mbu	F 38:10	7-15	0-2	0-0	2	4	6	1	1	14	3	4	1	1	1	5
12 Albina Sylva	F 17:08	2-3	0-0	0-0	1	3	4	0	4	0	1	1	1	0	0	-1
14 Brooklyn Gray	G 30:40	5-11	1-2	1-1	1	2	3	2	2	12	1	1	1	0	1	5
15 Sophia Vital	G 32:08	4-6	0-1	1-1	0	4	4	1	2	9	0	0	3	0	0	-1
30 Ines Debroise	G 34:24	4-7	1-2	4-4	0	3	3	1	5	13	2	2	4	0	0	11
23 Vanessa Harris	26:07	5-11	3-5	2-4	0	1	1	2	4	15	2	0	1	0	0	5
9 Valentina Ojeda	17:03	0-2	0-2	1-2	1	1	2	0	1	1	0	0	0	0	0	3
3 Ta'Vyanna Habb	03:14	0-0	0-0	0-0	0	0	0	0	0	0	0	0	0	0	0	0
22 Aimee Michel	01:06	0-0	0-0	0-0	0	0	0	0	0	0	0	0	0	0	0	-2
Team					0	2	2	0	0	0	2					
Totals	27:55	5-14	9-12	5	20	25	10	15	68	6	12	11	2	2	5	

Major Fouls: NONE

Shooting By Period	
1 st FG%	8-15 53.3%
3PT%	3-5 60.0%
FT%	1-2 50%
2 nd FG%	5-15 33.3%
3PT%	1-6 16.7%
FT%	2-4 50%
3 rd FG%	8-11 72.7%
3PT%	0-1 0.0%
FT%	2-2 100%
4 th FG%	6-14 42.9%
3PT%	1-2 50.0%
FT%	4-4 100%
GM FG%	27-55 49.1%
3PT%	5-14 35.7%
FT%	9-12 75.0%

Dead Ball Rebounds: 3

NC State - 63 Record: 3-3

NO. Name	Min	FG	3P	FT	Rebounds	Fouls	TP	AS	TO	ST	Blocks	BS	BA	+	-	
12 Khamil Pierre	F 31:10	7-12	0-0	0-0	5	3	8	2	1	14	4	2	2	1	1	-13
18 Tilda Tryggver	F 35:53	3-8	1-3	1-1	5	3	8	2	4	8	1	1	0	1	0	-4
0 Devyn Quigley	G 19:29	0-2	0-2	0-0	0	0	1	0	0	0	0	2	0	0	0	-6
3 Zamareya Jones	G 28:46	7-18	3-10	0-0	2	2	2	0	0	17	1	4	1	0	0	-8
35 Zoe Brooks	G 35:47	4-9	0-0	0-0	0	2	2	4	0	8	4	1	1	0	1	8
2 Qadence Samuels	23:22	1-4	1-2	2-2	0	4	4	2	1	5	0	2	0	0	0	2
7 Destiny Lunan	15:27	3-5	2-2	0-0	0	4	4	2	2	8	1	3	1	0	0	7
11 Maddie Cox	10:06	0-0	0-0	0-0	3	3	3	0	0	3	0	1	0	0	0	6
Team					2	2	4	0	0	0	0					
Totals	25-58	7-19	6-7	12-23	35	15	10	63	11	16	5	2	2	2	-5	

Major Fouls: NONE

Shooting By Period	
1 st FG%	8-22 36.4%
3PT%	2-7 28.6%
FT%	0-0 0%
2 nd FG%	3-10 30.0%
3PT%	2-4 50.0%
FT%	4-4 100%
3 rd FG%	10-15 66.7%
3PT%	1-1 100.0%
FT%	0-0 0%
4 th FG%	4-11 36.4%
3PT%	2-7 28.6%
FT%	2-3 66.7%
GM FG%	25-58 43.1%
3PT%	7-19 36.8%
FT%	6-7 85.7%

Dead Ball Rebounds: 1

Biggest lead		URI		NCSU		Points from		URI		NCSU		Period by Period Scoring			
Turnovers	11	11				1st	2nd	3rd	4th	TOT					
Paint	36	30													
Second Chance	8	10													
Fast Breaks	6	10													
Bench	16	16													

GAME 7 - NOV. 27, 2025 - #25/24 NC STATE 79, GREEN BAY 67



Official Basketball Box Score - Final
NC State at Green Bay
11/27/25 Hard Rock Hotel Riviera Maya, Puerto Aventuras
2025-26 Women's Basketball

Game Time: 4:00 PM
Game Duration: 1:48
Attendance: 200

Officials: Jeff Wotton, Rochelle Bennett, Rachael Wood

NC State - 79 Record: 1-0

NO. Name	Min	FG	3P	FT	Rebounds	Fouls	TP	AS	TO	ST	Blocks	BS	BA			
12 Khamil Pierre	F 28:26	6-14	0-0	0-2	4	17	21	1	2	12	0	2	0	3	0	
18 Tilda Trygger	F 23:46	4-5	1-1	0-0	6	2	8	3	2	9	1	3	0	0	1	10
2 Qadence Samuels	G 20:43	2-7	1-3	2-2	1	3	4	1	7	0	0	1	0	0	5	5
3 Zamareya Jones	G 29:54	7-13	3-7	0-1	0	3	3	1	2	17	2	1	0	0	0	3
35 Zoe Brooks	G 35:57	8-19	0-3	5-7	0	3	3	1	4	21	7	2	2	0	1	17
11 Maddie Cox	18:03	1-1	0-0	0-0	0	2	2	1	0	2	1	1	0	1	0	7
0 Devyn Quigley	20:40	3-5	2-2	0-0	1	2	3	4	0	8	1	2	1	0	0	13
7 Destiny Lunan	17:16	0-2	0-2	1-4	0	0	0	2	3	1	1	1	0	0	0	3
42 Mallory Collier	05:15	1-1	0-0	0-0	2	1	3	1	0	2	0	1	0	0	0	-1
Team					1	2	3	0	0	0	0					
Totals		32-67	7-18	8-16	16	33	49	18	14	79	13	13	3	5	2	12

Major Fouls: NONE

Shooting By Period	
1 st FG%	8-21 38.1%
3PT%	4-8 50.0%
FT%	2-2 100%
2 nd FG%	6-13 46.2%
3PT%	0-3 0.0%
FT%	2-4 50%
3 rd FG%	8-18 44.4%
3PT%	2-6 33.3%
FT%	2-6 33.3%
4 th FG%	10-15 66.7%
3PT%	1-1 100.0%
FT%	2-4 50%
GM FG%	32-67 47.8%
3PT%	7-18 38.9%
FT%	8-16 50.0%

Dead Ball Rebounds: 4

Green Bay - 67 Record: 0-1

NO. Name	Min	FG	3P	FT	Rebounds	Fouls	TP	AS	TO	ST	Blocks	BS	BA	+	-	
20 Carley Dufney	F 27:19	5-9	0-1	0-0	0	2	2	0	2	10	4	0	1	0	1	-11
22 Gracie Grzesek	F 35:08	9-16	5-10	0-0	0	0	0	0	23	0	1	0	0	2	-6	
55 Meghan Schultz	G 23:46	2-9	0-0	5-8	1	4	5	3	8	9	2	2	1	0	0	5
1 Kamy Peppler	G 21:05	0-4	0-0	0-0	0	3	3	0	0	4	1	0	0	0	0	-10
3 Maddy Skorpinski	G 35:53	3-10	1-3	0-0	1	6	7	2	2	7	3	1	4	0	1	-7
30 Jenna Guyer	26:05	5-10	3-7	2-2	1	2	3	2	1	15	1	0	0	0	0	-21
34 Kristina Oumette	10:49	1-6	1-3	0-2	0	0	0	0	4	3	0	1	0	0	1	-8
24 Ellie Buzzelle	18:55	0-0	0-0	0-0	0	0	0	1	1	3	1	1	2	0	2	-2
Total		25-63	10-27	7-12	7	23	30	14	18	67	17	8	7	2	5	-12

BOX SCORES

GAME 9 - DEC. 3, 2025 - #9/9 OKLAHOMA 103, RV/#25 NC STATE 98 (OT)



Official Basketball Box Score - Final
NC State at Oklahoma
 12/03/25 Lloyd Noble Center, Norman
 2025-26 Women's Basketball

Game Time: 6:00 PM
 Game Duration: 2:09
 Attendance: 4,614

Officials: Pustari Spurrlock, Billy Smith, Eric Brown

NC State - 98

Record: 5-4

NO. Name	Min	FG	3P	FT	Rebounds	Fouls	TP	AS	TO	ST	Blocks	+/-				
12 Khamil Pierre	F 39:46	9-16	0-0	1-2	8	12	20	3	2	19	2	4	1	1	-1	
18 Tilda Tryggver	F 38:45	6-14	0-5	6-7	4	8	12	5	5	18	1	1	2	2	2	
2 Cadence Samuels	G 29:42	0-5	0-4	0-0	0	3	3	1	0	1	0	2	0	0	1	
3 Zamaraya Jones	G 41:26	9-24	2-9	6-8	1	7	8	2	4	26	3	1	2	0	4	
35 Zoe Brooks	G 38:13	10-22	0-2	5-7	0	2	2	5	4	25	2	3	0	0	2	
0 Devyn Quigley	16:18	2-4	1-3	0-0	1	0	1	0	0	5	0	0	0	0	-5	
11 Maddie Cox	11:29	1-4	0-1	0-0	1	2	1	0	0	2	0	1	0	0	-11	
7 Destiny Lunan	10:21	1-2	0-1	1-2	0	0	0	2	1	3	0	3	0	0	-5	
Team					6	3	9	0	0	0	0	0	0	0	-5	
Totals		38-91	3-25	19-26	21	36	57	23	17	96	9	13	7	3	10	-5

Major Fouls: NONE

Shooting By Period	1st	2nd	3rd	4th	OT
FG%	8-21 38.1%	11-22 50.0%	9-23 39.1%	7-16 43.8%	3-9 33.3%
3PT%	1-6 16.7%	4-5 80%	1-6 16.7%	1-4 25.0%	0-0 0%
FT%	6-7 85.7%	11-17 64.7%	11-17 64.7%	11-17 64.7%	11-17 64.7%
GM FG%	38-91 41.8%	3-25 12.0%	19-26 73.1%		
Dead Ball Rebounds:	4	0	0	0	0

Oklahoma - 103

Record: 9-1

NO.	Name	Min	FG	3P	FT	Rebounds	Fouls	TP	AS	TO	ST	Blocks	+/-				
			MA	MA	MA	OR	UR	PF	FF	PF	FF						
6	Sahara Williams	F 38:41	7-18	1-5	6-10	3	6	9	2	8	21	4	1	0	2	2	5
15	Raegan Beers	C 35:15	8-15	0-1	5-7	4	8	12	3	4	21	1	0	1	1	0	8
2	Aaliyah Chavez	G 41:47	13-26	3-11	4-6	1	3	4	1	3	32	4	3	1	0	1	3
3	Zya Vann	G 32:52	5-10	0-2	2-2	0	3	3	2	3	12	1	2	4	2	0	6
12	Payton Verhulst	G 40:41	4-10	0-3	0-1	2	9	11	3	2	8	1	2	2	2	0	3
0	Beatrice Culliton	05:17	0-0	0-0	0-0	0	1	1	0	0	0	0	0	0	1	0	-6
4	Caya Smith	06:44	0-1	0-0	0-0	1	0	1	0	0	0	2	0	0	0	0	-8
22	Keziah Lofton	03:49	1-1	0-0	0-0	0	0	0	0	0	2	0	1	1	0	0	4
21	Brooklyn Stewart	14:52	3-5	0-0	0-1	2	3	5	3	2	6	1	0	0	2	0	5
10	Emma Tolan	05:02	0-0	0-0	0-0	0	0	0	0	0	0	0	0	0	0	0	-5
Team			1	1	2	0	0	0	0	0	0	0	0	0	0	0	-5
Totals			41-86	4-22	17-27	14	34	48	17	23	103	14	9	9	10	3	5

Major Fouls: NONE

Shooting By Period	1st	2nd	3rd	4th	OT
FG%	11-24 45.8%	1-8 12.5%	1-1 0%	1-2 50%	1-1 50%
3PT%	1-8 12.5%	0-1 0%	0-0 0%	0-0 0%	0-0 0%
FT%	6-19 31.6%	1-2 50%	1-2 50%	1-2 50%	1-2 50%
GM FG%	41-86 47.3%	1-8 12.5%	1-1 0%	1-2 50%	1-1 50%
Dead Ball Rebounds:	5	1	0	0	0

NCST	OU
Biggest lead	10 (3 rd 8:01) 7 (2 nd 7:16)
Best Scoring Run	7 (2 nd 6:56) 7 (2 nd 7:16)
Lead Changes	4
Times Tied	11
Time with Lead	27:00 12:13

Points from	NCST	OU
Turnovers	10	17
Paint	48	56
Second Chance	16	18
Fast Breaks	4	11
Bench	10	8

Period by Period Scoring	1st	2nd	3rd	4th	OT	TOT
NCST	21	24	25	19	9	98
OU	23	15	27	24	14	103

GAME 10 - DEC. 7, 2025 - RV/#25 NC STATE 61, SETON HALL 53



Official Basketball Box Score - Final
Seton Hall at NC State
 12/07/25 Reynolds Coliseum, Raleigh
 2025-26 Women's Basketball

Game Time: 2:00 PM
 Game Duration: 1:47
 Attendance: 4,789

Officials: Denise Brooks, Ed Sidasky, Sal Esho

Seton Hall - 53

Record: 5-2

NO. Name	Min	FG	3P	FT	Rebounds	Fouls	TP	AS	TO	ST	Blocks	+/-				
6 Mariana Valenzuela	F 27:09	4-8	2-5	0-0	1	4	5	4	1	0	3	1	0	1	5	
21 Shalynn Pinkney	F 24:44	0-4	0-3	0-0	2	2	4	1	0	0	1	1	0	0	1	
0 Jada Eads	G 36:34	6-18	0-5	4-4	4	3	7	2	6	16	4	3	1	0	-9	
5 Savannah Catton	G 36:50	3-14	0-6	1-3	1	6	7	3	6	7	1	2	3	0	-7	
23 Jordana Codo	G 30:36	4-12	2-4	0-0	6	6	4	0	10	1	1	2	0	0	-7	
8 Zahara Bishop	18:42	3-6	1-1	0-0	1	2	3	2	0	7	1	0	0	0	-6	
13 Messiah Hunter	12:33	0-0	0-0	1-2	0	2	2	0	1	1	1	0	0	1	-7	
3 Natalia Hall-Rosa	05:10	0-1	0-0	0-0	0	0	0	0	0	0	0	0	0	0	-1	
4 Savannah Jones	05:28	1-1	0-0	0-0	0	0	0	0	0	2	0	0	0	0	-11	
10 Cam Rust	04:14	0-1	0-1	0-0	0	1	1	0	0	0	1	0	0	0	-2	
Team		1	2	3	0	0	0	0	0	0	0	0	0	0	-8	
Totals		21-65	5-25	6-9	10	28	38	17	14	53	8	11	8	1	2	-8

Major Fouls: NONE

Shooting By Period	1st	2nd	3rd	4th	OT
FG%	7-19 36.8%	6-18 33.3%	1-7 14.3%	1-2 50%	1-2 50%
3PT%	3-7 42.9%	0-0 0%	0-0 0%	0-0 0%	0-0 0%
FT%	4-6 66.7%	7-16 43.8%	2-5 40.0%	2-2 100%	2-2 100%
GM FG%	21-65 32.3%	5-25 20.0%	6-9 66.7%		
Dead Ball Rebounds:	0	0	0	0	0

NC State - 61

Record: 6-4

NO. Name	Min	FG	3P	FT	Rebounds	Fouls	TP	AS	TO	ST	Blocks	+/-				
11 Maddie Cox	F 30:18	2-8	1-5	2-2	2	10	12	3	7	0	1	2	0	3		
18 Tilda Tryggver	F 25:46	4-6	0-0	1-2	4	3	7	1	2	9	1	2	0	0	4	
0 Devyn Quigley	G 15:42	2-5	0-1	1-2	0	2	0	2	5	0	2	1	0	2		
3 Zamaraya Jones	G 32:15	4-15	2-9	2-2	1	6	7	3	12	5	1	2	0	0	3	
35 Zoe Brooks	G 35:10	3-13	1-5	0-1	2	4	6	3	2	7	5	3	0	0	3	
7 Destiny Lunan	13:57	2-4	1-2	0-0	0	2	2	3	0	5	0	2	0	0	6	
42 Mallory Collier	04:19	0-0	0-0	0-0	0	1	1	0	0	0	0	0	0	0	1	
2 Cadence Samuels	22:56	1-3	1-3	2-2	1	3	4	1	2	5	1	1	0	0	10	
12 Khamil Pierre	19:37	5-10	0-0	1-2	2	6	8	2	11	0	2	0	0	1	8	
Team		1	1	2	0	0	0	0	0	0	0	0	0	0	-8	
Totals		23-64	6-25	9-13	15	36	51	14	17	61	12	14	4	2	1	8
													Minor Fouls: NONE			

Major Fouls: NONE

Shooting By Period	1st	2nd	3rd	4th	OT
FG%	6-18 33.3%	1-7 14.3%	1-2 50%	1-2 50%	1-2 50%
3PT%	1-5 20.0%	0-0 0%	0-0 0%	0-0 0%	0-0 0%
FT%	2-2 100%	2-5 40.0%	2-2 100%	2-2 100%	2-2 100%
GM FG%	23-64 35.9%	6-25 24.0%	9-13 69.2%		
Dead Ball Rebounds:	2	1	0	0	0

SHU	NCST
Biggest lead	9 (2 nd 3:04) 8 (4 th 0:45)
Best Scoring Run	10 (2 nd 3:04) 8 (2 nd 1:01)
Lead Changes	3
Times Tied	4
Time with Lead	23:59 12:52

Points from	SHU	NCST
Turnovers	10	5
Paint	22	34
Second Chance	2	13
Fast Breaks	4	12
Bench	10	21

GAME 11 - DEC. 14, 2025 - RV/RV NC State 87, Miami 61



Official Basketball Box Score - Final
NC State at Miami (FL)
 12/14/25 Watsco Center, Coral Gables
 2025-26 Women's Basketball

Game Time: 2:00 PM
 Game Duration: 1:46
 Attendance: 744

Officials: Rod Crooch, Mark Presh, Ashlee Goode

NC State - 87

Record: 7-4 (1-0)

NO.	Name	Min	FG	3P	FT	Rebounds	Fouls	TP	AS	TO	ST	Blocks	+/-				
12	Khamil Pierre	F 31:43	9-14	0-1	3-4	4	9	13	3	21	0	4	2	1	0	25	
18	Tilda Tryggver	F 21:10	4-7	1-2	0-0	1	3	4	1	0	9	2	1	0	2	1	21
0	Devyn Quigley	G 25:11	4-6	2-4	0-0	1	3	4	1	10	2	0	0	0	0	24	
3	Zamaraya Jones	G 27:25	6-10	3-4	1-1	0	2	2	1	2	16	4	0	1	0	0	24
35	Zoe Brooks	G 23:30	5-13	0-1	1-3	3	4	7	2	2	11	3	2	0	0	1	22
11	Maddie Cox	20:15	1-3	0-1	0-0	0	3	3	0	0	2	1	0	1	1	1	8
2	Cadence Samuels	15:02	2-6	1-2	0-0	3	1	4	1	1	5	2	1	0	0	0	-1
7	Destiny Lunan	24:16	4-10	1-2	2-2	0	4	4	3	3	11	1	0	1	0	0	9
42	Mallory Collier	06:39	0-1	0-0	2-2	1	0	1	1	2	0	1	0	0	1	0	1
10	Adelaide Jernigan	04:49	0-4	0-1	0-0	1	0	1	0	0	0	0	0	0	0	-9	
Team				2	4	6	0	0	0	0	0	0	0	0	0	0	-9
Totals				35-74	8-18	9-12	16	33	49	13	12	87	14	10	4	4	26

Major Fouls: NONE

Shooting By Period			
1 st	FG%	12-22	54.5%
	3PT%	3-8	37.5%
	FT%	2-4	50%
2 nd	FG%	6-18	33.3%
	3PT%	2-3	66.7%
	FT%	5-6	83.3%
3 rd	FG%	10-16	62.5%
	3PT%	1-2	50.0%
	FT%	0-0	0%
4 th	FG%	7-18	38.9%
	3PT%	2-5	40.0%
	FT%	2-2	100%
GM	FG%	35-74	47.3%
	3PT%	8-18	44.4%
	FT%	9-12	75.0%

Dead Ball Rebounds: 2, 0

BOX SCORES

GAME 17 - JAN. 11, 2026 - RV/RV NC STATE 91, SMU 54



Official Basketball Box Score - Final
NC State at Davidson
12/21/25 John M. Bek Arena, Davidson
2025-26 Women's Basketball

Game Time: 12:00 PM
Game Duration: 1:51
Attendance: 1,521

Officials: Billy Min, Tony Patik, Kevin Fathy

NC State - 68 Record: 9-4

NO. Name	Min	FG M-A	3P M-A	FT M-A	Rebounds OR DR TOT	Fouls PF FD	TP	AS	TO	ST	Blocks BS BA	+/-
12 Khamil Pierre	F 36:52	10-16	0-0	3-4	3 10 13	0 7 23	0	2	1	1	0	8
18 Tilda Trygger	F 36:25	3-9	0-2	1-2	2 5 7	3 2 7	0	1	1	2	1	16
2 Cadence Samuels	G 31:38	0-4	0-3	0-0	0 5 5	3 0 0	4	2	1	0	0	21
3 Zamareya Jones	G 36:22	6-12	3-6	4-6	0 6 6	3 5 19	3	3	0	0	1	10
35 Zoe Brooks	G 35:22	6-15	0-2	2-2	0 5 5	2 4 14	2	1	0	0	1	10
11 Maddie Cox	06:43	1-1	1-1	0-0	0 1 1	1 0 3	1	0	0	0	0	-6
0 Devyn Quigley	16:38	1-5	0-4	0-0	0 1 1	0 0 2	1	0	1	0	0	-14
Team					2 2 4	0 0 0	0	0				
Totals		27-62	4-18	10-14	7 35 42	12 15 68	11	9	4	3	3	9

Major Fouls: NONE

Shooting By Period		
1st FG%	9-19	47.4%
3PT%	1-2	50.0%
FT%	1-2	50%
2nd FG%	6-15	40.0%
3PT%	2-9	22.2%
FT%	0-0	0%
3rd FG%	7-16	43.8%
3PT%	0-5	0.0%
FT%	1-2	50%
4th FG%	5-12	41.7%
3PT%	1-2	50.0%
FT%	8-10	80%
GM FG%	27-62	43.5%
3PT%	4-18	22.2%
FT%	10-14	71.4%

Dead Ball Rebounds: 3.0

Davidson - 59 Record: 9-5

NO. Name	Min	FG M-A	3P M-A	FT M-A	Rebounds OR DR TOT	Fouls PF FD	TP	AS	TO	ST	Blocks BS BA	+/-
10 Ines Garcia Monje	F 19:20	0-5	0-1	0-2	1 4 5	1 1 0	2	1	1	1	0	-10
7 Katie Donovan	G 36:31	2-7	1-5	0-0	0 3 3	4 1 5	0	3	0	0	0	-8
14 Kyra Bruyndoncx	G 35:39	6-13	1-5	0-0	1 4 5	2 5 13	2	2	1	0	0	0
21 Charline Dunn	G 33:41	7-20	6-13	1-1	2 6 8	4 1 21	0	0	1	0	2	-9
44 Emilie Bessell	G 07:19	1-2	0-0	0-0	0 0 0	0 0 0	2	0	1	0	0	-9
3 Jasmine Timmerman	10:45	0-2	0-2	0-0	0 0 0	1 0 0	0	0	0	0	0	-9
26 Edina Strausz	24:37	3-10	0-1	0-0	1 8 9	2 0 6	1	1	1	2	1	2
17 Candela Llenada	05:25	3-5	1-2	0-0	0 0 0	0 1 1	3	0	0	0	0	-5
11 Angeliki Ziaka	05:32	0-0	0-0	0-0	0 0 0	0 0 0	0	0	1	0	0	-4
4 Elena Alvarez Castellanos	20:50	3-3	1-1	2-4	0 1 1	4 3 9	5	0	0	0	0	9
13 Sienna Dauer	00:22	0-0	0-0	0-0	0 0 0	0 0 0	0	0	0	0	0	-2
Team					3 3 6	0 0 0	0	0				
Totals		23-65	10-30	3-7	8 29 37	18 12 59	10	9	6	3	3	9

Major Fouls: NONE

Shooting By Period		
1st FG%	2-19	10.5%
3PT%	0-7	0.0%
FT%	0-0	0%
2nd FG%	6-14	42.9%
3PT%	3-6	50.0%
FT%	3-7	42.9%
3rd FG%	10-16	62.5%
3PT%	4-7	57.1%
FT%	0-0	0%
4th FG%	5-16	31.3%
3PT%	3-10	30.0%
FT%	0-0	0%
GM FG%	23-65	35.4%
3PT%	10-30	33.3%
FT%	3-7	42.9%

Dead Ball Rebounds: 3.0

	NCSU	DAV
Biggest lead	18 (2 nd 9:36)	0 (1 st 10:00)
Best Scoring Run	14 (1 st 2:10)	6 (2 nd 4:23)
Lead Changes	0	
Times Tied	0	
Time with Lead	39:17	00:00

Points from	NCSU	DAV	Period by Period Scoring					
Turnovers	8	7		1st	2nd	3rd	4th	TOT
Paint	42	22	NCSU	20	14	15	19	68
Second Chance	6	5						
Fast Breaks	6	3	DAV	4	18	24	13	59
Bench	5	18						

GAME 18 - JAN. 15, 2026 - RV NC STATE 95, WAKE FOREST 77



Official Basketball Box Score - Final
NC State at Wake Forest
01/15/25 LUM Coliseum, Winston-Salem
2025-26 Women's Basketball

Game Time: 6:00 PM
Game Duration: 1:45
Attendance: 1,858

Officials: Ed Sidasky, Ryan Durham, Linda Miles

NC State - 95 Record: 13-5 (6-1)

NO. Name	Min	FG M-A	3P M-A	FT M-A	Rebounds OR DR TOT	Fouls PF FD	TP	AS	TO	ST	Blocks BS BA	+/-
12 Khamil Pierre	F 33:19	12-17	0-0	2-3	7 7 14	1 2 26	1	2	1	0	0	32
18 Tilda Trygger	F 31:12	7-11	2-3	2-2	6 7 13	2 1 18	1	2	0	2	2	11
2 Cadence Samuels	G 26:56	3-9	1-7	1-2	2 4 6	2 2 8	5	0	0	0	0	17
3 Zamareya Jones	G 35:14	7-13	6-10	0-0	0 2 2	1 0 20	5	3	2	0	0	13
35 Zoe Brooks	G 29:20	4-9	1-2	7-8	1 2 3	0 5 16	9	0	1	0	0	26
7 Destiny Lunan	15:26	2-4	1-3	0-0	0 2 2	0 0 5	3	0	3	0	0	-3
11 Maddie Cox	14:31	0-3	0-2	2-2	0 1 1	1 1 2	0	1	0	0	0	-7
0 Devyn Quigley	09:50	0-0	0-0	0-0	0 0 0	0 0 0	0	0	0	0	0	-5
10 Adelaide Jernigan	03:14	0-2	0-2	0-0	0 0 0	0 0 0	0	0	0	0	0	6
42 Mallory Collier	00:58	0-0	0-0	0-0	0 0 0	0 0 0	0	0	0	0	0	0
Team					0 1 1	0 0 0	0	0				
Totals		35-68	11-20	14-17	16 26 42	7 11 95	24	8	7	2	2	18

Major Fouls: NONE

Shooting By Period		
1st FG%	10-17	58.8%
3PT%	3-7	42.9%
FT%	0-0	0%
2nd FG%	4-16	25.0%
3PT%	1-6	16.7%
FT%	11-12	91.7%
3rd FG%	12-21	57.1%
FT%	5-10	50.0%
FT%	3-4	75%
4th FG%	9-14	64.3%
3PT%	2-6	33.3%
FT%	0-1	0%
GM FG%	35-68	51.5%
3PT%	11-20	37.5%
FT%	14-17	82.4%

Dead Ball Rebounds: 1.0

Wake Forest - 77 Record: 12-7 (2-5)

NO. Name	Min	FG M-A	3P M-A	FT M-A	Rebounds OR DR TOT	Fouls PF FD	TP	AS	TO	ST	Blocks BS BA	+/-
9 Opal Bird	F 24:19	1-5	1-3	0-0	1 1 2	3 2 3	6	1	1	0	1	6
13 Grace Oliver	F 29:14	6-10	2-4	0-0	0 5 5	3 1 14	0	1	0	1	0	-21
0 Milan Brown	G 21:20	4-7	0-0	1-1	0 1 1	0 2 9	1	4	0	0	0	-22
2 Aurora Serbye	G 33:40	4-8	3-6	0-0	0 1 1	1 0 11	4	2	0	0	0	-24
14 Mary Carter	G 33:38	6-11	3-5	0-0	7 7 0	0 1 15	1	0	2	0	1	-10
5 Calllyn Jones	18:00	5-8	0-1	2-2	0 0 0	0 1 12	3	2	0	0	0	-4
15 Kennedy Moore	11:23	1-3	0-0	0-0	0 1 1	0 0 2	0	0	0	0	0	-3
22 Madison Jordan	09:29	0-1	0-1	0-0	0 0 0	0 2 0	0	0	1	0	0	0
35 Grace Galbraith	11:27	4-4	3-3	0-0	1 2 3	1 0 11	1	0	0	1	0	-6
44 Emily Johns	06:32	0-1	0-1	0-0	0 0 0	1 0 0	1	0	1	0	0	-14
7 Savannah Metcalfe	00:58	0-2	0-1	0-0	0 0 0	0 0 0	0	0	0	0	0	0
Team					1 1 2	0 0 0	0	0				
Totals		31-60	12-25	3-3	2 19 21	11 7 77	17	11	3	2	2	-18

Major Fouls: NONE

	NC St	Wake	Points from	NC St	Wake	Period by Period Scoring					
Biggest lead	25 (4 th 6:49)	15 (2 nd 5:36)	Turnovers	17	11						
Best Scoring Run	15 (3 rd 8:07)	10 (1 st 1:48)	Paint	32	36						
Lead Changes	9		Second Chance	20	3	NC St	23	20	32	20	95
Times Tied	3		Fast Breaks	9	7						
Time with Lead	19:42	18:33	Bench	7	25	Wake	33	16	13	15	77

GAME 19 - JAN. 18, 2026 - #9/10 LOUISVILLE 88, RV NC STATE 80 (OT)



Official Basketball Box Score - Final
Louisville at NC State
01/18/25 Reynolds Coliseum, Raleigh
2025-26 Women's Basketball

Game Time: 1:00 PM
Game Duration: 2:18
Attendance: 5,500

Officials: Maj Forsberg, Joseph Vazally, Karen Preato

Louisville - 88 Record: 18-3 (8-0)

NO. Name	Min	FG M-A	3P M-A	FT M-A	Rebounds OR DR TOT	Fouls PF FD	TP	AS	TO	ST	Blocks BS BA	+/-
0 Laura Ziegler	F 22:26	2-9	0-3	1-1	3 4 7	2 2 5	2	1	1	1	0	-8
4 Mackenly Randolph	F 30:59	4-7	1-2	3-5	1 0 1	2 4 12	2	1	0	0	1	15
9 Anaya Hardy	F 15:19	3-5	0-0	0-0	4 1 5	2 0 6	0	0	0	0	0	0
11 Elif Istanbulioglu	F 35:12	2-8	0-3	0-0	3 4 7	2 0 4	1	2	1	0	1	2
22 Tajanna Roberts	G 29:20	1-9	0-3	2-2	1 0 1	1 1 4	3	0	1	0	0	-9
2 Imari Berry	36:41	14-23	3-5	2-2	6 6 12	4 3 33	2	2	3	0	1	11
1 Reyna Scott	30:11	3-8	0-2	1-2	0 0 0	2 3 7	5	6	1	0	1	11
23 Skylar Jones	27:52	6-11	1-1	4-5	1 4 5	4 5 17	0	0	3	0	0	18
Team					2 4 6	0 0 0	0	1				
Totals		35-80	5-19	13-17	21 23 44	19 18 88	15	13	10	1	4	8

Major Fouls: NONE

Shooting By Period		
1st FG%	7-13	53.8%
3PT%	0-5	0.0%
FT%	0-0	0%
2nd FG%	6-18	33.3%
3PT%	0-2	0.0%
FT%	2-3	66.7%
3rd FG%	7-17	41.2%
3PT%	2-6	33.3%
FT%	3-4	75%
4th FG%	10-18	55.6%
3PT%	2-4	50.0%
FT%	5-6	83.3%
OT FG%	5-8	62.5%
3PT%	1-2	50.0%
FT%	3-4	75%
GM FG%	35-80	43.8%
3PT%	5-19	26.3%
FT%	13-17	76.5%

Dead Ball Rebounds: 2.0

NC State - 80 Record: 13-6 (2-2)



NO. Name	Min	FG M-A	3P M-A	FT M-A	Rebounds OR DR TOT	Fouls PF FD	TP	AS	TO	ST	Blocks BS BA	+/-
12 Khamil Pierre	F 41:45	10-18	0-2	6-9	2 4 6	2 5 26	2	4	0	0	0	-7
18 Tilda Trygger	F 41:15	1-3	1-1	0-2	2 4 6	4 2 3	2	1	0	3	0	-1
2 Cadence Samuels	G 35:17	2-4	1-1	2-2	1 7 8	2 3 7	0	1	0	0	0	-6
3 Zamareya Jones	G 38:38	7-15	4-8	2-3	0 3 3	4 2 20	6	3	0	1	0	-6
35 Zoe Brooks	G 35:14	5-14	1-2	8-8	2 4 6	3 6 19	5	2	0	1	1	3
7 Destiny Lunan	26:10	1-4	0-3	0-0	0 2 2	3 0 2	1	3	0	0	0	-15
11 Maddie Cox	06:40	1-1	1-1	0-0	0 1 1	0 1 3	1	1	2	0	0	-5
Team					2 1 3	0 0 0	0	1				
Totals		27-59	8-18	18-24	9 26 35	18 19 80	17	19	4	4	1	-8

</

GAME 25: NOTRE DAME

BOX SCORES

GAME 21 - JAN. 29, 2026 - RV NC STATE 106, BOSTON COLLEGE 84

Official Basketball Box Score - Final

NC State at Boston College

01/29/26 Conte Forum, Chestnut Hill, Mass.

2025-26 Women's Basketball

Game Time: 6:00 PM

Game Duration: 1:45

Attendance: 623

NC State - 106

Record: 15-6 (8-2)

Officials: Angelica Saffran, Ryan Durham, Kevin Fahy

NO. Name	Min	FG M-A	3P M-A	FT M-A	Rebounds OR DR TOT	Fouls PF	TP	AS	TO	ST BS BA	+/-
12 Khamil Pierre	F 32:22	8-10	0-0	3-3	4 8 12	2 6	19	3	5	0 1 0	27
18 Tida Trygger	F 29:06	10-14	2-3	3-4	1 5 6	2 4	25	1	2	0 1 0	16
2 Qadance Samuels	G 25:05	3-5	1-3	0-0	0 4 4	1 0	7	3	0	1 0 0	24
3 Zamareya Jones	G 31:00	6-12	0-2	2-2	0 3 3	3 1	18	1	0	0 0 0	14
35 Zoe Brooks	G 33:10	7-11	1-4	12-12	1 2 3	1 8	27	7	4	1 1 0	27
0 Devyn Quigley	13:11	2-5	0-2	0-0	1 3 4	2 0	4	0	0	0 0 0	-2
11 Maddie Cox	15:36	0-1	0-1	0-0	1 1 2	1 0	0	1	0	0 0 0	1
7 Destiny Lunan	17:50	2-4	0-1	2-2	0 1 1	2 3	6	0	1	1 0 0	4
10 Adelaide Jernigan	02:40	0-0	0-0	0-0	0 0 0	0 0	0	0	0	0 0 0	-1
Team					0 2 2	0 0	0	0	0	0 0 0	-1
Totals		38-62	8-21	22-23	8 29 37	14 22	106	16	12	3 3 0	22



Major Fouls: NONE

GM FG 38-62 61.3%

Boston College - 84													Shooting By Period					
Record: 4-19 (0-10)																		
NO. Name	Min	FG		3P		FT		Rebounds		Fouls		TP	AS	TO	ST	Blocks	+/-	
		M	A	M	A	M	A	OR	DR	P	F							
23 Kayla Rolph	F 20:43	3	5	2	3	0	0	1	1	2	2	0	0	0	2	0	-16	
0 Athena Tomlinson	G 18:00	1	7	1	3	0	0	0	3	3	3	1	3	0	0	0	-10	
1 Erin Houpt	G 23:04	5	7	4	6	4	4	0	1	1	0	4	18	1	0	0	-9	
8 Lily Carmody	G 33:16	2	5	1	2	2	2	4	3	7	4	3	7	5	3	3	0	-19
21 Amirah Anderson	G 20:12	2	8	2	7	0	0	0	1	1	1	2	6	1	0	2	0	-21
4 Jocelyne Grier	25:33	8	19	5	12	2	2	5	7	3	1	23	2	1	1	0	0	-11
2 Teloni McDaniel	25:31	6	12	1	5	1	2	1	0	1	3	2	14	2	2	0	0	-10
11 Kala Henderson	13:23	0	1	0	0	0	0	0	0	3	0	0	5	2	2	0	0	-12
24 Kiera Edmonds	10:09	1	2	0	0	1	1	2	1	3	3	1	3	0	2	0	0	-1
3 Ava McGee	10:09	1	4	0	0	0	0	2	1	3	1	0	2	0	0	0	0	-1
Team								1	1	2	0	0	0	0	0	0	0	-2
Totals		62-170	16-38	10-11	13	17	30	23	14	84	19	10	10	10	0	3	0	-22
Major Fouls: McDaniel (TF) 4 3 2-40																		

NCSU		BCE		Points from		Period by Period Scoring	
Biggest lead	25 (4 th 4:18)	3 (1 st 7:07)	Turnovers	16	8	1st	2nd
Best Scoring Run	10 (4 th 5:58)	8 (3 rd 1:45)	Paint	56	26	3rd	4th
Lead Changes	6		Second Chance	13	14	TOT	
Times Tied	2		Fast Breaks	10	10		
Time with Lead	36:59	02:34	Bench	10	42		

GAME 23 - FEB. 5, 2026 - RV/RV NC STATE 83, FLORIDA STATE 55

Official Basketball Box Score - Final

Florida St. at NC State

02/05/26 Reynolds Coliseum, Raleigh

2025-26 Women's Basketball

Game Time: 8:00 PM

Game Duration: 1:50

Attendance: 4,973

Officials: Tiffany Bird, Billy Smith, Chuck Gonzalez

Florida St. - 55

Record: 7-16 (2-9)



NO. Name	Min	FG	3P	FT	Rebounds	Fouls	TP	AS	TO	ST	Blocks	+/-	Shooting By Period	
													1st FG	2nd FG
24 Pania Davis	C 15:38	2-5	0-0	0-0	3 3 6	1 2	4	0	4	0	1 0	-11	1st FG	4-16 25.0%
2 Amaya Bonner	G 14:33	0-4	0-0	1-2	0 2 2	2 1	1	2	3	0 0	0 0	-18	2nd FG	3-8 37.5%
3 Jasmine Shavers	G 23:32	4-14	2-9	0-0	0 4 4	1 0	10	1	3	4 0	0 0	-16	3rd FG	3-10 30.0%
13 Tatum Greene	G 28:48	3-8	1-3	1-2	6 3 9	2 2	8	1	1	1 3	0 0	-8	4th FG	1-6 16.7%
15 Solé Williams	G 31:10	4-15	1-6	0-0	0 2 2	3 1	9	4	2	1 0	0 0	-24	FTs	5-6 83.3%
0 Allie Kubek	11:12	2-5	2-5	0-0	1 1 2	0 0	6	0	0	1 0	0 0	-20	3rd FG	9-21 42.9%
11 Sydney Bowles	07:59	0-1	0-0	0-0	0 1 1	1 0	0	0	0	0 0	0 0	-10	2nd FG	2-7 28.6%
32 Avery Treadwell	24:22	4-7	0-0	4-8	7 5 12	2 8	12	0	0	2 1	0 0	-17	FTs	0-2 0%
12 Emma Risch	20:12	1-6	0-2	0-0	1 2 3	1 0	2	1	1	1 0	0 0	-13	4th FG	5-18 27.8%
1 Kemariah Gerton	22:34	1-8	1-3	0-0	0 1 1	1 0	3	1	1	0 0	0 0	-3	FTs	1-3 33.3%
Team					1 2 3	0 0	0	0	0	0 0	0 0	-28	GM FTS	21-28 75.0%
Totals		21-73	7-29	6-12	19 26 45	14 14	55	10	16	8 6	1	-28	GM FTS	21-28 75.0%

Major Fouls: NONE

NC State - 83		Record: 16-7 (9-3)													Leah Ann Peaburns, S. V.		
NO. Name	Min	FG	3P	FT	Rebounds	Fouls	TP	AS	TO	ST	Blocks	+/-	Shooting By Period				
		M-A	M-A	M-A	OR DR TOT	P-F					B-S		1st FG%	11-19	57.9%		
12 Khamil Pierre	F 28:18	5-14	0-0	1-2	4 14 18	2 4	11	2	2	2	0	2	3PT%	46	66.7%		
18 Tida Tryggver	F 23:33	5-8	0-2	0-0	1 1 2	3 0	10	0	1	0	0	0	FT%	88	100%		
2 Qadance Samuels	G 21:13	1-6	1-4	0-0	1 3 4	0 1	3	3	2	0	0	0	2nd FG%	61	61.9%		
3 Zamareya Jones	G 28:58	8-14	5-8	4-4	1 5 6	1 3	25	2	1	3	0	0	3PT%	37	42.9%		
35 Zoe Brooks	G 27:17	4-10	0-2	6-6	1 4 5	1 3	14	3	1	1	0	0	FT%	1-2	50%		
7 Destiny Lunan	18:17	3-5	1-1	1-2	0 0 0	1 1	8	1	3	2	0	0	3rd FG%	6-18	33.3%		
11 Maddie Cox	15:13	1-2	1-2	0-0	0 2 2	2 0	3	1	0	2	0	0	3PT%	1-7	14.3%		
0 Devyn Quigley	15:31	1-5	0-2	0-0	0 1 1	1 1	2	1	2	0	0	0	FT%	3-4	75%		
42 Mallory Collier	12:56	2-4	0-0	0-0	1 2 3	3 1	4	0	0	1	2	0	2nd FG%	7-16	43.8%		
10 Adelaide Jernigan	07:44	1-2	1-2	0-0	0 1 1	0 0	3	0	0	0	0	0	3PT%	33-38	86.8%		
Team					4 3 7	0 0	0	0	0	0	0	0	FT%	0-0	0%		
Totals		31-70	9-23	12-14	13 36 49	14 14	83	13	12	12	6	28	GM FG%	31-70	44.3%		
Major Fouls: NONE													3PT%	9-23	39.1%		

FSU		NCSU		Points from		Period by Period Scoring	
Biggest lead	0 (1 st 10:00)	32 (4 th 6:41)	Turnovers	8	22	1st	2nd
Best Scoring Run	7 (3 rd 4:20)	12 (2 nd 9:49)	Paint	26	40	3rd	4th
Lead Changes	0		Second Chance	18	13	TOT	
Times Tied	1		Fast Breaks	11	23		
Time with Lead	00:00	38:27	Bench	23	20		

GAME 22 - FEB. 2, 2026 - #25/23 NORTH CAROLINA 61, RV NC STATE 59

Official Basketball Box Score - Final

North Carolina at NC State

02/02/26 Reynolds Coliseum, Raleigh

2025-26 Women's Basketball

Game Time: 6:00 PM

Game Duration: 2:00

Attendance: 5,500

Officials: Joseph Vazsky, Pulatari Spurlock, Brenda Paragis

North Carolina - 61

Record: 18-5 (7-3)

NO. Name	FG	3P	FT	Rebounds	Fouls	TP	AS	TO	ST	Blocks	+/-
	M-A	M-A	M-A	OR DR TOT	PF					BS BA	
2 Nyla Harris	F 35:26	4-9	0-0	2-2	0 9 9	2 3	10	0	1	0 0	1 3
21 Ciera Toomey	F 23:46	2-5	0-2	0-0	0 3 3	0 0	4	1	0	0 3	0 0
0 Lanie Grant	G 32:45	5-9	3-6	5-6	0 3 3	2 4	18	1	1	0 0	0 0
10 Reniya Kelly	G 38:33	3-10	2-3	1-2	0 3 3	1 1	9	0	2	3 0	0 0
24 Indya Nivar	G 32:02	7-12	1-2	1-4	3 4 7	2 2	16	6	2	0 0	0 0
7 Nyla Brooks	04:46	0-3	0-2	0-0	0 0 0	0 0	0	0	0	1 0	0 -3
17 Elina Ainsialo	06:05	0-1	0-0	0-0	0 0 0	0 0	1	0	1	2 0	0 -3
26 Tatissa Queiroz	17:30	2-4	0-1	0-0	0 4 4	1 0	4	1	0	0 0	0 -7
3 Taliyah Henderson	01:51	0-0	0-0	0-0	0 0 0	0 0	0	0	0	1 0	0 -1
4 Laila Hull	05:49	0-1	0-1	0-0	0 3 3	0 0	0	0	1	0 0	0 6
34 Bianca Thomas	01:27	0-0	0-0	0-0	0 0 0	0 0	0	0	0	0 0	0 0
Team					1 2 3	0 0	0	0	0	0 0	0 0
Totals		23-54	6-17	9-14	4 31 35	9 10	61	10	10	4 3	2 2

Major Fouls: NONE

Shooting By Period

1st FG	7-18	38.9%
3PT	0-4	0.0%
FT	0-1	0.0%
2nd FG	5-11	45.5%
3PT	2-5	40.0%
FT	2-2	100%
3rd FG	7-14	50.0%
3PT	2-4	50.0%
FT	2-2	100%
4th FG	4-11	36.4%
3PT	2-4	50.0%
FT	2-6	50%
GM FG	23-54	42.6%
3PT	6-17	35.3%
FT	9-14	64.3%

NC State - 59		Record: 15-7 (8-3)													Shooting By Period			
NO. Name	Min	FG M-A	3P M-A	FT M-A	Rebounds OR DR TOT	Fouls PF FO	TP	AS	TO	ST	Blocks BB BA	+/-	Shooting By Period					
													1st	2nd	3rd	4th		
12 Khamil Pierre	F 36:34	7-19	0-0	0-0	4 11 15	2 1	14	1	2	1 2	2 2	-4	1st FG%	9-19	47.4%			
18 Tida Tryggver	F 34:37	5-12	1-3	0-0	2 5 7	0 1	11	0	1	0 0	0 0	-8	2nd FG%	2-10	20.0%			
2 Qadance Samuels	G 28:10	4-8	2-4	0-0	3 5 8	1 0	10	1	0	1 0	0 0	-1	3rd FG%	6-16	37.5%			
3 Zamareya Jones	G 40:00	3-11	2-8	0-0	1 2 3	0 2	8	2	1	2 0	0 0	-2	4th FG%	2-5	40.0%			
35 Zoe Brooks	G 36:09	3-11	0-2	2-2	0 1 1	3 3	8	4	1	3 0	0 0	-1	FT%	0-0	0.0%			
7 Destiny Lunan	18:15	3-7	0-3	0-0	0 1 1	4 2	6	2	1	0 0	0 0	0	3rd FT%	3-17	17.6%			
11 Maddie Cox	06:16	1-2	0-1	0-0	0 2 2	0 0	2	0	0	0 0	0 0	1	4th FT%	0-2	0.0%			
Team					2 2 4	0 0	0	0	0	0 0	0 0	0	FT%	2-2	100%			
Totals		26-70	5-21	2-2	12 29 41	10 9	59	10	7	7 2	3 3	-2	4th GM FG%	8-18	44.4%			
Major Fouls: NONE																		
FT%																	1-5	20.0%
FT%																	0-0	0.0%
GM FG%																	26-70	37.1%
3PT%																	5-21	23.8%
3PT%																	2-2	100.0%

UNC		NCSU		Points from		Period by Period Scoring	
Biggest lead	10 (4 th 9:06)	9 (2 nd 4:14)	Turnovers	10	9	1st	2nd
Best Scoring Run	8 (2 nd 1:09)	7 (1 st 3:32)	Paint	26	36	3rd	4th
Lead Changes	3		Second Chance	3	6	TOT	
Times Tied	4		Fast Breaks	15	14		
Time with Lead	19:09	18:27	Bench	4	8		

GAME 24 - FEB. 8, 2026 - RV

2025-26 WOLFPACK


PHOTO ROSTER



0 Devyn Quigley
So. • G • 5-11



2 Qadence Samuels
Jr. • G • 6-0



3 Zamareya Jones
So. • G • 5-7



7 Destiny "KyShe" Lunan
Fr. • G • 5-10



10 Adelaide Jemigan
Fr. • G • 5-11



11 Maddie Cox
Jr. • F • 6-2



12 Khamil Pierre
Jr. • F • 6-2



18 Tilda Trygger
So. • F • 6-6



35 Zoe Brooks
Jr. • G • 5-10



42 Mallory Collier
Jr. • C • 6-3



WES MOORE
Head Coach



NIKKI WEST
Associate Head Coach



ASHLEY WILLIAMS
Assistant Coach



SIMON HARRIS
Assistant Coach



KEVIN LEATHERWOOD
AC/Director of PD



KAYLA JONES
AC/Director of PP



HOUSTON FANCHER
DOBO/AC



0

DEVYN
QUIGLEYSo. • Guard • 5-11
Manchester, N.J.
Manchester Township

YEAR	GP/GS	PPG	RPG	APG	FG%	3FG%	FT%
25-26	21/6	3.6	2.3	1.0	.378	.220	.500
	16.7 MPG				31-82	9-41	4-8
24-25	33/0	2.5	1.3	0.6	.403	.367	.733
Season Highs:	Pts: 10	Rebs: 5	Ast: 3	Stls: 2	Blks: 1		
Career Highs:	Pts: 20	Rebs: 6	Ast: 4	Stls: 2	Blks: 1		

LG: Logged three points, three rebounds and one assist at VT
Registered a season-high 10 points w/ four rebounds at Miami
Earned a career-high 20 points, six rebounds and four assists vs. Coastal Carolina as a freshman
Ranked No. 47 in the 2024 HoopGurlz Recruiting Rankings



2

QADENCE
SAMUELSJr. • Guard • 6-0
Forestville, Md.
Bishop McNamara/UConn

YEAR	GP/GS	PPG	RPG	APG	FG%	3FG%	FT%
25-26	24/20	6.2	4.8	1.5	.353	.256	.800
	26.1 MPG				53-150	22-86	20-25
24-25	33/0	1.3	0.9	0.1	.327	.240	.714
23-24	36/0	5.0	2.6	0.5	.402	.354	.529
Season Highs:	Pts: 16	Rebs: 8	Ast: 5	Stls: 3	Blks: 1		
Career Highs:	Pts: 18	Rebs: 9	Ast: 5	Stls: 3	Blks: 1		

LG: Registered two points and three rebounds at Virginia Tech
Averaging career-highs in points, rebounds and assists
Recorded season-high 16 points w/ five boards vs. SMU
Has tallied five 10+ point games and 12 with 5+ boards this year
Won a National Championship in 2025 with UConn



3

ZAMAREYA
JONESJr. • Guard • 5-7
Greenville, N.C.
North Pitt

YEAR	GP/GS	PPG	RPG	APG	FG%	3FG%	FT%
25-26	23/22	15.0	3.5	3.6	.428	.400	.786
	31.6 MPG				127-297	58-145	33-42
24-25	30/2	7.1	1.5	1.5	.396	.350	.605
Season Highs:	Pts: 26	Rebs: 8	Ast: 8	Stls: 4	Blks: 2		
Career Highs:	Pts: 26	Rebs: 8	Ast: 8	Stls: 4	Blks: 3		

LG: Tallied 16 points, four assists and one block at Virginia Tech
L5G: 16.2 PPG, 2.8 RPG, 2.2 APG and 1.4 SPG
Registered a career-high 26 points at Oklahoma and career-high eight assists twice vs. Coastal Carolina and Southern Miss
4th 3FG% & 3FG/gm (2.52), 7th A/TO (1.98), 10th PPG & 17 APG in ACC
No. 7 in freshman 3-pointers made and No. 8 in freshman 3FG%



7

DESTINY
"KY'SHE"
LUNANFr. • Guard • 5-10
Goodyear, Ariz.
Millennium

YEAR	GP/GS	PPG	RPG	APG	FG%	3FG%	FT%
25-26	23/0	5.4	1.7	1.3	.406	.386	.710
	17.0 MPG				43-106	17-44	22-31
Season Highs:	Pts: 11	Rebs: 5	Ast: 5	Stls: 4	Blks: 3		
Career Highs:	Pts: 11	Rebs: 5	Ast: 5	Stls: 4	Blks: 3		

LG: Logged three points, one board & one assist at Virginia Tech
Tallied a career-high 11 points vs. Southern Miss and at Miami
Has registered four 10+ point games and four with 3+ assists
Leads bench with 5.4 PPG and 17.0 MPG
Ranked No. 65 in the final 2025 HoopGurlz Recruiting Rankings



10

ADELAIDE
JERNIGANFr. • Guard • 5-10
Winston-Salem, N.C.
Bishop McGinnis

YEAR	GP/GS	PPG	RPG	APG	FG%	3FG%	FT%
25-26	12/0	2.4	0.6	0.1	.343	.217	.000
	6.5 MPG				12-35	5-23	0-1
Season Highs:	Pts: 10	Rebs: 2	Ast: 1	Stls: 1	Blks: 0		
Career Highs:	Pts: 10	Rebs: 2	Ast: 1	Stls: 1	Blks: 0		

LG: Did not play
Logged a career-high 10 points with two boards vs. Southern Miss
Registered an ACC-high nine points vs. SMU
Has made five 3-pointers this season
Ranked No. 68 in the final 2025 HoopGurlz Recruiting Rankings



11

MADDIE
COXJr. • Forward • 6-2
Flower Mound, Texas
Flower Mound

YEAR	GP/GS	PPG	RPG	APG	FG%	3FG%	FT%
25-26	24/3	3.1	3.0	0.8	.388	.333	.857
	15.7 MPG				26-67	11-33	12-14
24-25	30/0	0.8	1.7	0.3	.250	.190	.625
23-24	36/1	1.1	2.0	0.3	.279	.227	.632
Season Highs:	Pts: 11	Rebs: 12	Ast: 3	Stls: 2	Blks: 2		
Career Highs:	Pts: 11	Rebs: 12	Ast: 3	Stls: 2	Blks: 2		

LG: Finished w/ two rebounds, one assist & one charge taken at VT
Registered a career-high 11 points w/ two steals in start vs. Coastal
Tallied a career-high 12 boards w/ seven points vs. Seton Hall
Has played in a team's second most 90 games and a part of 2024 Final Four team



12

KHAMIL
PIERREJr. • Forward • 6-2
Phoenix, Ariz.
Perry/Vanderbilt

YEAR	GP/GS	PPG	RPG	APG	FG%	3FG%	FT%
25-26	24/23	16.5	12.1	1.5	.532	.167	.667
	31.3 MPG				176-331	1-6	42-63
24-25	32/32	20.4	9.6	2.1	.498	.174	.667
23-24	33/11	8.9	5.3	0.7	.419	.222	.667
Season Highs:	Pts: 26	Rebs: 21	Ast: 4	Stls: 3	Blks: 1		
Career Highs:	Pts: 42	Rebs: 21	Ast: 6	Stls: 9	Blks: 1		

LG: Had 16th double-double of season with 25p & 12r at VT
L5G: 16.8 PPG, 13.8 RPG, 1.4 & 1.2 SPG APG
Recorded career-high 21 rebounds vs. Green Bay
ACC leader in rebounds & double-doubles, 7th in country, & 3rd DDs NCAA
Has 24 career 20+ point games and 37 double-doubles
Katrina McClain PFOY Midseason WL, DPOY WL & Wooden Award WL



18

TILDA
TRYGGERSo. • Forward/Center • 6-6
Stockholm, Sweden

YEAR	GP/GS	PPG	RPG	BPG	FG%	3FG%	FT%
25-26	22/22	11.9	7.7	1.4	.538	.353	.660
	30.6 MPG				106-197	18-51	31-47
24-25	34/23	6.6	4.9	1.5	.520	.270	.721
Season Highs:	Pts: 25	Rebs: 13	Ast: 3	Stls: 2	Blks: 3		
Career Highs:	Pts: 25	Rebs: 14	Ast: 3	Stls: 2	Blks: 3		

LG: Logged eight points, six rebounds & three blocks at VT
Named Lisa Leslie Center of the Year Midseason Top 10 Watchlist
Tallied third consecutive double-double w/ 18 points and 13 boards
at Wake Forest and has had a career-high 19 points four times
Ranked No. 9 in BPG and No. 10 in RPG in ACC
ACC All-Freshman Team



35

ZOE
BROOKSJr. • Guard • 5-10
Plainfield, N.J.
Saint John Vianney

YEAR	GP/GS	PPG	RPG	APG	FG%	3FG%	FT%
25-26	24/24	16.2	5.0	4.7	.415	.216	.859
	33.2 MPG				131-316	11-51	116-135
24-25	34/34	14.2	4.7	3.7	.462	.282	.756
23-24	38/7	9.0	3.8	3.4	.415	.185	.714
Season Highs:	Pts: 37	Rebs: 11	Ast: 9	Stls: 4	Blks: 3		
Career Highs:	Pts: 37	Rebs: 12	Ast: 11	Stls: 4	Blks: 3		

LG: Logged 25 points, five boards, five assists & CH six steals at VT
L5G: 22.2 PPG, 3.8 RPG, 4.8 APG & 2.4 SPG
Broke school record for FTs made (19) and FTs attp (20) and was named ACC POW (1/26) and USBWA National POW (1/27)
Recorded CH 37 points w/ five rebounds & five assists at UVA
No. 2 FT%, 3 a/to (2.), No. 5 PPG, 6 ast/gm & 15 FG% in ACC



42

MALLORY
COLLIERJr. • Center • 6-3
Millington, Tenn.
Bartlett

YEAR	GP/GS	PPG	RPG	APG	FG%	3FG%	FT%
25-26	13/0	2.2	1.2	0.1	.542	.000	.750
	7.1 MPG				13-24	0-0	3-4
24-25	29/11	3.1	2.3	0.1	.573	.000	.200
23-24	22/0	2.0	1.8	0.1	.581	.000	.563
Season Highs:	Pts: 7	Rebs: 3	Ast: 1	Stls: 1	Blks: 1		
Career Highs:	Pts: 10	Rebs: 9	Ast: 1	Stls: 2	Blks: 2		

LG: Did not play
Has registered a season-high seven points vs. Southern Miss
Tallied a career-high 10 points vs. Cincinnati as a freshman
Started in 11 games as sophomore w/ career-high nine boards vs. Ole Miss
Ranked No. 55 in Class of 2023 HoopGurlz Rankings



HC

WES
MOORE13th season at NC State (318-102)
37th season overall (876-271)
Johnson University ('84, B.S. in Religion)

Has the second most career wins among active head women's basketball coaches
His teams have finished in the AP Top 10 in six of past seven years
Has led his NC State teams to nine NCAA Tournaments, eight straight, six Sweet 16s, two Elite Eights and the program's first Final Four (2024) since 1998
Three-time ACC Tournament Champion and two-time ACC Regular Season Champion
Has just one losing season in 36 full seasons with 30 postseason appearances, 31 20+ win seasons and 16 25+ win seasons
Earned 15 Coach of the Year honors, including 2025 ACC Coach of the Year and 2021 WBCA National Coach of the Year and 2019 AP National Coach of the Year Runner-Up