



MEN'S BASKETBALL

2025-26 Season | Game 27

**FIGHTING
IRISH MEDIA**
PRIMARY MEN'S
BASKETBALL CONTACT

SECONDARY
CONTACT

Josh Bates
jbates2@nd.edu
574-310-9954

Aly Prigge
aprigge@nd.edu
419-591-9329



NOTRE DAME (12-14, 3-10)

vs

PITT (9-17, 2-11)

SATURDAY, FEB. 21

Pittsburgh, PA | 2 pm ET

Petersen Events Center

TV Broadcast ACC Network

TV Crew Doug Sherman
Scott Williams

Radio 960 WSBT-AM

Radio Crew Conor Clingen
Scott Martin

Live Stats Statbroadcast

Social @ndmbb

Head Coaches

NOTRE DAME
MICAH SHREWSBERRY

Record at School:
40-52 (3rd Year)

Overall Record:
77-83 (5th Year)

PITT
JEFF CAPEL

Record at School:
123-124 (8th)

Overall Record:
298-234 (17th)

The Series

OVERALL

Record: Lead, 41-32

Streak: W2

Last Meeting: W, 55-54, at last
year's ACC Tournament

AWAY

Record: Trail, 15-20

Streak: L1

Last Meeting: L, 60-70, on
2/3/24

2025-26 Schedule

Overall: 12-14 (3-10 ACC)

Home: 9-5; Away 2-7; Neutral 1-2

Date	Opponent	TV	Time/Result
11/3	LIU	ACCNX	W, 89-67
11/7	Detroit Mercy	ACCNX	W, 102-70
11/11	Eastern Illinois	ACCNX	W, 78-58
11/16	@ Ohio St	FS1	L, 63-64
11/19	Bellarmine	ACCNX	W, 86-79
11/24	vs. (RV/RV) Kansas#	TNT	L, 61-71
11/25	vs. Rutgers#	TNT	W, 68-63
11/26	vs. #3/2 Houston#	TNT	L, 56-66
12/2	(RV/RV) Missouri%	ESPNU	W, 76-71
12/5	@ TCU	ESPN+	W, 87-85 OT
12/10	Idaho	ACCNX	W, 80-65
12/13	Evansville	ACCN	W, 82-58
12/21	Purdue Fort Wayne	ACCNX	L, 69-72
12/30	@ Stanford*	ESPN2	W, 47-40
1/2	@ Cal*	ESPN2	L, 71-72
1/10	(RV/RV) Clemson*	ESPN2	L, 61-76
1/13	(RV/RV) Miami*	ESPNU	L, 69-81
1/17	@ Virginia Tech*	ACCN	L, 76-89
1/21	@ #22/24 UNC	ESPN2	L, 69-91
1/24	Boston College*	ACCN	W, 68-64
1/27	#17/17 Virginia*	ESPN2	L, 97-100 2OT
1/31	@ Syracuse*	The CW	L, 72-86
2/4	@ #24/23 Louisville*	ESPN2	L, 65-76
2/7	Florida St*	The CW	L, 79-82
2/10	@ SMU*	ACCN	L, 81-89
2/14	Georgia Tech*	The CW	W, 89-74
2/21	@ Pitt*	ACCN	2 pm
2/24	Duke*	ESPN/2/U	7 pm
2/28	NC State*	The CW	Noon
3/4	Stanford*	ESPNU	9 pm
3/7	@ Boston College*	ESPNU	Noon
3/10-14	ACC Tournament^		

* - Atlantic Coast Conference game

- Players Era Festival (MGM Grand Garden Arena in Las Vegas)

% - ACC/SEC Challenge

^ - ACC Tournament (Spectrum Center in Charlotte)

TEAMS BY THE NUMBERS

NOTRE DAME		PITT
74.7	Scoring Offense	69.9
73.4	Scoring Defense	71.8
+1.2	Scoring Margin	-1.8
.451	FG%	.434
.435	FG% Defense	.460
.363	3FG%	.331
.327	3FG% Defense	.354
8.9	3FG Made/Game	8.2
.692	FT%	.663
37.0	Rebounds	34.7
+4.2	Rebound Margin	+2.4
12.3	Assists	13.2
11.6	Turnovers	11.3
-1.9	Turnover Margin	-0.7
4.6	Steals	6.5
2.3	Blocks	3.2



2025-26 Notre Dame Men's Basketball TEAM INFORMATION

NOTRE DAME ROSTER

No.	Name	Pos.	Height	Year	Eligibility	Hometown	Previous School
0	Brady Stevens	G	6-4	So.	Fr.	Boston, MA	Wellesley High
2	Logan Imes	G	6-4	Jr.	Jr.	Zionsville, IN	Zionsville
3	Markus Burton	G	6-0	Jr.	Jr.	Mishawaka, IN	Penn
5	Cole Certa	G	6-5	So.	So.	Le Roy, IL	IMG Academy
6	Brady Koehler	F	6-10	Fr.	Fr.	Fishers, IN	Cathedral High
7	Ryder Frost	F	6-7	Fr.	Fr.	Beverly, MA	Phillips Exeter Academy
10	Jalen Haralson	G	6-7	Fr.	Fr.	Anderson, IN	La Lumiere
11	Braeden Shrewsberry	G	6-4	Jr.	Jr.	Granger, IN	State College Area High
12	Garrett Sundra	F	6-11	So.	So.	Ashburn, VA	Paul VI Catholic
13	Sir Mohammed	G	6-6	So.	So.	Charlotte, NC	Myers Park
14	Kebba Njie	F	6-10	Sr.	Sr.	Centerville, OH	La Lumiere / Penn St
15	Tommy Ahneman	C	6-11	Fr.	Fr.	Fargo, ND	Cretin-Derham Hall
22	Luke Devine	F	6-7	Fr.	Fr.	Moraga, CA	Campolindo
33	Carson Towt	F	6-8	Gr.	Gr.	Gilbert, AZ	Gilbert High / Northern Arizona
34	Matt MacLellan	F	6-9	Gr.	Gr.	Canton, MI	Plymouth High / Madonna

COACHING STAFF

Glenn & Stacey Murphy Men's Basketball Head Coach	Micah Shrewsberry	Hanover '99	3rd Season
Associate Head Coach	Kyle Getter	Hanover '01	3rd Season
Assistant Coach	Mike Farrelly	St. Joseph's '03	3rd Season
Assistant Coach	Ryan Owens	Southern Indiana '00	3rd Season
Assistant Coach	Tre Whitted	Marshall '07	3rd Season
Assistant Coach	Grady Eifert	Purdue '19	3rd Season
Director of Ops	Bo Waggoner	Penn St '20	1st Season
General Manager	Pat Garrity	Notre Dame '98	1st Season

PRONUNCIATION

Kebba Njie	Jai (think hi but with a J instead of a H)
Logan Imes	Think Dimes without 'D'
Brady Koehler	Kale-er
Tommy Ahneman	On-uh-men
Mike Farrelly	Fair-uh-lee

Team Information

CURRENT TEAM

Conference	Atlantic Coast
Home Arena (Capacity)	Purcell Pavilion (9,149)
Starters Returning/Lost	3/2
Total Returning/Lost	7/6
Newcomers	7

ND MEN'S BASKETBALL

First Season	1897
Full Seasons	121
All-Time Record	1990-1142-2 (.631)
NCAA Appearances/Record	37 / 41-42
First/Last NCAA Appearance	1953 / 2022
ACC Member	2013-14 - present
ACC Regular Season	107-131 (.448)
ACC Tournament	13-10 (.565)
ACC Tournament Championships	1 (2015)



2025-26 Notre Dame Men's Basketball

TEAM RANKINGS & NUMBERS

By the Numbers

37
NCAA
Tournament bids

1,990
Total Program Wins

3rd
most 1,000-point
scorers amongst
all Division I
programs

AP Top 25
Week 16

USA Today Coaches
Week 16

AP Top 25

RK	TEAM	REC	PTS
1	Michigan (60)	24-1	1524
2	Houston (1)	23-2	1402
3	Duke	23-2	1397
4	Arizona	23-2	1358
5	UConn	24-2	1318
6	Iowa State	22-3	1212
7	Purdue	21-4	1042
8	Kansas	19-6	1011
9	Nebraska	22-3	982
10	Illinois	21-5	938
11	Gonzaga	25-2	903
12	Florida	19-6	895
13	Texas Tech	19-6	822
14	Virginia	22-3	730
15	Michigan State	20-5	681
16	North Carolina	20-5	594
17	St. John's	20-5	590
18	Saint Louis	24-1	468
19	Vanderbilt	21-4	449
20	Arkansas	19-6	387
21	Louisville	19-6	263
22	Miami (OH)	25-0	238
23	BYU	19-6	214
24	Wisconsin	18-7	109
25	Alabama	18-7	104

Others receiving votes: Clemson 55, Utah State 45, Tennessee Villanova 29, Kentucky 15, Miami 10, Saint Mary's 3, VCU 1

Coaches Poll

RK	TEAM	REC	PTS
1	Michigan (31)	24-1	775
2	Houston	23-2	719
3	Duke	23-2	695
4	Arizona	23-2	670
5	UConn	24-2	663
6	Iowa State	22-3	624
7	Purdue	21-4	542
8	Gonzaga	25-2	500
9	Nebraska	22-3	497
10	Illinois	21-5	491
11	Florida	19-6	471
12	Kansas	19-6	445
13	Texas Tech	19-6	423
14	Virginia	22-3	388
15	Michigan State	20-5	349
16	St. John's	20-5	315
17	Arkansas	19-6	247
18	Vanderbilt	21-4	244
19	Saint Louis	24-1	233
20	North Carolina	20-5	200
21	Louisville	19-6	159
22	BYU	19-6	114
23	Miami (OH)	25-0	90
24	Clemson	20-6	68
25	Wisconsin	18-7	36

Others receiving votes: Alabama 32, Villanova 30, Utah State 20, Tennessee 19, Iowa 7, Kentucky 6, Saint Mary's 2, Miami 1

226	career three-pointers for Braeden
86	current rating in the NET
77.2	ppg over the last 5 games
76	made threes on the year for Shrewsberry
71st	all-time in rebounding for Towt and his 1,306 career boards
69th	Braeden became the 69th player all-time to reach 1000 career points at ND
42.5%	from three for Braeden - ranks 3rd in the ACC, 25th in nation
37	points - career high - for Certa against Georgia Tech. He made a career best 7 three-pointers
18.5	ppg - Burton was averaging at time of TCU injury
16.3	ppg during ACC play Haralson - ranks 4th amongst ACC freshmen
10	wins away from 2,000 all-time in program history. Would become the 8th school to accomplish this feat
8.8	made threes per game in the month of February between Certa and Shrewsberry - tops power conference duos
5-3	record in overtime games during the Coach Shrews Era
4	only 4 instances over last 30 years in which an Irish player in the first 10 games totaled 180+ points, 30+ assists and 15+ steals. Burton became the fourth at TCU
4	of the last 6 halves, the Irish have shot over 50% from field
3.5	offensive rebounds/game for Towt - 1st in ACC, 17th in nation
3	double-digit comeback wins for the Irish this season. The largest was 13 against Boston College on Jan. 24.
2	Back-to-back games scoring over 80 points
2	30 point performances in the last 6 games for Certa

National Rankings

2025-26 Notre Dame Team Rankings

Statistic	Nat'l Rank	Conf Rank	Value	Nat'l Leader	Value

2025-26 Notre Dame Player Rankings

Statistic	Player	Nat'l Rank	Conf Rank	Value
3PT%	Shrewsberry	25	3	.425
Made 3s/game	Shrewsberry	41	3	2.9
Def Reb/game	Towt	63	5	5.7
Off Reb/game	Towt	17	1	3.5
Rebounds/game	Towt	30	4	9.3
FT%	Certa	14	1	.905



2025-26 Notre Dame Men's Basketball

NOTRE DAME IN THE ACC

ACC Standings

Predicted Order	Standings
1. Duke	Duke, 13-1
2. Louisville	Virginia, 10-2
3. North Carolina	Clemson, 10-3
4. NC State	Miami, 9-3
5. Virginia	NC State, 10-4
6. SMU	UNC, 8-5
7. Clemson	Louisville, 8-5
8. Miami	SMU, 7-6
9. Syracuse	Cal, 6-7
10. Notre Dame	Virginia Tech, 6-7
11. Wake Forest	FSU, 6-7
12. Virginia Tech	Syracuse, 6-8
13. Georgia Tech	Stanford, 5-8
14. Pitt	Wake Forest, 4-8
15. Florida St	Notre Dame, 3-10
16. Cal	Georgia Tech, 2-11
17. Stanford	BC, 2-11
18. Boston College	Pitt, 2-11

2025 PRESEASON ACC AWARDS

First Team	Second Team
Cameron Boozer, Duke	Boopie Miller, SMU
Darrion Williams, NCST	J.J. Starling, Syracuse
Markus Burton, ND	Isaiah Evans, Duke
Mikel Brown Jr., UL	Baye Ndongo, GT
Ryan Conwell, UL	Caleb Wilson, UNC

Player of the Year	Rookie of the Year
Darrion Williams, NCST	Cameron Boozer, Duke

ACC Stat Rankings

2025-26 Team ACC Rankings		
Team Stats	ACC Games	All Games
Scoring Offense	72.6 (13)	74.7 (15)
Scoring Defense	78.5 (12)	73.4 (12)
Scoring Margin	-5.9 (15)	+1.2 (15)
FT Percentage	.673 (16)	.692 (13)
FG Percentage	.431 (11)	.451 (11)
FG Pct. Defense	.451 (6)	.435 (12)
3-FG Percentage	.347 (9)	.363 (5)
3-FG Pct. Defense	.321 (5)	.327 (8)
Rebounding Off	36.2 (5)	37.0 (8)
Rebounding Def	35.2 (10)	32.8 (6)
Rebounding Margin	1.0 (6)	+4.2 (6)
Blocked Shots	2.6 (14)	2.3 (18)
Assists	11.6 (15)	12.4 (16)
Steals	4.2 (18)	4.6 (18)
Turnover Margin	-2.4 (17)	-1.9 (17)
Assist/TO Ratio	1.0 (16)	1.1 (17)
Offensive Rebounds	11.5 (4)	11.2 (9)
Defensive Rebounds	24.8 (9)	25.7 (10)
3-FG Made	8.7 (10)	8.9 (8)

2025-26 Individual ACC Rankings			
Indiv. Leaders	Stat	ACC	All
Towt	Reb/game	8.4 (5)	9.3 (4)
	O-Reb/game	3.5 (3)	3.5 (1)
	D-Reb/game	4.9 (12)	5.7 (5)
Shrewsberry	3PT%	.366 (8)	.425 (3)
	3PT/Game	2.6 (7)	2.9 (3)
Certa	FT%	.865 (5)	.905 (1)
	3PT/Game	2.9 (4)	2.5 (7)
	3PT%	.376 (6)	.384 (6)
Haralson	Scoring	16.3 (12)	15.5 (13)
	FG%	.529 (7)	.509 (8)

'25-26 ACC Player of the Week

Nov. 10	Caleb Wilson, UNC / Neoklis Avdalas, VT
Nov. 17	Cameron Boozer, DUKE / Mikel Brown Jr, UL
Nov. 24	B.J. Edwards, SMU
Dec. 1	Cameron, Boozer, DUKE
Dec. 8	Cameron Boozer, DUKE
Dec. 15	Myles Colvin, WAKE FOREST
Dec. 22	Paul McNeil Jr., NC ST
Dec. 29	B.J. Edwards, SMU
Jan. 5	Boopie Miller, SMU
Jan. 12	Tre Donaldson, MIAMI
Jan. 19	Cameron Boozer, DUKE
Jan. 26	B.J. Edwards, SMU
Feb. 2	Thijs De Ridder, UVA
Feb. 9	Quadir Copeland, NC STATE
Feb. 16	Mikel Brown Jr, UL

'25-26 ACC Rookie of the Week

Nov. 10	Caleb Wilson, UNC / Neoklis Avdalas, VT
Nov. 17	Cameron Boozer, DUKE / Mikel Brown Jr, UL
Nov. 24	Cameron Boozer, DUKE
Dec. 1	Cameron Boozer, DUKE
Dec. 8	Cameron Boozer, DUKE
Dec. 15	Neoklis Avdala, VIRGINIA TECH
Dec. 22	Caleb Wilson UNC
Dec. 29	Ebuka Okorie, STANFORD
Jan. 5	Cameron Boozer, DUKE
Jan. 12	Cameron Boozer, DUKE
Jan. 19	Cameron Boozer, DUKE
Jan. 26	Cameron Boozer, DUKE
Feb. 2	Thijs De Ridder, UVA
Feb. 9	Ebuka Okorie, STAN / Caleb Wilson, UNC
Feb. 16	Mikel Brown Jr, UL



2025-26 Notre Dame Men's Basketball LINEUPS

Starting Lineups By Game

11.3 LIU

Burton
Shrewsberry
Haralson
Sundra
Towt

12.10 IDAHO

Haralson
Shrewsberry
Certa
Sundra
Towt

1.27 VIRGINIA

Haralson
Shrewsberry
Certa
Koehler
Towt

11.7 DETROIT MERCY

Burton
Shrewsberry
Mohammed
Sundra
Towt

12.13 EVANSVILLE

Haralson
Shrewsberry
Certa
Sundra
Towt

1.31 SYRACUSE

Haralson
Shrewsberry
Certa
Koehler
Towt

11.11 E. ILLINOIS

Burton
Shrewsberry
Mohammed
Sundra
Towt

12.21 FORT WAYNE

Haralson
Shrewsberry
Certa
Sundra
Towt

2.4 LOUISVILLE

Haralson
Shrewsberry
Certa
Koehler
Towt

11.16 OHIO ST

Burton
Shrewsberry
Mohammed
Sundra
Towt

12.30 STANFORD

Haralson
Shrewsberry
Imes
Sundra
Towt

2.7 FLORIDA ST

Haralson
Shrewsberry
Certa
Koehler
Towt

11.19 BELLARMINE

Burton
Shrewsberry
Haralson
Sundra
Towt

1.2 CAL

Haralson
Shrewsberry
Imes
Sundra
Towt

2.10 SMU

Haralson
Shrewsberry
Certa
Koehler
Towt

11.24 KANSAS

Burton
Shrewsberry
Haralson
Sundra
Towt

1.10 CLEMSON

Haralson
Shrewsberry
Imes
Sundra
Towt

2.14 GEORGIA TECH

Imes
Shrewsberry
Certa
Koehler
Towt

11.25 RUTGERS

Burton
Shrewsberry
Haralson
Mohammed
Towt

1.13 MIAMI

Haralson
Shrewsberry
Imes
Sundra
Towt

2.21 PITT

-
-
-
-
-

11.26 HOUSTON

Burton
Shrewsberry
Haralson
Sundra
Towt

1.17 VIRGINIA TECH

Haralson
Shrewsberry
Imes
Mohammed
Towt

2.24 DUKE

-
-
-
-
-

12.2 MISSOURI

Burton
Shrewsberry
Haralson
Sundra
Towt

1.21 NORTH CAROLINA 2.28 NC STATE

Haralson
Shrewsberry
Certa
Koehler
Towt

-
-
-
-
-

12.5 TCU

Burton
Shrewsberry
Haralson
Sundra
Towt

1.24 BOSTON COLLEGE 3.4 STANFORD

Haralson
Shrewsberry
Certa
Koehler
Towt

-
-
-
-
-

3.7 BOSTON COLLEGE

-
-
-
-
-

Starting Lineup by Player

Player	Games Started	
	This Season	Career
Carson Towt	26	146
Braeden Shrewsberry	26	67
Jalen Haralson	22	22
Garrett Sundra	17	17
Markus Burton	10	68
Cole Certa	11	11
Brady Koehler	8	8
Logan Imes	6	11
Sir Mohammed	5	13
Kebba Njie		83

Record When Starting

Player	2025-26	Irish Career
Shrewsberry	12-14	30-37
Towt	12-14	12-14
Sundra	9-7	9-7
Haralson	9-13	9-13
Burton	7-3	32-36
Certa	4-7	4-7
Mohammed	3-2	6-7
Imes	2-4	2-9
Koehler	2-6	2-6
Njie		23-34



2025-26 Notre Dame Men's Basketball

NOTRE DAME'S RECORD WHEN

DAY OF THE WEEK

Sunday	0-2
Monday	1-1
Tuesday	4-3
Wednesday	2-3
Thursday	
Friday	2-1
Saturday	2-4

TIME OF GAME

Day Games (before 6pm local time)	3-5
Night Games (6pm or later local time)	9-9

LOCATION

Home Games	9-5
Road Games	2-7
Neutral Site	1-2

HALFTIME SCORE

Leading at the half	8-3
Tied at the half	1-1
Trailing at the half	3-10

INDIVIDUAL SCORING

Two or fewer double-figure scorers	2-6
Three double-figure scorers	5-5
Four double-figure scorers	4-3
Five or more double-figure scorers	1-0

REBOUNDING MARGIN

More rebounds than opponent	12-5
Same number of rebounds	0-0
Fewer rebounds than opponent	0-9

FIELD GOAL SHOOTING

Shot higher percentage than opponent	12-4
Shot same percentage as opponent	0-0
Shot lower percentage than opponent	0-10
Shot 45% or better	10-5
Shot less than 45%	2-9
Hold opponent under 40%	7-3

FREE-THROW MARGIN

Make more free-throws than opponent	7-4
Make same number of free-throws	0-1
Make fewer free-throws than opponent	5-9

TURNOVERS

Commit fewer turnovers	5-4
Commit same number of turnovers	0-1
Commit more turnovers	7-9
Single-digit turnovers	2-1

UNIFORM COMBINATIONS

White Notre Dame script	9-2
Navy Irish script	2-8
Green jerseys	0-2
Bend jerseys	1-2

MISCELLANEOUS

vs top-25	0-4
vs top-10	0-1
When ranked higher	0-0
When ranked lower	0-0
Both ranked	0-0
Both unranked	12-10
In overtime games	0-1

MARGIN OF VICTORY

1-5 points	4-5
6-10 points	2-3
11-15 points	2-5
16-20 points	1-0
21+ points	3-1

MONTH

November	5-3
December	5-1
January	1-7
February	1-3
March	0-0

Largest Halftime Lead

15 | LIU (40-25), 11/3

Largest Halftime Deficit

14 | #2/3 Houston (39-25), 11/26

Largest Lead

36 | Detroit Mercy (8:08, 2H), 11/7

Largest Deficit

29 | vs #22/24 North Carolina (9:40, 2H), 1/21

Largest Deficit Overcome to Win

13 | Boston College (19:26, 2H), 1/24
12 | Missouri (0:45, 1H), 12/2
11 | TCU (5:36, 1H), 12/5

Largest Lead Given Out in Loss

19 | #17 Virginia (6:06, 1H), 1/27
12 | at Cal (8:36, 1H), 1/2
11 | at Ohio State (9:14, 1H), 11/16

Most Consecutive Points

12 | Bellarmine, 11/19

Most Consecutive Points (Opponent)

14 | at Louisville, 2/4
14 | vs Florida St, 2/7
14 | at SMU, 2/10

Lowest Scoring Half

22 | at Stanford, 1H, 12/30

Highest Scoring Half

58 | Detroit Mercy, 2H, 11/7





2025-26 Notre Dame Men's Basketball

LEADING THE IRISH

LEADING SCORERS

Burton	8
Haralson	8
Shrewsberry	5
Certa	4
Koehler	1
Mohammed	1

LEADING REBOUNDERS

Towt	20
Koehler	2
Mohammed	2
Burton	2
Imes	2
Njie	1
Haralson	1

LEADERS IN ASSISTS

Haralson	10
Imes	6
Towt	5
Shrewsberry	5
Burton	4
Mohammed	4
Certa	1

LEADERS IN DOUBLE-FIGURE POINTS

Player	2025-26	Career
Jalen Haralson	21	21
Braeden Shrewsberry	16	54
Cole Certa	12	13
Markus Burton	9	63
Sir Mohammed	6	7
Brady Koehler	5	5
Carson Towt	4	61
Ryder Frost	3	3
Logan Imes	3	4
Kebba Njie		8
Garrett Sundra		2

LEADERS IN DOUBLE-FIGURE REBOUNDS

Player	2025-26	Career
Towt	12	59
Njie	1	6
Koehler	1	1

5-5-5 GAMES (AKA "STAT SHEET STUFFERS")

Player	2025-26	Career
Burton	3	9
Haralson	2	2
Towt	1	19
Mohammed	1	1

DOUBLE-DOUBLES

Player	2025-26	Career
Towt	3	31
Burton	1	1
Koehler	1	1

RUNS OF 10 OR BETTER

Opponents	9
Notre Dame	10

POINTS OFF TURNOVERS

	Total	Average
Notre Dame	304	11.7
Opponents	368	14.2

POINTS IN THE PAINT

	Total	Average
Notre Dame	794	30.5
Opponents	708	27.2

SECOND CHANCE POINTS

	Total	Average
Notre Dame	278	10.7
Opponents	254	9.7

FAST BREAK POINTS

	Total	Average
Notre Dame	194	7.5
Opponents	243	9.3

BENCH SCORING

	Total	Average
Notre Dame	578	22.2
Opponents	445	17.1



2025-26 Notre Dame Men's Basketball NOTRE DAME SPECIALTY STATS

SEASON POINT TOTALS [ND/OPP]

Date	Opponent	Off TO	Paint	2nd Ch	FBreak	Bench
11/3	LIU	21 / 14	26 / 24	21 / 12	9 / 12	52 / 19
11/7	Detroit Mercy	20 / 10	44 / 24	20 / 5	20 / 13	40 / 22
11/11	Eastern Illinois	21 / 9	38 / 18	17 / 4	7 / 3	25 / 6
11/16	@ Ohio St	15 / 19	38 / 18	2 / 2	3 / 0	17 / 6
11/19	Bellarmine	15 / 17	36 / 24	12 / 2	13 / 10	26 / 32
11/24	vs. Kansas	12 / 9	34 / 38	4 / 11	10 / 6	11 / 8
11/25	vs. Rutgers	16 / 14	36 / 16	13 / 16	9 / 6	11 / 12
11/26-27	vs. Houston	9 / 12	20 / 20	10 / 24	4 / 2	21 / 19
12/2	Missouri	9 / 23	24 / 34	5 / 8	15 / 22	30 / 31
12/5	@ TCU	11 / 20	26 / 32	5 / 10	3 / 17	27 / 24
12/10	Idaho	6 / 8	46 / 22	10 / 5	3 / 8	10 / 9
12/13	Evansville	13 / 16	20 / 20	8 / 6	3 / 7	32 / 12
12/21	Purdue Fort Wayne	6 / 15	34 / 24	10 / 4	21 / 8	17 / 0
12/30	@ Stanford	4 / 11	30 / 18	12 / 4	2 / 9	16 / 13
1/2	@ Cal	0 / 11	18 / 24	7 / 8	10 / 13	25 / 13
1/10	Clemson	11 / 18	18 / 34	7 / 11	3 / 10	16 / 8
1/13	Miami	6 / 19	28 / 40	11 / 6	2 / 13	35 / 15
1/17	@ Virginia Tech	15 / 20	36 / 36	15 / 17	2 / 6	42 / 24
1/21	@ UNC	2 / 7	30 / 32	13 / 17	2 / 13	36 / 35
1/24	Boston College	10 / 10	26 / 22	15 / 17	8 / 10	11 / 8
1/27	Virginia	13 / 10	32 / 36	6 / 12	9 / 9	3 / 33
1/31	@ Syracuse	5 / 13	38 / 36	5 / 6	9 / 9	10 / 18
2/4	@ Louisville	15 / 13	22 / 40	14 / 11	0 / 12	14 / 33
2/7	Florida St	7 / 14	28 / 20	11 / 11	6 / 10	24 / 19
2/10	@ SMU	28 / 16	36 / 30	8 / 17	11 / 10	11 / 15
2/14	Georgia Tech	14 / 20	30 / 26	17 / 8	10 / 9	7 / 11
2/21	@ Pitt					
2/24	Duke					
2/28	NC State					
3/4	Stanford					
3/7	@ Boston College					



2025-26 Notre Dame Men's Basketball ARTICLES & STORIES



PIVOTAL PITT GAME

The Fighting Irish (12-14, 3-10) are coming off a must-win game against Georgia Tech, a game in which they rolled to an 89-74 victory. Up next, perhaps an even more pivotal matchup with Notre Dame's ACC Tournament dreams in the balance - at Pittsburgh (9-17, 2-11) this Saturday at 2 p.m. ET on ACC Network. A win would position the Irish well with tiebreakers against Georgia Tech & Pitt, plus possibly Boston College and Stanford depending on future outcomes.

Notre Dame leads the overall series 41-32, with a 9-5 mark in ACC play. ND and Pitt played twice late last season, with the Irish winning both by a combined margin of five points. The Blue & Gold won 76-72 at home on Feb. 22, then earned a 55-54 victory in the opening round of the ACC Tournament.

Both Notre Dame and Pitt received mid-week byes and arrive to Saturday's matchup well rested. The Panthers have lost five straight in a top half of the league gauntlet: Clemson, Virginia, SMU, Duke and North Carolina. Four Pitt players average double figures in ACC play in the 11-12.2 ppg range: Brandin Cummings (12.2), Roman Siulepa (12.1), Cameron Corhen (11.5) and Barry Dunning Jr. (11.0). As a team they are averaging 65.8 ppg on 41.2% shooting.

COLE CERTA FLU GAME

Listed as probable before the game due to the flu, it certainly didn't show for Cole Certa. The sophomore went off for a career high 37 points in the 89-74 win over Georgia Tech.

The 37 points tied Matt Farrell for the second most in an ACC game (most in

regulation), trailing only Markus Burton's 43 points in 2OT game against Cal a season ago.

Certa drained a career-best seven threes, finishing 7-11. He was 12-20 from the field overall. Certa dropped 21 points in the first half, marking the first time an Irish player has done so since Markus Burton's 22 at Syracuse on Jan. 18, 2025.

Furthermore, Braeden Shrewsberry and Logan Imes each stepped up to compliment Cole. Braeden netted his fourth 20-point game of the season with 20 exactly, converting 4-8 from three to go with his team high 4 assists. Meanwhile, Logan produced his best game of his career, starting in place of the injured Jalen Haralson. Logan earned a career high in points (14) and rebounds (9).

THE CATHOLIC CANNONS

There's been no better three-point shooting duo at a power conference school in the month of February than Cole Certa and Braeden Shrewsberry. It's just factual. Over four games in February, Certa is averaging 5.0 made threes per game, while Shrewsberry is averaging 3.8. Their combined 8.8 made threes per game is the highest mark between teammates this month amongst any duo at a power conference school.

To put into perspective how good this stat is -- 8.8 made threes per game is more than what Pitt is averaging for the season heading into Saturday's matchup (8.2). In addition, Cole's 5.0 made threes per game in February leads all power conference players.

And despite playing in less games, Cole and Braeden are right there for combined total

threes as well in the month of February at 35.

1. Atwell/Anderson, Texas Tech - 37 in 5 games
2. Philon Jr/Wrightsell Jr, Alabama - 37 in 6 games
3. Certa/Shrewsberry, ND - 35 in 4 games

OFFENSE REVVING UP DOWN THE STRETCH

The Irish have scored at least 79 points in 3 straight games and over 80 in the last two. The last time Notre Dame scored over 80 points in back-to-back games was the first three of the 2024-25 season.

The Blue & Gold have also shot over 50 percent in four of the last six halves.

Further perspective ... over the first six ACC games, Notre Dame averaged 69.0 ppg on 41.4% shooting. Over the last five games, a different story - 77.2 ppg on 46.3% shooting. Certa, Haralson & Shrewsberry are all averaging above 15 ppg in the last five.

Individually speaking, let's start with the sophomore sharpshooter Cole Certa who is on a career best four game double-digit scoring streak. He's totaled 85 points (21.3 ppg) behind 29-66 shooting (43.9%), 20-45 from three (45.5%).

He is fresh off his career high 37 point performance which marked his second 30-point game in the last six games. The other was a 34-point performance vs. #17 Virginia on Jan. 27. His two 30-burgers are the second most in ACC play only behind Ebuka Okorie's 3.

Braeden Shrewsberry has produced 3



2025-26 Notre Dame Men's Basketball ARTICLES & STORIES

straight games in double figures, totaling 54 points, aka 18.0 ppg. Braeden is 13-29 from three (44.8%) & 15-36 overall (41.7%). He dropped 20 points in the Georgia Tech win, 16 points at SMU and 18 points vs. Florida St.

Completing the three-headed monster is Jalen Haralson. The freshman is playing his best basketball of the season. He's produced three games of 20 or more points over the last five he's played (missed last game due to injury). He's averaging 18.4 points, 4.0 rebounds & 3.5 assists in that timeframe, shooting a hot 59.3% from the field. There are only 3 players averaging 18 points, 4 rebounds & 3.5 assists since Jan. 27 (last 5 games):

- Jalen Haralson
- Cameron Boozer
- Mikel Brown Jr.

Jalen's top game - a career high 26 points at Syracuse, with 19 coming in the 2nd half on 6-7 shooting. Not to mention, a dunk worthy of the SportsCenter Top-10.

NEXT MAN UP

This young Irish squad has been forced to grow up fast, learning to grow and compete together without their floor general, Markus Burton - for the second consecutive year no less. On Dec. 10, Burton had surgery performed on his left ankle, an injury he incurred at TCU.

Burton was averaging a team best 18.5 points per game and was coming off one of his most complete games of his career after dropping his first career double-double with 18 points and 10 assists vs. Missouri. He had six points and five assists in 10 minutes at TCU.

Burton had a phenomenal start of the season, becoming just 1-of-3 Notre Dame players over the past 30 years to total 180+ points, 30+ assists and 15+ steals over the first 10 games, joining Jerian Grant (2013-14, 2014-15) & Chris Thomas (2002-03).

Furthermore, Notre Dame endured another blow with senior forward Kebba Njie. The Centerville, Ohio, native suffered a season-ending lower body injury in the game against Miami. Njie has played all four years under Coach Shrewsberry, following him from Penn State after his freshman season. At Notre Dame, Njie started in 57 of his 77 total games played

FRESHMAN STANDOUT JALEN HARALSON

With such a talented ACC freshman class, Notre Dame freshman guard Jalen Haralson has flown a little under the national radar and we are here to sing his praises as to why he should be considered for ACC All-Rookie Team and All-ACC consideration. **Haralson is averaging a team best 16.3 ppg in ACC play. That number ranks 4th amongst ACC freshman, just ahead of De Ridder.** He shoots an efficient 52.9% from the floor in league play which ranks 7th overall.

He's registered double digit points in all but 3 games and has earned six games of 20+ -- three in ACC play over the last five games he's played: 20 vs Virginia, career high 26 at Syracuse and 23 at SMU.

Jalen is strong and shifty when attacking the rim, converting 69.3% from within 4.5 feet. The Fishers, Indiana, native shoots 53.9% overall from two-point range, in addition to leading the team in free throw attempts (6.0 per game).

SHREWSBERRY LEADING FROM THREE

Braeden Shrewsberry continues to prove he's one of the best from deep, ranking 3rd in the ACC in three-point shooting percentage at 42.5%. That number also ranks 25th in the country. He's converting 2.9 made threes per game which ranks 3rd in the league.

Shrewsberry's sweet spot? The corner three - where he's draining 52.4%, which is 16.6% above the Division I average.

His best performance from beyond the arc came against Evansville when Shrewsberry scored a career-high 26 points behind a career-high 8 three pointers, shooting 80% from three (8-10). His 8 made triples tied for the 7th most in a game all-time in program history.

Braeden has drained 76 threes on the year. For comparison, he recorded 78 as a freshman and 72 in a shortened sophomore campaign.

BRAEDEN CAREER ACCOLADES

Speaking of Shrewsberry making it rain, the junior reached the 1,000-point career milestone at SMU on Feb. 10, doing so in 84 games. He became the 69th Notre Dame

player all-time to reach the milestone. **That number ties Louisville for 3rd most all-time behind Duke (70) & UNC (81).**

Braeden also enters Saturday's matchup with 226 career made threes. He is now 11 away (237) from moving into the program's top-10.

TEXAS SHOOTOUT

Notre Dame looked offensively sound but dropped an 81-89 shootout to SMU in Dallas. The Fighting Irish erased a 10-point first-half deficit and claimed a three-point lead in the second half. That's when the Mustangs fired off a 19-2 run, but even then, the Irish battled back within six multiple times, but just couldn't get over the hump by the final buzzer.

Notre Dame shot over 50 percent in each half, finishing the game 31-58 from the field. SMU countered with a strong shooting performance as well, finishing 32-61. The Mustangs used their size as a major strength, outrebounding ND, 38-26, to boast a 17-8 advantage in second-chance points.

Four Irish finished in double figures, led by Jalen Haralson's 23 points on 9-13 shooting. Braeden Shrewsberry and Cole Certa each supplied 16 points, combining for a 9-18 night from three-point range. Lastly, Brady Koehler posted 11 points on 4-5 shooting, plus six rebounds.

LAST FEW WEEKS AT A GLANCE

FLORIDA STATE

Notre Dame was able to erase an 18-point deficit at home to Florida State, claiming its first lead of the game off a Logan Imes three-pointer with 2:07 remaining. The Seminoles immediately countered with a three, their 15th of the game. Later, the Irish down three with six seconds left, had two cracks at it to tie the game, but both rimmed out as they fell 79-82.

The 15 Florida State three-pointers marked the most drained against the Irish all season. Notre Dame showed plenty of heart in the second half where they outscored Florida State, 47-41, shooting 51.5% from the field.

Braeden Shrewsberry led the Irish with 18 points on his birthday, recording four assists and five rebounds as well. Cole Certa scored 11 of his 14 points in the second half. The two combined for eight made threes.



2025-26 Notre Dame Men's Basketball ARTICLES & STORIES

Jalen Haralson also supplied 11 points in the second half, finishing with 15.

LOUISVILLE

Notre Dame showed some grit on the road against a top-25 team, but a late scoring surge from the #24/23 Louisville Cardinals was the difference maker in a 65-76 defeat. The Fighting Irish started hot with an early nine-point lead and trailed by six at the half. Notre Dame fought to pull within four at 9:29, but that's when the Cardinals produced a 16-1 scoring run.

Cole Certa led the Irish with 18 points, draining five triples on the night. Brady Koehler also secured double-digit points with 11 on 4-10 shooting. The freshman also netted four steals and two blocks.

Coach Shrewsberry:

"I thought we didn't finish the ball well. We had some turnovers at the wrong opportunities. It doesn't have to be perfect. We have to take advantage of situations that are advantageous for us.

"The competitive juices were there for us. The competition level was there. We're doing that, I don't care about anything else."

SYRACUSE

At Syracuse on Jan. 31, the Irish just couldn't get over the hump in the 2nd half, whether it was piecing it together defensively, or a critical error that served as an offensive rally killer.

Case in point, a Certa three-pointer would cut the deficit to eight points, but an Irish technical led to a 5-point Syracuse swing that would balloon into a 14-point Orange lead. Later, another Certa triple brought the Irish within six for the first time since the 11:13 mark of the first half, making it a 60-66 ballgame. Yet the wave of momentum was quickly seized when a Syracuse three at the shot clock buzzer sparked a 9-0 run, resulting in a 15-point deficit.

Jalen Haralson recorded a superb 2nd half, missing only one shot and scoring 19 points. He finished with a career high of 26. He finished with a career high of 26.

VIRGINIA

Let's start with the 97-100 heartbreaking double overtime loss to #17 Virginia. It was a game in which the Irish tasted victory on

multiple occasions: ND built a 19-point first-half lead, fell into a four-point deficit in the second half, rallied back to go up six points with two minutes remaining, had a shot at the end of regulation to walk it off, and then was one defensive stand away at the end of the first overtime.

"Not into moral victories, but we are about the process. We are about using every opportunity to learn and get better," Glenn & Stacey Murphy Head Coach Micah Shrewsberry said. "These dudes keep coming, keep fighting, keep competing and try to play their best basketball as the season goes on. I wanted this so bad for them with how hard they're working. They put it out there, all on the line, against a really good team."

Cole Certa went off with a career high 34 points on 10-19 shooting from the floor, 5-13 from three and 9-11 from the free-throw line. Certa's 34 points are the most by a Notre Dame player against an AP-ranked team since Nov. 26, 2008, when Kyle McAlarney scored 39 in a loss to No. 1 UNC. His 34 points were also the third most by a Notre Dame player in an ACC game, trailing just Markus Burton (43 vs Cal) and Matt Farrell (37 vs Boston College).

The game also witnessed a tremendous showing from freshman Brady Koehler. The 6-10 forward out of Fishers, Indiana, dropped his first career double-double with 16 points and 10 rebounds. Koehler also recorded a season-high three steals and season-high tying four blocks.

RIVALRY WIN

"I love our growth and connectivity as a group. I love this team's togetherness," Coach Shrewsberry stated. "I think there are small things that we can still get better at to make a difference moving forward with these remaining games."

-Against Boston College, Notre Dame erased a 13-point deficit, marking not only their largest comeback of the season, but its third double-digit come from behind victory of the year. Notre Dame outscored Boston College, 44-29, in the 2nd half where they shot 50% from the field. The 44 points were the most ND had scored in any half of an ACC game this season.

Braeden Shrewsberry finished with a game-high 22 points, marking his second-

highest scoring output of the season. The junior found success driving into the paint & midrange, making 6-8 from two. Though, Shrewsberry's biggest shot of the night was a three with 1:26 remaining to push the Irish up five.

REBOUNTING TRANSLATES

Coach on Towt: "He's energy personified. There have been a ton of transfers that transferred up and there scoring output doesn't necessarily follow. Rebounding translates at every level. It's heart and it's effort. That's what he does. Carson is just max effort, man. He just plays really hard. His effort on the glass on both ends, his physicality. He's a big brother to these dudes. He's feeding their belief because of the energy and the confidence that he gives them."

Last year's NCAA rebounding leader Carson Towt has been a high-level impact transfer from Northern Arizona. To start, he tied his career-high 19 rebounds in the season opener, which also set a new record for an Irish debut. He then became the first Irish player in the conference era (1995-present) to start the season with six straight games with double-digit rebounds. He currently possesses three double-doubles.

Towt's current rebounding rankings:

- 9.3 rpg ranks 30th nationally, 4th in the ACC
- 3.5 offensive rpg - 1st in ACC/17th in country
- 5.7 defensive rpg - 5th in ACC
- 1,319 career rebounds - leads all active players
- **His 1,319 career rebounds have pushed him into the top-100 all-time list at #71. He just passed Patrick Ewing.**

NOTRE NOTABLES

- The Irish are 10 wins away from 2,000 all-time. They would become the eighth program to achieve this feat.
- Certa is averaging a team best 17.3 ppg against ranked opposition.
- Towt is 15-19 from the field over the last 5 games, totaling 30 points in that span.
- Braeden and Brady Koehler are finding success in the midrange, where they are shooting 44.4% & 58.8%, respectively.
- Certa is 67-74 from the free-throw line. His 90.5% would rank 2nd for a season



2025-26 Notre Dame Men's Basketball

at ND. Steve Vasturia holds the top spot at 91.0%.

- Logan Imes is coming off a career best performance of 14 points & 9 rebounds.
- NET is at 86 -- 2-10 in Quad 1 // 1-2 in Quad 2 // 2-1 in Quad 3 // 7-1 in Quad 4.
- KenPom is at 82 -- ORtg ranked 86 at 114.7 -- DRTg ranked 96 at 104.7.

KOEHLER EARNS STARTING ROLE

Freshman Brady Koehler produced a career high 17 points at Virginia Tech, pouring in 15 in the 2nd half. Overall, he was 5-7 from the field, plus 2-3 from three & 5-6 from the stripe. Since that performance, Koehler has started in 8 straight.

Fast forward to Virginia on Jan. 27 and the freshman impressed yet again. Koehler was all over the stat sheet, recording his first career double-double with 16 points and 10 rebounds (career high). He got it done from the free-throw line where he was a personal best 9-10. He also tied his career high of 4 blocks and set a new high for steals with 3.

Koehler recently had an 11-point showing at #24 Louisville where he went 2-5 from three, recorded 4 blocks & set a new high in steals with 4.

Overall, Koehler has recorded 3 double-digit scoring performances over the last 6 games -- 16 points vs. Virginia; 11 points at #24 Louisville; 11 points at SMU.

Koehler is shooting 50.9% from two-point range and 39.0% from three. .

Lastly, Koehler is averaging 7.2 points & 4.0 rebounds in ACC play on 46.9% shooting, plus 11-27 (40.7%) from three.

CALI ROAD SWING

Notre Dame started the West Coast trip with a gritty not pretty 47-40 victory over Stanford. The Irish held the Cardinal to their third-lowest scoring output since 1996. They also kept Stanford's best scorer in check, Ebuka Okorie, who averaged 22.8 points heading into the game only to be held to a season low seven points. Keep in mind, Stanford has now gone on to beat Louisville and Virginia Tech in their next two games.

It was two young forwards who stepped up in the second half. First, Brady Koehler recorded a stretch in which he scored seven

straight. Then, Garrett Sundra played hero in the final six minutes. When the Cardinal pulled within four late, the sophomore hit clutch back-to-back threes.

And Maples Pavilion has not been an easy place to earn a win - Stanford was 24-5 at home since the start of the 2024-25 season, with just one ACC home loss before that night.

"That was the defensive effort that we've put in since we've gotten back from Christmas," said Irish coach Micah Shrewsberry. "That's how we need to play. If we shoot it well (they didn't), if we don't shoot it well, if we guard that way we've got a chance to win every night. We are a full team defense."

Up next was heartbreak in Berkeley. The Irish built a 12-point lead in the first half and led by four at the halfway point. They later trailed by as much as seven with seven minutes remaining but stormed back to claim a four-point lead with 16-seconds left. Yet, Cal's Dai Dai Ames hit two three-pointers in that final 16-second timeframe, which included a called foul that resulted in a four-point play, culminating to a 71-72 loss.

Braeden Shrewsberry finished with a team-best 21 points. He was 4-9 from beyond the arc in the second half, where he scored 16 of his points. Jalen Haralson finished with 17 points on 5-9 shooting from the floor, as he also chipped in 4 rebounds, 4 assists, and a block. It marked his 13th straight game in double figures. He was followed by Cole Certa with 16 points.

Unfortunately, it makes you wonder moment, the Cal game marked the second one-point loss of the season, which means the Irish were just two possessions away from a then 12-3 record, 2-0 in ACC play.

ACC PLAY RESET

Notre Dame began ACC play with a 9-4 record so let's talk about how they got there.

The Irish incurred three losses earlier on in the season but two were to ranked powers Kansas and Houston in Vegas, and the third was a what if scenario in Columbus - a one-point loss at Ohio State. Those battles tested the Irish, as they learned from them and got better. After Vegas, they rattled off four straight wins which included an

SEC Challenge victory over Mizzou and a Quad 1 win at TCU. At that point in time, the Irish jumped from 86 in the NET to 69. They received votes in the A.P. poll for the first time in the Coach Shrews Era. They appeared at No. 25 in Andy Katz's Power37 and No. 41 in Jon Rothstein's 45.

As Coach Shrewsberry stated, it was a culmination of all their games played, specifically the three losses this year. In fact, not only did they close, but they battled back. The Irish were down 12 to Missouri (7 at the half) and 11 to TCU (9 at the half). The last time Notre Dame came back to win after being down 9+ at halftime was a 13-point deficit to Virginia Tech in the ACC Tourney on March 7, 2018.

It was done by playing team basketball - making the extra pass and hitting clutch shots. Notre Dame produced 16 assists on 25 made field goals against Mizzou. Then recorded 27 assists on 33 made field goals at TCU. The latter marked the most assists in a game since at Syracuse on Jan. 4, 2020.

The Irish were then looking to make it five in a row when Purdue Fort Wayne came to town but it was a cold shooting day for the home team. The three-point loss dropped ND 21 spots in the NET to 81. They check in now at 66 in KenPom.

PLAYERS ERA ROUNDUP

Notre Dame left the desert with a 1-2 record at the Players Era. The Fighting Irish defeated Rutgers but fell to Kansas and No. 2 Houston by 10 points each. A commonality of both losses was poor three-point shooting, which was a strength heading into this MTE. Versus Kansas, Notre Dame was 4-24, and against Houston, the Irish were 6-28.

Against the top-three ranked Cougars, the Irish showed tremendous fight after falling into a 22-point hole, clawing back to just a four-point deficit. A standout in this game was junior guard Logan Imes, who supplied great minutes and boasted the biggest +/- at +10.

Markus Burton led Notre Dame in scoring for all three games in Vegas. The junior averaged 21.3 ppg on 53.3 percent shooting. He recorded 16 rebounds, 11 assists and six steals.

Freshman guard Jalen Haralson averaged 14.0 ppg in Vegas on 44.1 percent shooting.



PAT GARRITY RETURNS TO ALMA MATER IN NEW ROLE

A Notre Dame basketball alumnus has returned home in a new role aimed at revolutionizing the operational aspect of Fighting Irish basketball. Back in May, Pat Garrity was named the Men's & Women's Basketball General Manager, along with serving as the primary sports administrator for the men's program.

Garrity will be tasked with developing long-term roster management strategies for both programs. He'll work to establish a clear vision in recruiting and the transfer portal, while working hand-in-hand with the NIL office on a financial asset allocation strategy.

As the sport administrator for the men's program, other key components of Garrity's role include, but aren't limited to, the development of annual strategic goals, team personnel management, budget analysis, revenue generation and fundraising, alumni relations and facility management.

Garrity graduated magna cum laude from Notre Dame in 1998 with a B.S. in Science Pre Professional Studies. On the court, he was just as successful – a three-time All-Big East selection, the 1997 Big East Player of the Year, a 1998 Second Team All-American and a two-time First Team Academic All-American. Garrity finished with 2,085 career points, which still ranks fifth all-time.

He was selected 19th overall in the first round of the 1998 NBA draft by the Milwaukee Bucks and traded immediately to the Phoenix Suns. In the summer of 1999 he was traded to the Orlando Magic, competing for nine seasons before retiring in 2008. During this time, he also served as secretary/treasurer for the National Basketball Players Association for seven seasons.

In August of 2014 Garrity landed the role of Director of Strategic Planning for the Detroit Pistons. In the summer of 2016, Garrity was promoted to Assistant General Manager and held that position for four seasons before leaving the post in 2020.



HASLAM METRICS ANALYSIS



Automated Team Capsule for 2025-26 Notre Dame 12-14 (0.462) | ACC

All-Play Percentage: 0.786 (79 th)	Schedule Strength: 0.639 (52 nd)	Record Quality: 0.067 (137 th)	Avg. Season Rank: 75.11 (71 st)
Pace: 65.11 (265 th)	Momentum: -0.07 (181 st)	Off. Momentum: 0.93 (148 th)	Def. Momentum: -1.00 (231 st)
Consistency: -8.81 (122 nd)	Res. Consistency: -12.06 (158 th)	Away From Home: -0.94 (267 th)	Paper Tiger Factor: -1.28 (192 nd)

NOTE: All data below reflects predicted performance against the "AO" (average opponent), a fictitious opponent who represents the average in every stat category. Hover over column headers or visit "ABOUT" page for an explanation of each measurement. Includes games through February 16, 2026. Data shown on this page is based on time-dependent ratings.

OFFENSE	Eff	FTAR	FT%	FGAR	FG%	3PAR	3P%	MRAR	MR%	NPAR	NP%	PPSt	PPSC	SCC%	%3PA	%MRA	%NPA	Prox
RATING:	115.25	29.11	68.57	87.85	46.72	35.97	36.70	20.87	39.08	31.01	63.49	9.55	16.04	6.76	40.95	23.76	35.29	2.06
RANK:	85 th	151 st	307 th	104 th	88 th	120 th	67 th	149 th	172 nd	256 th	62 nd	293 rd	90 th	92 nd	133 rd	157 th	277 th	272 nd

DEFENSE	Eff	FTAR	FT%	FGAR	FG%	3PAR	3P%	MRAR	MR%	NPAR	NP%	PPSt	PPSC	SCC%	%3PA	%MRA	%NPA	Prox
RATING:	105.19	26.05	--	86.19	42.32	39.60	31.77	20.98	39.92	25.62	60.60	11.41	11.52	3.82	45.94	24.34	29.72	2.16
RANK:	86 th	99 th	--	155 th	65 th	354 th	54 th	236 th	220 th	13 th	241 st	147 th	30 th	14 th	356 th	248 th	12 th	5 th

ANALYSIS:

Despite what their win percentage might indicate, Notre Dame is a good team that can cause more than enough trouble for most opponents. Ranked 79th overall (out of 365) in our most recent ratings, they presently have a record of 12-14. Of the 18 schools in the ACC (average ranking 63.2), they're currently ranked as our #14 team in the conference.

Notre Dame succeeds primarily through their offense. They are ranked 85th in offensive efficiency and score in excess of 115 points every 100 possessions vs. AO. Notre Dame fares better than most teams when it comes to converting from locations close to the basket. The team is ranked 62nd in the country in near-proximity field goal percentage, making approximately 63.5% of their attempts from up-close vs. AO. However, even with their high conversion rate on near-proximity attempts, this team usually settles for shots from longer distances. Only about 35.3% of their total attempts vs. AO are from the inside. Notre Dame has also been generally quite good when shooting the three-pointer. They're ranked 67th nationally in three-point field goal percentage and make about 36.7% of their attempts from there vs. AO.

Notre Dame plays at roughly the same level defensively as they do offensively. The team ranks 86th nationally in defensive efficiency, allowing about 105 points every 100 trips upcourt vs. AO. Notre Dame does a fantastic job to prevent opposing teams from capitalizing on chances from offensive rebounds. The squad allows AO to convert only 3.8% of all second-chance opportunities (ranked 14th in the NCAA), and with a rating of 11.52, they're 30th in potential points allowed off of the offensive glass as well. Notre Dame also owns a pretty good track record against teams that shoot the three. They rank 54th in the NCAA in defensive three-point percentage, allowing AO to make just 31.8% of their attempts from afar. And to expose that weakness, this team will force AO to shoot the three more than they usually would. Of AO's total field goals, a large chunk of them (45.9%) will come from long-distance.

CBB ANALYTICS SITE

Team Stats - Full Season Stats

Core Stats	Season	Misc Scoring	Season	Box Score	Season
Net Rating	1.9 153	Fast Break Pts / Game	7.5 299	Points / Game	74.7 181
Offensive Rating	112.8 130	% Pts on Fast Break	10.0% 316	Assists / Game	12.3 271
Defensive Rating	110.9 190	Paint Pts / Game	30.5 221	ORes / Game	11.2 139
Pace	65.3 269	% Pts in Paint	40.9% 240	DRes / Game	25.7 73
Effective FG%	52.7% 119	2nd Pts / Game	10.7 201	Steals / Game	4.6 348
Off Rebound Pct	32.1% 137	% Pts on 2nd Chance	14.3% 215	Blocks / Game	2.3 326
Turnover Pct	14.8% 191	Points off TOVs / Game	11.7 273	Turnovers / Game	11.6 178
FT Attempt Rate	33.3% 232	Bench / Game	21.9 154	PFs / Game	17.3 145
Shooting	Season	Adv Offense	Season	Adv Defense	Season
FGAs / Game	58.1 198	Offensive Rating	112.8 130	Defensive Rating	110.9 190
Field Goal Pct	45.1% 150	True Shooting %	56.1% 152	Def Rebound Pct	73.9% 20th
2PAs / Game	33.6 239	3-Point Att Rate	42.2% 130	Steal Pct	7.0% 349
2-Point Pct	51.5% 189	FT Attempt Rate	33.3% 232	Block Pct	7.4% 295
3PAs / Game	24.5 131	Assist Pct	47.1% 309	Hakeem Pct	14.4% 347
3-Point Pct	36.3% 59	Turnover Pct	14.8% 191	PF Efficiency	0.40x 352
FTAs / Game	19.3 237	Ast/Tov Ratio	1.07x 240	Steals / PF	0.27x 347
Free Throw Pct	69.2% 289	PF Drawn / Game	17.7 166	Blocks / PF	0.13x 320

Opponent Stats - Full Season Stats

Core Stats	Season	Misc Scoring	Season	Box Score	Season
Net Rating	-1.9 153	Fast Break Pts / Game	9.5 154	Points / Game	73.4 146
Offensive Rating	110.9 190	% Pts on Fast Break	12.9% 154	Assists / Game	13.9 207
Defensive Rating	112.8 130	Paint Pts / Game	27.2 42	ORes / Game	9.1 29
Pace	65.3 97	% Pts in Paint	37.1% 21	DRes / Game	23.7 143
Effective FG%	51.2% 170	2nd Pts / Game	9.8 59	Steals / Game	5.8 68
Off Rebound Pct	26.1% 20th	% Pts on 2nd Chance	13.3% 62	Blocks / Game	2.9 94
Turnover Pct	12.8% 317	Points off TOVs / Game	14.2 249	Turnovers / Game	9.7 329
FT Attempt Rate	33.5% 132	Bench / Game	17.1 32	PFs / Game	18.0 160
Shooting	Season	Adv Offense	Season	Adv Defense	Season
FGAs / Game	57.7 151	Offensive Rating	110.9 190	Defensive Rating	112.8 130
Field Goal Pct	43.5% 117	True Shooting %	55.5% 178	Def Rebound Pct	67.9% 137
2PAs / Game	30.6 19th	3-Point Att Rate	47.0% 354	Steal Pct	8.7% 73
2-Point Pct	53.1% 242	FT Attempt Rate	33.5% 132	Block Pct	8.7% 120
3PAs / Game	27.1 336	Assist Pct	55.4% 263	Hakeem Pct	17.4% 72
3-Point Pct	32.7% 104	Turnover Pct	12.8% 317	PF Efficiency	0.49x 57
FTAs / Game	19.3 112	Ast/Tov Ratio	1.43x 311	Steals / PF	0.32x 69
Free Throw Pct	74.7% 310	PF Drawn / Game	17.2 141	Blocks / PF	0.16x 92



2025-26 Notre Dame Men's Basketball

GAME BY GAME COMPARISON



2025-26 Notre Dame Men's Basketball Team Game-by-Game All games

Page 1/1
as of Feb 14, 2026

Opponent	Date	Score		Total		3-Pointers		Free throws		Rebounds				PF	A	TO	BLK	STL	PTS	AVG
				FG-FGA	PCT	3FG-3FGA	PCT	FT-FTA	PCT	OFF	DEF	TOT	AVG							
LIU	11/03/2025	89-67	W	27-55	.491	14-27	.519	21-30	.700	17	28	45	45.0	24	15	19	1	7	89	89.0
Detroit Mercy	11/07/2025	102-70	W	36-69	.522	14-32	.438	16-22	.727	11	33	44	44.5	15	19	7	2	8	102	95.5
Eastern Ill.	11/11/2025	78-58	W	29-60	.483	9-28	.321	11-15	.733	17	23	40	43.0	15	13	10	1	4	78	89.7
at Ohio St.	11/16/2025	63-64	L	24-51	.471	3-10	.300	12-20	.600	7	29	36	41.3	21	8	13	1	6	63	83.0
Bellarmine	11/19/2025	86-79	W	28-49	.571	7-19	.368	23-32	.719	9	22	31	39.2	23	10	14	1	3	86	83.6
vs Kansas	11/24/2025	61-71	L	22-64	.344	4-24	.167	13-15	.867	10	24	34	38.3	13	6	5	4	7	61	79.8
vs Rutgers	11/25/2025	68-63	W	27-55	.491	8-18	.444	6-9	.667	13	24	37	38.1	14	11	16	2	6	68	78.1
vs Houston	11/26/2025	56-66	L	17-50	.340	6-28	.214	16-21	.762	9	25	34	37.6	19	10	8	1	2	56	75.4
Missouri	12/02/2025	76-71	W	25-54	.463	11-33	.333	15-18	.833	7	26	33	37.1	19	16	13	2	4	76	75.4
at TCU	12/05/2025	87-85	Wot	33-60	.550	12-26	.462	9-20	.450	8	28	36	37.0	20	27	14	2	2	87	76.6
Idaho	12/10/2025	80-65	W	32-61	.525	9-14	.643	7-10	.700	11	28	39	37.2	8	15	9	5	2	80	76.9
Evansville	12/13/2025	82-58	W	28-59	.475	14-25	.560	12-17	.706	10	28	38	37.3	17	9	12	0	9	82	77.3
Purdue Fort Wayne	12/21/2025	69-72	L	24-60	.400	7-27	.259	14-17	.824	14	29	43	37.7	18	11	15	3	5	69	76.7
at Stanford	12/30/2025	47-40	W	18-56	.321	3-16	.188	8-14	.571	16	32	48	38.4	16	6	12	4	2	47	74.6
at California	01/02/2026	71-72	L	22-55	.400	11-31	.355	16-26	.615	12	32	44	38.8	15	14	7	1	0	71	74.3
Clemson	01/10/2026	61-76	L	20-47	.426	9-21	.429	12-18	.667	6	23	29	38.2	16	7	14	3	2	61	73.5
Miami (FL)	01/13/2026	69-81	L	25-53	.472	7-23	.304	12-18	.667	12	23	35	38.0	20	7	18	3	4	69	73.2
at Virginia Tech	01/17/2026	76-89	L	27-61	.443	6-24	.250	16-21	.762	13	17	30	37.6	20	11	13	2	5	76	73.4
at North Carolina	01/21/2026	69-91	L	27-75	.360	8-25	.320	7-13	.538	18	21	39	37.6	16	13	5	0	5	69	73.2
Boston College	01/24/2026	68-64	W	24-59	.407	6-26	.231	14-22	.636	13	26	39	37.7	16	10	8	3	4	68	72.9
Virginia	01/27/2026	97-100	Lot2	29-61	.475	11-27	.407	28-34	.824	9	26	35	37.6	25	15	10	5	5	97	74.0
at Syracuse	01/31/2026	72-86	L	26-53	.491	6-22	.273	14-20	.700	4	24	28	37.1	16	11	10	0	3	72	74.0
at Louisville	02/04/2026	65-76	L	24-62	.387	11-27	.407	6-14	.429	12	23	35	37.0	17	14	12	3	9	65	73.6
Florida St.	02/07/2026	79-82	L	27-64	.422	10-31	.323	15-24	.625	14	33	47	37.5	19	13	12	5	3	79	73.8
at SMU	02/10/2026	81-89	L	31-58	.534	11-25	.440	8-14	.571	7	19	26	37.0	15	16	12	3	8	81	74.1
Georgia Tech	02/14/2026	89-74	W	29-59	.492	14-28	.500	17-19	.895	13	23	36	37.0	14	14	13	2	5	89	74.7
Total		1941		681-1510	.451	231-637	.363	348-503	.692	292	669	961	37.0	451	321	301	59	120	1941	74.7
Opponents		1909		652-1499	.435	230-704	.327	375-502	.747	236	617	853	32.8	468	361	252	76	151	1909	73.4

Notre Dame Averages

Games Played	Points/game	FG Pct	3FG Pct	FT Pct	Rebounds/game	Assists/game	Turnovers/game	Assist/Turnover ratio	Steals/game	Blocks/game
26	74.7	45.1	36.3	69.2	37.0	12.3	11.6	1.1	4.6	2.3



2025-26 Notre Dame Men's Basketball Opponents Game-by-Game All games

Page 1/1
as of Feb 14, 2026

Opponent	Date	Score		Total		3-Pointers		Free throws		Rebounds				PF	A	TO	BLK	STL	PTS	AVG
				FG-FGA	PCT	3FG-3FGA	PCT	FT-FTA	PCT	OFF	DEF	TOT	AVG							
LIU	11/03/2025	89-67	W	21-55	.382	6-18	.333	19-31	.613	14	17	31	31.0	22	12	15	3	10	67	67.0
Detroit Mercy	11/07/2025	102-70	W	28-67	.418	9-30	.300	5-10	.500	8	25	33	32.0	21	15	13	3	5	70	68.5
Eastern Ill.	11/11/2025	78-58	W	21-54	.389	6-21	.286	10-12	.833	9	15	24	29.3	17	8	11	1	2	58	65.0
at Ohio St.	11/16/2025	63-64	L	19-50	.380	7-23	.304	19-23	.826	4	24	28	29.0	16	12	10	4	6	64	64.8
Bellarmine	11/19/2025	86-79	W	25-46	.543	7-22	.318	22-27	.815	2	15	17	26.6	22	7	13	0	8	79	67.6
vs Kansas	11/24/2025	61-71	L	28-60	.467	6-20	.300	9-13	.692	10	34	44	29.5	11	16	9	8	2	71	68.2
vs Rutgers	11/25/2025	68-63	W	20-51	.392	11-27	.407	12-17	.706	11	17	28	29.3	14	12	14	4	5	63	67.4
vs Houston	11/26/2025	56-66	L	20-59	.339	8-27	.296	18-23	.783	16	28	44	31.1	17	15	5	3	4	66	67.3
Missouri	12/02/2025	76-71	W	24-54	.444	6-21	.286	17-25	.680	9	22	31	31.1	19	12	12	1	10	71	67.7
at TCU	12/05/2025	87-85	Wot	29-60	.483	12-29	.414	15-23	.652	5	23	28	30.8	18	20	8	1	6	85	69.4
Idaho	12/10/2025	80-65	W	23-58	.397	10-24	.417	9-10	.900	7	20	27	30.5	12	13	6	2	3	65	69.0
Evansville	12/13/2025	82-58	W	21-53	.396	8-24	.333	8-13	.615	8	24	32	30.6	21	13	13	5	6	58	68.1
Purdue Fort Wayne	12/21/2025	69-72	L	24-59	.407	11-35	.314	13-17	.765	5	23	28	30.4	17	7	8	1	7	72	68.4
at Stanford	12/30/2025	47-40	W	13-56	.232	4-30	.133	10-12	.833	10	26	36	30.8	15	8	6	4	6	40	66.4
at California	01/02/2026	71-72	L	26-64	.406	11-39	.282	9-12	.750	9	25	34	31.0	21	13	3	1	4	72	66.7
Clemson	01/10/2026	61-76	L	27-58	.466	7-26	.269	15-18	.833	8	23	31	31.0	15	11	6	1	7	76	67.3
Miami (FL)	01/13/2026	69-81	L	29-58	.500	6-22	.273	17-21	.810	8	20	28	30.8	17	10	8	1	13	81	68.1
at Virginia Tech	01/17/2026	76-89	L	27-53	.509	7-20	.350	28-32	.875	9	23	32	30.9	17	12	12	2	6	89	69.3
at North Carolina	01/21/2026	69-91	L	31-61	.508	13-34	.382	16-23	.696	10	34	44	31.6	17	18	8	5	3	91	70.4
Boston College	01/24/2026	68-64	W	23-58	.397	9-32	.281	9-14	.643	10	25	35	31.8	19	14	9	3	2	64	70.1
Virginia	01/27/2026	97-100	Lot2	31-65	.477	10-29	.345	28-35	.800	14	26	40	32.1	27	21	11	3	5	100	71.5
at Syracuse	01/31/2026	72-86	L	32-56	.571	10-25	.400	12-21	.571	6	28	34	32.2	18	21	6	4	7	86	72.2
at Louisville	02/04/2026	65-76	L	28-65	.431	7-31	.226	13-18	.722	16	30	46	32.8	16	19	12	4	6	76	72.3
Florida St.	02/07/2026	79-82	L	25-65	.385	15-37	.405	17-22	.773	9	28	37	33.0	24	15	5	4	5	82	72.8
at SMU	02/10/2026	81-89	L	32-61	.525	13-28	.464	12-16	.750	14	24	38	33.2	17	25	14	5	6	89	73.4
Georgia Tech	02/14/2026	89-74	W	25-53	.472	11-30	.367	13-14	.929	5	18	23	32.8	18	12	15	3	7	74	73.4
Total		1909		652-1499	.435	230-704	.327	375-502	.747	236	617	853	32.8	468	361	252	76	151	1909	73.4
Notre Dame		1941		681-1510	.451	231-637	.363	348-503	.692	292	669	961	37.0	451	321	301	59	120	1941	74.7

Opponents Averages

Games Played	Points/game	FG Pct	3FG Pct	FT Pct	Rebounds/game	Assists/game	Turnovers/game	Assist/Turnover ratio	Steals/game	Blocks/game
26	73.4	43.5	32.7	74.7	32.8	13.9	9.7	1.4	5.8	2.9



2025-26 Notre Dame Men's Basketball SEASON STATS



2025-26 Notre Dame Men's Basketball Combined Team Statistics All games

Page 1/1
as of Feb 14, 2026

Game Records

Record	Overall	Home	Away	Neutral
ALL GAMES	12-14	9-5	2-7	1-2
CONFERENCE	3-10	2-4	1-6	0-0
NON-CONFERENCE	9-4	7-1	1-1	1-2

Score by Periods

Team	1st	2nd	OT	TOT
Notre Dame	884	1022	35	1941
Opponents	895	978	36	1909

Team Box Score

No.	Player	Total				3-Point			F-Throw		Rebounds											
		GP-GS	MIN	AVG	FG-FGA	FG%	3FG-3FGA	3FG%	FT-FTA	FT%	OFF	DEF	TOT	AVG	PF	DQ	A	TO	BLK	STL	PTS	AVG
3	BURTON, Markus	10-10	300:59	30.1	65-133	.489	11-36	.306	44-48	.917	6	22	28	2.8	29	0	37	26	1	16	185	18.5
10	HARALSON, Jalen	24-22	638:05	26.6	137-269	.509	5-24	.208	93-145	.641	32	57	89	3.7	60	2	62	69	7	12	372	15.5
11	SHREWSBERRY, Braeden	26-26	834:01	32.1	104-252	.413	76-179	.425	36-45	.800	2	71	73	2.8	31	0	49	33	4	11	320	12.3
5	CERTA, Cole	26-11	655:41	25.2	88-228	.386	66-172	.384	67-74	.905	13	33	46	1.8	31	0	21	14	0	7	309	11.9
33	TOWT, Carson	26-26	670:53	25.8	74-120	.617	0-0	.000	17-48	.354	92	149	241	9.3	77	2	43	31	11	17	165	6.3
13	MOHAMMED, Sir	26-5	417:07	16.0	57-145	.393	10-36	.278	20-35	.571	24	49	73	2.8	39	0	38	36	4	14	144	5.5
6	KOEHLER, Brady	25-8	380:04	15.2	43-94	.457	16-41	.390	27-38	.711	19	55	74	3.0	60	3	8	19	17	18	129	5.2
2	IMES, Logan	26-6	518:46	20.0	41-115	.357	17-59	.288	8-17	.471	15	66	81	3.1	33	0	43	29	1	17	107	4.1
12	SUNDRA, Garrett	26-16	487:41	18.8	37-81	.457	16-48	.333	10-15	.667	26	59	85	3.3	42	1	12	11	9	6	100	3.8
7	FROST, Ryder	21-0	114:39	5.5	17-42	.405	14-38	.368	5-8	.625	3	11	14	0.7	11	0	2	2	0	1	53	2.5
14	NJIE, Kebba	17-0	195:28	11.5	12-19	.632	0-1	.000	18-25	.720	10	47	57	3.4	31	0	3	11	4	1	42	2.5
34	MACLELLAN, Matthew	7-0	32:44	4.7	4-5	.800	0-0	.000	3-5	.600	2	8	10	1.4	5	0	1	1	1	0	11	1.6
0	STEVENS, Brady	4-0	08:36	2.2	1-3	.333	0-1	.000	0-0	.000	0	1	1	0.3	1	0	1	0	0	0	2	0.5
24	ZACKERY IV, Mark	4-0	20:15	5.1	1-4	.250	0-2	.000	0-0	.000	1	2	3	0.8	1	0	1	1	0	0	2	0.5
Team											47	39	86				18					
Total		26	5275		681-1510	.451	231-637	.363	348-503	.692	292	669	961	37.0	451	8	321	301	59	120	1941	74.7
Opponents		26	5275		652-1499	.435	230-704	.327	375-502	.747	236	617	853	32.8	468	10	361	252	76	151	1909	73.4

Team Statistics

	ND	OPP
Scoring	1941	1909
Points per game	74.7	73.4
Scoring margin	+1.2	-
Field goals-att	681-1510	652-1499
Field goal pct	.451	.435
3 point fg-att	231-637	230-704
3-point FG pct	.363	.327
3-pt FG made per game	8.9	8.8
Free throws-att	348-503	375-502
Free throw pct	.692	.747
F-Throws made per game	13.4	14.4
Rebounds	961	853
Rebounds per game	37.0	32.8
Rebounding margin	+4.2	-
Assists	321	361
Assists per game	12.3	13.9
Turnovers	301	252
Turnovers per game	11.6	9.7
Turnover margin	-1.9	-
Assist/turnover ratio	1.1	1.4
Steals	120	151
Steals per game	4.6	5.8
Blocks	59	76
Blocks per game	2.3	2.9
Winning streak	1	-
Home win streak	1	-
Attendance	70716	97761
Home games-Avg/Game	14-5051	9-10862
Neutral site-Avg/Game	-	3-2086

Team Results

Date	Opponent		Score	Att.
11/03/2025	LIU	W	89-67	3911
11/07/2025	Detroit Mercy	W	102-70	7608
11/11/2025	Eastern Ill.	W	78-58	3618
11/16/2025	at Ohio St.	L	63-64	12357
11/19/2025	Bellarmine	W	86-79	3676
11/24/2025	vs Kansas	L	61-71	4628
11/25/2025	vs Rutgers	W	68-63	0
11/26/2025	vs Houston	L	56-66	1629
12/02/2025	Missouri	W	76-71	4980
12/05/2025	at TCU	Wot	87-85	5706
12/10/2025	Idaho	W	80-65	3687
12/13/2025	Evansville	W	82-58	4323
12/21/2025	Purdue Fort Wayne	L	69-72	5366
12/30/2025	at Stanford	W	47-40	3868
01/02/2026	at California	L	71-72	5158
01/10/2026	Clemson	L	61-76	6933
01/13/2026	Miami (FL)	L	69-81	5278
01/17/2026	at Virginia Tech	L	76-89	8925
01/21/2026	at North Carolina	L	69-91	19686
01/24/2026	Boston College	W	68-64	5248
01/27/2026	Virginia	Lot2	97-100	4012
01/31/2026	at Syracuse	L	72-86	21455
02/04/2026	at Louisville	L	65-76	14787
02/07/2026	Florida St.	L	79-82	6170
02/10/2026	at SMU	L	81-89	5819
02/14/2026	Georgia Tech	W	89-74	5906



2025-26 Notre Dame Men's Basketball
ACC STATS



2025-26 Notre Dame Men's Basketball
Combined Team Statistics
In Conference games

Page 1/1
as of Feb 14, 2026

Game Records

Record	Overall	Home	Away	Neutral
ALL GAMES	3-10	2-4	1-6	0-0
CONFERENCE	3-10	2-4	1-6	0-0
NON-CONFERENCE	0-0	0-0	0-0	0-0

Score by Periods

Team	1st	2nd	OT	TOT
Notre Dame	438	482	24	944
Opponents	474	519	27	1020

Team Box Score

No.	Player				Total		3-Point		F-Throw		Rebounds											
		GP-GS	MIN	AVG	FG-FGA	FG%	3FG-3FGA	3FG%	FT-FTA	FT%	OFF	DEF	TOT	AVG	PF	DQ	A	TO	BLK	STL	PTS	AVG
10	HARALSON, Jalen	12-12	337:12	28.1	72-136	.529	5-16	.313	47-77	.610	15	30	45	3.8	33	1	29	39	2	5	196	16.3
5	CERTA, Cole	13-8	389:04	29.9	56-146	.384	38-101	.376	45-52	.865	8	19	27	2.1	16	0	10	8	0	3	195	15.0
11	SHREWSBERRY, Braeden	13-13	440:44	33.9	52-144	.361	34-93	.366	24-29	.828	2	37	39	3.0	15	0	31	23	2	7	162	12.5
6	KOEHLER, Brady	13-8	257:30	19.8	30-64	.469	11-27	.407	23-31	.742	14	38	52	4.0	39	2	6	9	11	15	94	7.2
33	TOWT, Carson	13-13	327:38	25.2	36-58	.621	0-0	.000	7-26	.269	46	63	109	8.4	39	1	16	16	6	9	79	6.1
13	MOHAMMED, Sir	13-1	201:32	15.5	30-80	.375	5-18	.278	11-17	.647	17	22	39	3.0	21	0	19	14	3	5	76	5.8
2	IMES, Logan	13-6	313:14	24.1	22-70	.314	6-31	.194	3-6	.500	9	41	50	3.8	15	0	31	20	1	7	53	4.1
12	SUNDRRA, Garrett	13-4	244:40	18.8	16-35	.457	7-22	.318	8-10	.800	12	28	40	3.1	25	1	7	4	6	4	47	3.6
34	MACLELLAN, Matthew	4-0	24:20	6.1	4-5	.800	0-0	.000	3-5	.600	1	6	7	1.8	3	0	0	1	1	0	11	2.8
7	FROST, Ryder	10-0	49:51	5.0	7-16	.438	7-15	.467	2-4	.500	1	4	5	0.5	9	0	0	1	0	0	23	2.3
14	NJIE, Kebba	4-0	40:30	10.1	3-4	.750	0-0	.000	0-0	.000	1	12	13	3.3	8	0	0	2	2	0	6	1.5
24	ZACKERY IV, Mark	4-0	20:15	5.1	1-4	.250	0-2	.000	0-0	.000	1	2	3	0.8	1	0	1	1	0	0	2	0.5
0	STEVENS, Brady	2-0	03:32	1.8	0-1	.000	0-1	.000	0-0	.000	0	0	0	0.0	1	0	1	0	0	0	0	0.0
Team											22	20	42					8				
Total		13	2650		329-763	.431	113-326	.347	173-257	.673	149	322	471	36.2	225	5	151	146	34	55	944	72.6
Opponents		13	2650		349-773	.451	123-383	.321	199-258	.771	128	330	458	35.2	241	5	199	115	40	77	1020	78.5

Team Statistics

	ND	OPP
Scoring	944	1020
Points per game	72.6	78.5
Scoring margin	-5.8	-
Field goals-att	329-763	349-773
Field goal pct	.431	.451
3 point fg-att	113-326	123-383
3-point FG pct	.347	.321
3-pt FG made per game	8.7	9.5
Free throws-att	173-257	199-258
Free throw pct	.673	.771
F-Throws made per game	13.3	15.3
Rebounds	471	458
Rebounds per game	36.2	35.2
Rebounding margin	+1.0	-
Assists	151	199
Assists per game	11.6	15.3
Turnovers	146	115
Turnovers per game	11.2	8.8
Turnover margin	-2.4	-
Assist/turnover ratio	1.0	1.7
Steals	55	77
Steals per game	4.2	5.9
Blocks	34	40
Blocks per game	2.6	3.1
Winning streak	1	-
Home win streak	1	-
Attendance	33547	79698
Home games-Avg/Game	6-5591	7-11385
Neutral site-Avg/Game	-	0-0

Team Results

Date	Opponent		Score	Att.
12/30/2025	at Stanford	W	47-40	3868
01/02/2026	at California	L	71-72	5158
01/10/2026	Clemson	L	61-76	6933
01/13/2026	Miami (FL)	L	69-81	5278
01/17/2026	at Virginia Tech	L	76-89	8925
01/21/2026	at North Carolina	L	69-91	19686
01/24/2026	Boston College	W	68-64	5248
01/27/2026	Virginia	Lot2	97-100	4012
01/31/2026	at Syracuse	L	72-86	21455
02/04/2026	at Louisville	L	65-76	14787
02/07/2026	Florida St.	L	79-82	6170
02/10/2026	at SMU	L	81-89	5819
02/14/2026	Georgia Tech	W	89-74	5906



2025-26 Notre Dame Men's Basketball NOTRE DAME HIGHS & LOWS

Notre Dame - Game Highs

POINTS	102		Detroit Mercy (11/07/2025)
	97		Virginia (01/27/2026)
	89		Georgia Tech (02/14/2026)
	89		LIU (11/03/2025)
	87		at TCU (12/05/2025)
FIELD GOALS MADE	36		Detroit Mercy (11/07/2025)
	33		at TCU (12/05/2025)
FIELD GOAL ATTEMPTS	75		at North Carolina (01/21/2026)
	69		Detroit Mercy (11/07/2025)
FIELD GOAL PERCENTAGE	.571	(28-49)	Bellarmino (11/19/2025)
	.550	(33-60)	at TCU (12/05/2025)
3 PT FG MADE	14		Georgia Tech (02/14/2026)
	14		Evansville (12/13/2025)
	14		Detroit Mercy (11/07/2025)
	14		LIU (11/03/2025)
3 PT FG ATTEMPTS	33		Missouri (12/02/2025)
	32		Detroit Mercy (11/07/2025)
3 PT FG PERCENTAGE	.643	(9-14)	Idaho (12/10/2025)
	.560	(14-25)	Evansville (12/13/2025)
FREE THROWS MADE	28		Virginia (01/27/2026)
	23		Bellarmino (11/19/2025)
FREE THROW ATTEMPTS	34		Virginia (01/27/2026)
	32		Bellarmino (11/19/2025)
FREE THROW PERCENTAGE	.895	(17-19)	Georgia Tech (02/14/2026)
	.867	(13-15)	vs Kansas (N) (11/24/2025)
REBOUNDS	48		at Stanford (12/30/2025)
	47		Florida St. (02/07/2026)
ASSISTS	27		at TCU (12/05/2025)
	19		Detroit Mercy (11/07/2025)
STEALS	9		at Louisville (02/04/2026)
	9		Evansville (12/13/2025)
BLOCKED SHOTS	5		Florida St. (02/07/2026)
	5		Virginia (01/27/2026)
	5		Idaho (12/10/2025)
TURNOVERS	19		LIU (11/03/2025)
	18		Miami (FL) (01/13/2026)
FOULS	25		Virginia (01/27/2026)
	24		LIU (11/03/2025)

Notre Dame - Game Lows

POINTS	47		at Stanford (12/30/2025)
	56		vs Houston (N) (11/26/2025)
	61		Clemson (01/10/2026)
	61		vs Kansas (N) (11/24/2025)
	63		at Ohio St. (11/16/2025)
FIELD GOALS MADE	17		vs Houston (N) (11/26/2025)
	18		at Stanford (12/30/2025)
FIELD GOAL ATTEMPTS	47		Clemson (01/10/2026)
	49		Bellarmino (11/19/2025)
FIELD GOAL PERCENTAGE	.321	(18-56)	at Stanford (12/30/2025)
	.340	(17-50)	vs Houston (N) (11/26/2025)
3 PT FG MADE	3		at Stanford (12/30/2025)
	3		at Ohio St. (11/16/2025)
3 PT FG ATTEMPTS	10		at Ohio St. (11/16/2025)
	14		Idaho (12/10/2025)
3 PT FG PERCENTAGE	.167	(4-24)	vs Kansas (N) (11/24/2025)
	.188	(3-16)	at Stanford (12/30/2025)
FREE THROWS MADE	6		at Louisville (02/04/2026)
	6		vs Rutgers (N) (11/25/2025)
FREE THROW ATTEMPTS	9		vs Rutgers (N) (11/25/2025)
	10		Idaho (12/10/2025)
FREE THROW PERCENTAGE	.429	(6-14)	at Louisville (02/04/2026)
	.450	(9-20)	at TCU (12/05/2025)
REBOUNDS	26		at SMU (02/10/2026)
	28		at Syracuse (01/31/2026)
ASSISTS	6		at Stanford (12/30/2025)
	6		vs Kansas (N) (11/24/2025)
STEALS	0		at California (01/02/2026)
	2		Clemson (01/10/2026)
	2		at Stanford (12/30/2025)
	2		Idaho (12/10/2025)
	2		at TCU (12/05/2025)
	2		vs Houston (N) (11/26/2025)
BLOCKED SHOTS	0		at Syracuse (01/31/2026)
	0		at North Carolina (01/21/2026)
	0		Evansville (12/13/2025)
TURNOVERS	5		at North Carolina (01/21/2026)
	5		vs Kansas (N) (11/24/2025)
FOULS	8		Idaho (12/10/2025)
	13		vs Kansas (N) (11/24/2025)



2025-26 Notre Dame Men's Basketball OPPONENT HIGHS & LOWS

Opponent - Game Highs

POINTS	100	Virginia (01/27/2026)
	91	at North Carolina (01/21/2026)
	89	at SMU (02/10/2026)
	89	at Virginia Tech (01/17/2026)
	86	at Syracuse (01/31/2026)
FIELD GOALS MADE	32	at SMU (02/10/2026)
	32	at Syracuse (01/31/2026)
FIELD GOAL ATTEMPTS	67	Detroit Mercy (11/07/2025)
	65	Florida St. (02/07/2026)
	65	at Louisville (02/04/2026)
	65	Virginia (01/27/2026)
FIELD GOAL PERCENTAGE	.571 (32-56)	at Syracuse (01/31/2026)
	.543 (25-46)	Bellarmine (11/19/2025)
3 PT FG MADE	15	Florida St. (02/07/2026)
	13	at SMU (02/10/2026)
	13	at North Carolina (01/21/2026)
3 PT FG ATTEMPTS	39	at California (01/02/2026)
	37	Florida St. (02/07/2026)
3 PT FG PERCENTAGE	.464 (13-28)	at SMU (02/10/2026)
	.417 (10-24)	Idaho (12/10/2025)
FREE THROWS MADE	28	Virginia (01/27/2026)
	28	at Virginia Tech (01/17/2026)
FREE THROW ATTEMPTS	35	Virginia (01/27/2026)
	32	at Virginia Tech (01/17/2026)
FREE THROW PERCENTAGE	.929 (13-14)	Georgia Tech (02/14/2026)
	.900 (9-10)	Idaho (12/10/2025)
REBOUNDS	46	at Louisville (02/04/2026)
	44	at North Carolina (01/21/2026)
	44	vs Houston (N) (11/26/2025)
	44	vs Kansas (N) (11/24/2025)
ASSISTS	25	at SMU (02/10/2026)
	21	at Syracuse (01/31/2026)
	21	Virginia (01/27/2026)
STEALS	13	Miami (FL) (01/13/2026)
	10	Missouri (12/02/2025)
	10	LIU (11/03/2025)
BLOCKED SHOTS	8	vs Kansas (N) (11/24/2025)
	5	at SMU (02/10/2026)
	5	at North Carolina (01/21/2026)
	5	Evansville (12/13/2025)
TURNOVERS	15	Georgia Tech (02/14/2026)
	15	LIU (11/03/2025)
FOULS	27	Virginia (01/27/2026)
	24	Florida St. (02/07/2026)

Opponent - Game Lows

POINTS	40	at Stanford (12/30/2025)
	58	Evansville (12/13/2025)
	58	Eastern Ill. (11/11/2025)
	63	vs Rutgers (N) (11/25/2025)
	64	Boston College (01/24/2026)
FIELD GOALS MADE	64	at Ohio St. (11/16/2025)
	13	at Stanford (12/30/2025)
FIELD GOAL ATTEMPTS	19	at Ohio St. (11/16/2025)
	46	Bellarmine (11/19/2025)
FIELD GOAL PERCENTAGE	.232 (13-56)	at Stanford (12/30/2025)
	.339 (20-59)	vs Houston (N) (11/26/2025)
3 PT FG MADE	4	at Stanford (12/30/2025)
	6	Miami (FL) (01/13/2026)
	6	Missouri (12/02/2025)
	6	vs Kansas (N) (11/24/2025)
	6	Eastern Ill. (11/11/2025)
	6	LIU (11/03/2025)
3 PT FG ATTEMPTS	18	LIU (11/03/2025)
	20	at Virginia Tech (01/17/2026)
	20	vs Kansas (N) (11/24/2025)
3 PT FG PERCENTAGE	.133 (4-30)	at Stanford (12/30/2025)
	.226 (7-31)	at Louisville (02/04/2026)
FREE THROWS MADE	5	Detroit Mercy (11/07/2025)
	8	Evansville (12/13/2025)
FREE THROW ATTEMPTS	10	Idaho (12/10/2025)
	10	Detroit Mercy (11/07/2025)
FREE THROW PERCENTAGE	.500 (5-10)	Detroit Mercy (11/07/2025)
	.571 (12-21)	at Syracuse (01/31/2026)
REBOUNDS	17	Bellarmine (11/19/2025)
	23	Georgia Tech (02/14/2026)
ASSISTS	7	Purdue Fort Wayne (12/21/2025)
	7	Bellarmine (11/19/2025)
STEALS	2	Boston College (01/24/2026)
	2	vs Kansas (N) (11/24/2025)
	2	Eastern Ill. (11/11/2025)
BLOCKED SHOTS	0	Bellarmine (11/19/2025)
	1	Miami (FL) (01/13/2026)
	1	Clemson (01/10/2026)
	1	at California (01/02/2026)
	1	Purdue Fort Wayne (12/21/2025)
	1	at TCU (12/05/2025)
	1	Missouri (12/02/2025)
	1	Eastern Ill. (11/11/2025)
TURNOVERS	3	at California (01/02/2026)
	5	Florida St. (02/07/2026)
	5	vs Houston (N) (11/26/2025)
FOULS	11	vs Kansas (N) (11/24/2025)
	12	Idaho (12/10/2025)



2025-26 Notre Dame Men's Basketball

INDIVIDUAL HIGHS

Notre Dame - Individual Game Highs

POINTS	37		Cole Certa vs Georgia Tech (02/14/2026)
	34		Cole Certa vs Virginia (01/27/2026)
	26		Jalen Haralson at Syracuse (01/31/2026)
	26		Braeden Shrewsberry vs Evansville (12/13/2025)
	25		Markus Burton vs Bellarmine (11/19/2025)
FIELD GOALS MADE	12		Cole Certa vs Georgia Tech (02/14/2026)
	10		Cole Certa vs Virginia (01/27/2026)
	10		Markus Burton vs Bellarmine (11/19/2025)
FIELD GOAL ATTEMPTS	20		Cole Certa vs Georgia Tech (02/14/2026)
	19		Cole Certa vs Virginia (01/27/2026)
	19		Markus Burton vs Eastern Ill. (11/11/2025)
FIELD GOAL PERCENTAGE (min 5 made)	1.000	(6-6)	Carson Towt at TCU (12/05/2025)
	1.000	(6-6)	Jalen Haralson vs Eastern Ill. (11/11/2025)
3 PT FG MADE	8		Braeden Shrewsberry vs Evansville (12/13/2025)
	7		Cole Certa vs Georgia Tech (02/14/2026)
3 PT FG ATTEMPTS	14		Cole Certa at Louisville (02/04/2026)
	13		Cole Certa vs Virginia (01/27/2026)
3 PT FG PERCENTAGE (min 2 made)	1.000	(2-2)	Garrett Sundra at North Carolina (01/21/2026)
	1.000	(2-2)	Sir Mohammed vs Idaho (12/10/2025)
FREE THROWS MADE	1.000	(2-2)	Garrett Sundra at TCU (12/05/2025)
	9		Cole Certa vs Virginia (01/27/2026)
FREE THROW ATTEMPTS	9		Brady Koehler vs Virginia (01/27/2026)
	9		Jalen Haralson vs Purdue Fort Wayne (12/21/2025)
	11		Jalen Haralson at Syracuse (01/31/2026)
	11		Cole Certa vs Virginia (01/27/2026)
	11		Jalen Haralson vs Purdue Fort Wayne (12/21/2025)
FREE THROW PERCENTAGE (min 3 made)	1.000	(6-6)	Cole Certa vs Georgia Tech (02/14/2026)
	1.000	(6-6)	Braeden Shrewsberry vs Georgia Tech (02/14/2026)
	1.000	(6-6)	Cole Certa vs Boston College (01/24/2026)
	1.000	(6-6)	Cole Certa at Virginia Tech (01/17/2026)
	1.000	(6-6)	Braeden Shrewsberry at California (01/02/2026)
	1.000	(6-6)	Markus Burton vs Kansas (N) (11/24/2025)
	1.000	(6-6)	Cole Certa vs Bellarmine (11/19/2025)
	1.000	(5-5)	Jalen Haralson vs Florida St. (02/07/2026)
	1.000	(5-5)	Cole Certa at Stanford (12/30/2025)
	1.000	(4-4)	Braeden Shrewsberry vs Florida St. (02/07/2026)
	1.000	(4-4)	Cole Certa at North Carolina (01/21/2026)
	1.000	(4-4)	Markus Burton vs Missouri (12/02/2025)
	1.000	(4-4)	Kebba Njie vs Bellarmine (11/19/2025)
	1.000	(4-4)	Markus Burton vs Eastern Ill. (11/11/2025)
	1.000	(4-4)	Braeden Shrewsberry vs Detroit Mercy (11/07/2025)
	1.000	(4-4)	Cole Certa vs LIU (11/03/2025)
	1.000	(4-4)	Kebba Njie vs LIU (11/03/2025)
	1.000	(3-3)	Brady Koehler vs Evansville (12/13/2025)
	1.000	(3-3)	Markus Burton vs Bellarmine (11/19/2025)
	1.000	(3-3)	Jalen Haralson at Ohio St. (11/16/2025)
REBOUNDS	19		Carson Towt vs LIU (11/03/2025)
	15		Carson Towt at California (01/02/2026)
	15		Carson Towt vs Idaho (12/10/2025)
ASSISTS	10		Markus Burton vs Missouri (12/02/2025)
	9		Jalen Haralson at TCU (12/05/2025)
STEALS	4		Brady Koehler at Louisville (02/04/2026)
	4		Logan Imes vs Purdue Fort Wayne (12/21/2025)
	4		Markus Burton vs Detroit Mercy (11/07/2025)

Notre Dame - Individual Game Highs

BLOCKED SHOTS	4		Brady Koehler vs Virginia (01/27/2026)
	4		Brady Koehler vs Idaho (12/10/2025)
TURNOVERS	8		Jalen Haralson at Stanford (12/30/2025)
	6		Jalen Haralson at SMU (02/10/2026)
	6		Jalen Haralson at Louisville (02/04/2026)
	6		Logan Imes vs Miami (FL) (01/13/2026)
	6		Jalen Haralson vs Purdue Fort Wayne (12/21/2025)
	6		Markus Burton vs Rutgers (N) (11/25/2025)
FOULS	5		Jalen Haralson vs Florida St. (02/07/2026)
	5		Brady Koehler at Syracuse (01/31/2026)
	5		Carson Towt vs Virginia (01/27/2026)
	5		Garrett Sundra vs Virginia (01/27/2026)
	5		Brady Koehler vs Virginia (01/27/2026)
	5		Brady Koehler vs Evansville (12/13/2025)
	5		Carson Towt at TCU (12/05/2025)
	5		Jalen Haralson vs Missouri (12/02/2025)

Opponent - Individual Game Highs

POINTS	32		Thijs De Ridder vs Virginia (01/27/2026)
	29		Corey Hadnot II vs Purdue Fort Wayne (12/21/2025)
	28		Nate Kingz at Syracuse (01/31/2026)
	26		Jestin Porter vs Clemson (01/10/2026)
	26		Mark Mitchell vs Missouri (12/02/2025)
FIELD GOALS MADE	11		Nate Kingz at Syracuse (01/31/2026)
	10		Corey Hadnot II vs Purdue Fort Wayne (12/21/2025)
FIELD GOAL ATTEMPTS	20		Thijs De Ridder vs Virginia (01/27/2026)
	17		Nate Kingz at Syracuse (01/31/2026)
	17		Fred Payne vs Boston College (01/24/2026)
	17		Jackson Rasmussen vs Idaho (12/10/2025)
	17		Mark Mitchell vs Missouri (12/02/2025)
FIELD GOAL PERCENTAGE (min 5 made)	.833	(5-6)	Kasean Pryor at Louisville (02/04/2026)
	.750	(6-8)	Shelton Henderson vs Miami (FL) (01/13/2026)
	.750	(6-8)	RJ Godfrey vs Clemson (01/10/2026)
3 PT FG MADE	6		TJ Nadeau vs Detroit Mercy (11/07/2025)
	5		Chauncey Wiggins vs Florida St. (02/07/2026)
	5		Nate Kingz at Syracuse (01/31/2026)
	5		Sam Lewis vs Virginia (01/27/2026)
	5		Jacob Crews vs Missouri (12/02/2025)
3 PT FG ATTEMPTS	11		Jamichael Davis vs Rutgers (N) (11/25/2025)
	11		Emanuel Sharp vs Houston (N) (11/26/2025)
3 PT FG PERCENTAGE (min 2 made)	1.000	(4-4)	Luka Toews vs Boston College (01/24/2026)
	1.000	(2-2)	Jarin Stevenson at North Carolina (01/21/2026)
FREE THROWS MADE	14		Thijs De Ridder vs Virginia (01/27/2026)
	14		Tobi Lawal at Virginia Tech (01/17/2026)
FREE THROW ATTEMPTS	18		Tobi Lawal at Virginia Tech (01/17/2026)
	15		Thijs De Ridder vs Virginia (01/27/2026)
FREE THROW PERCENTAGE (min 3 made)	1.000	(9-9)	Amani Hansberry at Virginia Tech (01/17/2026)
	1.000	(6-6)	Baye Ndongo vs Georgia Tech (02/14/2026)
	1.000	(6-6)	Alex Steen vs Florida St. (02/07/2026)
	1.000	(6-6)	Tre Donaldson vs Miami (FL) (01/13/2026)
	1.000	(6-6)	Jestin Porter vs Clemson (01/10/2026)
	1.000	(6-6)	Biko Johnson vs Idaho (12/10/2025)
	1.000	(6-6)	Preston Turner vs Eastern Ill. (11/11/2025)
	1.000	(5-5)	Tariq Francis vs Rutgers (N) (11/25/2025)
	1.000	(4-4)	Akai Fleming vs Georgia Tech (02/14/2026)
	1.000	(4-4)	B.J. Edwards at SMU (02/10/2026)
	1.000	(4-4)	Sananda Fru at Louisville (02/04/2026)
	1.000	(4-4)	Luka Bogavac at North Carolina (01/21/2026)
	1.000	(4-4)	Mercy Miller vs Houston (N) (11/26/2025)
	1.000	(4-4)	Milos Uzan vs Houston (N) (11/26/2025)
	1.000	(4-4)	Bruce Thornton at Ohio St. (11/16/2025)
	1.000	(3-3)	Jaron Pierre Jr. at SMU (02/10/2026)
	1.000	(3-3)	Ryan Conwell at Louisville (02/04/2026)
	1.000	(3-3)	Kenyon Goddin vs Bellarmine (11/19/2025)
	1.000	(3-3)	John Mobley Jr. at Ohio St. (11/16/2025)
REBOUNDS	12		Baye Ndongo vs Georgia Tech (02/14/2026)
	12		Khani Rooths at Louisville (02/04/2026)
	12		Henri Veessaar at North Carolina (01/21/2026)
ASSISTS	10		Nathan George at Syracuse (01/31/2026)
	8		Brock Harding at TCU (12/05/2025)

Opponent - Individual Game Highs

STEALS	5		Malik Reneau vs Miami (FL) (01/13/2026)
	5		Jestin Porter vs Clemson (01/10/2026)
BLOCKED SHOTS	5		Anthony Robinson II vs Missouri (12/03/2025)
	4		Flory Bidanga vs Kansas (N) (11/24/2025)
TURNOVERS	5		Connor Turnbull vs Evansville (12/13/2025)
	5		Baye Ndongo vs Georgia Tech (02/14/2026)
FOULS	5		Neekia Avallala at Virginia Tech (01/21/2026)
	5		Anthony Robinson II vs Missouri (12/02/2025)
	5		Robert McCray V vs Florida St. (02/07/2026)
	5		Alex Steen vs Florida St. (02/07/2026)
	5		Thomas Bassong vs Florida St. (02/07/2026)
	5		Malik Thomas vs Virginia (01/27/2026)
	5		Thijs De Ridder vs Virginia (01/27/2026)
	5		Chris Morgan vs Purdue Fort Wayne (12/21/2025)



2025-26 Notre Dame Men's Basketball

LAST TIME NOTRE DAME...

NOTRE DAME RECORDED A ...

	Score	Opponent	Date
1-Point win	55-54	vs. Pitt (ACC Tourney)	3/11/25
3 Consecutive 20-Point wins	89-67	LIU	11/3/25
	102-70	Detroit Mercy	11/7/25
	78-58	Eastern Illinois	11/11/25
30-Point win	102-70	Detroit Mercy	11/7/25
30-Point ACC win	90-56	Georgia Tech	2/26/22
40-Point win	92-49	Seattle	11/16/16
50-Point win	107-53	North Carolina A&T	12/4/16
15-Point rally	93-89	at Duke	2/9/21
20-Point rally	71-65	vs. Virginia Tech (2nd half)	3/17/18
last-second shot win	89-87	vs. Rutgers (Atkinson Jr. lay up, 1.4)	3/16/22
last-10-second win	87-85	at TCU (OT)	12/5/25
overtime game	97-100	vs. #17 Virginia (2OT)	1/27/26
multi-overtime game	97-100	vs. #17 Virginia (2OT)	1/27/26
overtime victory	87-85	at TCU (OT)	12/5/25
5-game win streak	5 games	11/10/22 to 11/22/22	
10-game win streak	11 games	11/26/14 through 1/5/15	
15-game win streak	18 games	12/31/53 through 3/9/54	
5-game loss streak	5	1/27/26 -- Present	

NOTRE DAME SHOT ...

	%	FGM-FGA	Opponent	Date
55% on FGs	.550	33-60	at TCU	12/5/25
55% on FGs, consecutive games	.552	32-58	at Duke	2/9/21
	.593	32-64	at Georgia Tech	2/6/21
60% on FGs	.615	32-52	at Syracuse	2/24/24
65% on FGs	.660	35-53	at Boston College	2/21/15
65% on FGs, first half	.696	16-23	Virginia	12/30/23
55% on 3FGs (10+ att)	.560	14-25	Evansville	12/13/25
60% on 3FGs (10+ att)	.643	9-14	Idaho	12/10/25
70% on 3FGs (10+ att)	.714	15-21	at Florida State	1/18/17
90% on FTs (10+ att)	.905	19-21	at #13/14 Clemson	2/26/25
100% on FTs (10+ att)	1.000	16-16	Virginia Tech	2/8/25

NOTRE DAME ...

	Pts	ND-Opp	Opponent	Date
Scored 100 points	102	102-70	Detroit Mercy	11/7/25
Scored 110 points	112	112-110 (4OT)	Cal	3/8/25
Scored 100 points on the road	103	103-84	at Providence	2/21/09
Scored 100 points at a neutral site	100	100-77	vs. Houston	3/12/78
Scored 100 points and lost	106	106-119	vs. Houston	3/20/71
Allowed 100 points	100	97-100 (2OT)	vs. #17 Virginia	1/27/26
Scored less than 50 points	47	47-40	at Stanford	12/30/25
Allowed less than 40 points	39	82-39	Binghamton	11/14/14

Allowed less than 50 points	40	47-40	at Stanford	12/30/25
	Stat	Md-Att	Opponent	Date
Made 40 FGs	41	41-59	Detroit Mercy	12/10/19
Made 15 or more 3FGs		15-37	at Syracuse	1/14/23
Made 15 or more 3FGs in consecutive games		20-39	Detroit Mercy	12/10/19
		15-39	UCLA	12/14/19
Made 10 3FGs in a half	.579	11-19	Georgia Tech (1st)	2/14/26
Made 20 3FGs	.513	20-39	Detroit Mercy	12/10/19
Made 30 free throws	94.7%	36-38	UIC	11/6/18
Had 15 or more assists in 1st half	15		at Syracuse	2/20/21
Had 15 or more assists in 2nd half	16		Detroit Mercy	12/10/19
Had 20 or more assists	See 25			
Had 25 or more assists	27		at TCU (OT)	12/5/25
Had 30 or more assists	33		Detroit Mercy	12/10/19
Had 15 offensive rebounds	16		at Stanford	12/30/25
Had 20 offensive rebounds	22		Marshall	11/15/19
Had 25 offensive rebounds	26		Louisville (2 OT)	1/16/18
Had 50 total rebounds	50		Cal	3/8/25
Doubled opponent rebounds	50/23		Stonehill	11/6/24
Allowed zero off rebounds	0		Bellarmine	12/23/20
Committed 5 turnovers or less	5		at #22 UNC	1/21/26
Committed 25 turnovers	26		at Villanova	2/8/00
Forced 15 turnovers	15		Georgia Tech	2/14/26
Forced 20 turnovers	21		Toledo (OT)	
Forced 25 turnovers	30		New Hampshire	11/16/01

NOTRE DAME ...

	Opponent	Date	Player	Stat
5 double-figure scorers	See 6			
6 double-figure scorers	Detroit Mercy	11/7/25	Carson Towt	11
			Markus Burton	13
			Braeden Shrewsberry	19
			Sir Mohammed	10
			Ryder Frost	10
			Brady Koehler	10
7 double-figure scorers	North Carolina A&T	12/4/16	V.J. Beachem	19
			Matt Ryan	17
			Matt Farrell	15
			Steve Vasturia	13
			T.J. Gibbs	12
			Rex Pflueger	10
4 players score 15 points	#17 Virginia (2OT)	1/27/26	Bonzie Colson	10
			Brady Koehler	16
			Cole Certa	34
			Jalen Haralson	20
			Braeden Shrewsberry	18
2 double-figure rebounders	See 3			
3 double-figure rebounders	at Boston College	1/15/24	Carey Booth	13
			Kebba Njie	10
			Julian Roper II	10



2025-26 Notre Dame Men's Basketball

LAST TIME NOTRE DAME...

2 players with 10 or more assists	Chicago State	11/26/12	Eric Atkins	11	30-39 points	37	Cole Certa	Georgia Tech	2/14/26
3 players with 5 or more assists	Fairleigh Dickinson	11/26/29	Jerian Grant	10	40-49 points	43	Markus Burton	Cal	3/8/25
			T.J. Gibbs	5	50+ points	52	Austin Carr	vs. TCU	3/13/71
			Rex Pflueger	5	15-19 rebounds	15	Carson Towt	Idaho	12/10/25
2 players with double-doubles	at Georgia Tech	1/9/24	Prentiss Hubb	5	20+ rebounds	20	John Mooney	Clemson	3/6/19
3 players with double-doubles	High Point	11/16/21	J.R. Konieczny	10 pts, 11 reb	a double-double off the bench	18 pts, 11 reb	J.R. Konieczny	vs Auburn	11/16/23
			Tae Davis	10 pts, 10 reb					
			Paul Atkinson Jr.	19 pts, 11 reb					
2 players with 5 or more 3FGM	#17 Virginia (2OT)	1/27/26	Nate Laszewski	10 pts, 16 reb	consecutive double-doubles	12 pts, 10 reb	J.R. Konieczny	at Miami	12/2/23
3 players with 3 or more 3FGM	at Louisville	1/22/22	Dane Goodwin	12 pts, 11 reb		19 pts, 10 reb		Western Michigan	12/5/23
			Cole Certa	5-13					
			Braeden Shrewsberry	5-9					
2 30-point scorers	Villanova	2/28/11	Blake Wesley	3-4	Double-Double with pts and assists	18 pts, 10 ast	Markus Burton	Missouri	12/2/25
2 20-point scorers	Georgia Tech	2/14/26	Prentiss Hubb	3-5	12 consecutive double-doubles	12	John Mooney	FDU, MD, BC, Det Mercy, UCLA, Indiana, AA&M, Syracuse, NC State, Lville, at GT, Syracuse	11/26/19 - 1/22/20
3 20-point scorers	at Syracuse	1/4/20	Dane Goodwin	3-5	a triple-double	24 pts, 11 ast, 11 stls	Chris Thomas &	New Hampshire	11/16/01
			Trey Wertz	3-3	15+ point, 5+ assists, 5+ steals	18 pts, 5 ast, 5 stl	Markus Burton	Georgia Tech	2/14/24
A player ejected	Evansville	12/13/25	Ben Hansbrough	30	20+ points, 5+ rebounds, 5+ assists	20 pts, 5 reb, 9 ast	Jalen Haralson	at TCU (OT)	12/5/25
A coach ejected	at Syracuse	1/18/25	Tim Abromaitis	30	20 pts, 10 reb	20 pts, 10 reb	Tae Davis	Dartmouth	12/11/24
			Cole Certa	37	25 pts, 15 reb	28 pts, 16 reb	John Mooney	Marshall	11/15/19
9 different players with a three-pointer	Maryland Eastern Shore	11/22/23	Braeden Shrewsberry	20	20 pts, 20 reb	25 pts, 20 reb	Troy Murphy	at Seton Hall	1/8/01
			John Mooney	28	20 pts, 10 ast	22 pts, 10 ast	Matt Farrell	vs. Purdue	12/17/16
			Prentiss Hubb	22	10+ assists	10	Markus Burton	Missouri	12/2/25
			T.J. Gibbs	21	5-9 blocks	5	Juwan Durham	Alabama A&M	12/29/19
			Brady Koehler		10+ blocks	11	Jordan Cornette	Belmont	11/17/02
			Micah Shrewsberry		5-9 steals	5	Julian Roper II	North Dakota	11/19/24

AN OPPOSING PLAYER HAD ...

	Stat	Player	Opponent	Date	10+ blocks	11	Jordan Comette	Belmont	11/17/02
25+ points	28	Nate Kingz	Syracuse	1/31/26	5-9 steals	5	Julian Roper II	North Dakota	11/19/24
30+ points	32	Thijs De Ridder	#17 Virginia (2OT)	1/27/26	10+ steals	11	Chris Thomas	New Hampshire	11/16/01
35+ points	36	Jeremiah Wilkinson	Cal	3/8/25	10+ offensive rebounds	11	Martinas Geben #	Louisville (2OT)	1/13/16
40+ points	42	Cooper Flagg	at #4 Duke	1/11/25	6 3FGs	see 7			
45+ points	46	Jerome Robinson	Boston College	2/6/18	7 3FGs	7-11	Cole Certa	Georgia Tech	2/14/26
50+ points	52	Marshon Brooks	Providence	2/23/11	8 3FGs	8-10	Braeden Shrewsberry	Evansville	12/13/25
15 rebounds	16	Matthew Cleveland	Florida State	1/17/23	9 3FGs	9-13	Tim Abromaitis	Villanova	2/28/11
20 rebounds	22	DeJuan Blair	Pittsburgh	1/31/09	10 3FGs	10-12	Matt Farrell	at Boston College	2/17/18
2 players w/ double-double	16 points, 11 reb 11 points, 10 reb	Armando Bacot Pete Nance	North Carolina	2/22/23	5 consecutive 3FGs without a miss	6	Braeden Shrewsberry	Evansville	12/13/25
a triple-double	18 pts, 10 reb, 13 ast	Marcus Williams	Connecticut	2/21/06	9 consecutive 3FGs without a miss	9-9	Matt Farrell	at Boston College	2/17/18
20 pts, 10 reb	22 pts, 11 reb	Tobi Lawal	Virginia Tech	1/17/26					
20 pts, 20 reb	23 pts, 22 reb	DeJuan Blair	Pittsburgh	1/31/09					
6+ 3FGs	6	TJ Nadeau	Detroit Mercy	11/7/25					
10 assists	10	Naithan George	Syracuse	1/31/26					
10 blocks	10	Hasheem Thabeet	Connecticut	1/5/08					
10 steals	11	Mark Macon	Temple	1/29/89	5 consecutive 20-pt games	20	Markus Burton	Pitt	2/22/25
2 players with 20+ points	22 20	Jaron Pierre Jr Boopie Miller	SMU	2/10/26		30 29		at Clemson at Wake Forest	2/26/25 3/1/25
3 players w/ double-digit reb.	11 10 11	Armando Bacot Pete Nance Leaky Black	North Carolina	2/22/23		24 43		Stanford Cal	3/5/25 3/8/25
5 players with double-digit points	12 12 13 12 10	Sananda Fru Ryan Conwell Isaac McKneely Khani Rooths Kasean Pryor	Louisville	2/4/26	10 games or more with 20+ points	14	Luke Harangody		12/6/08- 2/4/09
					Scored 15 or more consecutive points	17	Dane Goodwin	at Duke	2/14/23

AN IRISH PLAYER HAD ...

	Stat	Player	Opponent	Date
20 or more pts in a half	21 (1st)	Cole Certa	Georgia Tech	2/14/26
20 or more pts in 1st half	21	Cole Certa	Georgia Tech	2/14/26
20 or more pts in 2nd half	22	Tae Davis	at Georgia Tech	12/31/24



2025-26 Notre Dame Men's Basketball

GAME

1

LIU, 67

NOTRE DAME, 89

Nov. 3, 2025
Purcell Pavilion (South Bend, IN)



Official Basketball Box Score - Final
LIU at Notre Dame
11/03/25 Purcell Pavilion at the Joyce Center, Notre Dame
2025-26 Men's Basketball

Game Time: 7:09 PM
Game Duration: 2:16
Attendance: 3,911

Officials: Clarence Armstrong, Nick Terry, Connor Mooney

Record: 0-1													
NO. Name	Min	FG M-A	3P M-A	FT M-A	Rebounds OR DR TOT	Fouls PF FD	TP AS	TO ST	Blocks BS BA	+/-	Shooting By Period		
6 Mason Porter-Brown	F 35:32	3-8	1-2	5-6	2 2 4	1 4	12	1 2	1 1	1 -22	1 st FG%	6-28	21.4%
22 Shadrak Lasu	F 22:59	2-2	1-1	3-5	1 3 4	2 3	8	1 1	0 0	2 0 -14	3PT%	2-8	25.0%
3 Jamal Fuller	F 28:48	3-8	3-6	3-4	1 4 5	4 5	12	2 1	0 0	0 -18	FT%	11-16	68.8%
0 Malachi Davis	G 23:55	2-8	0-3	1-2	0 1 1	5 2	5	0 4	1 1	0 -9	2 nd FG%	15-27	55.6%
2 Greg Gordon	35:18	5-12	0-0	1-2	3 4 7	4 1	11	7 2	4 0	0 -11	3PT%	4-10	40.0%
1 Jonno Goings	32:13	2-6	1-3	3-6	5 2 7	3 5	8	1 3	4 0	0 -24	GM FG%	21-55	38.2%
3 Fahim Saintleger-Meran	05:10	0-0	0-0	1-2	0 0 0	0 1	1	0 0	0 0	0 0	3PT%	6-18	33.3%
7 Isaiah Miranda	16:05	4-11	0-3	2-4	0 0 0	0 3	10	0 1	0 0	0 -12	FT%	19-31	61.3%
Team					2 1 3	0 0	0	1			Dead Ball Rebounds: 4.0		
Totals		21-55	6-18	19-31	14 17 31	22 24	67	12 15	10 3	1 -22	Major Fouls: Fuller (F1) 1 st 13:03		

Notre Dame - 89												
		Record: 1-0										
NO. Name	Min	FG M-A	3P M-A	FT M-A	Rebounds OR DR TOT	Fouls PF FD	TP	AS	TO	ST	Blocks BS BA	+/-
12 Garrett Sundra	F 19:59	2-4	1-3	0-0	1 1 2	4 0	5	0	1	1	0	12
33 Carson Towt	F 28:40	1-4	0-0	0-0	6 13 19	2 0	2	3	0	2	1	24
3 Markus Burton	G 27:11	7-13	2-4	8-9	1 0 1	4 7	24	1	4	0	0	1 23
10 Jalen Haralson	G 12:23	2-7	0-1	0-1	0 3 3	1 3	4	0	4	0	0	1 7
11 Braeden Shrewsberry	G 18:29	1-4	0-2	0-0	0 0 0	1 0	2	3	1	1	0	1 7
5 Cole Certa	24:59	6-10	6-9	4-4	2 2 4	2 2	22	2	2	0	0	0 13
6 Brady Koehler	06:20	0-1	0-1	1-2	0 2 2	2 1	1	1	1	0	0	0 2
13 Sir Mohammed	16:45	1-3	1-2	2-4	0 1 1	2 2	5	1	3	1	0	0 8
14 Kebba Njie	11:26	2-3	0-0	4-4	3 1 4	3 4	8	0	0	0	0	0 -5
2 Logan Imes	20:13	0-0	0-0	1-4	1 2 3	2 2	1	3	2	2	0	0 8
7 Ryder Frost	13:35	5-6	4-5	1-2	1 1 2	1 1	15	1	0	0	0	0 11
Team					2 2 4	0 0	0	0	2			
Totals		27-55	14-27	21-30	17 28 45	24 22	89	15	19	7	1	3 22
Shooting By Period												
		1 st FG%		11-30		36.7%						
		3PT%		5-13		38.5%						
		FT%		13-17		76.5%						
		2 nd FG%		16-25		64.0%						
		3PT%		9-14		64.3%						
		FT%		8-13		61.5%						
		GM FG%		27-55		49.1%						
		3PT%		14-27		51.9%						
		FT%		21-30		70.0%						
Dead Ball Rebounds: 3.0												

	LIU	UND
Biggest lead	0 (1 st 20:00)	22 (2 nd 2:08)
Best Scoring Run	6 (2 nd 6:06)	9 (1 st 16:09)
Lead Changes	0	
Times Tied	0	
Time with Lead	00:00	39:34

Points from	LIU	UND
Turnovers	14	21
Paint	24	26
Second Chance	12	21
Fast Breaks	12	9
Bench	19	52

Period by Period Scoring			
	1st	2nd	TOT
LIU	25	42	67
UND	40	49	89

GAME

2

DETROIT MERCY, 70

NOTRE DAME, 102

Nov. 7, 2025
Purcell Pavilion (South Bend, IN)



Official Basketball Box Score - Final
Detroit Mercy at Notre Dame
11/07/25 Purcell Pavilion at the Joyce Center, Notre Dame
2025-26 Men's Basketball

Game Time: 7:00 PM
Game Duration: 1:57
Attendance: 7,608

Officials: Lamar Simpson, Jeff Pon, Chase Shaw

Detroit Mercy - 70					Record: 0-2																					
		FG		3P		FT		Rebounds		Fouls		TP		AS		TO		ST		Blocks				Shooting By Period		
NO. Name		Min	FG	M-A	3P	M-A	FT	M-A	OR	DR	TOT	PF	FD	TP	AS	TO	ST	BS	BA					1 st FG%	13-35	37.1%
20 London Maiden		F 12:43	2-7	0-0	0-0	0-0	1	0	1	0	1	0	4	0	0	0	0	0	0	0	-9			3PT%	4-16	25.0%
1 Tyler Spratt		G 24:52	3-5	1-2	0-0	0-0	0	0	0	0	0	1	0	7	1	0	0	0	0	0	-19			FT%	1-2	50%
5 Orlando Lovejoy		G 17:21	3-7	0-0	0-0	0-0	0	0	2	0	2	2	5	6	2	2	0	0	0	0	-17			2 nd FG%	15-32	46.9%
10 Nate Johnson		G 19:59	3-6	1-3	0-0	0-0	0	0	0	0	0	5	0	7	0	1	0	1	0	1	-20			3PT%	5-14	35.7%
3 TJ Nadeau		G 26:30	9-14	6-11	0-2	0-3	3	3	2	2	24	3	2	24	3	2	1	0	0	0	-23			FT%	4-8	50%
6 Xavier Istomin-Monroe		16:45	1-2	0-0	0-0	1	2	3	1	1	2	1	0	2	0	3	0	1	0	0	-11			GM FG%	28-67	41.8%
2 Je'kel Cotton		13:25	0-5	0-5	0-0	2	5	7	2	0	0	2	0	0	1	0	1	0	0	0	-11			3PT%	9-30	30.0%
4 Keshawn Fisher		14:57	3-10	1-5	0-0	2	5	7	2	0	7	2	1	0	2	1	0	0	1	0	-3			FT%	5-10	50.0%
7 Ayden Carter		13:31	3-5	0-1	2-2	0	4	4	2	1	8	0	2	0	0	2	0	0	0	0	-15			Dead Ball Rebounds: 3.0		
11 Lance Stone		16:13	0-3	0-2	1-2	0	0	0	0	3	2	1	0	0	0	0	0	0	0	0	-18					
23 Legend Geeter		08:11	1-2	0-1	1-2	1	2	3	0	3	3	1	0	0	0	0	1	0	0	0	-10					
13 Jared Lary		11:55	0-0	0-0	1-2	0	0	0	0	1	1	1	1	0	1	0	0	0	0	0	0					
30 Ryan Kalambay		02:21	0-0	0-0	0-0	0	0	0	0	0	0	0	0	0	0	0	0	0	0	0	-2					
25 Zak Abdalla		01:17	0-1	0-0	0-0	0	0	0	0	0	0	0	0	0	0	0	1	0	0	0	-2					
Team							1	1	2	0	0	0	1		1											
Totals			28-67	9-30	5-10	8	25	33	21	15	70	15	13	5	3	2	3	2	32							

Noire Dame - 102												
Record: 2-0												
NO. Name	Min	FG M-A	3P M-A	FT M-A	Rebounds OR DR TOT	Fouls PF FD	TP AS	TO ST	Blocks BS BA	+/-	Shooting By Period	
12 Garrett Sundra	F 19:43	4-6	1-2	0-0	1 4 5	0 0	9	1 0	0 0	0 21	1 st FG%	14-30 46.7%
33 Carson Towt	F 20:59	5-7	0-0	1-2	4 6 10	1 1	11	5 1	1 0	0 25	3PT%	8-16 50.0%
3 Markus Burton	G 17:46	4-8	1-2	4-5	0 3 3	4 9	13	2 1	4 0	2 19	FT%	8-12 66.7%
11 Braeden Shrewsberry	G 28:50	5-8	5-8	4-4	0 3 3	0 2	19	3 0	1 0	0 30	2 nd FG%	22-39 56.4%
13 Sir Mohammed	G 22:58	4-9	0-1	2-4	2 4 6	1 4	10	6 2	0 0	1 23	3PT%	6-16 37.5%
2 Logan Imes	19:56	2-6	1-3	1-2	1 4 5	0 1	6	0 0	1 0	0 14	GM FG%	36-69 52.2%
5 Cole Certa	20:56	2-8	2-7	0-0	0 0 0	0 1	6	1 0	0 0	0 14	3PT%	14-32 43.8%
7 Ryder Frost	13:08	3-6	2-5	2-2	0 1 1	1 1	10	0 1	1 0	0 3	FT%	16-22 72.7%
14 Kebba Njie	14:56	2-4	0-0	2-3	1 5 6	3 2	6	0 0	0 0	0 10	Dead Ball Rebounds: 3.0	
6 Brady Koehler	14:32	4-6	2-4	0-0	1 3 4	3 0	10	0 1	0 1	0 3		
0 Brady Stevens	03:08	1-1	0-0	0-0	0 0 0	0 0	2	0 0	0 0	0 -1		
34 Matthew MacLellan	03:08	0-0	0-0	0-0	0 0 0	1 0	0	1 0	0 0	0 -1		
Team					1 0 1	0 0	0	1 0				
Totals		36-69	14-32	16-22	11 33 44	15 21	102	19 7	8 2	3 32		

	DM	ND
Biggest lead	3 (1 st 19:10)	36 (2 nd 6:08)
Best Scoring Run	7 (2 nd 1:34)	9 (1 st 10:42)
Lead Changes	1	
Times Tied	2	
Time with Lead	02:46	34:25

Points from	DM	ND
Turnovers	10	20
Paint	24	44
Second Chance	5	20
Fast Breaks	13	20
Bench	22	40

Period by Period Scoring			
	1st	2nd	TOT
DM	31	39	70
ND	44	58	102

GAME

3

EASTERN ILLINOIS, 58

NOTRE DAME, 78

Nov. 11, 2025
Purcell Pavilion (South Bend, IN)



Official Basketball Box Score - Final
Eastern Ill. at Notre Dame
11/11/25 Purcell Pavilion at the Joyce Center, Notre Dame
2025-26 Men's Basketball

Game Time: 7:30 PM
Game Duration: 1:59
Attendance: 3,618

Officials: Tony Chiazza, Matt Potter, Randall Wells

Easterm 1st - 58												
Record: 1-2												
NO. Name	Min.	FG M-A	3P M-A	FT M-A	Rebounds OR DR TOT	Fouls PF FD	TP	AS	TO	ST	Blocks BS BA	+/-
7 Prince Johnson	F 22:46	1-3	0-0	0-0	2 1 3	4 1	2	0	0	0	0	-7
40 Kooper Jacobi	F 34:57	8-16	4-8	0-0	2 1 3	1 0	20	0	0	0	0	-18
3 Mechie White	G 19:40	2-2	1-1	0-0	0 2 2	4 0	5	0	1	1	0	-9
5 Zion Fruster	G 36:17	4-14	0-4	3-4	0 4 4	2 4	11	3	3	1	1	-23
10 Preston Turner	G 35:54	4-9	0-4	6-6	0 3 3	1 5	14	2	0	0	0	-20
15 Andrew Austin	12:24	0-3	0-3	0-0	0 0 0	2 2	0	1	0	0	0	-10
8 Terry McMorris	13:59	1-5	0-0	0-0	2 2 2	1 2	0	0	0	0	0	-5
11 Malik Olatoye	20:20	0-0	0-0	1-2	1 4 5	1 2	1	2	4	0	0	-11
1 Markus Blackwell	03:43	1-2	1-1	0-0	0 0 0	0 0	3	0	0	0	0	3
Team					2 0 2	0 0	0	3				
Totals		21-54	6-21	10-12	9 15 24	17 15	58	8	11	2	1	-20
Shooting By Period												
1 st FG% 13-34 38.2%												
3PT% 2-12 16.7%												
FT% 0-0 0%												
2 nd FG% 8-20 40.0%												
3PT% 4-9 44.4%												
FT% 10-12 83.3%												
GM FG% 21-54 38.9%												
3PT% 6-21 28.6%												
FT% 10-12 83.3%												
Dead Ball Rebounds: 3.0												

Notre Dame - 78		Record: 3-0																					
NO. Name		Min	FG		3P		FT		Rebounds		Fouls		TP	AS	TO	ST	Blocks		+/-	Shooting By Period			
			M-A	M-A	M-A	M-A	OR	DR	TOT	PF	FD	BS					BA	1st		FG%	13-30	43.3	2nd
12	Garrett Sundra	F	15:21	2-2	1-1	0-0	2	3	2	5	0	2	5	0	0	0	0	0	5	1st	FG%	13-30	43.3
33	Carson Towt	F	24:24	2-6	0-0	1-2	8	8	3	11	4	4	5	3	3	1	0	1	13	3PT%	2-13	15.4	
3	Markus Burton	G	38:	18-19	1-6	4-4	0	0	0	2	6	21	3	1	2	1	0	1	19	FT%	3-4	75	
11	Braden Shrewsbury	G	29:31	6-9	6-8	0-0	2	2	2	0	0	18	2	0	0	0	0	0	18	2nd	FG%	16-30	53.3
13	Sir Mohammed	G	26:11	2-6	0-3	0-1	2	3	5	2	2	4	2	1	0	0	0	0	22	3PT%	7-15	46.7	
5	Cole Certe		08:17	0-3	0-3	0-0	0	0	0	0	0	0	0	0	0	0	0	0	2	FT%	8-11	72.7	
6	Bradley Koehler		02:46	0-0	0-0	0-0	0	0	0	0	0	0	0	0	0	0	0	0	2	GM FG%	29-60	48.3	
10	Jalen Haralson		25:37	6-6	0-0	5-6	1	4	5	3	4	17	3	2	1	0	0	0	22	3PT%	9-28	32	
14	Kebsba Nije		09:12	1-1	0-0	1-2	1	4	3	1	3	3	0	3	0	0	0	0	2	FT%	11-15	73.3	
2	Logan Imes		16:50	2-7	1-6	0-0	0	1	1	1	1	5	0	0	0	0	0	0	-2	Defeat Ball Rebounds:			
7	Ryder Frost		03:33	0-1	0-1	0-0	0	2	2	0	0	0	0	0	0	0	0	0	1				
Totals																							
Totals			29-60	9-28	11-15	17	23	40	15	17	78	13	10	0	4	1	1	20					



2025-26 Notre Dame Men's Basketball

GAME


5

BELLARMINE, 79

NOTRE DAME, 86

Nov. 24, 2025

MGM Grand Garden Arena (Las Vegas)



Official Basketball Box Score - Final

Bellarmine at Notre Dame

11/19/25 Purcell Pavilion at the Joyce Center, Notre Dame

2025-26 Men's Basketball

Game Time: 7:09 PM

Game Duration: 2:11

Attendance: 3,678

Officials: Bill Covington Jr., Tony Henderson, Joe Switzer

Bellarmine - 79

Record: 1-4

NO. Name	Min	FG M-A	3P M-A	FT M-A	Rebounds OR DR TOT	Fouls PF FD	TP	AS	TO	ST	Blocks BS BA	+/-
11 Brian Waddell	F 33:46	6-10	1-3	5-7	1 4 5	2 5	18	1	4	2	0 0	4
23 Sam Donald	F 25:02	0-6	0-4	2-2	0 1 1	3 1	2	0	2	3	0 1	-17
32 Jack Karasinski	F 29:20	6-9	2-5	3-5	0 4 4	3 5	17	0	2	1	0 0	3
2 Tyler Doyle	G 03:33	0-0	0-0	0 0 0	0 0 0	0 0	0	0	0	1	0 0	-5
8 Kenyon Goodin	G 33:14	3-4	1-2	3-3	0 2 2	4 3	10	2	1	0	0 0	-11
24 Michael Wilson Jr.	28:49	4-6	2-4	7-8	0 0 0	3 4	17	0	1	1	0 0	-1
22 Darius Bolden	10:21	1-2	0-1	0-0	0 0 0	3 0	2	1	1	0	0 0	-4
5 Myles Watkins	20:52	4-6	1-2	2-2	0 3 3	3 2	11	3	2	0	0 0	-4
10 Grant Whitaker	10:30	0-1	0-0	0-0	1 1 1	0 3	0	0	0	0	0 0	-4
7 Donovan Hunter	04:33	1-2	0-1	0-0	1 0 1	1 0	2	0	0	0	0 0	-6
Team					0 0 0	0 0	0					
Totals		25-46	7-22	22-27	2 15 17	22 23	79	7	13	8	0 1	-7

Major Fouls: NONE

Notre Dame - 86

Record: 4-1

NO. Name	Min	FG M-A	3P M-A	FT M-A	Rebounds OR DR TOT	Fouls PF FD	TP	AS	TO	ST	Blocks BS BA	+/-
12 Garrett Sundra	F 09:43	0-0	0-0	0 0 0	1 0 1	2 0	0	0	2	0	0 0	5
33 Carson Towt	F 29:23	4-6	0-0	4-6	3 8 11	2 5	12	0	2	0	0 0	12
3 Markus Burton	G 31:00	10-13	2-4	3-3	0 1 1	4 3	25	4	2	1	0 0	7
10 Jalen Haralson	G 29:57	6-12	0-2	4-9	3 1 4	2 7	16	5	1	0	0 0	13
11 Braeden Shrewsberry	G 28:56	2-5	2-5	1-2	0 4 4	3 1	7	0	1	0	1 0	12
6 Brady Koehler	13:02	2-3	0-1	0-0	1 2 3	3 0	4	0	1	0	0 0	4
13 Sir Mohammed	17:43	0-1	0-0	0-0	0 0 0	3 0	0	0	1	2	0 0	-17
5 Cole Carter	20:09	2-5	2-5	6-6	1 1 2	2 3	12	1	2	0	0 0	4
14 Kebba Njie	07:35	0-1	0-0	4-4	0 2 2	1 2	4	0	1	0	0 0	-6
2 Logan Imes	12:32	2-3	1-2	1-2	0 2 2	1 1	6	0	0	0	0 0	1
Team					0 1 1	0 0	0		1			
Totals		28-49	7-19	23-32	9 22 31	23 22	86	10	14	3	1 0	7

Major Fouls: NONE

BELL		ND	
Biggest lead	5 (1 st 5:46)	22 (2 nd 7:34)	
Best Scoring Run	5 (1 st 13:35)	12 (1 st 1:42)	
Lead Changes	6		
Times Tied	7		
Time with Lead	04:01	30:40	

Points from Turnovers		BELL	ND
		17	15
Paint		24	36
Second Chance		2	12
Fast Breaks		10	13
Bench		32	26

Period by Period Scoring			
	1st	2nd	TOT
BELL	30	49	79
ND	37	49	86

Shooting By Period

1st FG% 10-22 45.5%

3PT% 3-12 25.0%

FT% 7-8 87.5%

2nd FG% 15-24 62.5%

3PT% 4-10 40.0%

FT% 15-19 78.9%

GM FG% 25-46 54.3%

3PT% 7-22 31.8%

FT% 22-27 81.5%

Dead Ball Rebounds: 2, 0

Shooting By Period

1st FG% 15-25 60.0%

3PT% 3-7 42.9%

FT% 4-6 66.7%

2nd FG% 13-24 54.2%

3PT% 4-12 33.3%

FT% 19-26 73.1%

GM FG% 28-49 57.1%

3PT% 7-19 36.8%

FT% 23-32 71.9%

Dead Ball Rebounds: 6, 0

GAME


6

(RV/RV) KANSAS, 71

NOTRE DAME, 61

Nov. 24, 2025

MGM Grand Garden Arena (Las Vegas)



Official Basketball Box Score - Final

Notre Dame at Kansas

11/24/25 MGM Grand Garden Arena, Las Vegas

2025-26 Men's Basketball

Game Time: 12:30 PM

Game Duration: 1:52

Officials: Lee Cassell, Orlando Poole, Chance Moore

Notre Dame - 61

Record: 4-2

NO. Name	Min	FG M-A	3P M-A	FT M-A	Rebounds OR DR TOT	Fouls PF FD	TP	AS	TO	ST	Blocks BS BA	+/-
12 Garrett Sundra	F 22:50	1-6	0-2	0-0	2 1 3	1 1	2	0	0	0	1 1	-2
33 Carson Towt	F 27:32	1-4	0-0	0-0	2 8 10	3 0	2	2	0	0	1 2	-11
3 Markus Burton	G 34:39	9-18	0-3	6-6	1 2 3	2 4	24	1	3	0	3 1	-1
10 Jalen Haralson	G 24:54	5-14	0-2	3-5	3 2 5	3 4	13	1	1	0	1 2	-12
11 Braeden Shrewsberry	G 33:39	3-9	3-9	0-0	0 2 2	1 0	9	1	0	0	0 0	-11
5 Cole Carter	21:19	1-5	1-5	2-2	0 1 1	0 1	5	1	0	1	0 0	-2
14 Kebba Njie	10:53	0-0	0-0	2-2	0 3 3	2 2	1	2	0	1	0 0	3
6 Brady Koehler	04:22	0-0	0-0	0-0	0 0 0	0 0	0	0	0	0	0 0	-5
13 Sir Mohammed	13:57	2-6	0-1	0-0	1 4 5	0 0	4	0	0	2	0 2	-3
2 Logan Imes	03:13	0-1	0-1	0-0	0 0 0	1 0	0	0	0	0	0 0	-9
7 Ryder Frost	02:42	0-1	0-1	0-0	0 0 0	0 0	0	0	0	0	0 0	-1
Team					1 1 2	0 0	0		0			
Totals		22-64	4-24	13-15	10 24 34	13 11	61	6	5	7	4 8	-10

Major Fouls: Burton (F) 1st 11:19

Kansas - 71

Record: 4-2

NO. Name	Min	FG M-A	3P M-A	FT M-A	Rebounds OR DR TOT	Fouls PF FD	TP	AS	TO	ST	Blocks BS BA	+/-
15 Bryson Tiller	F 35:04	8-15	0-5	1-2	0 9 9	1 3	17	2	2	0	1 1	8
40 Floory Bidunga	F 33:40	8-15	0-0	2-3	3 6 9	1 5	18	5	2	0	5 1	15
3 Tre White	G 34:27	5-12	2-3	4-6	4 5 9	1 3	16	2	2	0	0 1	5
7 Kohl Rosario	G 19:17	0-1	0-1	0-0	0 0 0	3 0	0	1	0	0	0 0	-2
14 Melvin Council Jr.	G 38:18	5-11	2-6	0-0	0 5 5	1 1	12	4	2	2	0 0	4
1 Jayden Dawson	04:13	0-0	0-0	0-0	0 0 0	0 0	0	0	0	0	0 0	-1
13 Elmarko Jackson	14:29	1-2	1-2	0-0	0 1 1	1 0	3	1	0	0	1 0	10
11 Jamari McDowell	18:15	1-4	1-3	2-2	0 2 2	3 1	5	1	1	0	1 1	9
6 Samis Calderon	02:17	0-0	0-0	0-0	0 0 0	0 0	0	0	0	0	0 0	-4
Team					3 6 9	0 0	0		0			
Totals		28-60	6-20	9-13	10 34 44	11 13	71	16	9	2	8 4	-10

Major Fouls: NONE

	NDU	KAN
Biggest lead	4 (1 st 18:57)	13 (1 st 0:58)
Best Scoring Run	7 (2 nd 8:46)	9 (1 st 9:43)
Lead Changes	3	
Times Tied	2	
Time with Lead	06:22	32:23

	Points from Turnovers	NDU	KAN
		12	9
Paint		34	38
Second Chance		4	11
Fast Breaks		10	6
Bench		11	8

	Period by Period Scoring		
	1st	2nd	TOT
NDU	32	29	61
KAN	39	32	71

Shooting By Period

1st FG% 9-28 32.1%

3PT% 3-13 23.1%

FT% 11-13 84.6%

2nd FG% 13-36 36.1%

3PT% 1-11 9.1%

FT% 2-2 100%

GM FG% 22-64 34.4%

3PT% 4-24 16.7%

FT% 13-15 86.7%

Dead Ball Rebounds: 0, 0

Shooting By Period

1st FG% 15-31 48.4%

3PT% 2-9 22.2%

FT% 7-11 63.6%

2nd FG% 13-29 44.8%

3PT% 4-11 36.4%

FT% 2-2 100%

GM FG% 28-60 46.7%

3PT% 6-20 30.0%

FT% 9-13 69.2%

Dead Ball Rebounds: 2, 0

GAME


7

RUTGERS, 63

NOTRE DAME, 68

Nov. 25, 2025

MGM Grand Garden Arena (Las Vegas)



Official Basketball Box Score - Final

Notre Dame at Rutgers

11/25/25 MGM Grand Garden Arena, Las Vegas

2025-26 Men's Basketball

Game Time: 10:00 AM

Game Duration: 1:58

Officials: Paul Selez, Lucas Santos, Isaac Bennett

Notre Dame - 68

Record: 1-0

NO. Name	Min	FG	3P	FT	Rebounds	Fouls	TP	AS	TO	ST	Blocks	+/-
		M-A	M-A	M-A	OR DR TOT	PF FD					BS BA	
33 Carson Towt	F 24:22	1-3	0-0	0-0	3 3 6	1 2	2	0	0	1	1 2	-8
3 Markus Burton	G 33:58	9-13	2-4	1-1	2 4 6	3 2	21	5	6	3	0 0	8
10 Jalen Haralson	G 28:31	6-12	0-0	3-4	0 1 1	4 4	15	1	1	1	0 1	3
11 Braeden Shrewsberry	G 33:03	5-11	3-6	0-0	2 2 2	1 0	13	1	1	0	0 1	-6
13 Sir Mohammed	G 23:01	2-2	0-0	2-2	1 3 4	0 2	6	3	5	1	0 0	4
12 Garrett Sundra	17:12	2-5	1-2	0-1	1 3 4	2 1	5	0	0	0	1 0	6
14 Kebba Njie	14:12	0-0	0-0	0 0 0	3 3 1	0 0	0	0	1	0	0 0	15
2 Logan Imes	11:18	1-2	1-1	0-1	0 3 3	1 3	3	0	0	0	0 0	0
5 Cole Carter	10:30	0-4	0-3	0-0	1 1 1	1 0	0	1	0	0	0 0	2
6 Brady Koehler	03:25	1-2	0-0	1 0 1	0 0 1	0 0	3	0	0	0	0 0	3
7 Ryder Frost	00:28	0-0	0-0	0-0	0 0 0	0 0	0	0	0	0	0 0	-2
Team					5 1 6	0 0	0		2			
Totals		27-55	9-18	6-9	13 24 37	14 14	68	11	16	8	2 4	5

Major Fouls: NONE

Rutgers - 63

Record: 0-1

NO. Name	Min	FG	3P	FT	Rebounds	Fouls	TP	AS	TO	ST	Blocks	+/-
		M-A	M-A	M-A	OR DR TOT	PF FD					BS BA	
9 Dylan Grant	F 33:40	5-8	3-5	2-2	2 5 7	1 2	15	2	2	1	1 0	0
17 Denis Badalau	F 25:03	2-6	1-4	0-0	1 2 3	1 1	5	2	1	0	0 0	0
21 Emmanuel Ogbole	C 11:45	0-0	0-0	0-0	0 2 2	1 0	0	0	0	0	0 2	-17
0 Tariq Francis	G 21:38	2-7	1-3	5-5	1 0 1	4 2	10	2	1	0	0 1	-5
11 Jamichael Davis	G 32:41	7-12	5-7	2-2	2 1 3	3 2	21	3	1	1	1 0	4
5 Darren Buchanan Jr.	14:23	1-3	0-0	1-4	0 0 0	0 2	3	0	1	0	0 1	-9
13 Harun Zino	17:11	1-5	1-5	0-0	0 1 1	2 1	3	2	2	0	0 0	-5
2 Lino Mark	07:59	0-1	0-0	0-0	1 1 2	0 0	0	1	1	1	0 0	-6
15 Geovante Ware	03:43	0-0	0-0	0 2 2	0 0 0	0 0	0	0	0	0	0 0	-3
3 Kaden Powers	04:17	0-3	0-3	0-0	1 1 2	0 0	0	0	1	0	0 0	-5
4 Bryce Dotson	19:09	2-5	0-0	0-1	1 2 1	2 4	4	0	1	0	0 0	7
11 Christopher Nwuli	08:37	0-1	0-0	2-3	1 0 1	1 2	2	0	0	0	0 1	9
Team					2 2 4	0 0	0		1			
Totals		20-51	11-27	12-17	11 17 28	14 14	63	12	14	5	4 2	-5

Major Fouls: NONE

Shooting By Period

1 st FG%	15-34	44.1%
3PT%	6-13	46.2%
FT%	0-0	0%
2 nd FG%	12-21	57.1%
3PT%	2-5	40.0%
FT%	6-9	66.7%
GM FG%	27-55	49.1%
3PT%	8-18	44.4%
FT%	6-9	66.7%

Dead Ball Rebounds: 10

Shooting By Period

1 st FG%	9-22	40.9%
3PT%	4-12	33.3%
FT%	2-4	50%
2 nd FG%	11-29	37.9%
3PT%	7-15	46.7%
FT%	10-13	76.9%
GM FG%	20-51	39.2%
3PT%	11-27	40.7%
FT%	12-17	70.6%

Dead Ball Rebounds: 10



2025-26 Notre Dame Men's Basketball

GAME
13

PURDUE FORT WAYNE, 72

(RV/-) NOTRE DAME, 69

Dec. 21, 2025
Purcell Pavilion (South Bend, IN)



Official Basketball Box Score - Final
Purdue Fort Wayne at Notre Dame
12/21/25 Purcell Pavilion at the Joyce Center, Notre Dame
2025-26 Men's Basketball

Game Time: 2:00 PM
Game Duration: 2:15
Attendance: 5,366

Officials: Tony Henderson, Justin Porterfield, Greg Evans

Purdue Fort Wayne - 72

Record: 8-6

NO. Name	Min	FG M-A	3P M-A	FT M-A	Rebounds OR DR TOT	Fouls PF FD	TP	AS	TO	ST	Blocks BS BA	+/-
11 Maximus Nelson	F 26:00	3-7	3-7	2-2	0 1 1	0 1 1	11	1	0	0	1 0	-8
34 Darius Duffly	F 24:58	0-1	0-0	0-0	0 3 3	4 1 1	0	0	0	0	0 0	8
2 Mikale Stevenson	G 31:29	6-13	3-7	3-4	1 0 1	0 3 18	2	0	2	0	0 0	2
9 DeAndre Craig	G 32:13	5-13	1-7	3-5	0 3 3	1 4 14	0	2	1	0	1 1	-6
10 Corey Hadnot II	G 35:48	10-16	4-7	5-6	0 6 6	2 4 29	2	4	3	0	0 0	7
13 Deangelo Elisee	11:38	0-1	0-0	0-0	0 1 1	1 1 1	0	0	0	0	1 1	-3
1 Ebrahim Kaba	10:22	0-3	0-2	0-0	2 1 3	2 1 0	0	1	0	0	1 6	
4 Chris Morgan	12:20	0-2	0-2	0-0	0 3 3	5 0 0	0	0	0	0	0 7	
5 EJ Mosley	08:27	0-2	0-2	0-0	0 1 1	1 0 0	1	0	0	0	0 5	
15 Yuval Levin	06:45	0-1	0-1	0-0	0 1 1	1 2 0	1	0	1	0	0 1	
Team					2 3 5	0 0	0	1				
Totals		24-59	11-35	13-17	5 23 28	17 17 72	7	8	7	1	3 3	

Shooting By Period		
1st FG%	11-31	35.5%
3PT%	4-17	23.5%
FT%	1-1	100%
2nd FG%	13-28	46.4%
3PT%	7-18	38.9%
FT%	12-16	75%
GM FG%	24-59	40.7%
3PT%	11-35	31.4%
FT%	13-17	76.5%

Dead Ball Rebounds: 5, 1

Notre Dame - 69

Record: 9-4

NO. Name	Min	FG M-A	3P M-A	FT M-A	Rebounds OR DR TOT	Fouls PF FD	TP	AS	TO	ST	Blocks BS BA	+/-
12 Garrett Sundra	F 25:18	2-5	0-3	1-2	1 4 5	0 1 1	5	0	0	0	1 0	0
33 Carson Towt	F 26:48	3-6	0-0	0-0	6 4 10	3 1 6	3	1	1	0	0 0	7
5 Cole Certa	G 25:03	2-8	1-7	2-2	0 1 1	2 2 7	1	0	0	0	0 0	-7
10 Jalen Haralson	F 27:08	6-13	0-0	9-11	5 4 9	1 9 21	4	6	0	1	1	-2
11 Braeden Shrewsberry	G 34:53	4-11	3-8	2-2	0 3 3	3 1 13	1	1	0	1	0	-5
2 Logan Imes	27:56	5-10	2-6	0-0	0 4 4	4 1 12	2	1	4	0	0	2
6 Brady Koehler	08:57	1-3	1-2	0-0	0 1 1	2 1 3	0	2	0	0	0 2	
13 Sir Mohammed	10:07	1-4	0-1	0-0	1 3 4	2 0 2	0	2	0	0	0	-5
14 Kebba Njie	07:51	0-0	0-0	0-0	0 2 2	1 0 0	0	1	0	0	0	-3
7 Ryder Frost	02:40	0-0	0-0	0-0	0 0 0	0 0 0	0	0	0	0	0	2
34 Matthew MacLellan	03:19	0-0	0-0	0-0	0 2 2	0 0 0	0	0	0	0	0	-6
Team					1 1 2	0 0	0	1				
Totals		24-60	7-27	14-17	14 29 43	18 16 69	11	15	5	3	1	-3

Major Fouls: Koehler (TF) 2 nd 11:02

PFW		ND		Points from		PFW		ND		Period by Period Scoring	
Biggest lead	11 (1 st 4:27)	4 (1 st 18:42)	Turnovers	15	6	1st	2nd	TOT			
Best Scoring Run	8 (1 st 13:48)	10 (2 nd 19:31)	Paint	24	34	PFW	27	45	72		
Lead Changes	3		Second Chance	4	10	ND	24	45	69		
Times Tied	2		Fast Breaks	8	21						
Time with Lead	35:25	02:30	Bench	0	17						

GAME
15

NOTRE DAME, 71

CAL, 72

Jan. 2, 2026
Haas Pavilion (Berkeley, CA)



Official Basketball Box Score - Final
Notre Dame at California
01/02/26 Haas Pavilion, Berkeley
2025-26 Men's Basketball

Game Time: 8:00 PM
Game Duration: 2:10
Attendance: 5,158

Officials: Tommy Morrissey, Rick Crawford, Adam Flove

Notre Dame - 71

Record: 10-5 (1-1)

NO. Name	Min	FG M-A	3P M-A	FT M-A	Rebounds OR DR TOT	Fouls PF FD	TP	AS	TO	ST	Blocks BS BA	+/-
12 Garrett Sundra	F 21:37	0-3	0-3	0-0	0 3 3	3 2 0	0	0	0	0	0 0	1
33 Carson Towt	F 27:35	4-4	0-0	0-1	6 9 15	0 1 8	2	1	0	0	0 0	-1
2 Logan Imes	G 34:43	0-4	0-0	0-0	0 8 8	2 1 0	6	1	0	0	1 0	0
10 Jalen Haralson	G 30:37	5-9	2-3	5-10	1 3 4	1 8 17	4	2	0	1	0	-2
11 Braeden Shrewsberry	G 30:47	5-17	5-12	6-6	1 4 5	2 4 21	1	0	0	0	0 8	
6 Brady Koehler	06:13	2-3	1-2	0-0	0 1 1	3 0 5	0	0	0	0	0	-6
13 Sir Mohammed	08:48	1-3	0-1	0-2	1 0 1	1 1 2	1	1	0	0	0 2	
14 Kebba Njie	12:11	0-1	0-0	0-0	0 1 1	3 1 0	0	0	1	0	0	2
5 Cole Certa	23:41	4-10	3-7	5-7	1 1 2	0 5 16	0	1	0	0	0	-5
24 Mark Zackery IV	03:48	1-1	0-0	0-0	0 0 1	1 1 0	2	0	0	0	0	-4
Team					2 1 3	0 0	0	0				
Totals		22-55	11-39	16-26	12 32 44	15 21 71	14	7	1	0	1	-1

Shooting By Period		
1st FG%	12-30	40.0%
3PT%	5-14	35.7%
FT%	2-8	25%
2nd FG%	10-25	40.0%
3PT%	6-17	35.3%
FT%	14-18	77.8%
GM FG%	22-55	40.0%
3PT%	11-31	35.5%
FT%	16-26	61.5%

Dead Ball Rebounds: 5, 0

California - 72

Record: 13-2 (1-1)

NO. Name	Min	FG M-A	3P M-A	FT M-A	Rebounds OR DR TOT	Fouls PF FD	TP	AS	TO	ST	Blocks BS BA	+/-
2 John Camden	F 31:20	1-10	1-9	0-0	0 3 3	3 1 3	0	1	0	0	0	-3
22 Chris Bell	F 30:42	5-11	1-7	4-5	0 5 5	2 3 15	0	0	1	0	0	7
3 Lee Dort	F 23:07	2-5	0-0	0-0	3 8 11	4 1 4	0	1	0	0	0	-6
7 Dai Dai Ames	G 34:29	9-16	4-9	1-1	0 1 1	3 2 23	3	1	0	0	0	-3
10 Justin Phippen	G 29:19	4-11	3-8	3-5	2 2 4	1 4 14	3	0	0	1	0	-1
8 Miles Ilic	15:03	3-4	0-0	1-1	1 3 4	4 3 7	1	0	1	0	0	7
21 Nolan Dorsey	17:53	0-3	0-0	0-0	0 0 0	1 0 0	0	0	0	0	0	-3
3 Semetri (TT) Carr	16:31	2-3	2-3	0-0	0 2 2	3 1 6	3	0	1	0	0	9
17 Mantas Kocanas	01:36	0-1	0-0	0-0	1 0 1	0 0 0	0	0	0	0	0	-2
Team					2 1 3	0 0	0	0				
Totals		26-64	11-39	9-12	9 25 34	21 15 72	13	3	4	1	1	1

Shooting By Period		
1st FG%	9-28	32.1%
3PT%	3-17	17.6%
FT%	6-9	66.7%
2nd FG%	17-36	47.2%
3PT%	8-22	36.4%
FT%	3-3	100%
GM FG%	26-64	40.6%
3PT%	11-39	28.2%
FT%	9-12	75.0%

Dead Ball Rebounds: 0, 1

UND		CAL		Points from		UND		CAL		Period by Period Scoring	
Biggest lead	12 (1 st 8:36)	7 (2 nd 7:19)	Turnovers	0	11	1st	2nd	TOT			
Best Scoring Run	9 (2 nd 0:29)	7 (1 st 5:13)	Paint	18	24	UND	31	40	71		
Lead Changes	5		Second Chance	7	8						
Times Tied	4		Fast Breaks	10	13						
Time with Lead	24:51	13:40	Bench	25	13						

GAME
14

NOTRE DAME, 47

STANFORD, 40

Dec. 30, 2025
Maples Pavilion (Stanford, CA)



Official Basketball Box Score - Final
Notre Dame at Stanford
12/30/25 Maples Pavilion, Stanford
2025-26 Men's Basketball

Game Time: 6:00 PM
Game Duration: 2:01
Attendance: 3,866

Officials: Tommy Morrissey, Marques Pettigrew, Chase Shaw

Notre Dame - 47

Record: 10-4 (1-0)

NO. Name	Min	FG M-A	3P M-A	FT M-A	Rebounds OR DR TOT	Fouls PF FD	TP	AS	TO	ST	Blocks BS BA	+/-
12 Garrett Sundra	F 31:43	3-6	2-3	0-0	2 2 4	2 0 8	2	0	0	1	0	2
33 Carson Towt	F 22:17	4-7	0-0	0-0	5 5 10	4 1 8	0	2	2	0	0	-1
2 Logan Imes	G 32:04	1-5	0-1	0-0	1 3 4	1 1 2	3	0	0	0	1 0	0
10 Jalen Haralson	G 29:51	5-14	0-2	3-8	1 3 4	1 9 13	0	8	0	0	2 5	
11 Braeden Shrewsberry	G 30:27	0-8	0-5	0-1	0 3 3	0 1 0	1	0	0	1	0	7
14 Kebba Njie	16:43	2-2	0-0	0-0	1 8 9	1 0 4	0	0	0	0	2 0	6
5 Cole Certa	13:32	0-3	0-3	5-5	0 0 0	3 3 5	0	0	0	0	0 0	7
6 Brady Koehler	07:53	3-5	1-1	0-0	1 1 2	2 0 7	0	0	0	0	0 5	
13 Sir Mohammed	10:09	0-5	0-0	0-0	1 5 6	2 0 0	0	0	2	0	0	2
24 Mark Zackery IV	05:03	0-1	0-1	0-0	1 0 1	0 0 0	0	0	0	0	0	2
7 Ryder Frost	00:17	0-0	0-0	0-0	0 0 0	0 0 0	0	0	0	0	0	0
Team					3 2 5	0 0	0	0				
Totals		18-56	3-16	8-14	16 32 48	16 15 47	6	12	2	4	4	7

Shooting By Period		
1st FG%	9-33	27.3%
3PT%	0-7	0.0%
FT%	4-5	80.0%
2nd FG%	9-23	39.1%
3PT%	3-9	33.3%
FT%	4-8	50%
GM FG%	18-56	32.1%
3PT%	3-16	18.8%
FT%	8-14	57.1%

Dead Ball Rebounds: 2, 0

Stanford - 40

Record: 11-3 (0-1)

Stanford - 40		Record: 11-3 (0-1)										Map: Ponds, Pond			
NO. Name	Min	FG M-A	3P M-A	FT M-A	Rebounds OR DR TOT	Fouls PF FD	TP	AS	TO	ST	Blocks BS BA	+			
4 AJ Rohasy	F 14:53	1-4	0-0	0-0	1 1 2	1 1 2	1	0	1	0	0	1			
10 Chisom Okpara	F 27:39	3-14	2-7	5-6	1 2 3	2 3 13	1	3	0	0	1 0	2			
1 Ebuka Okorie	G 34:38	3-14	0-6	1-2	2 4 6	1 1 7	2	1	1	0	0 0	2			
5 Benny Gealer	G 25:39	2-6	1-5	0-0	0 1 1	2 1 5	1	0	0	0	0 -16				
11 Ryan Agarwal	G 12:45	0-0	0-0	0-0	0 0 0	2 1 0	1	0	0	0	0 -6				
15 Oskar Gillay	24:42	0-2	0-0	2-2	3 8 11	0 4 2	1	1	3	1	1 -3				
52 Aidan Cammann	09:15	1-1	0-0	0-0	0 0 0	0 1 0	2	0	0	0	0 -9				
2 Donavin Young	22:22	1-2	0-1	0-0	2 4 6	4 2 2	0	0	1	0	2 0	2			
25 Jeremy Dent-Smith	20:02	1-7	0-5	2-2	1 2 3	1 3 4	1	0	1	0	1 -2				
20 Cameron Grant	08:06	1-6	1-6	0-0	0 2 2	1 0 3	0	0	0	0	0				
Team					0 2 2	0 0 0	0	0	0	0					
Totals		19.56	4.90	10.12	10.26	36.15	16.40	8.6	5.4	4.4					



2025-26 Notre Dame Men's Basketball

GAME
17

(RV/RV) MIAMI, 81

NOTRE DAME, 69

Jan. 13, 2026
Purcell Pavilion (South Bend, IN)



Official Basketball Box Score - Final
Miami (FL) at Notre Dame
01/13/26 Purcell Pavilion at the Joyce Center, Notre Dame
2025-26 Men's Basketball

Game Time: 7:09 PM
Game Duration: 2:07
Attendance: 5,278

Officials: Ron Groover, Pat Driscoll, Justin Porterfield

Miami (FL) - 81

NO. Name	Min	Shooting By Period																
		FG	3P	FT	Rebounds		Fouls	TP	AS	TO	ST	Blocks		BS	BA	++/-		
		M-A	M-A	M-A	OR	DR	PF	FD										
5 Malik Reneau	F 35:28	7-15	0-3	3-4	3	7	10	1	5	17	1	1	5	1	1	1	14	
7 Shelton Henderson	F 26:15	6-8	1-3	4-5	1	2	9	3	3	17	2	0	0	0	0	0	18	
8 Ernest Udeh Jr.	C 12:21	0-0	0-0	0-0	0	2	2	4	1	0	0	0	1	0	0	0	5	
3 Tre Donaldson	G 37:56	8-14	1-4	6-6	0	2	2	1	4	23	5	2	3	0	2	13		
10 Tru Washington	G 33:07	4-11	1-4	0-0	0	4	4	1	1	9	1	1	1	1	0	0	8	
11 Salih Altuntas	08:56	0-1	0-0	0-0	0	1	1	2	1	0	0	0	0	0	0	0	-2	
88 Timotej Malovec	15:51	0-2	0-2	1-2	0	0	0	2	1	1	0	0	1	0	0	0	-2	
35 Dante Allen	24:48	3-6	2-5	3-4	1	2	3	2	3	11	1	2	2	0	0	0	5	
14 Noam Dovrat	05:18	1-1	1-1	0-0	0	0	0	0	0	1	0	0	0	0	0	0	1	
Team																		
Totals		29-58	6-22	17-21	8	20	28	17	19	81	10	8	13	1	3	12		

Record: 15-2 (4-0)

Officials: Ron Groover, Pat Driscoll, Justin Porterfield

Notre Dame - 69

NO. Name	Min	Shooting By Period																
		FG		3P		FT		Rebounds		Fouls		TP	AS	TO	ST	Blocks		+/-
		M-A	PA	M-A	PA	M-A	PA	OR	DR	PF	FD					BS	BA	
12 Garrett Sundra	F 30:35	0-3	0-3	2-2	3	2	5	4	2	2	2	1	2	2	1	1	1	3
33 Carson Towt	F 22:03	2-3	0-0	0-0	0	2	5	7	4	3	4	0	1	0	1	0	0	-3
2 Logan Imes	G 30:44	1-4	0-1	0-0	0	4	4	8	0	0	2	0	6	1	0	0	0	-16
10 Jalen Haralson	G 33:32	6-13	0-1	6-10	0	3	3	1	5	18	2	5	0	0	0	0	0	-9
11 Braeden Shrewsberry	G 25:07	3-6	2-5	0-0	0	3	3	4	2	8	3	0	1	0	0	0	0	-8
14 Kebba Njie	01:44	0-0	0-0	0-0	0	0	0	0	0	0	0	0	0	0	0	0	0	-7
5 Cole Certa	23:38	3-8	2-5	0-0	1	1	2	3	0	8	0	2	0	0	0	0	0	-6
6 Brady Koehler	08:16	2-3	1-1	0-0	0	2	2	1	0	5	0	0	0	0	0	0	0	-3
13 Sir Mohammed	12:42	6-8	0-2	3-4	2	0	2	1	3	15	0	3	0	0	0	0	0	-6
7 Ryder Frost	11:39	2-5	2-5	1-2	0	2	2	2	1	7	0	0	0	0	0	0	0	1
Team								0	1	1	0	0	0	0	0	0	0	
Totals		25-53	7-23	12-18	12	23	35	20	16	69	7	18	4	3	1	12		

Record: 10-7 (1-3)

Major Fouls: Donaldson (TF) 1st 5:37

	MIA	ND
Biggest lead	13 (2 nd 4:08)	6 (1 st 17:05)
Best Scoring Run	7 (2 nd 15:36)	6 (1 st 17:05)
Lead Changes	3	
Times Tied	6	
Time with Lead	31:52	03:36

Points from Turnovers		MIA	ND
Paint		40	28
Second Chance		6	11
Fast Breaks		13	2
Bench		15	35

Major Fouls: Certa (TF) 1st 5:37

GAME
19

NOTRE DAME, 69

#22/24 NORTH CAROLINA, 91

Jan. 21, 2026
Dean E Smith Center (Chapel Hill, NC)



Official Basketball Box Score - Final
Notre Dame at North Carolina
01/21/26 Dean Smith Center, Chapel Hill
2025-26 Men's Basketball

Game Time: 7:00 PM
Game Duration: 1:53
Attendance: 19,698

Officials: Bert Smith, Clarence Armstrong, Don Daly

Notre Dame - 69

NO. Name	Min	FG		3P		FT		Rebounds		Fouls		TP	AS	TO	ST	Blocks		+/-
		M	A	M	A	M	A	OR	DR	PF	FD					BS	BA	
6 Brady Koehler	F 22:43	1-5	0-1	0-3	2	1	3	2	4	2	0	0	1	0	1	0	0	-6
33 Carson Towt	F 17:38	3-11	1-10	0-1	5	1	6	3	2	6	1	2	0	0	0	0	0	-21
5 Cole Certa	G 24:11	2-9	1-5	4-4	1	1	2	0	2	9	0	1	0	0	1	0	0	-26
10 Jalen Haralson	G 18:45	6-16	0-1	1-2	4	2	6	2	4	13	1	0	0	0	2	0	0	-11
11 Braeden Shrewsberry	G 26:59	1-5	1-3	0-0	0	3	3	1	3	3	5	1	0	0	1	0	0	-15
12 Garrett Sundra	14:36	2-2	2-2	0-0	2	3	5	0	0	6	0	0	0	1	0	0	0	-6
2 Logan Imes	21:52	2-8	0-4	0-0	0	2	2	1	0	4	4	0	3	0	0	0	0	-12
13 Sir Mohammed	19:10	6-11	1-3	1-1	1	3	4	2	1	14	1	0	0	0	0	0	0	-5
34 Matthew MacLellan	10:40	1-2	0-0	0-0	1	2	3	2	0	2	0	0	0	0	0	0	0	-2
7 Ryder Frost	14:23	3-4	3-4	1-2	1	2	3	1	1	10	0	0	0	0	0	0	0	-9
24 Mark Zackery IV	06:29	0-1	0-1	0-0	0	1	1	0	0	0	0	0	1	0	0	0	0	3
0 Brady Stevens	02:34	0-1	0-1	0-0	0	0	0	0	0	0	0	0	1	0	0	0	0	0
Team								1	0	1	0	0	0	0	0	0	0	
Totals		27-75	8-25	7-13	18	21	39	16	17	69	13	5	5	0	5	22		

Record: 10-9 (1-5)

Major Fouls: NONE

North Carolina - 91

NO. Name	Min	FG		3P	FT	Reb		Fouls		TP	AS	TO	ST	Blocks		BS	+/-	Shooting By Period	
		M-A	M-A	M-A	M-A	OR	DR	PF	FD					1st FG%	1st 3P%				
8 Caleb Wilson	F 29:42	8-11	1-3	5-8	2	5	7	1	4	22	5	2	1	1	0	1	0	14	1st FG% 13-27 48.1%
13 Henri Veesaar	C 28:28	6-10	1-3	2-5	2	10	12	1	4	15	1	1	0	2	0	0	0	30	3PT% 7-17 41.2%
3 Derek Dixon	G 27:18	4-6	3-5	0-0	1	2	3	2	0	11	2	1	0	0	0	0	0	17	FT% 9-14 64.3%
4 Jaydon Young	G 13:58	1-4	1-4	0-0	0	3	3	4	0	3	1	1	0	0	0	0	0	6	2nd FG% 18-34 52.9%
7 Seth Trimble	G 19:59	2-4	0-1	1-2	0	3	3	3	2	5	1	2	0	1	0	0	0	17	3PT% 6-17 35.3%
1 Zayden High	04:08	1-2	0-1	0-0	0	1	0	1	0	0	2	0	0	0	0	0	0	-4	FT% 7-9 77.8%
44 Luka Bogavac	23:52	2-9	1-6	4-4	1	3	4	1	3	9	3	1	0	0	0	0	0	15	GM FG% 31-61 50.8%
0 Kyran Evans	10:08	3-5	3-5	0-0	0	0	0	1	0	9	1	0	0	0	0	0	0	5	3PT% 13-34 38.2%
11 Jonathan Powell	19:23	2-5	1-4	0-0	0	3	3	1	0	5	3	0	0	0	0	0	0	9	FT% 16-23 69.6%
15 Jarin Stevenson	16:18	2-3	2-2	2-2	0	5	5	1	2	8	1	0	1	1	0	0	0	6	Dead Ball Rebounds:
5 Isaiah Denis	02:34	0-1	0-0	0-0	0	0	0	0	1	0	0	0	0	1	0	0	0	0	
6 Elijah Davis	01:24	0-0	0-0	0-0	0	0	0	0	1	0	0	0	0	0	0	0	0	-2	
25 John Holbrook	01:24	0-1	0-0	0-0	0	0	0	0	0	0	0	0	0	0	0	0	0	-2	
32 Evan Smith	01:24	0-0	0-0	2-2	1	0	1	0	1	2	0	0	0	0	0	0	0	-2	
Team								2	0	2	0	0	0	0					
Totals		31-61	13-34	16-23	10	34	44	17	16	91	18	3	5	0	22				

Record: 10-4 (3-3)

Major Fouls: NONE

	ND	UNC
Biggest lead	0 (1 st 20:00)	29 (2 nd 9:40)
Best Scoring Run	8 (1 st 15:21)	10 (2 nd 17:26)
Lead Changes	0	
Times Tied	0	
Time with Lead	00:00	38:52

Points from Turnovers		ND	UNC
Paint		30	32
Second Chance		13	17
Fast Breaks		2	13
Bench		36	35

Major Fouls: NONE

GAME
18

NOTRE DAME, 76

VIRGINIA TECH, 89

Jan. 17, 2026
Cassell Coliseum (Blacksburg, VA)



Official Basketball Box Score - Final
Notre Dame at Virginia Tech
01/17/26 Cassell Coliseum, Blacksburg
2025-26 Men's Basketball

Game Time: 12:01 PM
Game Duration: 2:08
Attendance: 8,805

Officials: Tommy Morrissey, Sean Hull, Kellen Miller

Notre Dame - 76

NO. Name	Min	FG		3P		FT		Rebounds		Fouls		TP	AS	TO	ST	Blocks		+/-
		M-A	M-A	M-A	M-A	M-A	M-A	OR	DR	PF	FD					BS	BA	
33 Carson Towt	F 18:39	1-5	0-0	0-2	3	1	4	4	1	2	1	0	0	1	1	1	14	1st FG% 13-32 40.6%
2 Logan Imes	G 27:14	2-6	0-2	2-3	1	0	1	2	2	6	2	2	0	0	0	0	0	3PT% 3-13 23.1%
10 Jalen Haralson	G 20:34	4-6	0-1	0-0	3	1	4	4	1	8	2	3	1	0	0	0	0	FT% 5-6 83.3%
11 Braeden Shrewsberry	G 34:50	3-10	0-5	0-0	0	3	3	0	1	6	2	2	0	0	0	0	0	2nd FG% 14-29 48.3%
13 Sir Mohammed	G 23:17	5-12	2-4	0-0	1	4	5	2	1	12	3	3	2	0	1	5	0	3PT% 3-11 27.3%
5 Cole Cerna	G 29:15	3-8	2-7	6-6	0	1	1	2	4	14	0	0	0	0	0	2	0	FT% 11-15 73.3%
12 Jamarion Sundra	G 12:02	2-5	0-0	0-0	0	0	0	0	0	4	0	0	0	0	0	0	0	GM FG% 27-61 44.3%
6 Brady Koehler	21:52	5-7	2-3	5-6	1	2	3	4	4	17	1	1	2	0	0	9	0	3PT% 6-24 25.0%
34 Matthew MacLellan	11:41	2-2	0-0	3-4	0	3	3	1	2	7	0	1	0	1	0	3	0	FT% 7-12 58.3%
Team					3	1	4	0	0	0	0	1						Dead Ball Rebounds: 2.0
Totals		27:61	16:24	16:21	13	17	30	20	17	76	11	13	5	2	2	1	13	



2025-26 Notre Dame Men's Basketball

GAME
21

#17/17 VIRGINIA, 100

NOTRE DAME, 97 (2OT)

Jan. 27, 2026
Purcell Pavilion (South Bend, IN)



Official Basketball Box Score - Final
Virginia at Notre Dame
01/27/26 Purcell Pavilion at the Joyce Center, Notre Dame
2025-26 Men's Basketball

Game Time: 7:09 PM
Game Duration: 2:57
Attendance: 4,012

Officials: Ron Groover, Lee Cassell, Michael Greenstein

Virginia - 100

Record: 17-3 (6-2)

NO. Name	Min	FG M-A	3P M-A	FT M-A	Rebounds OR DR TOT	Fouls PF FO	TP	AS	TO	ST	Blocks BS BA	+/-
20 Thijs De Ridder	F 33:35	9-20	0-5	14-15	4 4 6	5 9	32	3	4	0	2	3
17 Johann Grönlöf	C 13:05	2-2	0-0	1-2	2 0 2	4 3	5	0	1	0	0	-4
1 Malik Thomas	G 21:38	1-5	0-3	0-0	1 2 3	5 0	2	1	1	0	0	1
5 Sam Lewis	G 43:09	7-13	5-8	2-2	2 7 9	2 1	21	6	1	0	0	1
30 Dallin Hall	G 43:09	2-2	1-1	2-2	0 4 4	1 1	7	4	1	2	0	6
33 Ugona Onyenso	F 17:21	2-3	0-1	0-0	1 2 3	5 2	4	1	0	2	3	-7
2 Chance Mallory	36:51	5-9	3-6	4-8	0 2 2	4 7	17	3	1	0	0	1
11 Devin Tillis	30:15	3-9	1-3	5-6	1 4 5	2 3	12	2	2	1	0	0
6 Jacari White	05:53	0-1	0-1	0-0	0 0 0	3 1	0	0	0	0	0	-3
12 Elijah Gertrude	02:59	0-1	0-1	0-0	0 0 0	0 0	0	1	0	0	0	-5
7 Martin Carrere	02:06	0-0	0-0	0-0	0 0 0	1 0	0	0	0	0	0	0
Team					3 1 4	0 0	0	0	0	0	0	0
Totals		31-65	10-29	28-35	14 26 40	27 25	100	21	11	5	3	5

Dead Ball Rebounds: 1.1

Major Fouls: NONE

Notre Dame - 97

Record: 11-10 (2-5)

NO. Name	Min	FG M-A	3P M-A	FT M-A	Rebounds OR DR TOT	Fouls PF FO	TP	AS	TO	ST	Blocks BS BA	+/-
6 Brady Koehler	F 41:47	3-5	1-2	9-10	1 9 10	5 7	16	0	1	3	4	-3
33 Carson Towt	F 17:06	3-4	0-0	0-0	3 2 5	5 2	6	1	1	0	0	1
5 Cole Certa	G 40:29	10-19	5-13	9-11	1 1 2	0 8	34	1	1	0	0	-2
10 Jalen Haralson	G 43:52	6-11	0-1	8-10	1 3 4	3 7	20	7	2	1	0	-5
11 Braeden Shrewsberry	G 46:43	6-15	5-9	1-1	0 2 2	1 2	18	4	3	1	0	-1
2 Logan Imes	17:02	0-0	0-0	0-0	0 2 2	3 0	0	1	1	0	0	-7
12 Garrett Sundra	25:01	1-3	0-2	0-0	0 2 2	5 0	2	0	0	0	1	-2
13 Sir Mohammed	13:40	0-3	0-0	1-2	0 2 2	2 1	1	1	0	0	0	-7
7 Ryder Frost	04:20	0-1	0-0	0-0	0 0 0	1 0	0	0	0	0	0	3
Team					3 3 6	0 0	0	1	1	0	0	0
Totals		29-61	11-27	28-34	9 26 35	25 27	97	15	10	5	3	-3

Dead Ball Rebounds: 2.0

Major Fouls: NONE

	UVA	ND
Biggest lead	5 (2 nd OT 0:09)	19 (1 st 6:06)
Best Scoring Run	9 (2 nd 8:20)	8 (1 st 11:56)
Lead Changes	14	
Times Tied	9	
Time with Lead	09:39	36:19

Points from Turnovers	UVA	ND
Paint	36	32
Second Chance	12	6
Fast Breaks	9	9
Bench	33	3

Period by Period Scoring	UVA	ND
1st	35	38
2nd	12	15
OT1	12	12
OT2	12	97

GAME
23

NOTRE DAME, 65

#24/23 LOUISVILLE, 76

Feb. 4, 2026
KFC Yum! Center (Louisville, KY)



Official Basketball Box Score - Final
Notre Dame at Louisville
02/04/26 KFC Yum! Center, Louisville, KY
2025-26 Men's Basketball

Game Time: 7:01 PM
Game Duration: 2:04
Attendance: 14,787

Officials: Doug Show, Don Daly, Job Hartness

Notre Dame - 65

Record: 11-12 (2-8)

NO. Name	Min	FG M-A	3P M-A	FT M-A	Rebounds OR DR TOT	Fouls PF FO	TP	AS	TO	ST	Blocks BS BA	+/-
6 Brady Koehler	F 32:04	4-10	2-5	1-2	0 4 4	3 2	11	0	1	4	2	-18
33 Carson Towt	F 24:46	3-5	0-0	0-0	1 3 7	10 4	2	6	3	3	1	0
5 Cole Certa	G 35:08	6-18	5-14	1-2	1 2 3	2 4	18	1	1	1	0	-9
10 Jalen Haralson	G 28:50	3-9	0-1	2-4	2 5 7	2 3	8	5	6	1	0	-17
11 Braeden Shrewsberry	G 34:10	3-11	2-4	0-1	1 1 2	2 2	8	0	2	0	2	-7
12 Garrett Sundra	13:26	1-1	1-1	0-0	0 3 3	3 0	3	0	0	0	0	12
2 Logan Imes	15:39	0-0	0-0	0-0	0 1 1	1 1	0	2	0	0	0	3
13 Sir Mohammed	13:32	3-7	0-1	2-4	3 0 3	0 2	8	1	0	0	1	-11
7 Ryder Frost	01:24	1-1	1-1	0-0	0 0 0	0 0	3	0	0	0	0	3
34 Matthew MacLellan	01:01	0-0	0-0	0-0	0 0 0	0 0	0	0	0	0	0	3
Team					2 0 2	0 0	0	1	1	0	0	0
Totals		24-62	11-27	6-14	12 23 35	17 16	65	14	12	9	3	-4

Dead Ball Rebounds: 3.0

Major Fouls: Team (TF) 1st 1:01

Louisville - 76

Record: 16-6 (4-4)

NO. Name	Min	FG M-A	3P M-A	FT M-A	Rebounds OR DR TOT	Fouls PF FO	TP	AS	TO	ST	Blocks BS BA	+/-
13 Sananda Fru	F 17:10	4-7	0-0	4-4	3 2 5	0 2	12	1	2	0	3	0
0 Mikal Brown Jr.	G 27:36	1-7	1-5	3-4	0 4 4	3 2	6	1	3	1	0	12
1 J'Yonne Hadley	G 02:46	0-0	0-0	0-0	0 1 1	0 0	0	0	0	0	0	-3
3 Rylan Cornwell	G 32:58	4-14	1-9	3-3	0 4 4	1 4	12	3	2	1	1	0
10 Isaac McKneely	G 27:14	4-8	4-8	1-1	1 1 2	1 2	13	0	0	0	0	1
9 Khani Rooths	25:28	5-9	1-2	1-3	4 8 12	2 4	12	1	2	2	0	2
14 Adrian Wooley	18:13	3-9	0-4	0-0	4 2 6	0 0	6	2	0	0	0	18
15 Aly Khalifa	10:20	1-2	0-1	0-0	0 1 1	0 0	2	1	0	0	0	-1
11 Kobe Rodgers	12:24	1-2	0-1	0-0	0 2 2	3 0	2	2	0	0	0	-1
7 Kasean Pryor	15:29	5-6	0-1	2-3	5 5 3	2 10	1	2	1	0	0	5
53 Vangelis Zougris	10:22	0-1	0-0	1-2	1 1 2	3 1	1	2	1	1	0	1
Team					1 1 2	0 0	0	0	0	0	0	0
Totals		28-65	7-31	13-18	16 30 46	16 17	76	19	12	6	4	3

Dead Ball Rebounds: 3.1

Major Fouls: NONE

	ND	LOU
Biggest lead	9 (1 st 13:03)	19 (2 nd 3:30)
Best Scoring Run	7 (2 nd 19:51)	14 (2 nd 3:30)
Lead Changes	7	
Times Tied	2	
Time with Lead	13:48	25:06

Points from Turnovers	ND	LOU
Paint	22	40
Second Chance	14	11
Fast Breaks	0	12
Bench	14	33

Period by Period Scoring	ND	LOU
1st	32	33
2nd	65	76

GAME
22

NOTRE DAME, 72

SYRACUSE, 86

Jan. 31, 2026
JMA Wireless Dome (Syracuse, NY)



Official Basketball Box Score - Final
Notre Dame at Syracuse
01/31/26 JMA Wireless Dome, Syracuse
2025-26 Men's Basketball

Game Time: 6:00 PM
Game Duration: 1:58
Attendance: 21,455

Officials: Bill Covington Jr., Greg Evans, Anthony Eades

Notre Dame - 72

Record: 11-11 (2-7)

NO. Name	Min	FG M-A	3P M-A	FT M-A	Rebounds OR DR TOT	Fouls PF FO	TP	AS	TO	ST	Blocks BS BA	+/-
6 Brady Koehler	F 19:20	1-3	0-2	2-2	0 2 2	5 2	4	0	1	1	0	-6
33 Carson Towt	F 35:19	4-5	0-0	0-0	1 7 8	3 2	8	2	0	0	1	-4
5 Cole Certa	G 32:33	2-9	2-7	1-2	1 1 2	1 3	7	2	1	1	0	-17
10 Jalen Haralson	G 31:08	8-12	0-0	8-11	0 2 2	4 7	26	4	2	1	0	-10
11 Braeden Shrewsberry	G 35:14	6-12	3-8	2-2	0 5 5	0 2	17	1	3	0	0	2
2 Logan Imes	11:03	0-2	0-1	0-0	0 2 2	0 1	0	0	2	0	0	-5
12 Garrett Sundra	16:21	2-3	1-1	1-2	0 2 2	0 0	6	0	0	0	0	-10
13 Sir Mohammed	13:37	1-4	0-1	0-0	0 0 0	2 0	2	2	0	0	0	-11
7 Ryder Frost	03:33	0-2	0-2	0-0	0 0 0	0 0	0	0	0	0	0	-9
0 Brady Stevens	00:58	0-0	0-0	0-0	0 0 0	1 0	0	0	0	0	0	0
34 Matthew MacLellan	00:58	1-1	0-0	0-1	0 1 1	0 1	2	0	0	0	0	0
Team					2 2 4	0 0	0	1	1	0	0	0
Totals		26-53	6-22	14-20	4 24 28	16 18	72	11	10	3	0	-14

Dead Ball Rebounds: 1.0

Major Fouls: Certa (TF) 2nd 12:54 Koehler (F) 2nd 0:57

Syracuse - 86

Record: 13-9 (4-5)

NO. Name	Min	FG M-A	3P M-A	FT M-A	Rebounds OR DR TOT	Fouls PF FO	TP	AS	TO	ST	Blocks BS BA	+/-
0 Sadiq White Jr.	F 19:24	2-4	0-0	1-2	3 3 6	4 1	5	1	3	1	1	0
42 William Kyle III	F 26:48	4-5	0-0	2-2	0 8 8	1 2	10	1	0	2	0	9
2 JJ Starling	G 35:00	9-13	3-6	0-0	0 2 2	3 0	21	5	0	1	0	12
4 Nate Kingz	G 36:13	11-17	5-10	1-3	0 2 2	1 2	28	3	0	3	0	9
11 Nathan George	G 29:45	2-6	0-2	0-1	0 4 4	3 1	4	10	0	2	0	0
1 Donnie Freeman	21:53	1-4	0-2	5-9	0 6 6	4 5	7	0	2	0	1	13
5 Tyler Betsey	20:17	3-6	2-4	0-0	2 2 4	1 0	8	1	0	0	0	6
7 Kiyari Anthony	09:27	0-1	0-1	2-2	0 0 0	0 3	2	0	1	0	0	0
55 Bryce Zephiri	00:58	0-0	0-0	1-2	0 0 0	1 1	1	0	0	0	0	0
24 Noah Lobdell	00:16	0-0	0-0	0-0	0 0 0	0 0	0	0	0	0	0	-2
Team					1 1 2	0 0	0	0	0	0	0	0
Totals		32-56	10-25	12-21	6 28 34	18 15	86	21	6	7	4	0

Major Fouls: NONE

	NDM	SYR
Biggest lead	2 (1 st 18:53)	16 (2 nd 0:56)
Best Scoring Run	5 (1 st 3:52)	11 (1 st 9:34)
Lead Changes	5	
Times Tied	2	
Time with Lead	01:35	36:25

Points from Turnovers	NDM	SYR
Paint	38	38
Second Chance	5	6
Fast Breaks	9	9
Bench	10	18

Period by Period Scoring	NDM	SYR
1st	31	41
2nd	41	72
TOT	40	86

GAME
24

FLORIDA STATE, 82

NOTRE DAME, 79

Feb. 7, 2026
Purcell Pavilion (South Bend, IN)



<




2025-26 Notre Dame Men's Basketball

GAME

25

NOTRE DAME, 81
SMU, 89

Feb. 10, 2026
Moody Coliseum (Dallas, TX)


		Official Basketball Box Score - Final										Game Time: 6:01 P Game Duration: 21 Attendance: 5,8	
Notre Dame at SMU													
02/10/26 Moody Coliseum, Dallas, Texas													
2025-26 Men's Basketball													
Officials: Roger Ayers, Kipp Kissinger, Tony Chiaz													
Notre Dame - 81													
Record: 11-14 (2-10)													
NO.	Name	Min	FG M-A	3P M-A	FT M-A	Rebounds OR DR TOT	Fouls PF FD	TP	AS	TO	ST	Blocks BS BA	+/-
6	Brady Koehler	F 22:55	4-5	1-1	2-2	2 4 6	1 2	11	2	1	2	0 1	-1
33	Carson Towt	F 23:30	2-3	0-0	0-1	1 3 4	4 1	4	0	1	1	0 0	-5
5	Cole Certa	G 37:08	6-13	4-9	0-1	0 3 3	1 1	16	2	0	0	0 0	-5
10	Jalen Haralson	G 30:46	9-13	0-0	5-8	2 1 3	4 9	23	1	6	1	1 2	-14
11	Braeden Shrewsberry	G 32:26	5-11	5-9	1-2	0 2 2	1 4	16	2	3	1	1 2	-8
2	Logan Imes	19:54	2-7	0-4	0-0	0 2 2	2 0	4	3	0	1	0 0	-1
13	Sir Mohammed	17:10	3-5	1-1	0-0	2 0 2	1 0	7	6	0	2	0 0	-3
12	Garrett Sundra	15:54	0-1	0-1	0-0	0 0 0	1 0	0	0	0	0	1 0	-3
7	Ryder Frost	00:17	0-0	0-0	0-0	0 0 0	0 0	0	0	0	0	0 0	0
Team						0 4 4	0	0	1				
Totals			31-58	11-25	8-14	7 19 26	15 17	81	16	12	8	3 5	-8
Major Fouls: NONE													
SMU - 89													
Record: 17-7 (6-5)													
NO.	Name	Min	FG M-A	3P M-A	FT M-A	Rebounds OR DR TOT	Fouls PF FD	TP	AS	TO	ST	Blocks BS BA	+/-
3	Corey Washington	F 26:45	5-10	3-6	1-3	1 1 2	4 3	14	1	0	0	1 0	11
24	Samet Yigitoglu	C 27:25	5-8	0-0	1-3	7 3 10	2 5	11	4	3	0	1 0	6
0	B.J. Edwards	G 30:36	1-6	1-5	4-4	0 8 8	0 2	7	6	2	2	0 0	13
2	Boogie Miller	G 37:21	7-13	4-5	2-2	0 3 3	3 3	20	7	2	3	0 1	13
5	Jaron Pierre Jr.	G 33:33	8-15	3-8	3-3	2 6 8	3 1	22	6	4	1	1 1	5
4	Sam Walters	09:47	1-1	1-1	0-0	0 1 1	1 0	3	0	0	0	0 0	-3
7	Jermaine O'Neal Jr.	12:59	1-3	1-2	0-0	1 0 1	0 0	3	1	1	0	1 1	-5
10	Jaden Toombs	13:59	4-4	0-0	1-1	1 1 2	2 1	9	0	2	0	0 0	-2
9	B.J. Davis-Ray	05:38	0-1	0-1	0-0	0 0 0	2 0	0	0	0	0	0 0	-4
13	Mitchell Holmes	01:57	0-0	0-0	0-0	0 0 0	0 0	0	0	0	0	1 0	6
Team						2 1 3	0	0	0				
Totals			32-61	13-28	12-16	14 24 38	17 15	89	25	14	6	5 3	8
Major Fouls: NONE													
		ND		SMU		Points from		ND		SMU		Period by Period Scoring	
Biggest lead		3 (2 nd 15:08)		14 (2 nd 10:46)		Turnovers		28		16		1st 2nd TOT	
Best Scoring Run		8 (1 st 9:22)		14 (2 nd 10:46)		Paint		36		30			
Lead Changes		5				Second Chance		8		17			
Times Tied		6				Fast Breaks		11		10			
Time with Lead		01:35		33:14		Bench		11		15			
						SMU		43		46		89	

GAME

26

GEORGIA TECH, 74
NOTRE DAME, 89

Feb. 14, 2026
Purcell Pavilion (South Bend, IN)

		Official Basketball Box Score - Final												Game Time: 12:00 PM Game Duration: 1:58 Attendance: 5,906			
		Georgia Tech at Notre Dame														02/14/26 Purcell Pavilion at the Joyce Center, Notre Dame	
		2025-26 Men's Basketball														Officials: Bill Covington Jr, Trey Styons, Mike Palau	
		Georgia Tech - 74														Record: 11-15 (2-11)	
NO.	Name	Min	FG M-A	3P M-A	FT M-A	Rebounds OR DR TOT	Fouls PF FD	TP	AS	TO	ST	Blocks BS BA	+/-	Shooting By Period			
11	Baye Ndongo	F 29:07	4-5	0-1	6-6	3 9 12	1 4	14	3	5	0	0	0	-11	1 st FG%	12-24 50.0%	
14	Kowace Reeves Jr.	F 31:22	7-15	2-9	0-0	0 1 1	3 1	16	0	3	0	3	0	-9	3PT%	3-13 23.1%	
0	Alki Fleming	G 25:04	4-8	1-3	4-4	0 0 0	3 3	13	1	1	1	0	1	-7	FT%	6-6 100%	
2	Eric Chatfield Jr	G 22:43	2-5	2-4	0-0	0 2 2	2 0	6	4	3	2	0	0	-6	2 nd FG%	13-29 44.8%	
3	Jaeden Mustaf	G 34:37	4-7	3-4	3-4	0 1 1	1 1	14	3	0	0	0	1	-18	3PT%	8-17 47.1%	
7	Chas Kelley III	22:17	3-7	3-6	0-0	0 1 1	4 0	9	1	1	2	0	0	2	GM FG%	25-53 47.2%	
1	Lamar Washington	17:07	1-5	0-2	0-0	0 3 3	1 2	2	0	1	2	0	0	-16	FT%	7-8 87.5%	
12	Kam Craft	14:28	0-1	0-1	0-0	1 0 1	2 0	0	0	0	0	0	0	-8	3PT%	11-30 36.7%	
10	Davi Remagen	03:15	0-0	0-0	0-0	0 0 0	0 0	0	0	1	0	0	0	-2	FT%	13-14 92.9%	
Team						1 1 2	0	0	0						Dead Ball Rebounds: 1-0		
Totals			25-53	11-30	13-14	5 18 23	18 14	74	12	15	7	3 2	-15				
Major Fouls: NONE																	
Notre Dame - 89														Record: 12-14 (3-10)			
NO.	Name	Min	FG M-A	3P M-A	FT M-A	Rebounds OR DR TOT	Fouls PF FD	TP	AS	TO	ST	Blocks BS BA	+/-	Shooting By Period			
6	Brady Koehler	F 17:01	1-3	1-2	0-0	1 3 4	4 0	3	2	1	1	1	0	16	1 st FG%	15-35 42.9%	
33	Carson Towt	F 28:45	4-4	0-0	0-1	5 4 9	1 2	8	2	2	2	1	0	15	3PT%	11-19 57.9%	
2	Logan Imes	G 36:28	6-12	2-4	0-0	2 7 9	2 0	14	3	3	1	0 1	23	FT%	4-4 100%		
5	Cole Certa	G 40:00	12-20	7-11	6-6	1 2 3	0 8	37	0	0	0	0 1	15	2 nd FG%	14-24 58.3%		
11	Braeden Shrewsberry	G 40:00	5-11	4-8	6-6	0 1 1	0 4	20	4	4	1	0 1	15	3PT%	3-9 33.3%		
12	Garrett Sundra	11:40	1-1	0-0	3-4	0 2 2	3 3	5	0	0	0	0 0	0	GM FG%	14-15 96.7%		
13	Sir Mohammed	22:48	0-7	0-2	2-2	2 3 5	3 1	2	3	1	0	0 0	-6	3PT%	19-28 67.9%		
7	Ryder Frost	03:18	0-1	0-1	0-0	0 0 0	1 0	0	0	0	0	0 0	-3	FT%	17-19 89.5%		
Team						2 1 3	0	0	0	2					Dead Ball Rebounds: 1-0		
Totals			29-59	14-28	17-19	13 23 36	14 18	89	14	13	5	2 3	15				
Major Fouls: NONE																	
		GT		ND		Points from		GT		ND		Period by Period Scoring					
Biggest lead		2 (1 st 18:42)		25 (2 nd 4:16)		Turnovers		20		14		1st 2nd TOT					
Best Scoring Run		6 (1 st 11:00)		9 (2 nd 8:13)		Paint		26		30							
Lead Changes		1				Second Chance		8		17							
Times Tied		2				Fast Breaks		9		10							
Time with Lead		00:23		36:31		Bench		11		7							
						ND		45		44		89					

GAME

27

NOTRE DAME
PITT

Feb. 21, 2026
Petersen Events Center (Pittsburgh, PA)

GAME

28

DUKE
NOTRE DAME

Feb. 24, 2026
Purcell Pavilion (South Bend, IN)



2025-26 Notre Dame Men's Basketball

GLENN & STACEY MURPHY HEAD COACH



MICAH SHERWSBERRY GLENN & STACEY MURPHY HEAD COACH

@Coach_Shrews

3rd Season at Notre Dame 5th as a Head Coach at the DI Level

On March 24, 2023, an Indiana native came home to kickstart a new era of Notre Dame men's basketball. Vice President and James E. Rohr Notre Dame Director of Athletics Jack Swarbrick announced Micah Shrewsberry as the 18th head coach in Fighting Irish men's basketball history.

Shrewsberry brought a wealth of experience and success to the helm of the Notre Dame program. All-in-all he's coached in six NCAA Tournaments, two NCAA Final Fours, five NBA Playoffs and two NBA Conference Finals - in addition to coaching all-NBA honorees Jayson Tatum and Jaylen Brown.

Coach Shrewsberry is now hard at work prepping for year three at the helm of the program ahead of the 2025-26 season.

Year Two with the Irish (2024-25)

A year of 'what could have been' as several key injuries kept the team from achieving its fullest potential. Over the course of the season, guards Markus Burton, Braeden Shrewsberry, Matt Allocco and Sir Mohammed all missed significant time. With that said, the Irish finished 15-18 overall and 8-12 in ACC play, once again obtaining the No. 12 seed in the ACC Tournament.

Coach Shrewsberry's core nucleus of players made tremendous strides in year two. Markus Burton solidified himself as an elite guard in the league, earning Second Team honors. Burton led the league in scoring, averaging 23.5 ppg over ACC play. He averaged 21.3 ppg overall which ranked fifth nationally. He joined Irish legend David Rivers as the only two players in program history to average 20+ points and 3+ assists in a season. He also became the seventh fastest player in program history to reach 1,000 career points.

As Braeden Shrewsberry upped his average to 14.0 ppg, Notre Dame boasted the best scoring guard duo in the ACC, topping Duke's Cooper Flagg and Kon Knueppel. Due to the core nucleus, Notre Dame's KenPom offensive efficiency jumped 139 spots from the year prior to 95. The offense, which averaged 64.0 ppg in 2023-24, leaped up to 72.6 ppg in 2024-25.

Despite the roller-coaster season, there were several memorable moments along the way, including Coach Shrewsberry delivering the program's first ever win in Charlottesville against Virginia. How about the Irish recording a 14-point comeback at Boston College, the largest comeback in Coach

Shrewsberry's tenure? How about freshman guard Cole Certa burying a corner three in the final seconds for a 56-54 win over Stanford? How about the four-overtime thriller in the 112-110 win over Cal that saw Burton go off for 43 points? After that victory, Coach Shrews improved to 4-2 in overtime games in his two years in South Bend.

Now, Notre Dame maintained a bulk of its core ahead of the 2025-26 season and will inject a very talented freshman class of Tommy Ahneman, Ryder Frost, Jalen Haralson and Brady Koehler. Back in November of 2024, Coach Shrewsberry and his staff signed these four young men and inked the program's highest ever rated recruiting class in the modern era - a consensus top-10.

Last but not least, the summer of 2024 witnessed Shrewsberry winning a gold medal at the FIBA U18 Americup as an assistant coach with the U.S. U18 team. He'll rejoin the same coaching staff to mentor the US U19 squad at the 2025 FIBA U19 World Cup in June of 2025.

Year One with the Irish (2023-24)

Coach Shrewsberry achieved two of his priorities in the 2023-24 season: establish the right culture at Notre Dame and have the team playing its best basketball at the end of the season. It was a program that returned 1.6% of its scoring and was projected to finish dead last in the ACC. The young Irish team came together and doubled its ACC win total from the year prior, finishing 7-13 in league play. Coach Shrewsberry even received several votes for ACC Coach of the Year. Notre Dame finished with a 13-20 overall record and won one game (First Round vs. Georgia Tech) in the ACC Tournament.

The first key moment of the season included an emphatic 76-54 win over Virginia. What Shrews' crew accomplished had never been done by an Irish team against the Cavaliers ... ever ... it was the largest margin of victory against UVA in the all-time series. In addition, the 76 points were the most scored by an Irish squad against the Cavaliers in regulation in program history. Furthermore, right after the Virginia contest, the Irish almost pulled off the upset to two teams who made the Elite Eight in NC State and Duke.

Next, the Irish bonded together by winning five of six during the final portion of the regular season, which included the final four at home (Georgia Tech, Virginia Tech, Wake Forest, Clemson). From Feb. 1 to March 1, Notre Dame was the biggest mover in kenpom AdjEM across the Power-Five conferences. Another fun stat when the first NET rankings came on Dec. 4, the Irish were 238. On March 10, the Irish were up to 126.

An early Coach Shrewsberry stamp on the program was the defensive intensity. Notre Dame scoring defense of 67.2 finished with a national ranking of 49th in the country, plus 3rd in the ACC. According to KenPom, Notre Dame's defensive efficiency ranked 39th nationally. In ACC play, Notre Dame ranked 2nd in scoring defense (66.4) and 2nd in field goal percentage defense (.417). Of the 20 ACC games - all but three (Virginia Tech on March 9, UNC on March 5 & Syracuse on Feb. 24) were held under their season average, with Miami, Duke and Louisville each held to season-low point totals.



Lastly - two freshman guards flourished under Coach Shrewsberry in Markus Burton and Braeden Shrewsberry. Burton became the program's first ACC Rookie of the Year. He also broke the program freshman scoring record after dropping 577 points. Burton averaged 17.5 points both on the season and in league play, leading the Irish. Shrewsberry was the lone other Irish to finish in double figures, averaging 10.2 points on the year and 11.3 points in ACC play. With that said, Burton and Shrewsberry became the 9th ACC freshmen duo in league history to rank No. 1 and No. 2 for their team in scoring, proving the future is bright in South Bend.

Prior to Notre Dame

Prior to Notre Dame, Shrewsberry produced a historic turnaround as the head coach at Penn State. After a 14-17 first season, Shrewsberry produced a 23-14 mark in 2022-23, just the 12th 20-win season in the 127-year history of Penn State basketball. Furthermore, he collected more Big Ten wins (17) in his first two seasons than any other Penn State head coach.

Shrewsberry certainly captured the nation's attention in late February and into March, going 9-3 over their last 12 games. Shrewsberry then made plenty of noise in the 2023 Big Ten Tournament in Chicago, defeating No. 7 Illinois, No. 2 Northwestern and No. 3 Indiana to reach the championship game as the No. 10 seed. It marked the program's second-ever Big Ten title game appearance. Penn State was just the third double-digit seed to reach the Big Ten Tournament championship game and the first since 2008.

The Nittany Lions then made their first appearance in the NCAA Tournament since 2011. In the first round, Shrewsberry and the Nittany Lions knocked off No. 7 seed and SEC Tournament runner-up Texas A&M, winning the program's first NCAA Tournament game since 2001.

In year one at Penn State, Shrewsberry engineered the Big Ten's best scoring defense and guided the squad to their best defensive season (65.0 points allowed per game) in 11 years. The Nittany Lions advanced to the quarterfinal round of the Big Ten Tournament after winning two postseason games, making Shrewsberry one of just two first-year Big Ten coaches since 2008 to win two Big Ten Tournament games.

Recruiting-wise, Shrewsberry made an instant splash in Happy Valley. In his first year, Shrewsberry signed the highest-ranked recruiting class in program history, a consensus top-30 class. A year later, he signed his second-straight top-30 recruiting class, marking the first time in program history that the Nittany Lions had signed back-to-back top-30 recruiting classes.

Development-wise, Shrewsberry proved himself there as well, turning Jalen Pickett and Seth Lundy into 2nd Round NBA Draft picks. It marked the first time in program history that two Nittany Lions were selected.



2025-26 Notre Dame Men's Basketball



Statistically speaking, the 2022-23 squad set the BIG and Penn State single-season team record for three-pointers made in a season with 385. The Nittany Lions compiled a total of five top-15 national statistical rankings. In addition, Shrewsberry tutored an Associated Press All-American in Jalen Pickett and a total of three All-Big Ten players during the 2022-23 season.

Prior to his time with Penn State, Shrewsberry experienced two separate stints at Purdue – one as assistant coach from 2011-13 and another as associate head coach from 2019-21. Highlights include the 2020-21 season, in which Shrewsberry helped lead the Boilermakers to a 13-6 fourth-place finish in the Big Ten and an 18-10 overall mark, culminating in an NCAA Tournament at-large bid. Trevion Williams claimed first-team All-Big Ten honors, while Zach Edey and Jaden Ivey were All-Freshman Team selections. Shrewsberry played a major role in recruiting Ivey, who grew up in South Bend and is the son of Karen and Kevin Keyes Family Head Women's Basketball Coach Niele Ivey.

Another highlight from his time in West Lafayette includes the 2011-12 squad that produced a 22-13 record and reached the second round of the NCAA Tournament. Under Shrewsberry, Terone Johnson was one of the most improved players in the BIG, netting accolades from conference and national entities.

In between his Purdue stints, Shrewsberry spent six seasons (2013-19) with the NBA's Boston Celtics as an assistant coach under Brad Stevens. During his tenure, the Celtics reached the playoffs in five consecutive seasons, including back-to-back appearances in the Eastern Conference Finals in 2017 and 2018.

Shrewsberry played a key role in the development of current NBA stars Brown and Tatum, who were the No. 3 picks in the 2016 and 2017 NBA Drafts, respectively. Tatum was an NBA All-Rookie Team first-team selection, while Brown earned second-team All-Rookie honors.

The Brad Stevens connection was previously made at Butler University, where Shrewsberry spent one year as the director of operations then three as an assistant coach. With Shrewsberry on the sidelines, the Bulldogs compiled an 87-21 record, won two Horizon League regular-season championships and two Horizon League Tournament titles and made three NCAA Tournament appearances – which included back-to-back runs to the national championship game in 2010 and 2011.

Also at Butler, he aided in the development of Gordon Hayward, who was the 2009 Horizon League Newcomer of the Year, the 2010 Horizon League Player of the Year and a 2010 Final Four All-Tournament Team selection. Hayward was the ninth overall pick in the 2010 NBA Draft by the Utah Jazz.

Continuing on Shrewsberry's basketball journey, he spent time as the director of basketball operations at Marshall University (2003-05) and an assistant coach at DePauw University (2001-03) and Wabash College (2000-01). At DePauw, Shrewsberry led the Tigers to a 42-12 record with a pair of conference championships.

Shrewsberry was also the first men's basketball head coach at Indiana University South Bend. Shrewsberry started his coaching career as a graduate assistant at the University of Indianapolis in 1999-2000.

An Indianapolis area native, Shrewsberry earned his bachelor's degree from Hanover College in 1999 and a master's degree from Indiana State in 2003. As a player at Hanover, Shrewsberry was a three-year starting guard and team tri-captain.

He and his wife, Molly, have four children, Braeden, Nicholas, Caitlin and Grace.



BRADY STEVENS
SOPHOMORE | GUARD

@_bradystevens @_BradyStevens

Height	6-4
Eligibility	Freshman
Hometown	Boston, MA
Previous	Wellesley High

Season Highs

Pts	2 vs Detroit Mercy, 11/7/25
Rebs	
FGM	1 vs Detroit Mercy, 11/7/25
FGA	1, 3x last at North Carolina, 1/21/26
3FGM	
3FGA	1 at North Carolina, 1/21/26
FTM	
FTA	
Ast	1 at North Carolina, 1/21/26
Blk	
Stl	

Double Figure Scoring	0
20+ Point Games	0
Double-Figure Rebounds	0
Double-Doubles	0

Career Highs

Pts	2 vs Detroit Mercy, 11/7/25
Rebs	
FGM	1 vs Detroit Mercy, 11/7/25
FGA	1, 3x last at North Carolina, 1/21/26
3FGM	
3FGA	1 at North Carolina, 1/21/26
FTM	
FTA	
Ast	1 at North Carolina, 1/21/26
Blk	
Stl	

Double Figure Scoring	0
20+ Point Games	0
Double-Figure Rebounds	0
Double-Doubles	0

2025-26 GAME-BY-GAME

Opponent	Date	GS	MIN	Total		3-Pointers		Free throws		Rebounds				PF	A	TO	BLK	STL	PTS	AVG
				FG-FGA	PCT	3FG-3FGA	PCT	FT-FTA	PCT	OFF	DEF	TOT	AVG							
Detroit Mercy	11/07/2025		03:08	1-1	1.000	0-0	.000	0-0	.000	0	0	0	0.0	0	0	0	0	0	2	2.0
Evansville	12/13/2025		01:57	0-1	.000	0-0	.000	0-0	.000	0	1	1	0.5	0	0	0	0	0	0	1.0
at North Carolina	01/21/2026		02:34	0-1	.000	0-1	.000	0-0	.000	0	0	0	0.3	0	1	0	0	0	0	0.7
at Syracuse	01/31/2026		00:57	0-0	.000	0-0	.000	0-0	.000	0	0	0	0.3	1	0	0	0	0	0	0.5
Totals		0	08:36	1-3	.333	0-1	.000	0-0	.000	0	1	1	0.3	1	1	0	0	0	2	0.5

Player Averages

Games Played	Minutes/game	Points/game	FG Pct	3FG Pct	FT Pct	Rebounds/game	Assists/game	Turnovers/game	Assist/Turnover ratio	Steals/game	Blocks/game
4	2.2	0.5	33.3	0.0	0.0	0.3	0.3	0.0	1.0	0.0	0.0

Sophomore Season (2025-26)

- Dished out his first career assist at North Carolina on Jan. 21.
- Recorded his first collegiate basket (the 100th point of the game in fact) in the win over Detroit Mercy

Freshman Season (2024-25)

- Did not see game action

Prep Recap

- Attended Wellesley High
- Three-time First Team All-Conference selection
- Two career MIAA playoff wins
- Scored over 1,000 career points – second most in school history – in only 72 career games
- Top-three scoring performances in school history – 41, 37, 34
- Averaged 23.1 points, 3.4 assists and 6.2 rebounds as a senior
- Prep career highlight – scored 37 points and led his team to a playoff win vs. Doherty Memorial as a junior
- Played in the Middlesex Magic program from 2019-22
- Was the 2022 16U UAA Spring Champs
- Played in the NY Renaissance EYBL program in 2023
- Father, Brad Stevens, is President of Basketball Operations with the Boston Celtics. Mother, Tracy Stevens, played soccer at Depauw

CAREER STATS

				Field Goals		3-Point		F-Throws		Rebounds				Scoring	
SEASON	TEAM	GP-GS	MIN/AVG	FG-FGA	FG%	3FG-3FGA	3FG%	FT-FTA	FT%	OFF	DEF	TOT	AVG	PF-FO	A TO
2025-26	ND	4-0	9/2.2	1-3	.333	0-1	.000	0-0	.000	0	1	1	0.3	1-0	1 0
TOTAL		4-0	9/2.2	1-3	.333	0-1	.000	0-0	.000	0	1	1	0.3	1-0	1 0



2

LOGAN IMES
JUNIOR | GUARD

@logan_im	@ImesLogan
Height	6-4
Eligibility	Junior
Hometown	Zionsville, IN
Previous	Zionsville High

Season Highs

Pts	14 vs Georgia Tech, 2/14/26
Rebs	9 vs Georgia Tech, 2/14/26
FGM	6 vs Georgia Tech, 2/14/26
FGA	12 vs Georgia Tech, 2/14/26
3FGM	3 vs Clemson, 1/10/26
3FGA	6, 2x last vs Purdue Fort Wayne, 12/21/25
FTM	2, 2x last at Virginia Tech, 1/17/26
FTA	4 vs LIU, 11/3/25
Ast	6 at Cal, 1/2/26
Blk	1 vs Florida St, 2/7/26
Stl	4 vs Purdue Fort Wayne, 12/21/25

Double Figure Scoring	3
20+ Point Games	0
Double-Figure Rebounds	0
Double-Doubles	0

Career Highs

Pts	14 vs Georgia Tech, 2/14/26
Rebs	9 vs Georgia Tech, 2/14/26
FGM	6 vs Georgia Tech, 2/14/26
FGA	12 vs Georgia Tech, 2/14/26
3FGM	3 vs Clemson, 1/10/26
3FGA	6 vs Eastern Illinois, 11/11/25
FTM	5 vs Dartmouth, 12/22/24
FTA	6 last vs Dartmouth, 12/22/24
Ast	6 at Cal, 1/2/26
Blk	1, 7x last vs Florida St, 2/7/26
Stl	4 vs Purdue Fort Wayne, 12/21/25

Double Figure Scoring	4
20+ Point Games	0
Double-Figure Rebounds	0
Double-Doubles	0

Junior Season (2025-26)

- Played in all 26 games, averaging 20.0 minutes. Dependable ball handler; tough defender.
- Has led the Irish in assists in 6 games this season.
- 17=27 (63.0%) finishing at the rim.
- 42.9% from two point range on the season. He's 47.1% over the last 5 games.
- Coming off the best game of his career - 14 points on 6-12 shooting, 2-4 from three, in win over Georgia Tech. Plus career high 9 rebounds. Imes started in place of the injured Jalen Haralson.
- Against FSU, Imes hit a clutch three with 2:07 remaining to push the Irish ahead by one. ND ultimately lost by three, 79-82, as Imes finished with 7 points, 5 boards, 3 assists. Had best +/- at +6.
- 13 points vs. Clemson on Jan. 10. Drained a career best 3 triples.
- Career highs in rebounds (8) and assists (6) at Cal (1/2). Tied that career high of 8 rebounds again vs. Miami on Jan. 13.
- Earned his first start of the season at Stanford (12/30) and his goal was to lock down Ebuka Okorie and he did just that. Okorie was held to a season low 7 points.
- 12 points vs. Purdue Fort Wayne (12/21). Shot 5-10 from the floor, including 2 triples. Also grabbed a career best 4 steals.

Was a +28 in +/- in the win over Evansville with 3 points, 6 rebounds, and an assist

- In the Missouri game, Imes came in with 5:53 remaining after Haralson fouled out and helped bring the win home. Hit a three with 3:01 remaining.

- Imes was +12 in +/- against #2 Houston. Just 1-of-2 Irish in the positives. Imes started in the 2nd half and was on the floor when the Irish cut it from 16 to 4 points. Converted 2 triples to finish with 6 points.

- Huge three with 4:58 left in the game to help push Irish ahead of Rutgers in 68-63 win.

- Individual 6-0 run in 2nd half of Bellarmine win.

Sophomore Season (2024-25)

- Played in 26-of-33 games, averaging 9.2 min.
- Shot 46.4% from two-point range.
- 5 points on 2-3 shooting at #13 Clemson on Feb. 26.
- 6 points vs. SMU on Feb. 19. Tied his career high of 2 steals.
- Standout game was Le Moyne on Dec. 22. Imes recorded a career high 11 points on 3-5 shooting, plus 5-6 from the free-throw line. He also tied his career high in assists (4) and steals (2).
- Started twice in Las Vegas in place of the injured Markus Burton. Players Era 3-game Stats -- 13 PTS (4.3 ppg); 5-13 FG (.385); 2-6 3PT (.333); 9 REB; 4 AST.

- Played a career high 35 minutes against Rutgers after Burton went down. Drained a career best two triples to tie his career high of eight points.

2025-26 GAME-BY-GAME																					
Opponent	Date	GS	MIN	Total		3-Pointers		Free throws		Rebounds				PF	A	TO	BLK	STL	PTS	AVG	
				FG-FGA	PCT	3FG-3FGA	PCT	FT-FTA	PCT	OFF	DEF	TOT	AVG								
LIU	11/03/2025		20:13	0-0	.000	0-0	.000	1-4	.250	1	2	3	3.0	2	3	2	0	2	1	1.0	
Detroit Mercy	11/07/2025		19:56	2-6	.333	1-3	.333	1-2	.500	1	4	5	4.0	0	0	0	0	1	6	3.3	
Eastern Ill.	11/11/2025		16:50	2-7	.286	1-6	.167	0-0	.000	0	1	1	3.0	1	0	0	0	0	5	4.0	
at Ohio St.	11/16/2025		10:10	1-1	1.000	0-0	.000	0-0	.000	0	0	0	2.3	2	0	1	0	1	2	3.5	
Bellarmine	11/19/2025		12:32	2-3	.667	1-2	.500	1-2	.500	0	2	2	2.2	1	0	0	0	0	6	4.0	
vs Kansas	11/24/2025		03:13	0-1	.000	0-1	.000	0-0	.000	0	0	0	1.8	1	0	0	0	0	0	3.3	
vs Rutgers	11/25/2025		11:18	1-2	.500	1-1	1.000	0-1	.000	0	3	3	2.0	1	0	0	0	0	3	3.3	
vs Houston	11/26/2025		22:28	2-4	.500	2-4	.500	0-0	.000	1	3	4	2.3	2	2	2	0	1	6	3.6	
Missouri	12/02/2025		07:50	1-1	1.000	1-1	1.000	2-2	1.000	2	0	2	2.2	0	0	2	0	1	5	3.8	
at TCU	12/05/2025		15:04	1-2	.500	1-1	1.000	0-0	.000	0	0	0	2.0	3	0	0	0	0	3	3.7	
Idaho	12/10/2025		19:13	1-5	.200	0-1	.000	0-0	.000	0	1	1	1.9	0	4	1	0	0	2	3.5	
Evansville	12/13/2025		18:49	1-3	.333	1-2	.500	0-0	.000	1	5	6	2.3	1	1	0	0	0	3	3.5	
Purdue Fort Wayne	12/21/2025		27:56	5-10	.500	2-6	.333	0-0	.000	0	4	4	2.4	4	2	1	0	4	12	4.2	
at Stanford	12/30/2025	*	32:04	1-5	.200	0-1	.000	0-0	.000	1	3	4	2.5	1	3	0	0	0	2	4.0	
at California	01/02/2026	*	34:43	0-4	.000	0-3	.000	0-0	.000	0	8	8	2.9	2	6	1	0	0	0	3.7	
Clemson	01/10/2026	*	27:44	5-9	.556	3-5	.600	0-0	.000	0	3	3	2.9	0	2	2	0	0	13	4.3	
Miami (FL)	01/13/2026	*	30:44	1-4	.250	0-1	.000	0-0	.000	4	4	8	3.2	0	0	6	0	1	2	4.2	
at Virginia Tech	01/17/2026	*	27:14	2-6	.333	0-2	.000	2-3	.667	1	0	1	3.1	2	2	2	0	0	6	4.3	
at North Carolina	01/21/2026		21:52	2-8	.250	0-4	.000	0-0	.000	0	2	2	3.0	1	4	0	0	3	4	4.3	
Boston College	01/24/2026		17:59	0-5	.000	0-3	.000	1-2	.500	0	3	3	3.0	1	2	1	0	1	1	4.1	
Virginia	01/27/2026		17:02	0-0	.000	0-0	.000	0-0	.000	0	2	2	3.0	3	1	1	0	0	0	3.9	
at Syracuse	01/31/2026		11:03	0-2	.000	0-1	.000	0-0	.000	0	2	2	2.9	0	0	2	0	0	0	3.7	
at Louisville	02/04/2026		15:39	0-0	.000	0-0	.000	0-0	.000	0	1	1	2.8	1	2	0	0	0	0	3.6	
Florida St.	02/07/2026		20:48	3-8	.375	1-3	.333	0-1	.000	1	4	5	2.9	0	3	2	1	0	7	3.7	
at SMU	02/10/2026		19:54	2-7	.286	0-4	.000	0-0	.000	0	2	2	2.9	2	3	0	0	1	4	3.7	
Georgia Tech	02/14/2026	*	36:28	6-12	.500	2-4	.500	0-0	.000	2	7	9	3.1	2	3	3	0	1	14	4.1	
Totals			6	518:46	41-115	.357	17-59	.288	8-17	.471	15	66	81	3.1	33	43	29	1	17	107	4.1

Player Averages

Games Played	Minutes/ game	Points/ game	FG Pct	3FG Pct	FT Pct	Rebounds/ game	Assists/ game	Turnovers/ game	Assist/Turnover ratio	Steals/ game	Blocks/ game
26	20.0	4.1	35.7	28.8	47.1	3.1	1.7	1.1	1.5	0.7	0.0

CAREER STATS

			Field Goals		3-Point		F-Throws		Rebounds								Scoring				
SEASON	TEAM	GP-GS	MIN	AVG	FG-FGA	FG%	3FG-3FGA	3FG%	FT-FTA	FT%	OFF	DEF	TOT	AVG	PF-FO	A	TO	BLK	STL	PTS	AVG
2023-24	ND	31-3	546	17.6	20-66	.303	8-36	.222	14-17	.824	5	72	77	2.5	36-0	34	24	3	12	62	2.0
2024-25	ND	26-2	240	9.2	17-45	.378	4-17	.235	11-16	.688	5	20	25	1.0	17-1	16	17	3	5	49	1.9
2025-26	ND	26-6	519	20.0	41-115	.357	17-59	.288	8-17	.471	15	66	81	3.1	33-0	43	29	1	17	107	4.1
TOTAL		83-11	1305	15.7	78-226	.345	29-112	.259	33-50	.660	25	158	183	2.2	86-1	93	70	7	34	218	2.6



3

MARKUS BURTON

JUNIOR | GUARD

@markusburtonn

@markussburton

Height	6-0
Eligibility	Junior
Hometown	Mishawaka, IN
Previous	Penn High

Season Highs

Pts	25	vs Bellarmine, 11/19/25
Rebs	7	vs Houston 11/26/25
FGM	10	vs Bellarmine, 11/19/25
FGA	19	vs Eastern Illinois, 11/11/25
3FGM	2, 4x	last vs Missouri, 12/2/25
3FGA	7	vs Missouri, 12/2/25
FTM	8, 2x	last at Ohio St, 11/16/25
FTA	9, 2x	last at Ohio St, 11/16/25
Ast	10	vs Missouri, 12/2/25
Blk	1	vs Eastern Illinois, 11/11/25
Stl	4	vs Detroit Mercy, 11/7/25

Double Figure Scoring	9
20+ Point Games	5
30+ Point Games	0
Double-Digit Assists	1
Double-Doubles	1

Career Highs

Pts	43	vs Cal, 3/8/25
Rebs	9, 2x	last vs North Dakota, 11/19/24
FGM	13, 2x	last vs Cal, 3/8/25
FGA	29	at Boston College, 2/12/25
3FGM	4, 5x	last vs Cal, 3/8/25
3FGA	9	vs Miami, 1/24/24
FTM	13	vs Cal, 3/8/25
FTA	17	vs Cal, 3/8/25
Ast	10	vs Missouri, 12/2/25
Blk	1, 10x	last vs Eastern Illinois, 11/11/25
Stl	6	vs. Virginia Tech, 2/10/24

Double Figure Scoring	62
20+ Point Games	33
30+ Point Games	4
40+ Point Games	1
Double-Digit Assists	1
Double-Doubles	1

2024-25 GAME-BY-GAME

Opponent	Date	GS	MIN	Total		3-Pointers		Free throws		Rebounds				PF	A	TO	BLK	STL	PTS	AVG
				FG-FGA	PCT	3FG-3FGA	PCT	FT-FTA	PCT	OFF	DEF	TOT	AVG							
LIU	11/03/2025	*	27:11	7-13	.538	2-4	.500	8-9	.889	1	0	1	1.0	4	1	4	0	0	24	24.0
Detroit Mercy	11/07/2025	*	17:46	4-8	.500	1-2	.500	4-5	.800	0	3	3	2.0	4	2	1	0	4	13	18.5
Eastern Ill.	11/11/2025	*	38:18	8-19	.421	1-6	.167	4-4	1.000	0	0	0	1.3	2	3	1	1	2	21	19.3
at Ohio St.	11/16/2025	*	29:48	3-14	.214	0-1	.000	8-9	.889	0	2	2	1.5	3	1	4	0	1	14	18.0
Bellarmine	11/19/2025	*	31:00	10-13	.769	2-4	.500	3-3	1.000	0	1	1	1.4	4	4	2	0	1	25	19.4
vs Kansas	11/24/2025	*	34:39	9-18	.500	0-3	.000	6-6	1.000	1	2	3	1.7	2	1	3	0	3	24	20.2
vs Rutgers	11/25/2025	*	33:58	9-13	.692	2-4	.500	1-1	1.000	2	4	6	2.3	3	5	6	0	3	21	20.3
vs Houston	11/26/2025	*	40:00	6-14	.429	1-4	.250	6-7	.857	1	6	7	2.9	4	5	3	0	0	19	20.1
Missouri	12/02/2025	*	38:02	6-15	.400	2-7	.286	4-4	1.000	1	4	5	3.1	3	10	2	0	1	18	19.9
at TCU	12/05/2025	*	10:17	3-6	.500	0-1	.000	0-0	.000	0	0	0	2.8	0	5	0	0	1	6	18.5
Totals			10 300:59	65-133	.489	11-36	.306	44-48	.917	6	22	28	2.8	29	37	26	1	16	185	18.5

Player Averages

Games Played	Minutes/ game	Points/ game	FG Pct	3FG Pct	FT Pct	Rebounds/ game	Assists/ game	Turnovers/ game	Assist/Turnover ratio	Steals/ game	Blocks/ game
10	30.1	18.5	48.9	30.6	91.7	2.8	3.7	2.6	1.4	1.6	0.1

CAREER STATS

SEASON	TEAM	GP-GS	MIN/AVG	Field Goals		3-Point		F-Throws		Rebounds				Scoring	
				FG-FGA	FG%	3FG-3FGA	3FG%	FT-FTA	FT%	OFF	DEF	TOT	AVG	PF-FO	A
2023-24	ND	33-33	1114/33.7	210-499	.421	42-140	.300	115-140	.821	21	89	110	3.3	95-0	143
2024-25	ND	26-25	876/33.7	194-439	.442	48-128	.375	117-138	.848	7	87	94	3.6	62-1	79
2025-26	ND	10-10	301/30.1	65-133	.489	11-36	.306	44-48	.917	6	22	28	2.8	29-0	37
TOTAL		69-68	2290/33.2	469-1071	.438	101-304	.332	276-326	.847	34	198	232	3.4	186-1	259

Awards

2025-26

Preseason First Team All-ACC // Naismith Trophy Watch List // Bob Cousy Award Watch List // Wooden Award Watch List

2024-25

NABC Great Lakes Second Team All-District // Associated Press First Team All-ACC // Second Team All-ACC // ACC Player of the Week (March 10) // Naismith Trophy College Player of the Year Watch List // Naismith Starting 5 - Bob Cousy PG of the Year Watch List // Preseason All-ACC First Team

Junior Season (2025-26)

- During the Notre Dame's men's basketball game at TCU on Friday, December 5th, Markus Burton sustained a left ankle injury. He underwent surgery on Dec. 10. There is presently no timetable for his return.

- Only 4 instances in the past 3 decades in which a ND player in his first 10 games had 180+ points, 30+ assists & 15+ steals: 2025-26 Markus Burton; 2014-15 Jerian Grant; 2013-14 Jerian Grant; 2002-03 Chris Thomas.

- Was averaging 19.9 ppg heading into TCU where he injured his left ankle halfway through the first half. His current average sits at 18.5 ppg.

- Was wheelin' and dealin' again at the start of TCU game. At 9:48 when he exited, Burton already had six points and five assists.

- Game prior, Burton had one of the most complete games of his career, recording his first collegiate double-double with a team best 18 points and a career best 10 assists. Burton scored or assisted on 8 of the team's final 9 made buckets of the game.

rankings listed are at the time of injury

- Averaged a team best 21.3 ppg in Vegas on 24-45 (.533) shooting. Nearly perfect 13-14 from the stripe.

- Burton's 24 points against Kansas tied for the most by an opponent against the Jayhawks this season.

- Shot 53.1% in the paint - 11% above the DI average.

- Around the rim he was 29-41 (.707). Overall from two he was 55.7%.

- Over his last 5 games, Burton's Assist Percentage was 42.0% which ranked in the 99th percentile.

- Was 44-48 (.917) from the FT line. A career best percentage. Ranked 3rd in the ACC.

- An efficient game: 10-13 FG for 25 points in win over Bellarmine.

- Team best 4 steals vs Detroit Mercy to go with his 13 pts.

- Burton's 19.3 career average ranks 13th amongst active players.



5

COLE CERTA
SOPHOMORE | GUARD

@colecerta @ColeCerta

Height	6-5
Eligibility	Sophomore
Hometown	Le Roy, IL
Previous	IMG Academy

Season Highs

Pts	37 vs Georgia Tech, 2/14/26
Rebs	4 vs LIU, 11/3/25
FGM	12 vs Georgia Tech, 2/14/26
FGA	20 vs Georgia Tech, 2/14/26
3FGM	7 vs Georgia Tech, 2/14/26
3FGA	14 at Louisville, 2/4/26
FTM	9 vs Virginia, 1/27/26
FTA	11 vs Virginia, 1/27/26
Ast	2, 5x last at SMU, 2/10/26
Blk	
Stl	1, 7x last at Syracuse, 2/4/26

Double Figure Scoring	12
20+ Point Games	4
30+ Point Games	2
Double-Figure Rebounds	0
Double-Doubles	0

Career Highs

Pts	37 vs Georgia Tech, 2/14/26
Rebs	4 vs LIU, 11/3/25
FGM	12 vs Georgia Tech, 2/14/26
FGA	20 vs Georgia Tech, 2/14/26
3FGM	7 vs Georgia Tech, 2/14/26
3FGA	14 at Louisville, 2/4/26
FTM	9 vs Virginia, 1/27/26
FTA	11 vs Virginia, 1/27/26
Ast	2, 6x last at SMU, 2/10/26
Blk	1 at Clemson, 2/26/25
Stl	1, 7x last at Syracuse, 2/4/26

Double Figure Scoring	13
20+ Point Games	4
30+ Point Games	2
Double-Figure Rebounds	0
Double-Doubles	0

2024-25 GAME-BY-GAME

Opponent	Date	GS	MIN	Total	3-Pointers	Free throws	Rebounds	PF	A	TO	BLK	STL	PTS	AVG
LIU	11/03/2025		24:59	6-10 .600	6-9 .667	4-4 1.000	2 2 4 4.0	2	2	2	0	0	22	22.0
Detroit Mercy	11/07/2025		20:56	2-8 .250	2-7 .286	0-0 .000	0 0 0 2.0	1	1	0	0	0	6	14.0
Eastern Ill.	11/11/2025		08:17	0-3 .000	0-3 .000	0-0 .000	0 0 0 1.3	0	0	0	0	0	0	9.3
at Ohio St.	11/16/2025		07:49	0-0 .000	0-0 .000	0-0 .000	0 0 0 1.0	0	0	0	0	0	0	7.0
Bellarmine	11/19/2025		20:09	2-5 .400	2-5 .400	6-6 1.000	1 1 2 1.2	2	1	2	0	0	12	8.0
vs Kansas	11/24/2025		21:19	1-5 .200	1-5 .200	2-2 1.000	0 1 1 1.2	0	1	0	0	1	5	7.5
vs Rutgers	11/25/2025		10:30	0-4 .000	0-3 .000	0-0 .000	0 1 1 1.1	1	1	0	0	0	0	6.4
vs Houston	11/26/2025		20:11	2-6 .333	2-6 .333	2-2 1.000	0 3 3 1.4	4	1	0	0	1	8	6.6
Missouri	12/02/2025		17:16	4-7 .571	4-7 .571	2-2 1.000	0 0 0 1.2	0	1	0	0	0	14	7.4
at TCU	12/05/2025		32:31	6-14 .429	6-12 .500	2-2 1.000	1 1 2 1.3	2	1	0	0	0	20	8.7
Idaho	12/10/2025	*	31:50	5-7 .714	3-4 .750	2-2 1.000	1 2 3 1.5	0	1	0	0	1	15	9.3
Evansville	12/13/2025	*	25:46	2-5 .400	1-3 .333	0-0 .000	0 2 2 1.5	1	0	2	0	1	5	8.9
Purdue Fort Wayne	12/21/2025	*	25:03	2-8 .250	1-7 .143	2-2 1.000	0 1 1 1.5	2	1	0	0	0	7	8.8
at Stanford	12/30/2025		13:32	0-3 .000	0-3 .000	5-5 1.000	0 0 0 1.4	3	0	0	0	0	5	8.5
at California	01/02/2026		23:41	4-10 .400	3-7 .429	5-7 .714	1 1 2 1.4	0	0	1	0	0	16	9.0
Clemson	01/10/2026		22:52	2-5 .400	2-3 .667	2-2 1.000	0 1 1 1.4	1	0	0	0	0	8	8.9
Miami (FL)	01/13/2026		23:38	3-8 .375	2-5 .400	0-0 .000	1 1 2 1.4	3	0	2	0	0	8	8.9
at Virginia Tech	01/17/2026		29:15	3-8 .375	2-7 .286	6-6 1.000	0 1 1 1.4	2	0	0	0	0	14	9.2
at North Carolina	01/21/2026	*	24:11	2-9 .222	1-5 .200	4-4 1.000	1 1 2 1.4	0	0	1	0	0	9	9.2
Boston College	01/24/2026	*	29:07	1-9 .111	1-6 .167	6-6 1.000	0 3 3 1.5	3	2	0	0	1	9	9.2
Virginia	01/27/2026	*	40:29	10-19 .526	5-13 .385	9-11 .818	1 1 2 1.5	0	1	1	0	0	34	10.3
at Syracuse	01/31/2026	*	32:33	2-9 .222	2-7 .286	1-2 .500	1 1 2 1.5	1	2	1	0	1	7	10.2
at Louisville	02/04/2026	*	35:08	6-18 .333	5-14 .357	1-2 .500	1 2 3 1.6	2	1	1	0	1	18	10.5
Florida St.	02/07/2026	*	37:30	5-15 .333	4-11 .364	0-0 .000	1 2 3 1.7	0	2	1	0	0	14	10.7
at SMU	02/10/2026	*	37:08	6-13 .462	4-9 .444	0-1 .000	0 3 3 1.7	1	2	0	0	0	16	10.9
Georgia Tech	02/14/2026	*	40:00	12-20 .600	7-11 .636	6-6 1.000	1 2 3 1.8	0	0	0	0	0	37	11.9
Totals			11 655:41	88-228 .386	66-172 .384	67-74 .905	13 33 46 1.8	31 21 14	0 7 309	11.9				

Player Averages

Games Played	Minutes/ game	Points/ game	FG Pct	3FG Pct	FT Pct	Rebounds/ game	Assists/ game	Turnovers/ game	Assist/Turnover ratio	Steals/ game	Blocks/ game
26	25.2	11.9	38.6	38.4	90.5	1.8	0.8	0.5	1.5	0.3	0.0

CAREER STATS

		Field Goals		3-Point		F-Throws		Rebounds		Scoring	
SEASON	TEAM	GP-GS	MIN/AVG	FG-FGA	FG%	3FG-3FGA	3FG%	FT-FTA	FT%	OFF DEF TOT AVG	PF-FO A TO BLK STL PTS AVG
2024-25	ND	18-0	145/8.0	12-40	.300	10-36	.278	11-12	.917	1 3 4 0.2	12-0 5 6 1 0 45 2.5
2025-26	ND	26-11	656/25.2	88-228	.386	66-172	.384	67-74	.905	13 33 46 1.8	31-0 21 14 0 7 309 11.9
TOTAL		44-11	800/18.2	100-268	.373	76-208	.365	78-86	.907	14 36 50 1.1	43-0 26 20 1 7 354 8.0

Sophomore Season (2025-26)

- Played in all 26 games, averaging 25.2 minutes - more than doubled from last season.
- Career best 4 straight games in double figures - totaling 85 points behind 29-66 shooting (43.9%), 20-45 from three (45.5%).
- Has produced two 30+ point games over the last 6 games. His 2 30-burgers in ACC play trail only Ebuka Okorie's 3.
- Career high 37 points in the win over Georgia Tech on Feb. 14. Certa's 37 tied for the 2nd most in an ACC contest (Matt Farrell's 37 vs Boston College), trailing just Markus Burton's 43 points vs. Cal (4OT). Certa drained a career best 7 three-pointers, finishing 7-11.

- Exploded for 34 points vs. #17 Virginia on Jan. 27. Certa was 10-19 from the field, 5-13 from three & 9-11 from the FT line. Certa's 34 points were the most by a Notre Dame player against an AP-ranked team since Nov. 26, 2008, when Kyle McAlarney scored 39 in a loss to No. 1 UNC.

- Certa is 67-74 from the free-throw line. His 90.5% would rank 2nd for a season at ND, trailing Steve Vasturia's 91.0%.

- 2nd most ppg on team in ACC play with 15.0 - 38.4% from the field & 37.6% from three, as the latter ranks 7th in the league. His 2.9 made threes per game in league play ranks 4th.

- 17.3 ppg against ranked opposition this year - team best.

- Certa is best from the corner where he's 45.7% from three (21-46).

- other ACC games in double figures before his Virginia points explosion - 16 points behind three triples at Cal // 14 points at Virginia Tech.

- Lightning in a bottle in the second half of TCU. Certa drained four consecutive three-pointers to start the second half and eventually hit five in the half and six total in the game. Certa finished with a co-team best 20 points.

- Certa-fied bucket struck again at the end of the Missouri (12/2) win. Cole drained three triples in the last 4:35 of the game, including the game-winner with 17 seconds left. Cole finished with 14 points on 4-7 shooting from three.

- Hit a pair of threes against #2 Houston, finishing with 8 points, 3 rebounds, 1 assist & 1 steal.

- Player of the Game in the opening win over LIU, going off for 22 points. He drained 6-9 from three-point range.

Freshman Season (2024-25)

- Played in 18-of-33 games, averaging 8.0 min.
- Converted two clutch free throws with four seconds left in the 112-10 4OT win over Cal.
- Another hero moment for Certa vs. Stanford on March 5. Down one with 18 seconds left, Certa drained a corner three right in front his bench for the eventual 56-54 win.
- Feb. 22 - a 76-72 win over Pitt - Will forever be known as the Cole Certa game. Certa recorded all 12 of his points in the 2nd half but it all stemmed from a 125-second period in which he drained 3 triples.



6

BRADY KOEHLER
FRESHMAN | FORWARD

@brady__koehler @BradyKoehler3

Height	6-10
Eligibility	Freshman
Hometown	Fishers, IN
Previous	Cathedral High

Season Highs

Pts	17	at Virginia Tech, 1/17/26
Rebs	10	vs Virginia, 1/27/26
FGM	5	at Virginia Tech, 1/17/26
FGA	10	at Louisville, 2/4/26
3FGM	2, 3x	last at Louisville, 2/4/26
3FGA	5	at Louisville, 2/4/26
FTM	9	vs Virginia, 1/27/26
FTA	10	vs Virginia, 1/27/26
Ast	2, 2x	last vs Georgia Tech, 2/14/26
Blk	4, 2x	last vs Virginia, 1/27/26
Stl	4	at Louisville, 2/4/26

Double Figure Scoring	5
20+ Point Games	0
Double-Figure Rebounds	1
Double-Doubles	1

Career Highs

Pts	17	at Virginia Tech, 1/17/26
Rebs	10	vs Virginia, 1/27/26
FGM	5	at Virginia Tech, 1/17/26
FGA	10	at Louisville, 2/4/26
3FGM	2, 3x	last at Louisville, 2/4/26
3FGA	5	at Louisville, 2/4/26
FTM	9	vs Virginia, 1/27/26
FTA	10	vs Virginia, 1/27/26
Ast	2, 2x	last vs Georgia Tech, 2/14/26
Blk	4, 2x	last vs Virginia, 1/27/26
Stl	4	at Louisville, 2/4/26

Double Figure Scoring	5
20+ Point Games	0
Double-Figure Rebounds	1
Double-Doubles	1

2025-26 GAME-BY-GAME

Opponent	Date	GS	MIN	Total		3-Pointers		Free throws		Rebounds				PF	A	TO	BLK	STL	PTS	AVG	
				FG-FGA	PCT	3FG-3FGA	PCT	FT-FTA	PCT	OFF	DEF	TOT	AVG								
LIU	11/03/2025		06:20	0-1	.000	0-1	.000	1-2	.500	0	2	2	2.0	2	1	0	0	0	1	1.0	
Detroit Mercy	11/07/2025		14:32	4-6	.667	2-4	.500	0-0	.000	1	3	4	3.0	3	0	1	1	0	10	5.5	
Eastern Ill.	11/11/2025		02:46	0-0	.000	0-0	.000	0-0	.000	0	0	0	2.0	0	0	0	0	0	0	3.7	
at Ohio St.	11/16/2025		07:12	0-0	.000	0-0	.000	0-0	.000	0	2	2	2.0	0	0	0	0	0	0	2.8	
Bellarmine	11/19/2025		13:02	2-3	.667	0-1	.000	0-0	.000	1	2	3	2.2	3	0	1	0	0	4	3.0	
vs Kansas	11/24/2025		04:22	0-0	.000	0-0	.000	0-0	.000	0	0	0	1.8	0	0	0	0	0	0	2.5	
vs Rutgers	11/25/2025		03:25	1-3	.333	1-2	.500	0-0	.000	1	0	1	1.7	0	0	0	0	0	3	2.6	
Missouri	12/02/2025		07:58	1-2	.500	1-1	1.000	0-0	.000	0	0	0	1.5	3	0	2	1	1	3	2.6	
at TCU	12/05/2025		13:24	2-5	.400	0-1	.000	0-2	.000	2	2	4	1.8	2	1	2	0	0	4	2.8	
Idaho	12/10/2025		22:06	1-3	.333	0-0	.000	0-0	.000	0	4	4	2.0	1	0	0	4	0	2	2.7	
Evansville	12/13/2025		18:30	1-4	.250	0-2	.000	3-3	1.000	0	1	1	1.9	5	0	2	0	2	5	2.9	
Purdue Fort Wayne	12/21/2025		08:57	1-3	.333	1-2	.500	0-0	.000	0	1	1	1.8	2	0	2	0	0	3	2.9	
at Stanford	12/30/2025		07:53	3-5	.600	1-1	1.000	0-0	.000	1	1	2	1.8	2	0	0	0	0	7	3.2	
at California	01/02/2026		06:13	2-3	.667	1-2	.500	0-0	.000	0	1	1	1.8	3	0	0	0	0	5	3.4	
Clemson	01/10/2026		19:37	2-8	.250	0-2	.000	2-3	.667	3	3	6	2.1	3	0	1	1	0	6	3.5	
Miami (FL)	01/13/2026		08:16	2-3	.667	1-1	1.000	0-0	.000	0	2	2	2.1	1	0	0	0	0	5	3.6	
at Virginia Tech	01/17/2026		21:52	5-7	.714	2-3	.667	5-6	.833	1	2	3	2.1	4	1	1	0	2	17	4.4	
at North Carolina	01/21/2026	*	22:43	1-5	.200	0-1	.000	0-3	.000	2	1	3	2.2	2	0	0	0	1	2	4.3	
Boston College	01/24/2026	*	18:06	1-4	.250	1-3	.333	0-0	.000	1	3	4	2.3	3	0	0	2	0	3	4.2	
Virginia	01/27/2026	*	41:47	3-5	.600	1-2	.500	9-10	.900	1	9	10	2.7	5	0	1	4	3	16	4.8	
at Syracuse	01/31/2026	*	19:20	1-3	.333	0-2	.000	2-2	1.000	0	2	2	2.6	5	0	1	0	1	4	4.8	
at Louisville	02/04/2026	*	32:04	4-10	.400	2-5	.400	1-2	.500	0	4	4	2.7	3	0	1	2	4	11	5.0	
Florida St.	02/07/2026	*	19:44	1-3	.333	0-2	.000	2-3	.667	2	3	5	2.8	3	1	2	1	1	4	5.0	
at SMU	02/10/2026	*	22:55	4-5	.800	1-1	1.000	2-2	1.000	2	4	6	2.9	1	2	1	0	2	11	5.3	
Georgia Tech	02/14/2026	*	17:01	1-3	.333	1-2	.500	0-0	.000	1	3	4	3.0	4	2	1	1	1	3	5.2	
Totals			8	380:04	43-94	.457	16-41	.390	27-38	.711	19	55	74	3.0	60	8	19	17	18	129	5.2

Player Averages

Games Played	Minutes/ game	Points/ game	FG Pct	3FG Pct	FT Pct	Rebounds/ game	Assists/ game	Turnovers/ game	Assist/Turnover ratio	Steals/ game	Blocks/ game
25	15.2	5.2	45.7	39.0	71.1	3.0	0.3	0.8	0.4	0.7	0.7

CAREER STATS

				Field Goals		3-Point		F-Throws		Rebounds									Scoring	
SEASON	TEAM	GP-GS	MIN/AVG	FG-FGA	FG%	3FG-3FGA	3FG%	FT-FTA	FT%	OFF	DEF	TOT	AVG	PF-FO	A	TO	BLK	STL	PTS	AVG
2025-26	ND	25-8	380/15.2	43-94	.457	16-41	.390	27-38	.711	19	55	74	3.0	60-3	8	19	17	18	129	5.2
TOTAL		25-8	380/15.2	43-94	.457	16-41	.390	27-38	.711	19	55	74	3.0	60-3	8	19	17	18	129	5.2

Freshman Season (2025-26)

- Played in 25-of-26 games, averaging 15.2 minutes off the bench. Has made 8 straight starts.
- He's shooting 50.9% from two-point range.
- His hot zone is the midrange - where he's 58.8%. Plus, he's 14-21 (66.7%) around the rim.
- Shooting 40.0% from corner threes.
- 2nd best 3pt FG% on team, converting 39.0% on the season.
- **Averaging 7.2 points, 4.0 rebounds, in ACC play on 46.9% shooting 11-27 (40.7%) from three.**
- 3 games in double figures over the last 6 --16 points vs. Virginia; 11 points at #24 Louisville; 11 points at SMU.

- His best game of the season was the 2OT loss to #17 Virginia, where he recorded his first career double-double with 16 points and 10 rebounds (season high). Also tied his high of 4 blocks and set a new high of 3 steals. He played every minute of the 2nd half. Set a new best of 9-10 from the FT line.
- Was ND's best player at Virginia Tech on Jan. 17. Scored 15 of his career high 17 points in the 2nd half. Overall, he was 5-7 from the field, plus 2-3 from three & 5-6 from the stripe.
- Scored 7 straight points for the Irish in the 2nd half at Stanford.
- Recorded a career-high 4 blocks in the win over Idaho (12/10)
- Was a key reserve in both wins vs. Missouri (12/2) & TCU. Against Mizzou, Koehler hit a huge three halfway thru 2nd half. At TCU, he collected 4 points & 4 rebounds.
- First collegiate double digit scoring performance in game 2 vs. Detroit Mercy. Koehler dropped 10 pts on 4-6 shooting.

Prep Career

- A consensus top-100 recruit. Finished with an ESPN national ranking of 82
- Attended Coach Shrewsberry's former high school in Cathedral.
- 2025 AP Indiana Boys Basketball All-State First Team
- 2025 IBCA Senior Supreme 15 All-State
- 2025 Indiana All-Star selection
- 2025 Midwest Challenge participant on Team Indiana
- As a senior, Koehler averaged 16.3 points, 6.6 rebounds, 3.0 assists, 2.0 steals and 2.0 blocks
- Averaged 15.5 points, 6.5 rebounds and 2.3 blocks per game in his junior season. In addition, he shot 38.6 percent (32-for-83) from beyond the arc.
- Named 2024 Indiana Junior All-Star.
- Koehler and Jalen Haralson are no strangers to each other for they were teammates on the Indy Heat 17U EYBL squad.



7

RYDER FROST
FRESHMAN | FORWARD

@ryderfrost	@RyderFrost7
Height	6-7
Eligibility	Freshman
Hometown	Beverly, MA
Previous	Phillips Exeter Academy

Season Highs

Pts	15	vs LIU, 11/3/25
Rebs	3, 2x	last at North Carolina, 1/21/26
FGM	5	vs LIU, 11/3/25
FGA	8	vs Houston, 11/26/25
3FGM	4	vs LIU, 11/3/25
3FGA	7	vs Houston, 11/26/25
FTM	2	vs Detroit Mercy, 11/7/25
FTA	2, 4x	last at North Carolina, 1/21/26
Ast	1, 2x	last vs Houston, 11/26/25
Blk		
Stl	1	vs Detroit Mercy, 11/7/25

Double Figure Scoring	3
20+ Point Games	0
Double-Figure Rebounds	0
Double-Doubles	0

Career Highs

Pts	15	vs LIU, 11/3/25
Rebs	3, 2x	at North Carolina, 1/21/26
FGM	5	vs LIU, 11/3/25
FGA	8	vs Houston, 11/26/25
3FGM	4	vs LIU, 11/3/25
3FGA	7	vs Houston, 11/26/25
FTM	2	vs Detroit Mercy, 11/7/25
FTA	2, 4x	last at North Carolina, 1/21/26
Ast	1, 2x	last vs Houston, 11/26/25
Blk		
Stl	1	vs Detroit Mercy, 11/7/25

Double Figure Scoring	3
20+ Point Games	0
Double-Figure Rebounds	0
Double-Doubles	0

Freshman Season [2025-26]

- Seen action in 21 of 26 games.
- Averaging 2.5 ppg on 5.5 minutes per game.
- Shooting 36.8% from three aka 14-38.
- 10 points in 14 minutes at North Carolina (1/21). Efficient from three, going 3-4.
- Came off the bench vs. Miami (1/13) and scored 7 straight points for the Irish, including 2 triples.
- Season best 24 minutes against #2 Houston in Vegas. Recorded 5 points, 3 rebounds, 1 assist.
- First two games = back-to-back double digit scoring games for the freshman despite not starting. Frost was a combined 8-12 from the field and 6-10 from beyond the arc.
- One of the standout performers in game one, scoring all of his 15 points in the 2nd half. Frost didn't miss in the half, going 4-4 from deep, 5-5 from the field.

Prep Career

- Consensus top-100 recruit nationally. Ranked 79th by ESPN
- 2025 Capital Classic participant with the United States All-Stars – earned team MVP after recording 18 points behind 6-8 shooting from three.
- Finished in the top-10 17U leaders in Box Plus-Minus from AAU at 10.9.
- Landed on Paul Biancardi's 2025 top shot-makers list.
- Averaged 21.6 points, 7.7 rebounds and 3.2 assists per game in his junior season as he led Phillips Exeter to a NEPSAC Class A championship.
- Frost made nearly 44 percent of his 201 three-point attempts.
- Ultimately named the 2024 NEPSAC Class A Player of the Year.
- Played on the Under Armour Association circuit in the summer of 2024 with 17U Middlesex Magic. He shot 48.0 percent from the field (98-of-204) and 45.2 percent from three (70-of-155), averaging 15.8 points, 5.4 rebounds and 1.8 assists in 18 games.
- His 45 percent clip from three-point range led the Under Armour circuit.

2025-26 GAME-BY-GAME																				
Opponent	Date	GS	MIN	Total		3-Pointers		Free throws		Rebounds				PF	A	TO	BLK	STL	PTS	AVG
				FG-FGA	PCT	3FG-3FGA	PCT	FT-FTA	PCT	OFF	DEF	TOT	AVG							
LIU	11/03/2025		13:35	5-6	.833	4-5	.800	1-2	.500	1	1	2	2.0	1	1	0	0	0	15	15.0
Detroit Mercy	11/07/2025		13:08	3-6	.500	2-5	.400	2-2	1.000	0	1	1	1.5	1	0	1	0	1	10	12.5
Eastern Ill.	11/11/2025		03:33	0-1	.000	0-1	.000	0-0	.000	0	2	2	1.7	0	0	0	0	0	8.3	
at Ohio St.	11/16/2025		01:42	0-1	.000	0-1	.000	0-0	.000	0	0	0	1.3	0	0	0	0	0	0	6.3
vs Kansas	11/24/2025		02:42	0-1	.000	0-1	.000	0-0	.000	0	0	0	1.0	0	0	0	0	0	0	5.0
vs Rutgers	11/25/2025		00:28	0-0	.000	0-0	.000	0-0	.000	0	0	0	0.8	0	0	0	0	0	0	4.2
vs Houston	11/26/2025		23:40	2-8	.250	1-7	.143	0-0	.000	1	2	3	1.1	0	1	0	0	5	4.3	
Missouri	12/02/2025		01:14	0-2	.000	0-2	.000	0-0	.000	0	0	0	1.0	0	0	0	0	0	0	3.8
at TCU	12/05/2025		00:10	0-0	.000	0-0	.000	0-0	.000	0	1	1	1.0	0	0	0	0	0	0	3.3
Evansville	12/13/2025		01:57	0-1	.000	0-1	.000	0-0	.000	0	0	0	0.9	0	0	0	0	0	0	3.0
Purdue Fort Wayne	12/21/2025		02:40	0-0	.000	0-0	.000	0-0	.000	0	0	0	0.8	0	0	0	0	0	0	2.7
at Stanford	12/30/2025		00:17	0-0	.000	0-0	.000	0-0	.000	0	0	0	0.8	0	0	0	0	0	0	2.5
Clemson	01/10/2026		04:46	0-0	.000	0-0	.000	0-0	.000	0	0	0	0.7	0	0	0	0	0	0	2.3
Miami (FL)	01/13/2026		11:39	2-5	.400	2-5	.400	1-2	.500	0	2	2	0.8	2	0	0	0	7	2.6	
at North Carolina	01/21/2026		14:23	3-4	.750	3-4	.750	1-2	.500	1	2	3	0.9	3	0	0	0	10	3.1	
Boston College	01/24/2026		05:54	1-2	.500	1-2	.500	0-0	.000	0	0	0	0.9	2	0	1	0	3	3.1	
Virginia	01/27/2026		04:20	0-1	.000	0-0	.000	0-0	.000	0	0	0	0.8	1	0	0	0	0	0	2.9
at Syracuse	01/31/2026		03:33	0-2	.000	0-2	.000	0-0	.000	0	0	0	0.8	0	0	0	0	0	0	2.8
at Louisville	02/04/2026		01:24	1-1	1.000	1-1	1.000	0-0	.000	0	0	0	0.7	0	0	0	0	3	2.8	
at SMU	02/10/2026		00:17	0-0	.000	0-0	.000	0-0	.000	0	0	0	0.7	0	0	0	0	0	0	2.7
Georgia Tech	02/14/2026		03:18	0-1	.000	0-1	.000	0-0	.000	0	0	0	0.7	1	0	0	0	0	0	2.5
Totals		0	114:39	17-42	.405	14-38	.368	5-8	.625	3	11	14	0.7	11	2	2	0	1	53	2.5

Player Averages

Games Played	Minutes/game	Points/game	FG Pct	3FG Pct	FT Pct	Rebounds/game	Assists/game	Turnovers/game	Assist/Turnover ratio	Steals/game	Blocks/game
21	5.5	2.5	40.5	36.8	62.5	0.7	0.1	0.1	1.0	0.0	0.0

CAREER STATS																						
				Field Goals		3-Point		F-Throws		Rebounds								Scoring				
SEASON	TEAM	GP-GS	MIN	AVG	FG-FGA	FG%	3FG-3FGA	3FG%	FT-FTA	FT%	OFF	DEF	TOT	AVG	PF-FO	A	TO	BLK	STL	PTS	AVG	
2025-26	ND	21-0	115	5.5	17-42	.405	14-38	.368	5-8	.625	3	11	14	0.7	11-0	2	2	0	1	53	2.5	
TOTAL		21-0	115	5.5	17-42	.405	14-38	.368	5-8	.625	3	11	14	0.7	11-0	2	2	0	1	53	2.5	



10

JALEN HARALSON
FRESHMAN | GUARD

@jalen.haralson @JalenHaralson3

Height	6-7
Eligibility	Freshman
Hometown	Anderson, IN
Previous	La Lumiere

Season Highs

Pts	26 at Syracuse, 1/31/26
Rebs	9 vs Purdue Fort Wayne, 12/21/25
FGM	9, 2x last at SMU, 2/10/26
FGA	16, 3x last at North Carolina, 1/21/26
3FGM	3 vs Clemson, 1/10/26
3FGA	4 vs Clemson, 1/10/26
FTM	9 vs Purdue Fort Wayne, 12/21/25
FTA	11, 2x last at Syracuse, 1/31/26
Ast	9 at TCU, 12/5/25
Blk	1, 7x last at SMU, 2/10/26
Stl	2, 2x last vs Evansville, 12/13/25

Double Figure Scoring	21
20+ Point Games	6
Double-Figure Rebounds	0
Double-Doubles	0

Career Highs

Pts	26 at Syracuse, 1/31/26
Rebs	9 vs Purdue Fort Wayne, 12/21/25
FGM	9, 2x last at SMU, 2/10/26
FGA	16, 3x last at North Carolina, 1/21/26
3FGM	3 vs Clemson, 1/10/26
3FGA	4 vs Clemson, 1/10/26
FTM	9 vs Purdue Fort Wayne, 12/21/25
FTA	11, 2x last at Syracuse, 1/31/26
Ast	9 at TCU, 12/5/25
Blk	1, 7x last at SMU, 2/10/26
Stl	2, 2x last vs Evasville 12/13/25

Double Figure Scoring	21
20+ Point Games	6
Double-Figure Rebounds	0
Double-Doubles	0

2025-26 GAME-BY-GAME

Opponent	Date	GS	MIN	Total		3-Pointers		Free throws		Rebounds				PF	A	TO	BLK	STL	PTS	AVG
				FG-FGA	PCT	3FG-3FGA	PCT	FT-FTA	PCT	OFF	DEF	TOT	AVG							
LIU	11/03/2025	*	12:23	2-7	.286	0-1	.000	0-1	.000	0	3	3	3.0	1	0	4	0	0	4	4.0
Eastern Ill.	11/11/2025		25:37	6-6	1.000	0-0	.000	5-6	.833	1	4	5	4.0	3	3	2	0	1	17	10.5
at Ohio St.	11/16/2025		26:18	5-10	.500	0-0	.000	3-3	1.000	0	2	2	3.3	3	3	3	1	2	13	11.3
Bellarmine	11/19/2025	*	29:57	6-12	.500	0-2	.000	4-9	.444	3	1	4	3.5	2	5	1	0	0	16	12.5
vs Kansas	11/24/2025	*	24:54	5-14	.357	0-2	.000	3-5	.600	3	2	5	3.8	3	1	1	1	0	13	12.6
vs Rutgers	11/25/2025	*	28:31	6-12	.500	0-0	.000	3-4	.750	0	1	1	3.3	4	1	1	0	1	15	13.0
vs Houston	11/26/2025	*	22:19	4-8	.500	0-1	.000	6-8	.750	1	1	2	3.1	0	0	1	1	0	14	13.1
Missouri	12/02/2025	*	21:30	5-7	.714	0-0	.000	3-4	.750	1	3	4	3.3	5	2	2	0	1	13	13.1
at TCU	12/05/2025	*	37:56	8-12	.667	0-1	.000	4-7	.571	1	4	5	3.4	3	9	5	1	0	20	13.9
Idaho	12/10/2025	*	25:18	8-16	.500	0-0	.000	4-7	.571	1	1	2	3.3	2	2	2	0	0	20	14.5
Evansville	12/13/2025	*	19:02	4-16	.250	0-1	.000	2-3	.667	1	1	2	3.2	0	3	2	0	2	10	14.1
Purdue Fort Wayne	12/21/2025	*	27:08	6-13	.462	0-0	.000	9-11	.818	5	4	9	3.7	1	4	6	1	0	21	14.7
at Stanford	12/30/2025	*	29:51	5-14	.357	0-2	.000	3-8	.375	1	3	4	3.7	1	0	8	0	0	13	14.5
at California	01/02/2026	*	30:37	5-9	.556	2-3	.667	5-10	.500	1	3	4	3.7	1	4	2	1	0	17	14.7
Clemson	01/10/2026	*	26:48	6-11	.545	3-4	.750	3-5	.600	0	0	0	3.5	3	0	2	0	0	18	14.9
Miami (FL)	01/13/2026	*	33:32	6-13	.462	0-1	.000	6-10	.600	0	3	3	3.4	1	2	5	0	0	18	15.1
at Virginia Tech	01/17/2026	*	20:34	4-6	.667	0-1	.000	0-0	.000	3	1	4	3.5	4	2	3	0	1	8	14.7
at North Carolina	01/21/2026	*	18:45	6-16	.375	0-1	.000	1-2	.500	4	2	6	3.6	2	1	0	0	0	13	14.6
Boston College	01/24/2026	*	27:18	8-13	.615	0-1	.000	1-4	.250	1	3	4	3.6	3	2	0	0	0	17	14.7
Virginia	01/27/2026	*	43:52	6-11	.545	0-1	.000	8-10	.800	1	3	4	3.7	3	7	2	0	1	20	15.0
at Syracuse	01/31/2026	*	31:08	9-12	.750	0-0	.000	8-11	.727	0	2	2	3.6	4	4	2	0	1	26	15.5
at Louisville	02/04/2026	*	28:50	3-9	.333	0-1	.000	2-4	.500	2	5	7	3.7	2	5	6	0	1	8	15.2
Florida St.	02/07/2026	*	15:11	5-9	.556	0-1	.000	5-5	1.000	0	4	4	3.7	5	1	3	0	0	15	15.2
at SMU	02/10/2026	*	30:46	9-13	.692	0-0	.000	5-8	.625	2	1	3	3.7	4	1	6	1	1	23	15.5
Totals			22 638:05	137-269	.509	5-24	.208	93-145	.641	32	57	89	3.7	60	62	69	7	12	372	15.5

Player Averages

Games Played	Minutes/ game	Points/ game	FG Pct	3FG Pct	FT Pct	Rebounds/ game	Assists/ game	Turnovers/ game	Assist/Turnover ratio	Steals/ game	Blocks/ game
24	26.6	15.5	50.9	20.8	64.1	3.7	2.6	2.9	0.9	0.5	0.3

CAREER STATS

				Field Goals		3-Point		F-Throws		Rebounds									Scoring	
SEASON TEAM	GP-GS	MIN/AVG	FG-FGA	FG%	3FG-3FGA	3FG%	FT-FTA	FT%	OFF	DEF	TOT	AVG	PF-FO	A	TO	BLK	STL	PTS	AVG	
2025-26	ND	24-22	638/26.6	137-269	.509	5-24	.208	93-145	.641	32	57	89	3.7	60-2	62	69	7	12	372	15.5
TOTAL		24-22	638/26.6	137-269	.509	5-24	.208	93-145	.641	32	57	89	3.7	60-2	62	69	7	12	372	15.5

Freshman Season [2025-26]

- 22 starts, 24 games played, averaging 26.6 minutes. Missed last game due to ankle injury.

- Currently ranks **4th amonst ACC freshmen in scoring in league play** at 16.3 ppg. Top 5 is Cameron Boozer (22.4), Ebuka Okorie (22.3), Caleb Wilson (20.1), Haralson & Thijs De Ridder (16.1).

- Haralson's 16.3 ppg in ACC play ranks 12th overall. He's shooting 52.9% from the field which ranks 7th in the league.

- Last 6 games (since Jan. 27): Jalen has been playing his best basketball, averaging 18.4 points, 4.0 rebounds, 3.5 assists, shooting a hot 59.3%. **Since Jan. 27, only 2 players in ACC are averaging at least 18 points, 4 rebounds, 3.5 assists -- Haralson & Mikel Brown Jr.**

- Three 20-point games over his last 5 games played - 20 vs Virginia, career high 26 at Syracuse and 23 at SMU. Now has six 20-point efforts on the season.

- BC win on Jan. 24 - recorded 11 of his 17 points in the second half and finished 8-13 overall.

- His 15 straight games in double figures came to an end at Virginia Tech on Jan. 17 when he scored eight. **Only 3 games in which he didn't reach double figures.**

- Went his first 13 games without a three but then went a combined 5-7 vs. Cal & Clemson.

- Starting Hot - First 10 minutes of each Cal, Clemson, Miami - a combined 10-13 from the field for 27 points. Vs. Clemson (1/10) - scored 11 of the team's first 17 points & finished with a team high 18. At Cal (1/2) - scored the first 10 points of the game, which included draining his first two threes of his career, finishing with 17 points.

- **Converting 69.3% from within 4.5 feet.**

- Shooting 53.9% overall from 2-point range & 62.7% over the last 5 games.

- Leads the team in FT attempts, averaging 6.0 per game.

- Haralson was CLUTCH at TCU, hitting the game-tying fadeaway shot with three seconds left to send it to overtime. He finished 8-12 from the floor to total 20 points; plus 5 rebounds and a career best 9 assists. ND players to match those marks in a game in last 30 seasons: Jerian Grant in 2015 / Chris Thomas x3 (twice in 2002 and once in 2005).

- Game prior, he ignited a great 2nd half start in win over Missouri, scoring 7 of the team's first 9 points. Ultimately finished with 13 points on 5-7 shooting.

- Averaged second most points in Vegas with 14.0 ppg. Haralson was 15-34 (.441) from the field.

Prep Career

- Highest-rated prospect to commit to the Irish in the modern history of the program.

- A consensus five-star recruit and the top-ranked prospect in the state of Indiana. Finished with a top-20 recruit ranking by both ESPN and 247 Sports

- Became the 20th McDonald's All-American Game participant in program history and the first in the Shrewsbury Era

- 2025 Midwest Challenge – Team Indiana // 2025 Naismith Midseason Team

- Averaged 21.2 points and 7.3 rebounds with the Indy Heat on the Nike EYBL circuit in the spring of 2024. He then followed that up with 16.6 ppg at the Nike Peach Jam in July

USA Basketball

- Member of the 2025 USA Men's Nike Hoop Summit team that defeated the World Select team 124-114 in OT

- Represented USA at the FIBA U17 World Cup in the summer of 2024. He averaged 11.1 points and 4.0 rebounds in seven games as the team ultimately won the gold medal.



11

BRAEDEN SHREWSBERRY

JUNIOR | GUARD

@braedenshrewsberry	@BraedenShrews
Height	6-4
Eligibility	Junior
Hometown	Granger, IN
Previous	State College Area High

Season Highs

Pts	26	vs Evansville, 12/13/25
Rebs	5, 4x	last vs Florida St, 2/7/26
FGM	9	vs Evansville, 12/13/25
FGA	17, 2x	last vs Boston College, 1/24/26
3FGM	8	vs Evansville, 12/13/25
3FGA	12, 2x	last vs Florida St, 2/7/26
FTM	6, 2x	last vs Georgia Tech, 2/14/26
FTA	6, 3x	last vs Georgia Tech, 2/14/26
Ast	5	at North Carolina, 1/21/26
Blk	1, 4x	last at SMU, 2/10/26
Stl	2	at Louisville, 2/4/26

Double Figure Scoring	16
20+ Point Games	4
Double-Figure Rebounds	0
Double-Doubles	0

Career Highs

Pts	26	vs Evansville, 12/13/25
Rebs	7	at Florida St, 2/4/25
FGM	9	vs Evansville, 12/13/25
FGA	20	vs Rutgers, 11/26/24
3FGM	8	vs Evansville, 12/13/25
3FGA	13, 2x	last vs Houston, 11/27/24
FTM	6, 3x	last vs Georgia Tech, 2/14/26
FTA	6, 4x	last vs Georgia Tech, 2/14/26
Ast	5	at North Carolina, 1/21/26
Blk	1, 9x	last at SMU, 2/10/26
Stl	3, 2x	last vs Virginia Tech, 2/8/25

Double Figure Scoring	54
20+ Point Games	11
Double-Figure Rebounds	0
Double-Doubles	0

2024-25 GAME-BY-GAME																					
Opponent	Date	GS	MIN	Total		3-Pointers		Free throws		Rebounds				PF	A	TO	BLK	STL	PTS	AVG	
				FG-FGA	PCT	3FG-3FGA	PCT	FT-FTA	PCT	OFF	DEF	TOT	AVG								
LIU	11/03/2025	*	18:29	1-4	.250	0-2	.000	0-0	.000	0	0	0	0.0	1	3	1	0	1	2	2.0	
Detroit Mercy	11/07/2025	*	28:50	5-8	.625	5-8	.625	4-4	1.000	0	3	3	1.5	0	3	0	0	1	19	10.5	
Eastern Ill.	11/11/2025	*	29:31	6-9	.667	6-8	.750	0-0	.000	0	2	2	1.7	0	2	0	0	0	18	13.0	
at Ohio St.	11/16/2025	*	32:11	4-7	.571	2-3	.667	1-2	.500	0	4	4	2.3	1	0	2	0	1	11	12.5	
Bellarmine	11/19/2025	*	28:56	2-5	.400	2-5	.400	1-2	.500	0	4	4	2.6	3	0	1	1	0	7	11.4	
vs Kansas	11/24/2025	*	33:39	3-9	.333	3-9	.333	0-0	.000	0	2	2	2.5	1	1	0	0	0	9	11.0	
vs Rutgers	11/25/2025	*	33:03	5-11	.455	3-6	.500	0-0	.000	0	2	2	2.4	1	1	1	0	0	13	11.3	
vs Houston	11/26/2025	*	19:50	0-4	.000	0-4	.000	0-0	.000	0	2	2	2.4	2	0	0	0	0	0	9.9	
Missouri	12/02/2025	*	35:28	3-9	.333	3-9	.333	2-2	1.000	0	3	3	2.4	1	1	0	0	0	11	10.0	
at TCU	12/05/2025	*	37:52	5-10	.500	3-7	.429	2-4	.500	0	5	5	2.7	1	4	2	0	0	15	10.5	
Idaho	12/10/2025	*	28:57	5-9	.556	4-7	.571	0-0	.000	0	2	2	2.6	1	2	1	0	1	14	10.8	
Evansville	12/13/2025	*	31:39	9-12	.750	8-10	.800	0-0	.000	0	2	2	2.6	1	0	1	0	0	26	12.1	
Purdue Fort Wayne	12/21/2025	*	34:53	4-11	.364	3-8	.375	2-2	1.000	0	3	3	2.6	3	1	1	1	0	13	12.2	
at Stanford	12/30/2025	*	30:27	0-8	.000	0-5	.000	0-1	.000	0	3	3	2.6	0	1	0	1	0	0	11.3	
at California	01/02/2026	*	30:47	5-17	.294	5-12	.417	6-6	1.000	1	4	5	2.8	2	1	0	0	0	21	11.9	
Clemson	01/10/2026	*	32:28	2-7	.286	1-4	.250	0-0	.000	0	1	1	2.7	1	1	3	0	0	5	11.5	
Miami (FL)	01/13/2026	*	25:07	3-6	.500	2-5	.400	0-0	.000	0	3	3	2.7	4	3	0	0	1	8	11.3	
at Virginia Tech	01/17/2026	*	34:50	3-10	.300	0-5	.000	0-0	.000	0	3	3	2.7	0	2	2	0	0	6	11.0	
at North Carolina	01/21/2026	*	26:59	1-5	.200	1-3	.333	0-0	.000	0	3	3	2.7	1	5	1	0	0	3	10.6	
Boston College	01/24/2026	*	33:01	8-17	.471	2-9	.222	4-6	.667	0	4	4	2.8	1	1	2	0	0	22	11.2	
Virginia	01/27/2026	*	46:43	6-15	.400	5-9	.556	1-1	1.000	0	2	2	2.8	1	4	3	0	1	18	11.5	
at Syracuse	01/31/2026	*	35:14	6-12	.500	3-8	.375	2-2	1.000	0	5	5	2.9	0	1	3	0	0	17	11.7	
at Louisville	02/04/2026	*	34:10	3-11	.273	2-4	.500	0-1	.000	1	1	2	2.8	2	2	0	0	2	8	11.6	
Florida St.	02/07/2026	*	38:32	5-14	.357	4-12	.333	4-4	1.000	0	5	5	2.9	2	4	2	0	1	18	11.8	
at SMU	02/10/2026	*	32:26	5-11	.455	5-9	.556	1-2	.500	0	2	2	2.9	1	2	3	1	1	16	12.0	
Georgia Tech	02/14/2026	*	40:00	5-11	.455	4-8	.500	6-6	1.000	0	1	1	2.8	0	4	4	0	1	20	12.3	
Totals			26	834:01	104-252	.413	76-179	.425	36-45	.800	2	71	73	2.8	31	49	33	4	11	320	12.3

Player Averages

Games Played	Minutes/game	Points/game	FG Pct	3FG Pct	FT Pct	Rebounds/game	Assists/game	Turnovers/game	Assist/Turnover ratio	Steals/game	Blocks/game
26	32.1	12.3	41.3	42.5	80.0	2.8	1.9	1.3	1.5	0.4	0.2

CAREER STATS																				
SEASON	TEAM	GP-GS	MIN/AVG	Field Goals		3-Point		F-Throws		Rebounds				PF-FO	A	TO	BLK	STL	Scoring	
				FG-FGA	FG%	3FG-3FGA	3FG%	FT-FTA	FT%	OFF	DEF	TOT	AVG						PTS	AVG
2023-24	ND	33-15	934/28.3	115-289	.398	78-210	.371	28-34	.824	4	78	82	2.5	31-0	29	38	1	16	336	10.2
2024-25	ND	26-26	900/34.6	129-312	.413	72-195	.369	34-41	.829	10	69	79	3.0	32-1	42	31	4	15	364	14.0
2025-26	ND	26-26	834/32.1	104-252	.413	76-179	.425	36-45	.800	2	71	73	2.8	31-0	49	33	4	11	320	12.3
TOTAL		85-67	2668/31.4	348-853	.408	226-584	.387	98-120	.817	16	218	234	2.8	94-1	120	102	9	42	1020	12.0

Awards

2023-24

- ACC Rookie of the Week (Jan. 15, 2024)

Junior Season (2025-26)

- Started in all 26 games, averaging 32.1 min.

- Reached 1,000 career points in 84 games, doing so against SMU on Feb. 10. He became the 69th Notre Dame player all-time to reach milestone - that number ties Louisville for 3rd most all-time (Duke has 70 & UNC has 81).

- Braeden is 42.5% from three - 3rd in the ACC / 25th in the nation. He's converting 2.9 made threes per game - 3rd in ACC.

- 76 made threes on the year. For comparison, he made 78 as a freshman and 72 as a sophomore.

- Enters Saturday's matchup with 226 career made threes. 237 would move him into the top-10.

- 3 straight games in double figures, totaling 54 points - 18.0 ppg. Braeden is 13-29 from three (44.8%) & 15-36 overall (41.7%). He dropped 20 points in the Georgia Tech win, 16 points at SMU and 18 points vs. Florida St.

- vs. #17 Virginia -- Scored 15 of his 18 points in the 1st half vs. #17 Virginia, where he was 4-4 from three, 5-8 overall.

- Sweet spot - the corner three - 52.4% - that's 16.6% above the D-I average.

- Also finding tremendous success in the midrange where he's 44.4% (12-27).

- Averaging 12.5 ppg in ACC play where he's shooting slightly better from three (36.6%) than overall (36.1%).

- Win over BC -- Shrewsberry finished with a game-high 22 points, marking his second-highest scoring output of the season and second ACC game with 20+ points. He hit the biggest shot of the night, draining a three with 1:26 remaining to push the Irish up five.

- Career high 5 assists at North Carolina on Jan. 21.

- Big 2nd half at Cal - dropped 16 of his 21 points, converting 4-9 from three. Career best 6-6 day from the stripe.

- Had a career-day in the win over Evansville (12/13) with a career-high 26 points on a career-best 8-of-10 shooting from three. His 8 made triples tied for the 7th most in a game all-time in program history.

- Went 3-9 from three in the win over Mizzou, followed that up with a 3-7 effort in win at TCU. Braeden posted back-to-back games in double figures with 11 & 15 points, respectively.

- Averaged 7.3 points in Vegas.



Height	6-11
Eligibility	Sophomore
Hometown	Ashburn, VA
Previous	Paul VI Catholic

Career Highs

Double Figure Scoring	0	Double Figure Scoring	2
20+ Point Games	0	20+ Point Games	0
Double-Figure Rebounds	0	Double-Figure Rebounds	0
Double-Doubles	0	Double-Doubles	0

Player Averages

Sophomore Season (2025-26)

- Played in all 26 games, with 16 starts, averaging 18.8 minutes (10 more mpg than last season).

- Shooting 63.6% overall from two.

- He's 80.0% from two over the last 5 games.

- Around the rim - 18-24 aka 75.0% Nearly half his makes

- He's 15-37 (40.5%) from Above Break 3's.

- Tied his season high of 5 rebounds, 7 times, most recent being the BC win on Jan. 24.

- 2 points, 2 assists, 2 blocks, 2 steals vs Miami on Jan. 13.

- 2 clutch threes in the final six minutes of the win at Stanford. With the Cardinal pulling within four late, Sundra converts back-to-back treys to keep them at bay.

- Went 2-2 from three to record 6 points, 5 rebounds, 2 assists in the TCU win.

- Season high 9 points on 4-6 shooting in win over Detroit Mercy (11/7).

Freshman Season [2024-25]

- Saw action in 21-of-33 games & averaged 9.3 min.

- Averaged 2.3 points and 1.5 rebounds.

- Shot 53.3 percent from the field overall.

- Converted 72.7 percent from two-point range.

- Sundra was 8-20 (.400) from three.

- Tied his career high of 11 points vs. SMU on Feb. 19. Sundra shot 3-4 overall, 2-3 from deep and 3-3 from the FT line.

- Came off the bench vs. Le Moyne (12/22) and grabbed a career high 8 rebounds.

- Played his first significant minutes against #21/19 Creighton and Sundra delivered. He recorded his first double-digit scoring effort with 11 points on 4-for-5 shooting (3-for-4 from three).

Prep Career

Ranked 131st nationally by 247 Sports. ESPN has Sundra ranked 29th in his position and sixth overall in the state of Virginia.

Key contributor on a loaded Paul VI Catholic squad. In his senior year, Sundra captained a Panthers squad who achieved a 35-3 overall record and No. 1 ranking by MaxPreps.

Averaged 8.3 points, 6.8 rebounds, 2.3 assists and 2.0 steals per game.

As a junior, he helped Paul VI Catholic go 31-4 en route to a state title.

Competed on the Nike EYBL Circuit on Team Takeover.
Won back-to-back Peach Jam championships.

Sundra showed off his touch in and around the paint on the EYBL Circuit, shooting 36-of-54 from two.

A four-star prospect by ESPN and top-100 overall recruit, Sundra ranked fifth in his state and 20th at his position.

He is the first Notre Dame scholarship player from the Commonwealth of Virginia.

40



13

SIR MOHAMMED

SOPHOMORE | GUARD

	@sirmohammed13		@thesirmohammed
Height	6-6		
Eligibility	Sophomore		
Hometown	Charlotte, NC		

Season Highs

Pts	21	vs Evansville, 12/13/25
Rebs	8	vs Florida St, 2/7/26
FGM	8	vs Evansville, 12/13/25
FGA	12, 2x	last at Virginia Tech, 1/17/26
3FGM	2, 2x	last at Virginia Tech, 1/17/26
3FGA	4	at Virginia Tech, 1/17/26
FTM	3	vs Miami, 1/13/26
FTA	4, 4x	last at Louisville, 2/4/26
Ast	6, 2x	last at SMU, 2/10/26
Blk	2	vs Florida St, 2/7/26
Stl	2, 4x	last at SMU, 2/10/26

Double Figure Scoring	6
20+ Point Games	1
Double-Figure Rebounds	0
Double-Doubles	0

Career Highs

Pts	21	vs Evansville, 12/13/25
Rebs	8	vs Florida St, 2/7/26
FGM	8	vs Evansville, 12/13/25
FGA	12, 2x	last at Virginia Tech, 1/17/26
3FGM	2, 3x	last at Virginia Tech, 1/17/26
3FGA	4, 2x	last at Virginia Tech, 1/17/26
FTM	3	vs Miami, 1/13/26
FTA	4, 5x	last at Louisville, 2/4/26
Ast	6, 2x	last at SMU, 2/10/26
Blk	2	vs Florida St, 2/7/26
Stl	3	at Syracuse, 1/18/25

Double Figure Scoring	7
20+ Point Games	1
Double-Figure Rebounds	0
Double-Doubles	0

Sophomore Season (2025-26)

- Seen action in all 26 games, plus 5 starts, averaging 16.0 minutes.
- Really thrives driving into the paint where he is 47.8%. Overall from two, he's 43.1%.
- Vs. FSU on Feb. 7 -- Back in double figures for first time since UNC on Jan. 21. Sir posted 11 points on 4-11 shooting, grabbed a career high 8 rebounds & earned a career best 2 blocks.
- Jan. 13-21 vs. Miami, VT & UNC, 3 straight games in double figures - a career best -- Sir led the Irish in scoring during this 3 game stretch, averaging 13.7 ppg on 54.8% (17-31) shooting.
- 8 point effort at #24 Louisville on 3-7 shooting.
- Led the Irish in scoring at North Carolina (1/21), recording 14 points on 6-11 shooting.
- Posted his second best outing of the year vs Miami (1/13), recording 15 points on 6-8 shooting.
- Posted an impressive career-high 21 points in the win over Evansville (12/13) on a career-best 8-12 shooting
- Attacked the paint at Ohio St (11/16), going 4-8 from the floor for 8 points.
- Was Coach's 'Fight Night' champ of game 2 - 10 points, a career high tying 6 rebounds & a new career best of 6 assists. Was just his 2nd career game in double figures.
- Coach Shrews has praised Sir's passing ability and it being a major reason he recruited him to Notre Dame.

Freshman Season (2024-25)

- Played in 23-of-33 games overall & averaged 13.2 minutes.
- On November 18, Sir Mohammed underwent successful surgery performed by Dr. Brian Ratigan for a lower-body injury. On Dec. 31 at Georgia Tech, he made his return.
- Started in 8 games. Shot 12-22 from two-point range in those games.
- Shot 51.1% from two-point range overall.
- Small sample size, but Sir was 14-19 (.737) from around the rim and drained 44.4% from the midrange.
- Was 3-5 from two and totaled 8 points vs. SMU on Feb. 19.
- Had his highest point total since Duke with 7 points vs. Louisville (Feb. 16) on 3-5 shooting.
- Sir had a great game at #4 Duke - earning his first double-digit scoring performance of his collegiate career with 11 points on 4-7 shooting.

2024-25 GAME-BY-GAME

Opponent	Date	GS	MIN	Total		3-Pointers		Free throws		Rebounds				PF	A	TO	BLK	STL	PTS	AVG
				FG-FGA	PCT	3FG-3FGA	PCT	FT-FTA	PCT	OFF	DEF	TOT	AVG							
LJU	11/03/2025		16:45	1-3	.333	1-2	.500	2-4	.500	0	1	1	1.0	2	1	3	0	1	5	5.0
Detroit Mercy	11/07/2025	*	22:58	4-9	.444	0-1	.000	2-4	.500	2	4	6	3.5	1	6	2	0	0	10	7.5
Eastern Ill.	11/11/2025	*	26:11	2-6	.333	0-3	.000	0-1	.000	2	3	5	4.0	2	2	1	0	0	4	6.3
at Ohio St.	11/16/2025	*	24:34	4-8	.500	0-2	.000	0-3	.000	0	2	2	3.5	3	2	1	0	0	8	6.8
Bellarmine	11/19/2025		17:43	0-1	.000	0-0	.000	0-0	.000	0	0	0	2.8	3	0	1	0	2	0	5.4
vs Kansas	11/24/2025		13:57	2-6	.333	0-1	.000	0-0	.000	1	4	5	3.2	0	0	0	0	2	4	5.2
vs Rutgers	11/25/2025	*	23:01	2-2	1.000	0-0	.000	2-2	1.000	1	3	4	3.3	0	3	5	0	1	6	5.3
vs Houston	11/26/2025		04:46	0-1	.000	0-0	.000	0-0	.000	0	1	1	3.0	1	0	1	0	0	0	4.6
Missouri	12/02/2025		08:37	1-3	.333	0-2	.000	0-0	.000	0	1	1	2.8	1	0	2	0	0	2	4.3
at TCU	12/05/2025		10:09	0-3	.000	0-1	.000	0-0	.000	0	1	1	2.6	2	1	0	1	0	0	3.9
Idaho	12/10/2025		14:42	2-7	.286	2-2	1.000	0-0	.000	0	2	2	2.5	0	1	1	0	0	6	4.1
Evansville	12/13/2025		22:05	8-12	.667	2-3	.667	3-4	.750	0	2	2	2.5	1	3	3	0	3	21	5.5
Purdue Fort Wayne	12/21/2025		10:07	1-4	.250	0-1	.000	0-0	.000	1	3	4	2.6	2	0	2	0	0	2	5.2
at Stanford	12/30/2025		10:09	0-5	.000	0-0	.000	0-0	.000	1	5	6	2.9	2	0	2	0	0	0	4.9
at California	01/02/2026		08:48	1-3	.333	0-1	.000	0-2	.000	1	0	1	2.7	1	1	1	0	0	2	4.7
Clemson	01/10/2026		05:46	0-1	.000	0-1	.000	0-0	.000	0	0	0	2.6	0	0	2	0	0	0	4.4
Miami (FL)	01/13/2026		12:42	6-8	.750	0-2	.000	3-4	.750	2	0	2	2.5	1	0	3	0	0	15	5.0
at Virginia Tech	01/17/2026	*	23:17	5-12	.417	2-4	.500	0-0	.000	1	4	5	2.7	2	3	3	0	2	12	5.4
at North Carolina	01/21/2026		19:10	6-11	.545	1-3	.333	1-1	1.000	1	3	4	2.7	2	1	0	0	0	14	5.8
Boston College	01/24/2026		12:35	1-3	.333	0-0	.000	0-0	.000	1	0	1	2.7	1	0	1	0	0	2	5.7
Virginia	01/27/2026		13:40	0-3	.000	0-0	.000	1-2	.500	0	2	2	2.6	2	1	0	0	0	1	5.4
at Syracuse	01/31/2026		13:36	1-4	.250	0-1	.000	0-0	.000	0	0	0	2.5	2	2	0	0	0	2	5.3
at Louisville	02/04/2026		13:32	3-7	.429	0-1	.000	2-4	.500	3	0	3	2.5	0	1	0	1	0	8	5.4
Florida St.	02/07/2026		28:19	4-11	.364	1-2	.500	2-2	1.000	3	5	8	2.8	4	1	1	2	1	11	5.6
at SMU	02/10/2026		17:10	3-5	.600	1-1	1.000	0-0	.000	2	0	2	2.7	1	6	0	0	2	7	5.7
Georgia Tech	02/14/2026		22:48	0-7	.000	0-2	.000	2-2	1.000	2	3	5	2.8	3	3	1	0	0	2	5.5
Totals			5 417:07	57-145	.393	10-36	.278	20-35	.571	24	49	73	2.8	39	38	36	4	14	144	5.5

Player Averages

Games Played	Minutes/game	Points/game	FG Pct	3FG Pct	FT Pct	Rebounds/game	Assists/game	Turnovers/game	Assist/Turnover ratio	Steals/game	Blocks/game
26	16.0	5.5	39.3	27.8	57.1	2.8	1.5	1.4	1.1	0.5	0.2

CAREER STATS

			Field Goals		3-Point		F-Throws		Rebounds								Scoring			
SEASON	TEAM	GP-GS	MIN/AVG	FG-FGA	FG%	3FG-3FGA	3FG%	FT-FTA	FT%	OFF	DEF	TOT	AVG	PF-FO	A	TO	BLK	STL	PTS	AVG
2024-25	ND	23-8	304/13.2	29-76	.382	5-29	.172	8-20	.400	20	23	43	1.9	25-0	23	24	3	13	71	3.1
2025-26	ND	26-5	417/16.0	57-145	.393	10-36	.278	20-35	.571	24	49	73	2.8	39-0	38	36	4	14	144	5.5
TOTAL		49-13	721/14.7	86-221	.389	15-65	.231	28-55	.509	44	72	116	2.4	64-0	61	60	7	27	215	4.4



14

KEBBA NJIE

SENIOR | FORWARD

@_kebba	@_kebbanjie
Height	6-10
Eligibility	Senior
Hometown	Centerville, OH

Season Highs

Pts	8 vs LIU, 11/3/25
Rebs	10 vs Evansville, 12/13/25
FGM	2, 4x last at Stanford, 12/30/25
FGA	4 vs Detroit Mercy, 11/7/25
3FGM	
3FGA	
FTM	4, 2x last vs Bellarmine, 11/19/25
FTA	5 vs Evansville, 12/13/25
Ast	1, 2x last vs Idaho, 12/10/25
Blk	2 at Stanford, 12/30/25
Stl	

Double Figure Scoring	0
20+ Point Games	0
Double-Figure Rebounds	0
Double-Doubles	0

Career Highs

Pts	12, 2x last vs Buffalo, 11/11/24
Rebs	12 at Boston College, 2/12/25
FGM	5, 3x last at Wake Forest, 3/1/25
FGA	8, 2x last at Wake Forest, 3/1/25
3FGM	1, 9x last at Miami, 2/1/25
3FGA	3 at Wake Forest, 3/1/25
FTM	9 vs. Georgia Tech, 3/12/24
FTA	10 vs. Georgia Tech, 3/12/24
Ast	2, 10x last vs Cal, 3/8/25
Blk	4 vs Quinnipiac, 12/22/22
Stl	3 vs Boston College, 1/13/2

Double Figure Scoring	8
20+ Point Games	0
Double-Figure Rebounds	5
Double-Doubles	1

2024-25 GAME-BY-GAME																				
Opponent	Date	GS	MIN	Total		3-Pointers		Free throws		Rebounds				PF	A	TO	BLK	STL	PTS	AVG
				FG-FGA	PCT	3FG-3FGA	PCT	FT-FTA	PCT	OFF	DEF	TOT	AVG							
LIU	11/03/2025		11:26	2-3	.667	0-0	.000	4-4	1.000	3	1	4	4.0	3	0	0	0	0	8	8.0
Detroit Mercy	11/07/2025		14:56	2-4	.500	0-0	.000	2-3	.667	1	5	6	5.0	3	0	0	1	0	6	7.0
Eastern Ill.	11/11/2025		09:12	1-1	1.000	0-0	.000	1-2	.500	1	3	4	4.7	1	0	3	0	0	3	5.7
at Ohio St.	11/16/2025		10:53	1-2	.500	0-1	.000	0-0	.000	1	2	3	4.3	2	0	0	0	0	2	4.8
Bellarmine	11/19/2025		07:35	0-1	.000	0-0	.000	4-4	1.000	0	2	2	3.8	1	0	1	0	0	4	4.6
vs Kansas	11/24/2025		10:53	0-0	.000	0-0	.000	2-2	1.000	0	3	3	3.7	2	0	1	0	0	2	4.2
vs Rutgers	11/25/2025		14:12	0-0	.000	0-0	.000	0-0	.000	0	3	3	3.6	1	0	1	0	0	0	3.6
vs Houston	11/26/2025		14:34	1-1	1.000	0-0	.000	0-1	.000	0	1	1	3.3	2	1	0	0	0	2	3.4
Missouri	12/02/2025		17:39	2-2	1.000	0-0	.000	2-4	.500	0	0	0	2.9	2	0	0	1	0	6	3.7
at TCU	12/05/2025		11:42	0-0	.000	0-0	.000	0-0	.000	0	3	3	2.9	1	0	0	0	0	0	3.3
Idaho	12/10/2025		07:29	0-1	.000	0-0	.000	0-0	.000	1	2	3	2.9	1	1	0	0	0	0	3.0
Evansville	12/13/2025		16:36	0-0	.000	0-0	.000	3-5	.600	2	8	10	3.5	3	1	1	0	1	3	3.0
Purdue Fort Wayne	12/21/2025		07:51	0-0	.000	0-0	.000	0-0	.000	0	2	2	3.4	1	0	1	0	0	0	2.8
at Stanford	12/30/2025		16:43	2-2	1.000	0-0	.000	0-0	.000	1	8	9	3.8	1	0	0	2	0	4	2.9
at California	01/02/2026		12:11	0-1	.000	0-0	.000	0-0	.000	0	1	1	3.6	3	0	1	0	0	0	2.7
Clemson	01/10/2026		09:52	1-1	1.000	0-0	.000	0-0	.000	0	3	3	3.6	4	0	1	0	0	2	2.6
Miami (FL)	01/13/2026		01:44	0-0	.000	0-0	.000	0-0	.000	0	0	0	3.4	0	0	0	0	0	0	2.5
Totals		0	195:28	12-19	.632	0-1	.000	18-25	.720	10	47	57	3.4	31	3	11	4	1	42	2.5

Player Averages

Games Played	Minutes/game	Points/game	FG Pct	3FG Pct	FT Pct	Rebounds/game	Assists/game	Turnovers/game	Assist/Turnover ratio	Steals/game	Blocks/game
17	11.5	2.5	63.2	0.0	72.0	3.4	0.2	0.6	0.3	0.1	0.2

Senior Season (2025-26)

- Been with Coach Shrews for all four years, including his freshman year in which Penn St made the NCAA Tournament.

- Out for rest of the season with a lower body injury.

- Played in 17 games, averaging 11.5 minutes off the bench.

- Season-high 10 rebounds in the win over Evansville (12/13). Then 9 boards two games later in win at Stanford (12/30).

- 4 points, 9 rebounds and a season best 2 blocks at Stanford.

- Was a difference maker in the win over Missouri and the switch to put Njie on Mark Mitchell. Then provided big minutes when Towt fouled out at TCU, grabbing three big boards.

- Limited sample size but shooting 61.1 percent from the field (11-18). More specifically, 64.7% from two.

- Solid senior year debut with 8 points vs. LIU on 2-3 shooting, 4-4 from the line. Also grabbed 4 boards.

Junior Season (2024-25)

- Averaged 3.8 ppg in his first 2 seasons and averaged 6.1 ppg as a junior. Missed ACC Tourney game due to concussion protocol.

- Kebba shot a career-best 55.5% from the floor.

- Shot 58.7% from two-point range. Diving deeper, Kebba was 47-66 (.712) at the rim and 17-37 (.459) in the paint.

- His last 5 games – shot 70.6% from two.

- Led team in Reb/game (5.9) & Off. Reb/game (2.2) – latter ranked 15th in ACC.

- Averaged 5.8 ppg and 6.0 rpg in ACC games.

- 2.3 offensive reb/game in league play which ranked 13th.

- 4th game in double figures after recording 10 points on 5-8 shooting at Wake Forest on March 1.

- Came up big off the bench at Boston College (2/12) with not only a career-high 12 rebounds, but the game-winning putback. Njie finished with 7 points.

- Kebba entered the year with just four double-digit scoring performances to his name. He posted two in January which included his first career double-double at NC State on Jan. 8. Njie recorded 10 points and a career-high tying 11 rebounds.

- Flirted with another double-double in win over BC on Jan. 13, posting 11 points, 9 rebounds.

- In win over Syracuse on Dec. 7, Njie earned 9 points, 9 rebounds, plus a huge block down the stretch.

- Players Era 3-game Stats – 16 PTS (5.3 ppg), co-team best 18 REB (6.0 RPG)

- In game 2 vs. Buffalo, Njie tied his career high of 12 points with an efficient 5-for-7 from the field.

CAREER STATS																				
				Field Goals		3-Point		F-Throws		Rebounds								Scoring		
SEASON	TEAM	GP-GS	MIN/AVG	FG-FGA	FG%	3FG-3FGA	3FG%	FT-FTA	FT%	OFF	DEF	TOT	AVG	PF-FO	A	TO	BLK	STL	PTS	AVG
2022-23	PSU	37-26	529/14.3	52-100	.520	1-5	.200	22-37	.595	39	89	128	3.5	76-0	17	33	17	6	127	3.4
2023-24	ND	29-27	703/24.3	37-99	.374	1-8	.125	51-67	.761	59	98	157	5.4	70-1	20	43	20	10	126	4.3
2024-25	ND	31-30	729/23.5	71-128	.555	7-19	.368	40-57	.702	67	115	182	5.9	71-0	14	41	18	13	189	6.1
2025-26	ND	17-0	195/11.5	12-19	.632	0-1	.000	18-25	.720	10	47	57	3.4	31-0	3	11	4	1	42	2.5
TOTAL FOR ND		77-57	1628/21.1	120-246	.488	8-28	.286	109-149	.732	136	260	396	5.1	172-1	37	95	42	24	357	4.6
TOTAL		114-83	2157/18.9	172-346	.497	9-33	.273	131-186	.704	175	349	524	4.6	248-1	54	128	59	30	484	4.2



15

TOMMY AHNEMAN
FRESHMAN | CENTER

@tahneman	@TommyAhneman
Height	6-11
Eligibility	Freshman
Hometown	Fargo, ND
Previous	Cretin-Derham Hall

Season Highs

Pts	
Rebs	
FGM	
FGA	
3FGM	
3FGA	
FTM	
FTA	
Ast	
Blk	
Stl	
Double Figure Scoring	0
20+ Point Games	0
Double-Figure Rebounds	0
Double-Doubles	0

Career Highs

Pts	
Rebs	
FGM	
FGA	
3FGM	
3FGA	
FTM	
FTA	
Ast	
Blk	
Stl	
Double Figure Scoring	0
20+ Point Games	0
Double-Figure Rebounds	0
Double-Doubles	0

2025-26 GAME-BY-GAME

CAREER STATS

Freshman Season [2025-26]

- Is currently rehabbing from left knee surgery that was performed before the fall semester began.

Prep Career

- Top-ranked prospect in the state of Minnesota and a consensus top-100 recruit.

- Transferred to Cretin-Derham for his senior year where he led them to a Section 4A Championship & a Class 4A State runner-up finish.

- Averaged 16.3 points, 10.6 rebounds, 3.2 assists, 1.3 steals and 1.7 blocks as a senior, earning All Suburban East Conference

- Earned over 1,000 career points.

- 2025 Battle of the Lakes participant.

- Prior to that, he was at Sheyenne High School in West Fargo, North Dakota, where he led his team to a Class 2A state title

- He dominated Fargo North in the state championship game with 28 points, 17 rebounds and two blocks in the 78-62 victory.

- Was named the 2024 Gatorade Player of the Year.

- Averaged 20.3 points, 13.3 rebounds, 2.2 blocks and 1.9 assists as a junior.

- Spring/Summer of 2024 – played in the Nike EYBL Champions 17U league where he averaged 20.7 points and 8.1 rebounds in 11 games with Howard Pulley.



33 CARSON TOWT

GRADUATE | FORWARD

@burke.chebuhar @BChebuhar

Height	6-8
Eligibility	Graduate
Hometown	Gilbert, AZ
Previous	Northern Arizona

Season Highs

Pts	19	vs Idaho, 12/10/25
Rebs	19	vs LIU, 11/3/25
FGM	9	vs Idaho, 12/10/25
FGA	12	vs Idaho, 12/10/25
3FGM		
3FGA		
FTM	5	vs Clemson, 1/10/26
FTA	8	vs Clemson, 1/10/26
Ast	5	vs Detroit Mercy, 11/7/25
Blk	2	vs Kansas, 11/24/25
Stl	2, 4x	last vs Georgia Tech, 2/14/26

Double Figure Scoring	4
20+ Point Games	0
Double-Figure Rebounds	13
Double-Doubles	3

Career Highs

Pts	24	at Idaho St, 3/3/25
Rebs	19, 4x	last vs LIU, 11/3/25
FGM	11, 3x	vs. Queens, 3/23/25
FGA	21	vs Queens, 3/23/25
3FGM		
3FGA	1	at Idaho St, 12/29/22
FTM	5, 3x	last vs. Clemson, 1/10/26
FTA	15	vs. Embry Riddle, 1/5/22
Ast	11	vs Embry Riddle, 1/5/22
Blk	3	last at Oral Roberts, 12/4/24
Stl	5	vs. Park, 11/4/24

Double Figure Scoring	61
20+ Point Games	7
Double-Figure Rebounds	60
Double-Doubles	31

2024-25 GAME-BY-GAME

Opponent	Date	GS	MIN	Total		3-Pointers		Free throws		Rebounds				PF	A	TO	BLK	STL	PTS	AVG	
				FG-FGA	PCT	3FG-3FGA	PCT	FT-FTA	PCT	OFF	DEF	TOT	AVG								
LIU	11/03/2025	*	28:40	1-4	.250	0-0	.000	0-0	.000	6	13	19	19.0	2	3	0	1	2	2.0		
Detroit Mercy	11/07/2025	*	20:59	5-7	.714	0-0	.000	1-2	.500	4	6	10	14.5	1	5	1	0	1	11	6.5	
Eastern Ill.	11/11/2025	*	24:24	2-6	.333	0-0	.000	1-2	.500	8	3	11	13.3	4	3	3	0	1	5	6.0	
at Ohio St.	11/16/2025	*	29:07	4-5	.800	0-0	.000	0-3	.000	2	10	12	13.0	3	2	2	0	0	8	6.5	
Bellarmine	11/19/2025	*	29:23	4-6	.667	0-0	.000	4-6	.667	3	8	11	12.6	2	0	2	0	0	12	7.6	
vs Kansas	11/24/2025	*	27:32	1-4	.250	0-0	.000	0-0	.000	2	8	10	12.2	3	2	0	2	1	2	6.7	
vs Rutgers	11/25/2025	*	24:22	1-3	.333	0-0	.000	0-0	.000	3	3	6	11.3	1	0	0	1	1	2	6.0	
vs Houston	11/26/2025	*	25:26	0-0	.000	0-0	.000	2-3	.667	1	3	4	10.4	4	0	1	0	0	2	5.5	
Missouri	12/02/2025	*	22:50	1-1	1.000	0-0	.000	0-0	.000	1	8	9	10.2	3	1	1	0	0	2	5.1	
at TCU	12/05/2025	*	32:51	6-6	1.000	0-0	.000	1-5	.200	2	7	9	10.1	5	4	1	0	1	13	5.9	
Idaho	12/10/2025	*	31:29	9-12	.750	0-0	.000	1-1	1.000	6	9	15	10.5	3	3	2	1	0	19	7.1	
Evansville	12/13/2025	*	19:25	1-2	.500	0-0	.000	0-0	.000	2	4	6	10.2	4	1	1	0	0	2	6.7	
Purdue Fort Wayne	12/21/2025	*	26:48	3-6	.500	0-0	.000	0-0	.000	6	4	10	10.2	3	3	1	0	1	6	6.6	
at Stanford	12/30/2025	*	22:17	4-7	.571	0-0	.000	0-0	.000	5	5	10	10.1	4	0	2	0	2	8	6.7	
at California	01/02/2026	*	27:35	4-4	1.000	0-0	.000	0-1	.000	6	9	15	10.5	0	2	1	0	0	8	6.8	
Clemson	01/10/2026	*	32:00	2-2	1.000	0-0	.000	5-8	.625	3	7	10	10.4	2	2	1	1	2	9	6.9	
Miami (FL)	01/13/2026	*	22:03	2-3	.667	0-0	.000	0-0	.000	2	5	7	10.2	4	0	1	1	0	4	6.8	
at Virginia Tech	01/17/2026	*	18:39	1-5	.200	0-0	.000	0-2	.000	3	1	4	9.9	4	1	0	1	0	2	6.5	
at North Carolina	01/21/2026	*	17:38	3-11	.273	0-0	.000	0-1	.000	5	1	6	9.7	3	1	2	0	0	6	6.5	
Boston College	01/24/2026	*	33:42	2-3	.667	0-0	.000	2-4	.500	7	6	13	9.9	1	2	2	1	1	6	6.5	
Virginia	01/27/2026	*	17:06	3-4	.750	0-0	.000	0-0	.000	3	2	5	9.6	5	1	1	0	0	6	6.4	
at Syracuse	01/31/2026	*	35:19	4-5	.800	0-0	.000	0-0	.000	1	7	8	9.5	3	2	0	0	0	8	6.5	
at Louisville	02/04/2026	*	24:46	3-5	.600	0-0	.000	0-1	.000	3	7	10	9.6	4	3	3	0	1	6	6.5	
Florida St.	02/07/2026	*	24:17	2-2	1.000	0-0	.000	0-7	.000	2	6	8	9.5	4	0	0	1	0	4	6.4	
at SMU	02/10/2026	*	23:30	2-3	.667	0-0	.000	0-1	.000	1	3	4	9.3	4	0	1	0	1	4	6.3	
Georgia Tech	02/14/2026	*	28:45	4-4	1.000	0-0	.000	0-1	.000	5	4	9	9.3	1	2	2	1	2	8	6.3	
Totals			26	670:53	74-120	.617	0-0	.000	17-48	.354	92	149	241	9.3	77	43	31	11	17	165	6.3

Player Averages

Games Played	Minutes/ game	Points/ game	FG Pct	3FG Pct	FT Pct	Rebounds/ game	Assists/ game	Turnovers/ game	Assist/Turnover ratio	Steals/ game	Blocks/ game
26	25.8	6.3	61.7	0.0	35.4	9.3	1.7	1.2	1.4	0.7	0.4

CAREER STATS

				Field Goals		3-Point		F-Throws		Rebounds												Scoring	
SEASON	TEAM	GP-GS	MIN/AVG	FG-FGA	FG%	3FG-3FGA	3FG%	FT-FTA	FT%	OFF	DEF	TOT	AVG	PF-FO	A	TO	BLK	STL	PTS	AVG			
2020-21	NAU	22-19	470/21.4	51-96	.531	0-0	.000	22-43	.512	38	63	101	4.6	73-5	28	30	13	10	124	5.6			
2021-22	NAU	32-32	948/29.6	109-224	.487	0-0	.000	50-108	.463	94	186	280	8.8	100-4	119	63	10	18	268	8.4			
2022-23	NAU	35-35	991/28.3	157-295	.532	0-1	.000	40-100	.400	113	161	274	7.8	114-4	106	65	10	20	354	10.1			
2024-25	NAU	34-34	1146/33.7	199-350	.569	0-0	.000	55-145	.379	119	304	423	12.4	85-4	115	63	12	37	453	13.3			
2025-26	ND	26-26	671/25.8	74-120	.617	0-0	.000	17-48	.354	92	149	241	9.3	77-2	43	31	11	17	165	6.3			
TOTAL FOR ND		26-26	671/25.8	74-120	.617	0-0	.000	17-48	.354	92	149	241	9.3	77-2	43	31	11	17	165	6.3			
TOTAL		149-146	4226/28.4	590-1085	.544	0-1	.000	184-444	.414	456	863	1319	8.9	449-19	411	252	56	102	1364	9.2			

Career Awards

- 2025 Second Team All-Big Sky // 2025 Unanimous Big Sky All-Defensive Team // 2023 Big Sky All-Tournament Team // Four-time Golden Eagle Scholar-Athlete Award recipient // 2021 Big Sky All-Academic honoree

AT NOTRE DAME

Graduate Season (2025-26)

- Averaging 9.3 rpg - ranks 30th nationally & 4th in the ACC.
- **3.5 offensive rpg - 1st in the ACC, 17th in country** // 5.7 defensive rpg - 5th in the ACC.
- 71.3% around the rim // 44.7% in the paint // 61.7% from two overall.
- Averaging 6.1 points & 8.4 rebounds in ACC play // 3.5 O-Reb in ACC play - ranks 3rd.
- CBB Analytics: Off Rebound Pct of 15.9%, ranks in 98th percentile.
- 15-19 from the field over the last 5 games. 30 points in that span.
- In GT win -- 4-4 from field, plus co-team best 9 boards.
- In BC win -- Big 7 offensive board game (13 total rebounds). Also supplied 6 points.
- Recorded a season-high 19 points in his third double-double of the season in the win over Idaho (12/10). Grabbed 15 boards.
- Scored 13 points in big road win at TCU. Towt was a perfect 6-6 from the floor. Also recorded 9 boards & 4 assists.
- Posted the best rebounding start to the season in the conference era (1995-on) for a ND player with 6 straight games with double-digit rebounds.
- Earned his first ND double-double in game #2 with 11 points and 10 rebounds. Ultimately has recorded three double-doubles on the season.

- Set an Irish debut rebounding record with 19 boards vs. LIU. He is now the 16th different Irish player to reel in at least 19 rebounds in a game.

- Fav shot is the floater in the paint. Great eye for passing and kicking out to find the open shooter. Averages 1.7 apg,

- **His 1,319 career rebounds leads all active players and ranks 71st all-time**

- He's the first Arizona native to ever suit up in an Irish uniform

AT NORTHERN ARIZONA

- Recorded 1,199 career points and 1,078 career rebounds across four seasons. He averaged 9.7 ppg and 8.8 rpg

Senior Season (2024-25)

- Led the nation in rebounding with 12.4 per game
- Set a Big Sky Conference single-season rebounding record, grabbing 423 rebounds across 34 games. The 423 rebounds led the country.
- Also led the country in defensive rebounds per game at 8.9
- Reeled in 3.5 offensive boards per game which ranked 14th nationally
- Became just the second-ever player in program history to record 1,000 rebounds, just before becoming the record holder while breaking the 63-year record that was set at 1,044 rebounds
- Was second on the team in scoring - he averaged 13.4 points per game
- Produced 20 double-doubles which ranked sixth in the nation
- Shot .569 overall from the field which ranked second in the Big Sky and 26th nationally
- Averaged 3.4 assists per game
- He snared a career-high 19 rebounds against Northern Colorado.



34

MATT MACLELLAN

GRADUATE | FORWARD

@l3mattmac	@MatthewMacLell3
Height	6-9
Eligibility	Graduate
Hometown	Canton, MI
Prev. School	Madonna

Season Highs

Pts	7	at Virginia Tech, 1/17/26
Rebs	3, 2x	last at North Carolina, 1/21/26
FGM	2	at Virginia Tech, 1/17/26
FGA	2, 2x	last at North Carolina, 1/21/26
3FGM		
3FGA		
FTM	3	at Virginia Tech, 1/17/26
FTA	4	at Virginia Tech, 1/17/26
Ast	1	vs Detroit Mercy, 11/7/25
Blk	1	at Virginia Tech, 1/17/26
Stl		
Double Figure Scoring		0
20+ Point Games		0
Double-Figure Rebounds		0
Double-Doubles		0

Career Highs

Pts	7	at Virginia Tech, 1/17/26
Rebs	3, 2x	last at North Carolina, 1/21/26
FGM	2	at Virginia Tech, 1/17/26
FGA	2, 2x	last at North Carolina, 1/21/26
3FGM		
3FGA		
FTM	3	at Virginia Tech, 1/17/26
FTA	4	at Virginia Tech, 1/17/26
Ast	1	vs Detroit Mercy, 11/7/25
Blk	1	at Virginia Tech, 1/17/26
Stl		

AT NOTRE DAME

Graduate Season (2025-26)

- Appeared in 7 contests this season.
- Made quite the impression in the 2nd half at Virginia Tech, coming in to record 7 points, 3 rebounds, 1 block in 11 minutes.
- Registered not only his first minutes in an Irish uniform but also at the Division I level. Earned 1 assist vs. Detroit Mercy.

AT MADONNA - NAIA

Senior Season (2024-25)

- Played in 31 games, averaging 28.3 minutes
- Averaged 14.5 points on 57.3 percent shooting from the floor
- Was 17-53 from beyond the arc, good for 32.1 percent
- Converted 67.5 percent from the free-throw line
- Reeled in 4.5 rebounds per game
- Dished out 2.8 assists per game

2025-26 GAME-BY-GAME																				
Opponent	Date	GS	MIN	FG-FGA	PCT	3FG-3FGA	PCT	FT-FTA	PCT	OFF	DEF	TOT	AVG	PF	A	TO	BLK	STL	PTS	AVG
Detroit Mercy	11/07/2025		03:08	0-0	.000	0-0	.000	0-0	.000	0	0	0	0.0	1	1	0	0	0	0	0.0
Evansville	12/13/2025		01:57	0-0	.000	0-0	.000	0-0	.000	1	0	1	0.5	1	0	0	0	0	0	0.0
Purdue Fort Wayne	12/21/2025		03:19	0-0	.000	0-0	.000	0-0	.000	0	2	2	1.0	0	0	0	0	0	0	0.0
at Virginia Tech	01/17/2026		11:41	2-2	1.000	0-0	.000	3-4	.750	0	3	3	1.5	1	0	1	1	0	7	1.8
at North Carolina	01/21/2026		10:40	1-2	.500	0-0	.000	0-0	.000	1	2	3	1.8	2	0	0	0	0	2	1.8
at Syracuse	01/31/2026		00:57	1-1	1.000	0-0	.000	0-1	.000	0	1	1	1.7	0	0	0	0	0	2	1.8
at Louisville	02/04/2026		01:01	0-0	.000	0-0	.000	0-0	.000	0	0	0	1.4	0	0	0	0	0	0	1.6
Totals		0	32:44	4-5	.800	0-0	.000	3-5	.600	2	8	10	1.4	5	1	1	1	0	11	1.6

Player Averages

Games Played	Minutes/game	Points/game	FG Pct	3FG Pct	FT Pct	Rebounds/game	Assists/game	Turnovers/game	Assist/Turnover ratio	Steals/game	Blocks/game
7	4.7	1.6	80.0	0.0	60.0	1.4	0.1	0.1	1.0	0.0	0.1

CAREER STATS

	Minutes				Totals			3-Point			Free-Throws			Rebounds												
	GP	GS	MIN	AVG	FG	FGA	PCT	FG	FGA	PCT	FT	FTA	PCT	OFF	DEF	TOT	AVG	PF	FO	AST	AST/G	T/O	BLK	STL	PTS	AVG
2020-21	9	1	100	11.1	8	15	.533	0	0	.000	10	19	.526	7	21	28	3.1	9	0	1	0.1	4	5	2	26	2.9
2021-22	32	5	486	15.2	66	107	.617	1	5	.200	38	70	.543	27	68	95	3.0	53	1	22	0.7	18	11	12	171	5.3
2022-23	33	1	507	15.4	62	120	.517	4	15	.267	31	58	.534	40	58	98	3.0	71	0	30	0.9	22	11	11	169	4.8
2023-24	34	34	1040	30.6	140	303	.462	21	74	.284	122	164	.744	40	143	183	5.4	92	3	67	2.0	51	23	23	423	12.4
2024-25	31	30	878	28.3	160	279	.573	17	53	.321	114	169	.675	46	92	138	4.5	87	2	86	2.8	48	27	15	451	14.5
Total	139	71	3011	21.7	436	824	.529	43	147	.293	315	480	.656	160	382	542	3.9	312	6	206	1.5	143	77	63	1230	8.8

MACLELLAN, Matthew

				Field Goals		3-Point		F-Throws		Rebounds										Scoring	
SEASON	TEAM	GP-GS	MIN/AVG	FG-FGA	FG%	3FG-3FGA	3FG%	FT-FTA	FT%	OFF	DEF	TOT	AVG	PF-FO	A	TO	BLK	STL	PTS	AVG	
2025-26	ND	7-0	33/4.7	4-5	.800	0-0	.000	3-5	.600	2	8	10	1.4	5-0	1	1	1	0	11	1.6	
TOTAL		7-0	33/4.7	4-5	.800	0-0	.000	3-5	.600	2	8	10	1.4	5-0	1	1	1	0	11	1.6	

2025-26 FIGHTING IRISH ROSTER



#0 Brady Stevens
So. // G // 6-4
Boston, MA | Wellesley



#2 Logan Imes
Jr. // G // 6-4
Zionsville, IN | Zionsville



#3 Markus Burton
Jr. // G // 6-0
Mishawaka, IN | Penn



#5 Cole Certa
So. // G // 6-5
Le Roy, IL | IMG Academy



#6 Brady Koehler
Fr. // F // 6-10
Fishers, IN | Cathedral High



#7 Ryder Frost
Fr. // F // 6-7
Beverly, MA | Phillips Exeter Academy



#10 Jalen Haralson
Fr. // G // 6-7
Anderson, IN | La Lumiere



#11 Braeden Shrewsberry
Jr. // G // 6-4
Granger, IN | State College Area



#12 Garrett Sundra
So. // F // 6-11
Ashburn, VA | Paul VI Catholic



#13 Sir Mohammed
So. // G // 6-6
Charlotte, NC | Myers Park



#14 Kebba Njie
Sr. // F // 6-10
Centerville, OH | La Lumiere / Penn St



#15 Tommy Ahneman
Fr. // C // 6-11
Fargo, ND | Cretin-Derham Hall



#22 Luke Devine
Fr. // F // 6-7
Moraga, CA | Campolindo



#33 Carson Towt
Gr. // F // 6-8
Gilbert, AZ Gilbert High/Northern Arizona




#34 Matthew MacLellan
Gr. // F // 6-9
Canton, MI | Plymouth High/Madonna



Micah Shrewsberry
Glenn & Stacey Murphy Head Coach
3rd Season at ND



Kyle Getter
Associate Head Coach
3rd Season at ND



Mike Farrelly
Assistant Coach
3rd Season at ND



Ryan Owen
Assistant Coach
3rd Season at ND



Tre Whitted
Assistant Coach
3rd Season at ND



Grady Eifert
Assistant Coach
3rd Season at ND



Bo Waggoner
Director of Ops
1st Season at ND



Pat Garrity
General Manager
1st Season at ND