



Officials: Katie Lukanich, In'Fin Robinson, Mark Resch

Virginia Tech - 70

Record: 18-6 (8-4)

NO.	Name		Min	FG	3P	FT	Rebounds			Fouls		TP	AS	TO	ST	Blocks		+/-
				M-A	M-A	M-A	OR	DR	TOT	PF	FD					BS	BA	
0	Kilah Freelon	F	28:22	4-7	0-0	1-2	6	7	13	3	3	9	1	8	1	0	1	-8
10	Carys Baker	F	38:29	8-13	5-9	0-0	0	7	7	1	1	21	2	1	1	1	0	-11
1	Carleigh Wenzel	G	36:56	7-20	3-7	2-2	1	6	7	3	3	19	2	2	0	0	0	-9
2	Leila Wells	G	19:11	1-2	0-1	1-2	0	0	0	2	1	3	1	2	0	0	0	1
3	Mackenzie Nelson	G	29:05	2-8	1-5	1-2	1	2	3	4	3	6	7	7	1	0	1	-19
12	Samyha Suffren		20:49	2-7	1-2	3-3	2	7	9	3	2	8	0	0	0	0	0	-11
21	Mel Daley		13:59	2-4	0-0	0-0	2	1	3	1	0	4	1	1	1	1	0	8
34	Kayl Petersen		13:09	0-0	0-0	0-0	0	1	1	0	0	0	1	0	0	1	0	-1
Team							2	0	2	0		0		0				
Totals				26-61	10-24	8-11	14	31	45	17	13	70	15	21	4	3	2	-10

Major Fouls: NONE

Shooting By Period			
1 st	FG%	7-15	46.7%
	3PT%	4-9	44.4%
	FT%	3-6	50%
2 nd	FG%	7-14	50.0%
	3PT%	1-4	25.0%
	FT%	0-0	0%
3 rd	FG%	6-15	40.0%
	3PT%	3-4	75.0%
	FT%	0-0	0%
4 th	FG%	6-17	35.3%
	3PT%	2-7	28.6%
	FT%	5-5	100%
GM	FG%	26-61	42.6%
	3PT%	10-24	41.7%
	FT%	8-11	72.7%

Dead Ball Rebounds: 2, 0

Notre Dame - 80

Record: 15-8 (7-5)

NO.	Name		Min	FG	3P	FT	Rebounds			Fouls		TP	AS	TO	ST	Blocks		+/-
				M-A	M-A	M-A	OR	DR	TOT	PF	FD					BS	BA	
30	Gisela Sanchez	F	33:24	6-9	2-4	0-0	1	2	3	3	0	14	1	1	0	1	0	-4
2	Vanessa de Jesus	G	40:00	4-7	1-2	2-2	1	2	3	3	2	11	5	0	2	1	0	10
3	Hannah Hidalgo	G	38:59	4-21	0-1	8-8	1	6	7	2	9	16	5	1	6	0	3	10
8	Cassandre Prosper	G	17:14	6-7	0-0	2-3	2	1	3	4	3	14	0	4	1	0	0	17
23	Iyana Moore	G	40:00	3-13	2-6	6-6	1	2	3	1	3	14	1	0	3	0	0	10
14	KK Bransford		30:23	5-8	1-2	0-0	1	5	6	0	0	11	2	1	2	0	0	7
Team							0	4	4	0		0		0				
Totals				28-65	6-15	18-19	7	22	29	13	17	80	14	7	14	2	3	10

Major Fouls: NONE

Shooting By Period			
1 st	FG%	5-16	31.3%
	3PT%	0-2	0.0%
	FT%	4-4	100%
2 nd	FG%	6-18	33.3%
	3PT%	0-3	0.0%
	FT%	4-4	100%
3 rd	FG%	9-19	47.4%
	3PT%	3-7	42.9%
	FT%	4-5	80%
4 th	FG%	8-12	66.7%
	3PT%	3-3	100.0%
	FT%	6-6	100%
GM	FG%	28-65	43.1%
	3PT%	6-15	40.0%
	FT%	18-19	94.7%

Dead Ball Rebounds: 0, 0

	VT	ND
Biggest lead	9 (2 nd 9:00)	10 (4 th 0:27)
Best Scoring Run	8 (1 st 7:24)	11 (3 rd 5:45)
Lead Changes	8	
Times Tied	6	
Time with Lead	23:19	11:54

Points from	VT	ND
Turnovers	7	29
Paint	24	34
Second Chance	9	4
Fast Breaks	7	17
Bench	12	11

Period by Period Scoring					
	1st	2nd	3rd	4th	TOT
VT	21	15	15	19	70
ND	14	16	25	25	80



Official Basketball Play by Play - 1st Period
Virginia Tech at Notre Dame
02/05/26 Purcell Pavilion at the Joyce Center, South Bend, IN
2025-26 Women's Basketball

Game Time: 7:00 PM
Game Duration: 1:46
Attendance: 6,775

Officials: Katie Lukanich, In'Fini Robinson, Mark Resch

Quarter 1

Quarter Starters:

ND	2 de Jesus V	3 Hidalgo H	8 Prosper C	23 Moore I	30 Sanchez G
VT	0 Freelon K	1 Wenzel C	2 Wells L	3 Nelson M	10 Baker C

Game Time	ND	Score	Diff	VT
10:00	8 PROSPER C jumpball lost			0 FREELON K jumpball won
09:37				10 BAKER C 3pt FG , jump shot missed
09:34	3 HIDALGO H defensive rebound (1)			
09:21	23 MOORE I 2pt FG outside the paint, pull up jump shot made (2)	2-0	2	
09:07		2-2	0	3 NELSON M 2pt FG in the paint, layup made (2)
09:07				10 BAKER C assist (1)
08:53	3 HIDALGO H 2pt FG outside the paint, pull up jump shot missed			
08:51	8 PROSPER C offensive rebound (1)			
08:48	3 HIDALGO H 2pt FG second chance in the paint, driving layup blocked			
08:48				10 BAKER C block (1)
08:44				10 BAKER C defensive rebound (1)
08:40				1 WENZEL C 2pt FG in the paint, driving layup missed
08:37				0 FREELON K offensive rebound (1)
08:37	jump ball situation			
08:37	8 PROSPER C steal (1)			0 FREELON K turnover lost ball (out of bounds) (1)
08:19	3 HIDALGO H 2pt FG from turnover outside the paint, pull up jump shot missed			
08:16				1 WENZEL C defensive rebound (1)
08:05	8 PROSPER C foul shooting (1 - 1)			3 NELSON M foul received (1)
08:05		2-3	-1	3 NELSON M free throw 1 - 2 made (3)
08:05				3 NELSON M free throw 2 - 2 missed
08:03	30 SANCHEZ G defensive rebound (1)			
07:57	23 MOORE I 3pt FG , jump shot missed			
07:54				0 FREELON K defensive rebound (2)
07:46		2-5	-3	1 WENZEL C 2pt FG in the paint, driving layup made (2)
07:32	8 PROSPER C turnover lost ball (out of bounds) (1)			3 NELSON M steal (1)
07:24		2-8	-6	1 WENZEL C 3pt FG fast break from turnover, jump shot made (5)
07:24				3 NELSON M assist (1)
06:58	3 HIDALGO H foul received (1)			2 WELLS L foul shooting (1 - 1)
06:58	30 SANCHEZ G substitution out			
06:58	14 BRANSFORD K substitution in			
06:58	3 HIDALGO H free throw 1 - 2 made (1)	3-8	-5	
06:58	3 HIDALGO H free throw 2 - 2 made (2)	4-8	-4	
06:43	3 HIDALGO H steal (1)			2 WELLS L turnover lost ball (out of bounds) (1)
06:38	3 HIDALGO H 2pt FG from turnover in the paint, driving layup missed			
06:35				0 FREELON K defensive rebound (3)
06:22	14 BRANSFORD K steal (1)			1 WENZEL C turnover bad pass (1)
06:16	14 BRANSFORD K 2pt FG fast break from turnover in the paint, driving layup made (2)	6-8	-2	
06:01				10 BAKER C 3pt FG , jump shot missed



Official Basketball Play by Play - 1st Period
Virginia Tech at Notre Dame
02/05/26 Purcell Pavilion at the Joyce Center, South Bend, IN
2025-26 Women's Basketball

Game Time: 7:00 PM
Game Duration: 1:46
Attendance: 6,775

Officials: Katie Lukanich, In'Fini Robinson, Mark Resch

Game Time	ND	Score	Diff	VT
05:58	2 DE JESUS V defensive rebound (1)			
05:48	2 DE JESUS V 2pt FG in the paint, floating jump shot made (2)	8-8	0	
05:38	8 PROSPER C foul shooting (2 - 2)			0 FREELON K foul received (1)
05:38	8 PROSPER C substitution out			
05:38	30 SANCHEZ G substitution in			
05:38				2 WELLS L substitution out
05:38				12 SUFFREN S substitution in
05:38				0 FREELON K free throw 1 - 2 missed
05:38				offensive dead ball rebound (1)
05:38		8-9	-1	0 FREELON K free throw 2 - 2 made (1)
05:21	3 HIDALGO H foul received (2)			12 SUFFREN S foul shooting (1 - 2)
05:21	3 HIDALGO H free throw 1 - 2 made (3)	9-9	0	
05:21	3 HIDALGO H free throw 2 - 2 made (4)	10-9	1	
05:06		10-12	-2	12 SUFFREN S 3pt FG , jump shot made (3)
05:06				3 NELSON M assist (2)
04:41	30 SANCHEZ G 2pt FG outside the paint, jump shot missed			
04:38				12 SUFFREN S defensive rebound (1)
04:32				12 SUFFREN S 3pt FG , jump shot missed
04:31	3 HIDALGO H defensive rebound (2)			
04:31	3 HIDALGO H foul received (3)			12 SUFFREN S foul personal (2 - 3)
04:31	Timeout commercial			
04:31				12 SUFFREN S substitution out
04:31				2 WELLS L substitution in
04:12	3 HIDALGO H 2pt FG in the paint, floating jump shot missed			
04:09	3 HIDALGO H offensive rebound (3)			
04:08	3 HIDALGO H 2pt FG second chance in the paint, layup missed			
04:07				0 FREELON K defensive rebound (4)
04:07	jump ball situation			
03:54		10-14	-4	10 BAKER C 2pt FG in the paint, jump shot made (2)
03:54				1 WENZEL C assist (1)
03:38	30 SANCHEZ G 2pt FG in the paint, layup made (2)	12-14	-2	
03:38	2 DE JESUS V assist (1)			
03:21		12-17	-5	1 WENZEL C 3pt FG , jump shot made (8)
02:56	30 SANCHEZ G 2pt FG in the paint, layup made (4)	14-17	-3	
02:56	2 DE JESUS V assist (2)			
02:44		14-20	-6	1 WENZEL C 3pt FG , jump shot made (11)
02:44				2 WELLS L assist (1)
02:29	30 SANCHEZ G 3pt FG , jump shot missed			
02:26				10 BAKER C defensive rebound (2)
02:15	23 MOORE I foul shooting (1 - 3)			2 WELLS L foul received (1)
02:15	14 BRANSFORD K substitution out			
02:15	8 PROSPER C substitution in			
02:15				3 NELSON M substitution out
02:15				10 BAKER C substitution out
02:15				21 DALEY M substitution in
02:15				34 PETERSEN K substitution in
02:15				2 WELLS L free throw 1 - 2 missed
02:15				offensive dead ball rebound (2)
02:15		14-21	-7	2 WELLS L free throw 2 - 2 made (1)



Official Basketball Play by Play - 1st Period
Virginia Tech at Notre Dame
02/05/26 Purcell Pavilion at the Joyce Center, South Bend, IN
2025-26 Women's Basketball

Game Time: 7:00 PM
Game Duration: 1:46
Attendance: 6,775

Officials: Katie Lukanich, In'Fini Robinson, Mark Resch

Game Time	ND	Score	Diff	VT
01:58	8 PROSPER C turnover sec 3 (2)			
01:45				1 WENZEL C 2pt FG from turnover outside the paint, pull up jump shot missed
01:42				21 DALEY M offensive rebound (1)
01:29				1 WENZEL C 3pt FG from turnover second chance, jump shot missed
01:26	23 MOORE I defensive rebound (1)			
01:04	3 HIDALGO H 2pt FG in the paint, layup missed			
01:02				0 FREELON K defensive rebound (5)
01:01	3 HIDALGO H foul personal (1 - 4)			1 WENZEL C foul received (1)
01:01	3 HIDALGO H substitution out			
01:01	14 BRANSFORD K substitution in			
00:44				2 WELLS L 3pt FG , jump shot missed
00:43	defensive rebound (8)			
00:43				0 FREELON K substitution out
00:43				1 WENZEL C substitution out
00:43				3 NELSON M substitution in
00:43				10 BAKER C substitution in
00:30	23 MOORE I 2pt FG outside the paint, pull up jump shot missed			
00:27				10 BAKER C defensive rebound (3)
00:01				10 BAKER C 2pt FG in the paint, driving layup missed
00:00	14 BRANSFORD K defensive rebound (1)			
END OF PERIOD				
ND 14-21 VT				



Officials: Katie Lukanich, In'Fini Robinson, Mark Resch

Virginia Tech - 21

NO.	Name		Min	FG	3P	FT	Rebounds			Fouls		TP	AS	TO	ST	Blocks		+/-
				M-A	M-A	M-A	OR	DR	TOT	PF	FD					BS	BA	
0	Kilah Freelon	F	09:16	0-0	0-0	1-2	1	4	5	0	1	1	0	1	0	0	0	7
10	Carys Baker	F	08:29	1-4	0-2	0-0	0	3	3	0	0	2	1	0	0	1	0	6
1	Carleigh Wenzel	G	09:16	4-7	3-4	0-0	0	1	1	0	1	11	1	1	0	0	0	7
2	Leila Wells	G	08:53	0-1	0-1	1-2	0	0	0	1	1	1	1	1	0	0	0	5
3	Mackenzie Nelson	G	08:29	1-1	0-0	1-2	0	0	0	0	1	3	2	0	1	0	0	6
12	Samyha Suffren		01:07	1-2	1-2	0-0	0	1	1	2	0	3	0	0	0	0	0	2
21	Mel Daley		02:15	0-0	0-0	0-0	1	0	1	0	0	0	0	0	0	0	0	1
34	Kayl Petersen		02:15	0-0	0-0	0-0	0	0	0	0	0	0	0	0	0	0	0	1
Team							0	0	0	0		0		0				
Totals				7-15	4-9	3-6	2	9	11	3	4	21	5	3	1	1	0	7

Shooting By Period			
1 st	FG%	7-15	46.7%
	3PT%	4-9	44.4%
	FT%	3-6	50%
GM	FG%	7-15	46.7%
	3PT%	4-9	44.4%
	FT%	3-6	50.0%

Dead Ball Rebounds: 2, 0

Major Fouls: NONE

Notre Dame - 14

NO.	Name		Min	FG	3P	FT	Rebounds			Fouls		TP	AS	TO	ST	Blocks		+/-
				M-A	M-A	M-A	OR	DR	TOT	PF	FD					BS	BA	
30	Gisela Sanchez	F	08:40	2-4	0-1	0-0	0	1	1	0	0	4	0	0	0	0	0	-13
2	Vanessa de Jesus	G	10:00	1-1	0-0	0-0	0	1	1	0	0	2	2	0	0	0	0	-7
3	Hannah Hidalgo	G	08:59	0-7	0-0	4-4	1	2	3	1	3	4	0	0	1	0	1	-7
8	Cassandre Prosper	G	06:37	0-0	0-0	0-0	1	0	1	2	0	0	0	2	1	0	0	-1
23	Iyana Moore	G	10:00	1-3	0-1	0-0	0	1	1	1	0	2	0	0	0	0	0	-7
14	KK Bransford		05:44	1-1	0-0	0-0	0	1	1	0	0	2	0	0	1	0	0	0
Team							0	1	1	0		0		0				
Totals				5-16	0-2	4-4	2	7	9	4	3	14	2	2	3	0	1	-7

Shooting By Period			
1 st	FG%	5-16	31.3%
	3PT%	0-2	0.0%
	FT%	4-4	100%
GM	FG%	5-16	31.3%
	3PT%	0-2	0.0%
	FT%	4-4	100.0%

Dead Ball Rebounds: 0, 0

Major Fouls: NONE

	VT	ND
Biggest lead	7 (1 st 2:15)	2 (1 st 9:21)
Best Scoring Run	8 (1 st 7:24)	6 (1 st 5:48)
Lead Changes	3	
Times Tied	3	
Time with Lead	07:40	00:29

Points from	VT	ND
Turnovers	3	2
Paint	6	8
Second Chance	0	0
Fast Breaks	3	2
Bench	3	2

Period by Period Scoring					
	1st	2nd	3rd	4th	TOT
VT	21	15	15	19	70
ND	14	16	25	25	80



Quarter 2

Quarter Starters:

ND	2 de Jesus V	3 Hidalgo H	8 Prosper C	14 Bransford K	23 Moore I
VT	2 Wells L	3 Nelson M	10 Baker C	21 Daley M	34 Petersen K

Game Time	ND	Score	Diff	VT
10:00	30 SANCHEZ G substitution out			
10:00	3 HIDALGO H substitution in			
09:50	23 MOORE I 3pt FG , jump shot missed			
09:47				10 BAKER C defensive rebound (4)
09:37				3 NELSON M turnover out of bounds (1)
09:25	23 MOORE I 3pt FG from turnover, jump shot missed			
09:22				34 PETERSEN K defensive rebound (1)
09:04	2 DE JESUS V foul personal (1 - 1)			10 BAKER C foul received (1)
09:00		14-23	-9	2 WELLS L 2pt FG in the paint, layup made (3)
08:50	8 PROSPER C 2pt FG outside the paint, pull up jump shot missed			
08:47	8 PROSPER C offensive rebound (2)			
08:46	8 PROSPER C foul offensive (3 - 2)			3 NELSON M foul received (2)
08:46	8 PROSPER C turnover offensive (3)			
08:46	8 PROSPER C substitution out			
08:46	30 SANCHEZ G substitution in			
08:46				21 DALEY M substitution out
08:46				1 WENZEL C substitution in
08:39				3 NELSON M turnover bad pass (2)
08:20	3 HIDALGO H 2pt FG from turnover outside the paint, pull up jump shot missed			
08:17	30 SANCHEZ G offensive rebound (2)			
08:16	30 SANCHEZ G 2pt FG from turnover second chance in the paint, layup made (6)	16-23	-7	
08:09	3 HIDALGO H steal (2)			3 NELSON M turnover lost ball (out of bounds) (3)
08:05	3 HIDALGO H 2pt FG fast break from turnover in the paint, driving layup made (6)	18-23	-5	
07:50		18-25	-7	10 BAKER C 2pt FG in the paint, layup made (4)
07:50				3 NELSON M assist (3)
07:33	14 BRANSFORD K 2pt FG in the paint, layup made (4)	20-25	-5	
07:15				1 WENZEL C 3pt FG , jump shot missed
07:13	2 DE JESUS V defensive rebound (2)			
07:01	2 DE JESUS V 2pt FG outside the paint, floating jump shot missed			
07:00	2 DE JESUS V offensive rebound (3)			
06:59	3 HIDALGO H 3pt FG second chance, jump shot missed			
06:58				3 NELSON M defensive rebound (1)
06:58	3 HIDALGO H foul personal (2 - 3)			3 NELSON M foul received (3)
06:58				34 PETERSEN K substitution out
06:58				0 FREELON K substitution in
06:42				3 NELSON M 3pt FG , jump shot missed
06:39	14 BRANSFORD K defensive rebound (2)			
06:33	14 BRANSFORD K 2pt FG in the paint, driving layup made (6)	22-25	-3	
06:15		22-28	-6	3 NELSON M 3pt FG , jump shot made (6)
06:15				10 BAKER C assist (2)



Official Basketball Play by Play - 2nd Period
Virginia Tech at Notre Dame
02/05/26 Purcell Pavilion at the Joyce Center, South Bend, IN
2025-26 Women's Basketball

Game Time: 7:00 PM
Game Duration: 1:46
Attendance: 6,775

Officials: Katie Lukanich, In'Fini Robinson, Mark Resch

Game Time	ND	Score	Diff	VT
05:44	23 MOORE I 2pt FG outside the paint, pull up jump shot missed			
05:42				1 WENZEL C defensive rebound (2)
05:27		22-30	-8	0 FREELON K 2pt FG in the paint, layup made (3)
05:19	3 HIDALGO H foul received (4)			3 NELSON M foul personal (1 - 1)
05:09	3 HIDALGO H 2pt FG outside the paint, floating jump shot made (8)	24-30	-6	
04:43		24-32	-8	0 FREELON K 2pt FG in the paint, layup made (5)
04:30	3 HIDALGO H 2pt FG in the paint, driving layup made (10)	26-32	-6	
04:19				3 NELSON M 3pt FG , jump shot missed
04:17	defensive rebound (15)			
04:17	Timeout commercial			
04:17				2 WELLS L substitution out
04:17				12 SUFFREN S substitution in
04:07	23 MOORE I 2pt FG outside the paint, jump shot missed			
04:04				3 NELSON M defensive rebound (2)
03:51	jump ball situation			
03:43				12 SUFFREN S 2pt FG outside the paint, pull up jump shot missed
03:39	14 BRANSFORD K defensive rebound (3)			
03:33	3 HIDALGO H foul received (5)			0 FREELON K foul shooting (1 - 2)
03:33	3 HIDALGO H free throw 1 - 2 made (11)	27-32	-5	
03:33	3 HIDALGO H free throw 2 - 2 made (12)	28-32	-4	
03:19	14 BRANSFORD K steal (2)			3 NELSON M turnover bad pass (4)
03:15	3 HIDALGO H foul received (6)			3 NELSON M foul shooting (2 - 3)
03:15				3 NELSON M substitution out
03:15				21 DALEY M substitution in
03:15	3 HIDALGO H free throw fast break 1 - 2 made (13)	29-32	-3	
03:15	3 HIDALGO H free throw fast break 2 - 2 made (14)	30-32	-2	
02:58				1 WENZEL C 2pt FG outside the paint, floating jump shot missed
02:58	defensive rebound (17)			
02:43	3 HIDALGO H 2pt FG outside the paint, pull up jump shot missed			
02:40				1 WENZEL C defensive rebound (3)
02:31				0 FREELON K 2pt FG in the paint, layup missed
02:29				0 FREELON K offensive rebound (6)
02:28				0 FREELON K 2pt FG second chance in the paint, layup blocked
02:28	30 SANCHEZ G block (1)			
02:28				offensive rebound (19)
02:24	30 SANCHEZ G foul personal (1 - 4)			0 FREELON K foul received (2)
02:24	Timeout Full			
02:13		30-34	-4	21 DALEY M 2pt FG second chance outside the paint, pull up jump shot made (2)
02:13				0 FREELON K assist (1)
01:55	14 BRANSFORD K 2pt FG in the paint, driving layup missed			
01:52				12 SUFFREN S defensive rebound (2)
01:46				1 WENZEL C turnover bad pass (2)
01:23	23 MOORE I 2pt FG from turnover in the paint, step back jump shot missed			
01:19				12 SUFFREN S defensive rebound (3)



Official Basketball Play by Play - 2nd Period
Virginia Tech at Notre Dame
02/05/26 Purcell Pavilion at the Joyce Center, South Bend, IN
2025-26 Women's Basketball

Game Time: 7:00 PM
Game Duration: 1:46
Attendance: 6,775

Officials: Katie Lukanich, In'Fini Robinson, Mark Resch

Game Time	ND	Score	Diff	VT
01:03				0 FREELON K turnover travel (2)
01:03				12 SUFFREN S substitution out
01:03				2 WELLS L substitution in
00:45	30 SANCHEZ G turnover lost ball (out of bounds) (1)			21 DALEY M steal (1)
00:23		30-36	-6	1 WENZEL C 2pt FG from turnover in the paint, driving layup made (13)
00:00	3 HIDALGO H 2pt FG in the paint, driving layup blocked			
00:00				21 DALEY M block (1)
00:00				21 DALEY M defensive rebound (2)
END OF PERIOD				
ND 30-36 VT				



Officials: Katie Lukanich, In'Fini Robinson, Mark Resch

Virginia Tech - 15

NO.	Name		Min	FG		3P		FT		Rebounds			Fouls		TP	AS	TO	ST	Blocks		+/-
				M-A	M-A	M-A	M-A	OR	DR	TOT	PF	FD							BS	BA	
0	Kilah Freelon	F	06:58	2-4	0-0	0-0	0-0	1	0	1	1	1	4	1	1	0	0	0	1	1	
10	Carys Baker	F	10:00	1-1	0-0	0-0	0-0	0	1	1	0	1	2	1	0	0	0	0	0	0	-1
1	Carleigh Wenzel	G	08:46	1-3	0-1	0-0	0-0	0	2	2	0	0	2	0	1	0	0	0	0	0	-3
2	Leila Wells	G	06:46	1-1	0-0	0-0	0-0	0	0	0	0	0	2	0	0	0	0	0	0	0	1
3	Mackenzie Nelson	G	06:45	1-3	1-3	0-0	0-0	0	2	2	2	2	3	1	4	0	0	0	0	0	-3
34	Kayl Petersen		03:02	0-0	0-0	0-0	0-0	0	1	1	0	0	0	0	0	0	0	0	0	0	-2
12	Samyha Suffren		03:14	0-1	0-0	0-0	0-0	0	2	2	0	0	0	0	0	0	0	0	0	0	-2
21	Mel Daley		04:29	1-1	0-0	0-0	0-0	0	1	1	0	0	2	0	0	1	1	0	1	0	4
Team								1	0	1	0		0			0					
Totals				7-14	1-4	0-0		2	9	11	3	4	15	3	6	1	1	1	1	1	-1

Shooting By Period		
2 nd FG%	7-14	50.0%
3PT%	1-4	25.0%
FT%	0-0	0%
GM FG%	7-14	50.0%
3PT%	1-4	25.0%
FT%	0-0	0.0%

Dead Ball Rebounds: 0, 0

Major Fouls: NONE

Notre Dame - 16

NO.	Name		Min	FG		3P		FT		Rebounds			Fouls		TP	AS	TO	ST	Blocks		+/-
				M-A	M-A	M-A	M-A	OR	DR	TOT	PF	FD							BS	BA	
30	Gisela Sanchez	F	08:46	1-1	0-0	0-0	0-0	1	0	1	1	0	2	0	1	0	1	0	1	0	3
2	Vanessa de Jesus	G	10:00	0-1	0-0	0-0	0-0	1	1	2	1	0	0	0	0	0	0	0	0	0	1
3	Hannah Hidalgo	G	10:00	3-7	0-1	4-4	0-0	0	0	0	1	3	10	0	0	1	0	1	0	1	1
8	Cassandre Prosper	G	01:14	0-1	0-0	0-0	0-0	1	0	1	1	0	0	0	1	0	0	0	0	0	-2
23	Iyana Moore	G	10:00	0-5	0-2	0-0	0-0	0	0	0	0	0	0	0	0	0	0	0	0	0	1
14	KK Bransford		10:00	2-3	0-0	0-0	0-0	0	2	2	0	0	4	0	0	1	0	0	0	0	1
Team								0	2	2	0		0			0					
Totals				6-18	0-3	4-4		3	5	8	4	3	16	0	2	2	2	1	1	1	1

Shooting By Period		
2 nd FG%	6-18	33.3%
3PT%	0-3	0.0%
FT%	4-4	100%
GM FG%	6-18	33.3%
3PT%	0-3	0.0%
FT%	4-4	100.0%

Dead Ball Rebounds: 0, 0

Major Fouls: NONE

	VT	ND
Biggest lead	9 (2 nd 9:00)	0 (1 st 10:00)
Best Scoring Run	5 (2 nd 5:27)	6 (2 nd 3:15)
Lead Changes	0	
Times Tied	0	
Time with Lead	09:50	00:00

Points from	VT	ND
Turnovers	2	6
Paint	10	10
Second Chance	2	2
Fast Breaks	0	4
Bench	2	4

Period by Period Scoring					
	1st	2nd	3rd	4th	TOT
VT	21	15	15	19	70
ND	14	16	25	25	80



Officials: Katie Lukanich, In'Fini Robinson, Mark Resch

Virginia Tech - 36

NO.	Name		Min	FG		3P		FT		Rebounds			Fouls		TP	AS	TO	ST	Blocks		+/-
				M-A	M-A	M-A	M-A	M-A	M-A	OR	DR	TOT	PF	FD					BS	BA	
0	Kilah Freelon	F	16:14	2-4	0-0	1-2	2	4	6	1	2	5	1	2	5	1	2	0	0	1	8
10	Carys Baker	F	18:29	2-5	0-2	0-0	0	4	4	0	1	4	2	0	4	2	0	0	1	0	5
1	Carleigh Wenzel	G	18:02	5-10	3-5	0-0	0	3	3	0	1	13	1	2	13	1	2	0	0	0	4
2	Leila Wells	G	15:39	1-2	0-1	1-2	0	0	0	1	1	3	1	1	3	1	1	0	0	0	6
3	Mackenzie Nelson	G	15:14	2-4	1-3	1-2	0	2	2	2	3	6	3	4	6	3	4	1	0	0	3
12	Samyha Suffren		04:21	1-3	1-2	0-0	0	3	3	2	0	3	0	0	3	0	0	0	0	0	0
21	Mel Daley		06:44	1-1	0-0	0-0	1	1	2	0	0	2	0	0	2	0	0	1	1	0	5
34	Kayl Petersen		05:17	0-0	0-0	0-0	0	1	1	0	0	0	0	0	0	0	0	0	0	0	-1
Team										1	0	1	0		0		0				
Totals				14-29	5-13	3-6	4	18	22	6	8	36	8	9	36	8	9	2	2	1	6

Shooting By Period			
1 st	FG%	7-15	46.7%
	3PT%	4-9	44.4%
	FT%	3-6	50%
2 nd	FG%	7-14	50.0%
	3PT%	1-4	25.0%
	FT%	0-0	0%
GM	FG%	14-29	48.3%
	3PT%	5-13	38.5%
	FT%	3-6	50.0%

Dead Ball Rebounds: 2, 0

Major Fouls: NONE

Notre Dame - 30

NO.	Name		Min	FG		3P		FT		Rebounds			Fouls		TP	AS	TO	ST	Blocks		+/-
				M-A	M-A	M-A	M-A	M-A	M-A	OR	DR	TOT	PF	FD					BS	BA	
30	Gisela Sanchez	F	17:26	3-5	0-1	0-0	1	1	2	1	0	6	0	1	6	0	1	0	1	0	-10
2	Vanessa de Jesus	G	20:00	1-2	0-0	0-0	1	2	3	1	0	2	2	0	2	2	0	0	0	0	-6
3	Hannah Hidalgo	G	18:59	3-14	0-1	8-8	1	2	3	2	6	14	0	0	14	0	0	2	0	2	-6
8	Cassandre Prosper	G	07:51	0-1	0-0	0-0	2	0	2	3	0	0	0	0	0	0	3	1	0	0	-3
23	Iyana Moore	G	20:00	1-8	0-3	0-0	0	1	1	1	0	2	0	0	2	0	0	0	0	0	-6
14	KK Bransford		15:44	3-4	0-0	0-0	0	3	3	0	0	6	0	0	6	0	0	2	0	0	1
Team										0	3	3	0		0		0				
Totals				11-34	0-5	8-8	5	12	17	8	6	30	2	4	30	2	4	5	1	2	-6

Shooting By Period			
1 st	FG%	5-16	31.3%
	3PT%	0-2	0.0%
	FT%	4-4	100%
2 nd	FG%	6-18	33.3%
	3PT%	0-3	0.0%
	FT%	4-4	100%
GM	FG%	11-34	32.4%
	3PT%	0-5	0.0%
	FT%	8-8	100.0%

Dead Ball Rebounds: 0, 0

Major Fouls: NONE

	VT	ND
Biggest lead	9 (2 nd 9:00)	2 (1 st 9:21)
Best Scoring Run	8 (1 st 7:24)	6 (1 st 5:48)
Lead Changes	3	
Times Tied	3	
Time with Lead	17:40	00:29

	VT	ND
Points from		
Turnovers	5	8
Paint	16	18
Second Chance	2	2
Fast Breaks	3	6
Bench	5	6

Period by Period Scoring					
	1st	2nd	3rd	4th	TOT
VT	21	15	15	19	70
ND	14	16	25	25	80



Official Basketball Play by Play - 3rd Period
Virginia Tech at Notre Dame
 02/05/26 Purcell Pavilion at the Joyce Center, South Bend, IN
 2025-26 Women's Basketball

Game Time: 7:00 PM
Game Duration: 1:46
Attendance: 6,775

Officials: Katie Lukanich, In'Fin Robinson, Mark Resch

Quarter 3

Quarter Starters:

ND	2 de Jesus V	3 Hidalgo H	8 Prosper C	23 Moore I	30 Sanchez G
VT	0 Freelon K	1 Wenzel C	2 Wells L	3 Nelson M	10 Baker C

Game Time	ND	Score	Diff	VT
10:00	14 BRANSFORD K substitution out			
10:00	8 PROSPER C substitution in			
10:00				21 DALEY M substitution out
10:00				3 NELSON M substitution in
09:51	8 PROSPER C foul received (1)			10 BAKER C foul shooting (1 - 1)
09:51	8 PROSPER C free throw 1 - 2 made (1)	31-36	-5	
09:51	8 PROSPER C free throw 2 - 2 missed			
09:49				10 BAKER C defensive rebound (5)
09:30		31-39	-8	10 BAKER C 3pt FG , jump shot made (7)
09:30				3 NELSON M assist (4)
09:16	2 DE JESUS V 2pt FG in the paint, pull up jump shot missed			
09:13				0 FREELON K defensive rebound (7)
09:07				1 WENZEL C 2pt FG in the paint, layup missed
09:05				1 WENZEL C offensive rebound (4)
09:04				1 WENZEL C 2pt FG second chance in the paint, layup missed
09:02				0 FREELON K offensive rebound (8)
08:58				3 NELSON M turnover travel (5)
08:43	30 SANCHEZ G 3pt FG from turnover, jump shot made (9)	34-39	-5	
08:43	3 HIDALGO H assist (1)			
08:15	3 HIDALGO H foul received (7)			2 WELLS L foul offensive (2 - 2)
08:15				2 WELLS L turnover offensive (2)
08:00	3 HIDALGO H 2pt FG from turnover in the paint, driving layup missed			
07:57				10 BAKER C defensive rebound (6)
07:52		34-41	-7	1 WENZEL C 2pt FG in the paint, layup made (15)
07:39	8 PROSPER C 2pt FG in the paint, layup made (3)	36-41	-5	
07:39	30 SANCHEZ G assist (1)			
07:19				10 BAKER C 3pt FG , step back jump shot missed
07:16	3 HIDALGO H defensive rebound (4)			
07:13	2 DE JESUS V 3pt FG , jump shot missed			
07:10				0 FREELON K defensive rebound (9)
07:03	2 DE JESUS V steal (1)			0 FREELON K turnover bad pass (3)
06:59	8 PROSPER C 2pt FG fast break from turnover outside the paint, pull up jump shot made (5)	38-41	-3	
06:59	2 DE JESUS V assist (3)			
06:39				3 NELSON M 2pt FG outside the paint, jump shot missed
06:36				0 FREELON K offensive rebound (10)
06:35	3 HIDALGO H steal (3)			0 FREELON K turnover bad pass (4)
06:30	3 HIDALGO H 2pt FG from turnover in the paint, driving layup missed			
06:28	23 MOORE I offensive rebound (2)			
06:28	23 MOORE I foul received (1)			1 WENZEL C foul shooting (1 - 3)
06:28	23 MOORE I free throw fast break 1 - 2 made (3)	39-41	-2	
06:28	23 MOORE I free throw fast break 2 - 2 made (4)	40-41	-1	



Official Basketball Play by Play - 3rd Period
Virginia Tech at Notre Dame
02/05/26 Purcell Pavilion at the Joyce Center, South Bend, IN
2025-26 Women's Basketball

Game Time: 7:00 PM
Game Duration: 1:46
Attendance: 6,775

Officials: Katie Lukanich, In'Fini Robinson, Mark Resch

Game Time	ND	Score	Diff	VT
06:28				2 WELLS L substitution out
06:28				12 SUFFREN S substitution in
06:11				12 SUFFREN S 2pt FG in the paint, floating jump shot missed
06:08				0 FREELON K offensive rebound (11)
06:07	3 HIDALGO H steal (4)			0 FREELON K turnover lost ball (out of bounds) (5)
06:03	8 PROSPER C 2pt FG fast break from turnover in the paint, driving layup made (7)	42-41	1	
06:03	3 HIDALGO H assist (2)			
06:01				Timeout short
06:01	Timeout commercial			
05:47	3 HIDALGO H steal (5)			0 FREELON K turnover bad pass (6)
05:45	8 PROSPER C 2pt FG fast break from turnover in the paint, driving layup made (9)	44-41	3	
05:45	8 PROSPER C foul received (2)			0 FREELON K foul shooting (2 - 4)
05:45	8 PROSPER C free throw fast break 1 - 1 made (10)	45-41	4	
05:31	8 PROSPER C foul personal (4 - 1)			0 FREELON K foul received (3)
05:31	8 PROSPER C substitution out			
05:31	14 BRANSFORD K substitution in			
05:16		45-43	2	0 FREELON K 2pt FG in the paint, layup made (7)
05:16				3 NELSON M assist (5)
04:54	23 MOORE I 2pt FG outside the paint, pull up jump shot missed			
04:51				12 SUFFREN S defensive rebound (4)
04:47	2 DE JESUS V foul personal (2 - 2)			1 WENZEL C foul received (2)
04:47	Timeout commercial			
04:42		45-46	-1	10 BAKER C 3pt FG , jump shot made (10)
04:42				3 NELSON M assist (6)
04:18	3 HIDALGO H 2pt FG outside the paint, floating jump shot missed			
04:14				12 SUFFREN S defensive rebound (5)
04:02				1 WENZEL C 2pt FG in the paint, layup missed
04:01	defensive rebound (20)			
03:47	3 HIDALGO H 2pt FG in the paint, floating jump shot missed			
03:43				1 WENZEL C defensive rebound (5)
03:38	23 MOORE I steal (1)			10 BAKER C turnover bad pass (1)
03:21	30 SANCHEZ G 2pt FG from turnover in the paint, driving layup made (11)	47-46	1	
03:04				1 WENZEL C 2pt FG outside the paint, pull up jump shot missed
03:00	3 HIDALGO H defensive rebound (5)			
02:57	23 MOORE I 3pt FG , jump shot missed			
02:53				0 FREELON K defensive rebound (12)
02:29	23 MOORE I steal (2)			3 NELSON M turnover bad pass (6)
02:07	2 DE JESUS V 2pt FG from turnover outside the paint, pull up jump shot made (4)	49-46	3	
01:56				0 FREELON K 2pt FG in the paint, layup missed
01:51				3 NELSON M offensive rebound (3)
01:51	jump ball situation			
01:51				1 WENZEL C substitution out
01:51				21 DALEY M substitution in
01:48		49-49	0	10 BAKER C 3pt FG second chance, jump shot made (13)
01:48				21 DALEY M assist (1)
01:26	30 SANCHEZ G 3pt FG , jump shot made (14)	52-49	3	



Official Basketball Play by Play - 3rd Period
Virginia Tech at Notre Dame
02/05/26 Purcell Pavilion at the Joyce Center, South Bend, IN
2025-26 Women's Basketball

Game Time: 7:00 PM
Game Duration: 1:46
Attendance: 6,775

Officials: Katie Lukanich, In'Fini Robinson, Mark Resch

Game Time	ND	Score	Diff	VT
01:26	23 MOORE I assist (1)			
01:15	23 MOORE I steal (3)			3 NELSON M turnover lost ball (out of bounds) (7)
01:04	2 DE JESUS V 3pt FG from turnover, jump shot made (7)	55-49	6	
01:04	14 BRANSFORD K assist (1)			
01:03				Timeout short
01:03				3 NELSON M substitution out
01:03				1 WENZEL C substitution in
00:51				21 DALEY M 2pt FG in the paint, floating jump shot missed
00:48				0 FREELON K offensive rebound (13)
00:47				0 FREELON K turnover travel (7)
00:35	30 SANCHEZ G 3pt FG from turnover, jump shot missed			
00:31				12 SUFFREN S defensive rebound (6)
00:27		55-51	4	10 BAKER C 2pt FG fast break outside the paint, jump shot made (15)
00:02	14 BRANSFORD K 3pt FG , jump shot missed			
00:00				1 WENZEL C defensive rebound (6)
END OF PERIOD				
ND 55-51 VT				



Officials: Katie Lukanich, In'Fini Robinson, Mark Resch

Virginia Tech - 15

NO.	Name		Min	FG		3P		FT		Rebounds			Fouls		TP	AS	TO	ST	Blocks		+/-
				M-A	M-A	M-A	M-A	OR	DR	TOT	PF	FD							BS	BA	
0	Kilah Freelon	F	10:00	1-2	0-0	0-0	0-0	4	3	7	1	1	2	0	5	0	0	0	0	0	-10
10	Carys Baker	F	10:00	4-5	3-4	0-0	0-0	0	2	2	1	0	11	0	1	0	0	0	0	0	-10
1	Carleigh Wenzel	G	09:12	1-5	0-0	0-0	0-0	1	2	3	1	1	2	0	0	0	0	0	0	0	-7
2	Leila Wells	G	03:32	0-0	0-0	0-0	0-0	0	0	0	1	0	0	0	1	0	0	0	0	0	-5
3	Mackenzie Nelson	G	08:57	0-1	0-0	0-0	0-0	1	0	1	0	0	0	3	3	0	0	0	0	0	-12
12	Samyha Suffren		06:28	0-1	0-0	0-0	0-0	0	3	3	0	0	0	0	0	0	0	0	0	0	-5
21	Mel Daley		01:51	0-1	0-0	0-0	0-0	0	0	0	0	0	0	1	0	0	0	0	0	0	-1
Team								0	0	0	0		0			0					
Totals				6-15	3-4	0-0		6	10	16	4	2	15	4	10	0	0	0	0	0	-10

Shooting By Period		
3 rd FG%	6-15	40.0%
3PT%	3-4	75.0%
FT%	0-0	0%
GM FG%	6-15	40.0%
3PT%	3-4	75.0%
FT%	0-0	0.0%

Dead Ball Rebounds: 0, 0

Major Fouls: NONE

Notre Dame - 25

NO.	Name		Min	FG		3P		FT		Rebounds			Fouls		TP	AS	TO	ST	Blocks		+/-
				M-A	M-A	M-A	M-A	OR	DR	TOT	PF	FD							BS	BA	
30	Gisela Sanchez	F	10:00	3-4	2-3	0-0	0-0	0	0	0	0	0	8	1	0	0	0	0	0	0	10
2	Vanessa de Jesus	G	10:00	2-4	1-2	0-0	0-0	0	0	0	1	0	5	1	0	1	0	0	0	0	10
3	Hannah Hidalgo	G	10:00	0-4	0-0	0-0	0-0	0	2	2	0	1	0	2	0	3	0	0	0	0	10
8	Cassandre Prosper	G	04:29	4-4	0-0	2-3	0-0	0	0	0	1	2	10	0	0	0	0	0	0	0	10
23	Iyana Moore	G	10:00	0-2	0-1	2-2	1-0	1	0	1	0	1	2	1	0	3	0	0	0	0	10
14	KK Bransford		05:31	0-1	0-1	0-0	0-0	0	0	0	0	0	0	1	0	0	0	0	0	0	0
Team								0	1	1	0		0			0					
Totals				9-19	3-7	4-5		1	3	4	2	4	25	6	0	7	0	0	0	0	10

Shooting By Period		
3 rd FG%	9-19	47.4%
3PT%	3-7	42.9%
FT%	4-5	80%
GM FG%	9-19	47.4%
3PT%	3-7	42.9%
FT%	4-5	80.0%

Dead Ball Rebounds: 0, 0

Major Fouls: NONE

	VT	ND
Biggest lead	8 (3 rd 9:30)	6 (3 rd 1:04)
Best Scoring Run	5 (3 rd 4:42)	11 (3 rd 5:45)
Lead Changes	3	
Times Tied	1	
Time with Lead	05:09	04:20

Points from	VT	ND
Turnovers	0	19
Paint	4	8
Second Chance	3	2
Fast Breaks	2	9
Bench	0	0

Period by Period Scoring					
	1st	2nd	3rd	4th	TOT
VT	21	15	15	19	70
ND	14	16	25	25	80



Official Basketball Play by Play - 4th Period
Virginia Tech at Notre Dame
02/05/26 Purcell Pavilion at the Joyce Center, South Bend, IN
2025-26 Women's Basketball

Game Time: 7:00 PM
Game Duration: 1:46
Attendance: 6,775

Officials: Katie Lukanich, In'Fini Robinson, Mark Resch

Quarter 4

Quarter Starters:

ND	2 de Jesus V	3 Hidalgo H	14 Bransford K	23 Moore I	30 Sanchez G
VT	1 Wenzel C	10 Baker C	12 Suffren S	21 Daley M	34 Petersen K

Game Time	ND	Score	Diff	VT
10:00				0 FREELON K substitution out
10:00				34 PETERSEN K substitution in
09:46	2 DE JESUS V foul received (1)			21 DALEY M foul personal (1 - 1)
09:38	3 HIDALGO H 2pt FG in the paint, floating jump shot blocked			
09:38				34 PETERSEN K block (1)
09:37				12 SUFFREN S defensive rebound (7)
09:25	jump ball situation			
09:21		55-54	1	10 BAKER C 3pt FG , jump shot made (18)
09:21				34 PETERSEN K assist (1)
09:02	23 MOORE I 3pt FG , jump shot made (7)	58-54	4	
09:02	2 DE JESUS V assist (4)			
08:39		58-56	2	21 DALEY M 2pt FG outside the paint, floating jump shot made (4)
08:23	14 BRANSFORD K 3pt FG , jump shot made (9)	61-56	5	
08:23	3 HIDALGO H assist (3)			
08:06				21 DALEY M 2pt FG outside the paint, pull up jump shot missed
08:02				12 SUFFREN S offensive rebound (8)
07:57		61-58	3	1 WENZEL C 2pt FG second chance outside the paint, floating jump shot made (17)
07:35	14 BRANSFORD K 2pt FG in the paint, driving layup made (11)	63-58	5	
07:06		63-61	2	10 BAKER C 3pt FG , jump shot made (21)
07:06				1 WENZEL C assist (2)
06:50	23 MOORE I 3pt FG , jump shot made (10)	66-61	5	
06:50	2 DE JESUS V assist (5)			
06:28	30 SANCHEZ G foul shooting (2 - 1)			12 SUFFREN S foul received (1)
06:28		66-62	4	12 SUFFREN S free throw 1 - 2 made (4)
06:28		66-63	3	12 SUFFREN S free throw 2 - 2 made (5)
06:13	23 MOORE I 2pt FG outside the paint, jump shot missed			
06:10	14 BRANSFORD K offensive rebound (4)			
06:07	14 BRANSFORD K 2pt FG second chance in the paint, layup missed			
06:05				1 WENZEL C defensive rebound (7)
06:00		66-65	1	12 SUFFREN S 2pt FG in the paint, floating jump shot made (7)
06:00	2 DE JESUS V foul shooting (3 - 2)			12 SUFFREN S foul received (2)
06:00		66-66	0	12 SUFFREN S free throw 1 - 1 made (8)
05:45	14 BRANSFORD K turnover bad pass (1)			10 BAKER C steal (1)
05:38	2 DE JESUS V steal (2)			21 DALEY M turnover lost ball (out of bounds) (1)
05:25	3 HIDALGO H 2pt FG from turnover in the paint, floating jump shot missed			
05:22				10 BAKER C defensive rebound (7)
05:07				10 BAKER C 3pt FG , jump shot missed
05:04				21 DALEY M offensive rebound (3)
05:02				1 WENZEL C 3pt FG second chance, jump shot missed
04:59	30 SANCHEZ G defensive rebound (3)			



Official Basketball Play by Play - 4th Period
Virginia Tech at Notre Dame
02/05/26 Purcell Pavilion at the Joyce Center, South Bend, IN
2025-26 Women's Basketball

Game Time: 7:00 PM
Game Duration: 1:46
Attendance: 6,775

Officials: Katie Lukanich, In'Fin Robinson, Mark Resch

Game Time	ND	Score	Diff	VT
04:54	Timeout commercial			
04:54	Timeout short			
04:54	14 BRANSFORD K substitution out			
04:54	8 PROSPER C substitution in			
04:54				1 WENZEL C substitution out
04:54				3 NELSON M substitution in
04:36	8 PROSPER C turnover lost ball (out of bounds) (4)			
04:36				21 DALEY M substitution out
04:36				1 WENZEL C substitution in
04:21				3 NELSON M 3pt FG from turnover, jump shot missed
04:18				12 SUFFREN S offensive rebound (9)
04:02	30 SANCHEZ G foul shooting (3 - 3)			1 WENZEL C foul received (3)
04:02	30 SANCHEZ G substitution out			
04:02	14 BRANSFORD K substitution in			
04:02		66-67	-1	1 WENZEL C free throw 1 - 2 made (18)
04:02		66-68	-2	1 WENZEL C free throw 2 - 2 made (19)
03:41	8 PROSPER C 2pt FG in the paint, layup made (12)	68-68	0	
03:41	14 BRANSFORD K assist (2)			
03:17				12 SUFFREN S 2pt FG outside the paint, jump shot missed
03:14	3 HIDALGO H defensive rebound (6)			
03:05	8 PROSPER C 2pt FG outside the paint, jump shot made (14)	70-68	2	
03:05	3 HIDALGO H assist (4)			
02:40				12 SUFFREN S 2pt FG in the paint, jump shot missed
02:36	23 MOORE I defensive rebound (3)			
02:13	3 HIDALGO H 2pt FG in the paint, layup made (16)	72-68	4	
02:08				34 PETERSEN K substitution out
02:08				0 FREELON K substitution in
01:59	3 HIDALGO H steal (6)			0 FREELON K turnover lost ball (out of bounds) (8)
01:55	2 DE JESUS V 2pt FG fast break from turnover in the paint, layup made (9)	74-68	6	
01:55	3 HIDALGO H assist (5)			
01:55				Timeout short
01:39				1 WENZEL C 2pt FG in the paint, driving layup missed
01:38	3 HIDALGO H defensive rebound (7)			
01:38	3 HIDALGO H foul received (8)			0 FREELON K foul personal (3 - 2)
01:13	3 HIDALGO H turnover bad pass (1)			0 FREELON K steal (1)
01:07				3 NELSON M 2pt FG from turnover in the paint, driving layup blocked
01:07	2 DE JESUS V block (1)			
01:07				offensive rebound (45)
01:03				1 WENZEL C 3pt FG from turnover second chance, jump shot missed
01:01	14 BRANSFORD K defensive rebound (5)			
00:59	3 HIDALGO H foul received (9)			1 WENZEL C foul personal (2 - 3)
00:53	8 PROSPER C foul received (3)			3 NELSON M foul personal (3 - 4)
00:51	2 DE JESUS V foul received (2)			3 NELSON M foul personal (4 - 5)
00:51	2 DE JESUS V free throw 1 - 2 made (10)	75-68	7	
00:51	2 DE JESUS V free throw 2 - 2 made (11)	76-68	8	
00:46		76-70	6	0 FREELON K 2pt FG fast break in the paint, layup made (9)



Official Basketball Play by Play - 4th Period
Virginia Tech at Notre Dame
02/05/26 Purcell Pavilion at the Joyce Center, South Bend, IN
2025-26 Women's Basketball

Game Time: 7:00 PM
Game Duration: 1:46
Attendance: 6,775

Officials: Katie Lukanich, In'Fini Robinson, Mark Resch

Game Time	ND	Score	Diff	VT
00:46				3 NELSON M assist (7)
00:39	23 MOORE I foul received (2)			1 WENZEL C foul personal (3 - 6)
00:39	23 MOORE I free throw 1 - 2 made (11)	77-70	7	
00:39	23 MOORE I free throw 2 - 2 made (12)	78-70	8	
00:31				3 NELSON M 3pt FG , jump shot missed
00:28	14 BRANSFORD K defensive rebound (6)			
00:27	23 MOORE I foul received (3)			12 SUFFREN S foul personal (3 - 7)
00:27	23 MOORE I free throw 1 - 2 made (13)	79-70	9	
00:27	23 MOORE I free throw 2 - 2 made (14)	80-70	10	
00:16				1 WENZEL C 2pt FG in the paint, jump shot missed
00:13	8 PROSPER C defensive rebound (3)			
END OF GAME				
ND 80-70 VT				



Officials: Katie Lukanich, In'Fini Robinson, Mark Resch

Virginia Tech - 19

NO.	Name		Min	FG	3P	FT	Rebounds			Fouls		TP	AS	TO	ST	Blocks		+/-
				M-A	M-A	M-A	OR	DR	TOT	PF	FD					BS	BA	
0	Kilah Freelon	F	02:08	1-1	0-0	0-0	0	0	0	1	0	2	0	1	1	0	0	-6
10	Carys Baker	F	10:00	2-3	2-3	0-0	0	1	1	0	0	6	0	0	1	0	0	-6
1	Carleigh Wenzel	G	09:42	1-5	0-2	2-2	0	1	1	2	1	4	1	0	0	0	0	-6
2	Leila Wells	G	00:00	0-0	0-0	0-0	0	0	0	0	0	0	0	0	0	0	0	0
3	Mackenzie Nelson	G	04:54	0-3	0-2	0-0	0	0	0	2	0	0	1	0	0	0	1	-10
12	Samyha Suffren		10:00	1-3	0-0	3-3	2	1	3	1	2	5	0	0	0	0	0	-6
21	Mel Daley		05:24	1-2	0-0	0-0	1	0	1	1	0	2	0	1	0	0	0	4
34	Kayl Petersen		07:52	0-0	0-0	0-0	0	0	0	0	0	0	1	0	0	1	0	0
Team							1	0	1	0		0		0				
Totals				6-17	2-7	5-5	4	3	7	7	3	19	3	2	2	1	1	-6

Shooting By Period			
4 th FG%	6-17	35.3%	
3PT%	2-7	28.6%	
FT%	5-5	100%	
GM FG%	6-17	35.3%	
3PT%	2-7	28.6%	
FT%	5-5	100.0%	

Dead Ball Rebounds: 0, 0

Major Fouls: NONE

Notre Dame - 25

NO.	Name		Min	FG	3P	FT	Rebounds			Fouls		TP	AS	TO	ST	Blocks		+/-
				M-A	M-A	M-A	OR	DR	TOT	PF	FD					BS	BA	
30	Gisela Sanchez	F	05:58	0-0	0-0	0-0	0	1	1	2	0	0	0	0	0	0	0	-4
2	Vanessa de Jesus	G	10:00	1-1	0-0	2-2	0	0	0	1	2	4	2	0	1	1	0	6
3	Hannah Hidalgo	G	10:00	1-3	0-0	0-0	0	2	2	0	2	2	3	1	1	0	1	6
8	Cassandre Prosper	G	04:54	2-2	0-0	0-0	0	1	1	0	1	4	0	1	0	0	0	10
23	Iyana Moore	G	10:00	2-3	2-2	4-4	0	1	1	0	2	10	0	0	0	0	0	6
14	KK Bransford		09:08	2-3	1-1	0-0	1	2	3	0	0	5	1	1	0	0	0	6
Team							0	0	0	0		0		0				
Totals				8-12	3-3	6-6	1	7	8	3	7	25	6	3	2	1	1	6

Shooting By Period			
4 th FG%	8-12	66.7%	
3PT%	3-3	100.0%	
FT%	6-6	100%	
GM FG%	8-12	66.7%	
3PT%	3-3	100.0%	
FT%	6-6	100.0%	

Dead Ball Rebounds: 0, 0

Major Fouls: NONE

	VT	ND
Biggest lead	2 (4 th 4:02)	10 (4 th 0:27)
Best Scoring Run	7 (4 th 4:02)	10 (4 th 0:51)
Lead Changes	2	
Times Tied	2	
Time with Lead	00:21	06:43

Points from	VT	ND
Turnovers	2	2
Paint	4	8
Second Chance	4	0
Fast Breaks	2	2
Bench	7	5

Period by Period Scoring					
	1st	2nd	3rd	4th	TOT
VT	21	15	15	19	70
ND	14	16	25	25	80



Officials: Katie Lukanich, In'Fini Robinson, Mark Resch

Virginia Tech - 34

NO.	Name		Min	FG	3P	FT	Rebounds			Fouls		TP	AS	TO	ST	Blocks		+/-
				M-A	M-A	M-A	OR	DR	TOT	PF	FD					BS	BA	
0	Kilah Freelon	F	12:08	2-3	0-0	0-0	4	3	7	2	1	4	0	6	1	0	0	-16
10	Carys Baker	F	20:00	6-8	5-7	0-0	0	3	3	1	0	17	0	1	1	0	0	-16
1	Carleigh Wenzel	G	18:54	2-10	0-2	2-2	1	3	4	3	2	6	1	0	0	0	0	-13
2	Leila Wells	G	03:32	0-0	0-0	0-0	0	0	0	1	0	0	0	1	0	0	0	-5
3	Mackenzie Nelson	G	13:51	0-4	0-2	0-0	1	0	1	2	0	0	4	3	0	0	1	-22
12	Samyha Suffren		16:28	1-4	0-0	3-3	2	4	6	1	2	5	0	0	0	0	0	-11
21	Mel Daley		07:15	1-3	0-0	0-0	1	0	1	1	0	2	1	1	0	0	0	3
34	Kayl Petersen		07:52	0-0	0-0	0-0	0	0	0	0	0	0	1	0	0	1	0	0
Team							1	0	1	0		0		0				
Totals				12-32	5-11	5-5	10	13	23	11	5	34	7	12	2	1	1	-16

Shooting By Period		
3 rd FG%	6-15	40.0%
3PT%	3-4	75.0%
FT%	0-0	0%
4 th FG%	6-17	35.3%
3PT%	2-7	28.6%
FT%	5-5	100%
GM FG%	12-32	37.5%
3PT%	5-11	45.5%
FT%	5-5	100.0%

Dead Ball Rebounds: 0, 0

Major Fouls: NONE

Notre Dame - 50

NO.	Name		Min	FG	3P	FT	Rebounds			Fouls		TP	AS	TO	ST	Blocks		+/-
				M-A	M-A	M-A	OR	DR	TOT	PF	FD					BS	BA	
30	Gisela Sanchez	F	15:58	3-4	2-3	0-0	0	1	1	2	0	8	1	0	0	0	0	6
2	Vanessa de Jesus	G	20:00	3-5	1-2	2-2	0	0	0	2	2	9	3	0	2	1	0	16
3	Hannah Hidalgo	G	20:00	1-7	0-0	0-0	0	4	4	0	3	2	5	1	4	0	1	16
8	Cassandre Prosper	G	09:23	6-6	0-0	2-3	0	1	1	1	3	14	0	1	0	0	0	20
23	Iyana Moore	G	20:00	2-5	2-3	6-6	1	1	2	0	3	12	1	0	3	0	0	16
14	KK Bransford		14:39	2-4	1-2	0-0	1	2	3	0	0	5	2	1	0	0	0	6
Team							0	1	1	0		0		0				
Totals				17-31	6-10	10-11	2	10	12	5	11	50	12	3	9	1	1	16

Shooting By Period		
3 rd FG%	9-19	47.4%
3PT%	3-7	42.9%
FT%	4-5	80%
4 th FG%	8-12	66.7%
3PT%	3-3	100.0%
FT%	6-6	100%
GM FG%	17-31	54.8%
3PT%	6-10	60.0%
FT%	10-11	90.9%

Dead Ball Rebounds: 0, 0

Major Fouls: NONE

	VT	ND
Biggest lead	8 (3 rd 9:30)	10 (4 th 0:27)
Best Scoring Run	7 (4 th 4:02)	11 (3 rd 5:45)
Lead Changes	5	
Times Tied	3	
Time with Lead	05:30	11:25

Points from	VT	ND
Turnovers	2	21
Paint	8	16
Second Chance	7	2
Fast Breaks	4	11
Bench	7	5

Period by Period Scoring					
	1st	2nd	3rd	4th	TOT
VT	21	15	15	19	70
ND	14	16	25	25	80

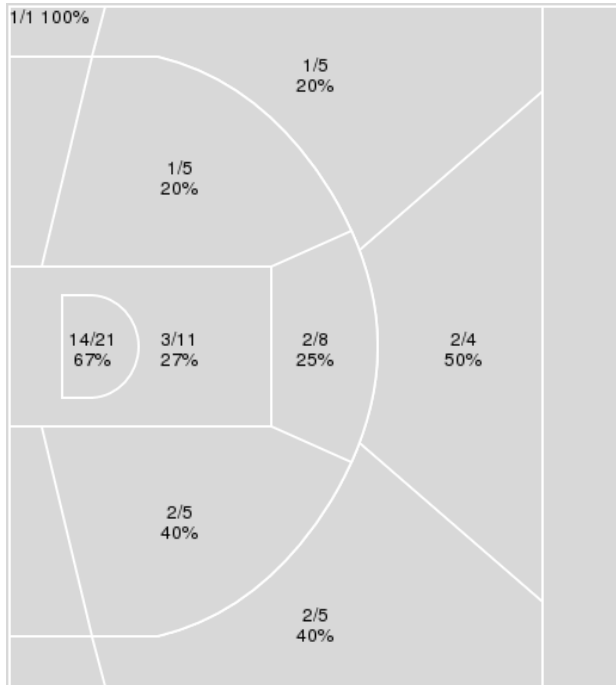


Officials: Katie Lukanich, In'Fini Robinson, Mark Resch

Players => All; FG Types => All ; Results => All ;


Players => All; FG Types => All ; Results => All ;

Notre Dame



Notre Dame	M/A	%
Field Goals	28/65	43
2 Points	22/50	44
3 Points	6/15	40
Free Throws	18/19	95

Virginia Tech



Virginia Tech	M/A	%
Field Goals	26/61	43
2 Points	16/37	43
3 Points	10/24	42
Free Throws	8/11	73



Officials: Katie Lukanich, In'Fini Robinson, Mark Resch

Virginia Tech

No	Name	Mins		Score		Points Diff		Points per Min		Assists		Rebounds		Steals		Turnovers	
		On	Off	On	Off	On	Off	On	Off	On	Off	On	Off	On	Off	On	Off
0	Kilah Freelon	28:22	11:38	49-57	21-23	-8	-2	1.73	1.81	12	3	35	10	3	1	17	4
1	Carleigh Wenzel	36:56	03:04	65-74	5-6	-9	-1	1.76	1.63	14	1	42	3	4	0	19	2
2	Leila Wells	19:11	20:49	35-34	35-46	1	-11	1.82	1.68	7	8	22	23	2	2	10	11
3	Mackenzie Nelson	29:05	10:55	48-67	22-13	-19	9	1.65	2.01	12	3	29	16	2	2	17	4
10	Carys Baker	38:29	01:31	69-80	1-0	-11	1	1.79	0.66	15	0	43	2	4	0	21	0
12	Samyha Suffren	20:49	19:11	35-46	35-34	-11	1	1.68	1.82	8	7	23	22	2	2	11	10
21	Mel Daley	13:59	26:01	27-19	43-61	8	-18	1.93	1.65	4	11	19	26	2	2	6	15
34	Kayl Petersen	13:09	26:51	22-23	48-57	-1	-9	1.67	1.79	3	12	12	33	1	3	4	17

Notre Dame

No	Name	Mins		Score		Points Diff		Points per Min		Assists		Rebounds		Steals		Turnovers	
		On	Off	On	Off	On	Off	On	Off	On	Off	On	Off	On	Off	On	Off
2	Vanessa de Jesus	40:00	00:00	80-70	0-0	10	0	2.00	0.00	14	0	29	0	14	0	7	0
3	Hannah Hidalgo	38:59	01:01	80-70	0-0	10	0	2.05	0.00	14	0	27	2	14	0	7	0
8	Cassandra Prosper	17:14	22:46	37-20	43-50	17	-7	2.15	1.89	7	7	16	13	8	6	5	2
14	KK Bransford	30:23	09:37	63-56	17-14	7	3	2.07	1.77	10	4	23	6	9	5	4	3
23	Iyana Moore	40:00	00:00	80-70	0-0	10	0	2.00	0.00	14	0	29	0	14	0	7	0
30	Gisela Sanchez	33:24	06:36	60-64	20-6	-4	14	1.80	3.03	11	3	21	8	11	3	5	2

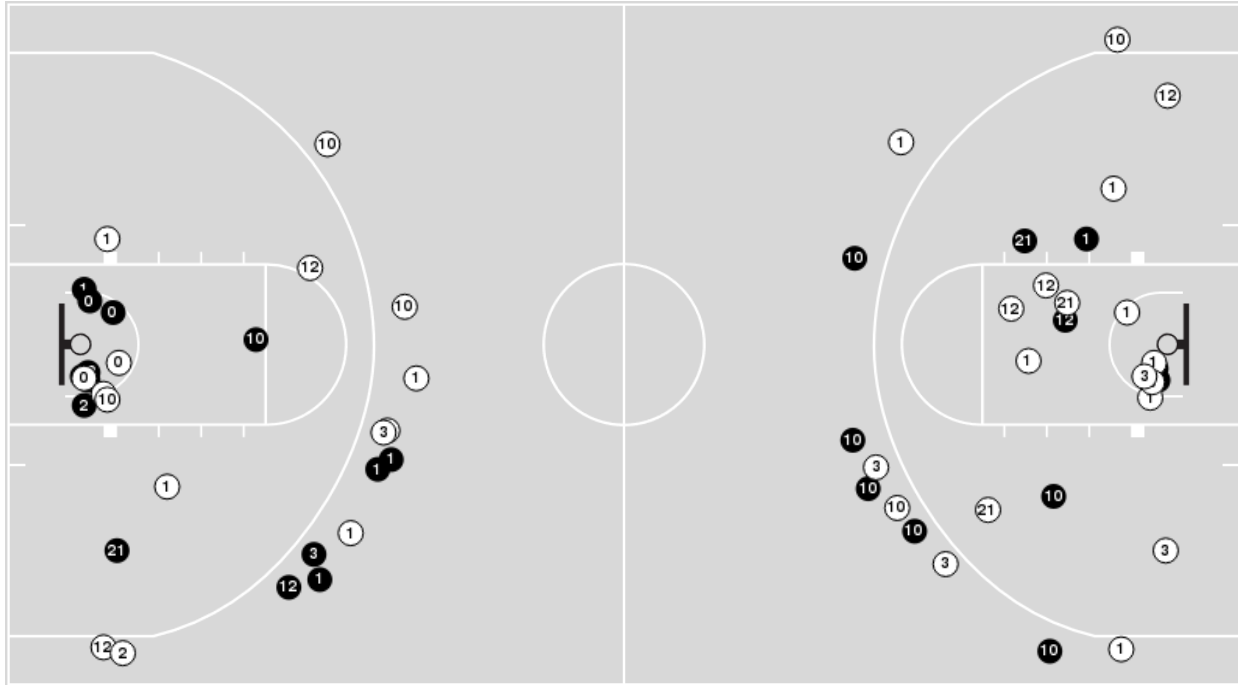


Officials: Katie Lukanich, In'Fini Robinson, Mark Resch

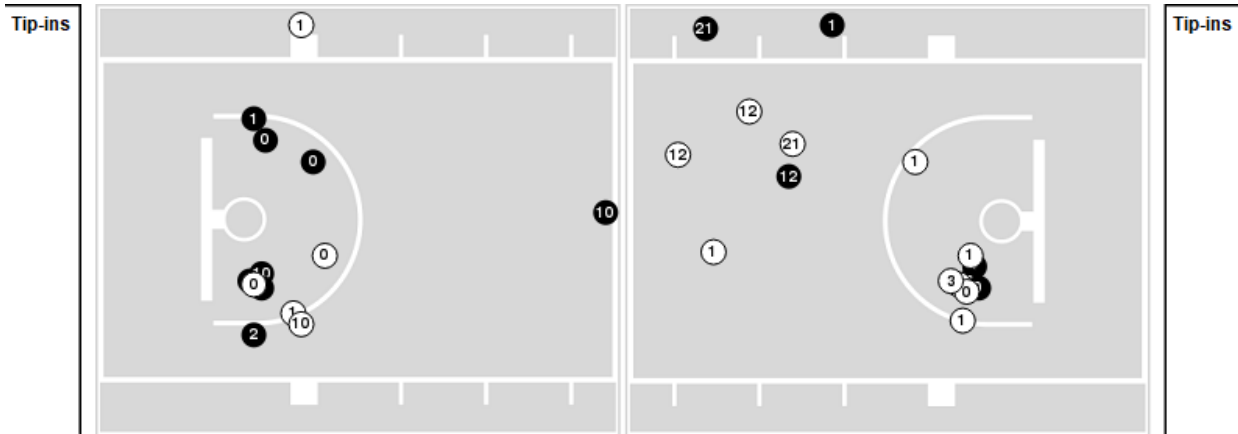
Players ==> All ; FG Types ==> All ; Results ==> All ;

Virginia Tech

All Field Goals



Shots in the Paint



● Made ○ Missed N - Player Number

Virginia Tech	M/A	%
Field Goals	26/61	43
2 Points	16/37	43
3 Points	10/24	42
Free Throws	8/11	73

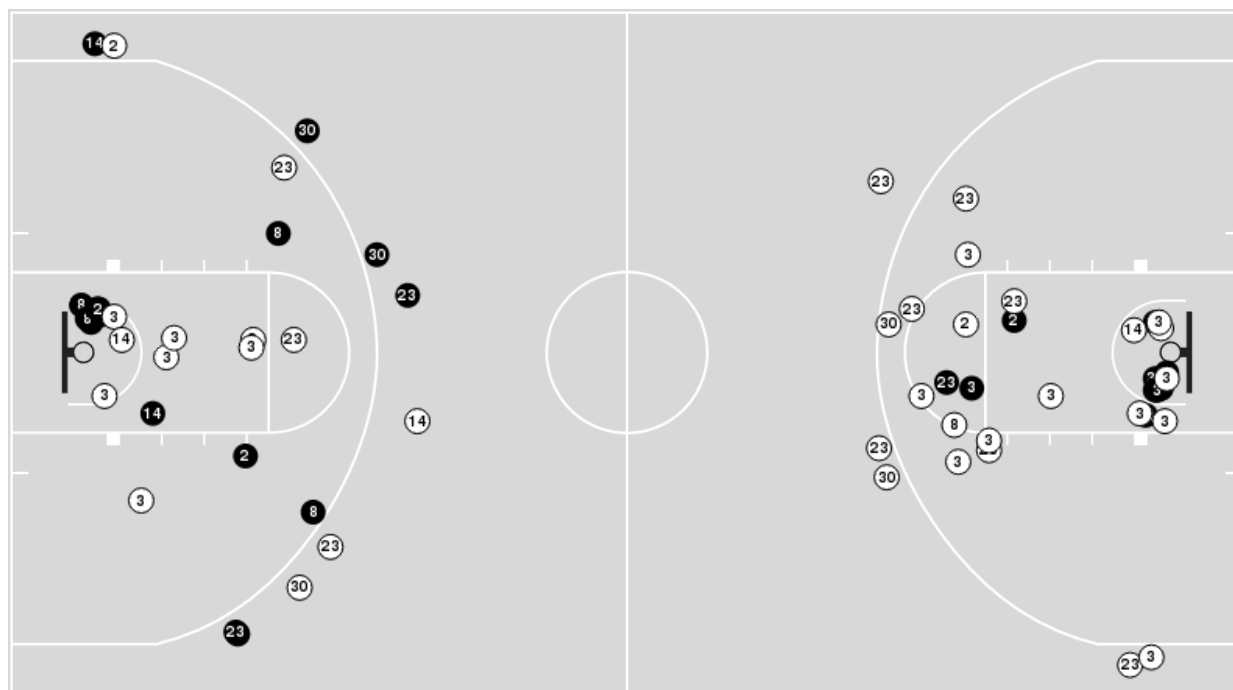
Virginia Tech	M/A	%
Points in the Paint	24 (12/26)	46
Fast Break Points	7 (3/3)	100
Second Chance Points	9 (5/10)	50
Effective FG%	51	

Officials: Katie Lukanich, In'Fini Robinson, Mark Resch

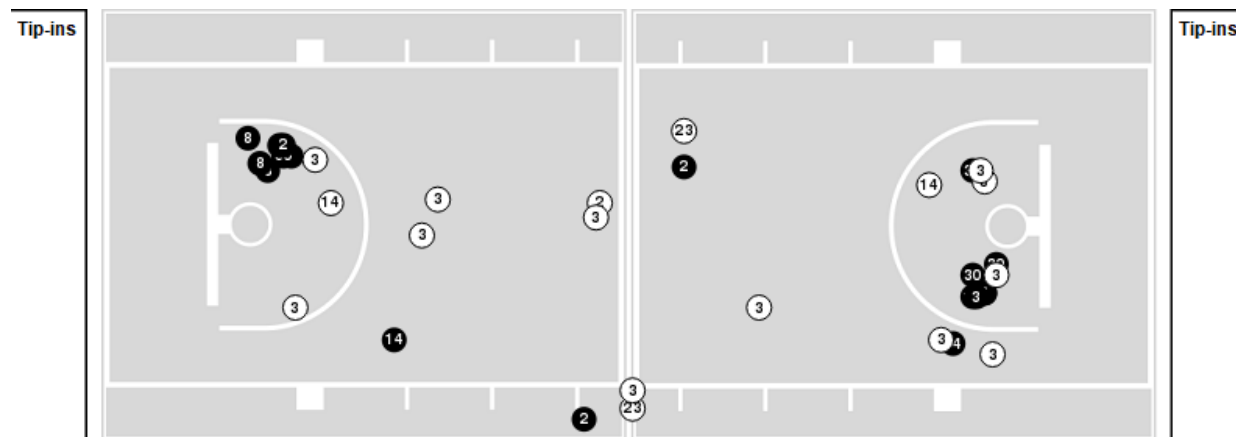
Players => All ; FG Types => All ; Results => All ;

Notre Dame

All Field Goals



Shots in the Paint



● Made ○ Missed N - Player Number

Notre Dame	M/A	%
Field Goals	28/65	43
2 Points	22/50	44
3 Points	6/15	40
Free Throws	18/19	95

Notre Dame	M/A	%
Points in the Paint	34 (17/32)	53
Fast Break Points	17 (11/11)	100
Second Chance Points	4 (3/7)	43
Effective FG%	48	



Virginia Tech at Notre Dame

02/05/26 Purcell Pavilion at the Joyce Center, South Bend, IN
2025-26 Women's Basketball

Game Time: 7:00 PM

Game Duration: 1:46

Attendance: 6,775

Officials: Katie Lukanich, In'Fini Robinson, Mark Resch

Virginia Tech

Lineup	Quarter On	Time On	Quarter Off	Time Off	Time on Court	Score	Score Diff	Reb	Stl	Tov	Ass	PPP
0- Freelon K/ 1- Wenzel C/ 2- Wells L/ 3- Nelson M/ 10- Baker C/	1	10:00	1	05:38	04:22	8-8	0	5	1	3	2	0.9009
0- Freelon K/ 1- Wenzel C/ 3- Nelson M/ 10- Baker C/ 12- Suffren S/	1	05:38	1	04:31	01:07	4-2	2	1	0	0	1	1.3889
0- Freelon K/ 1- Wenzel C/ 2- Wells L/ 3- Nelson M/ 10- Baker C/	1	04:31	1	02:15	02:16	8-4	4	2	0	0	2	2.6667
0- Freelon K/ 1- Wenzel C/ 2- Wells L/ 21- Daley M/ 34- Petersen K/	1	02:15	1	00:43	01:31	1-0	1	2	0	0	0	0.3472
2- Wells L/ 3- Nelson M/ 10- Baker C/ 21- Daley M/ 34- Petersen K/	1	00:43	2	08:46	01:57	2-0	2	3	0	1	0	0.6667
1- Wenzel C/ 2- Wells L/ 3- Nelson M/ 10- Baker C/ 34- Petersen K/	2	08:46	2	06:58	01:48	2-6	-4	1	0	2	1	0.5000
0- Freelon K/ 1- Wenzel C/ 2- Wells L/ 3- Nelson M/ 10- Baker C/	2	06:58	2	04:17	02:41	7-6	1	1	0	0	1	1.4000
0- Freelon K/ 1- Wenzel C/ 3- Nelson M/ 10- Baker C/ 12- Suffren S/	2	04:17	2	03:15	01:02	0-2	-2	1	0	1	0	0.0000
0- Freelon K/ 1- Wenzel C/ 10- Baker C/ 12- Suffren S/ 21- Daley M/	2	03:15	2	01:03	02:12	2-2	0	5	0	2	1	0.5000
0- Freelon K/ 1- Wenzel C/ 2- Wells L/ 10- Baker C/ 21- Daley M/	2	01:03	3	10:00	01:03	2-0	2	1	1	0	0	2.0000
0- Freelon K/ 1- Wenzel C/ 2- Wells L/ 3- Nelson M/ 10- Baker C/	3	10:00	3	06:28	03:32	5-10	-5	7	0	4	1	0.7143
0- Freelon K/ 1- Wenzel C/ 3- Nelson M/ 10- Baker C/ 12- Suffren S/	3	06:28	3	01:51	04:37	5-9	-4	6	0	4	2	0.6250
0- Freelon K/ 3- Nelson M/ 10- Baker C/ 12- Suffren S/ 21- Daley M/	3	01:51	3	01:03	00:48	3-6	-3	0	0	1	1	1.5000
0- Freelon K/ 1- Wenzel C/ 10- Baker C/ 12- Suffren S/ 21- Daley M/	3	01:03	4	10:00	01:03	2-0	2	3	0	1	0	1.0000
1- Wenzel C/ 10- Baker C/ 12- Suffren S/ 21- Daley M/ 34- Petersen K/	4	10:00	4	04:54	05:06	15-11	4	5	1	1	2	1.8029
3- Nelson M/ 10- Baker C/ 12- Suffren S/ 21- Daley M/ 34- Petersen K/	4	04:54	4	04:36	00:18	0-0	0	0	0	0	0	0.0000
1- Wenzel C/ 3- Nelson M/ 10- Baker C/ 12- Suffren S/ 34- Petersen K/	4	04:36	4	02:08	02:28	2-6	-4	1	0	0	0	0.6944
0- Freelon K/ 1- Wenzel C/ 3- Nelson M/ 10- Baker C/ 12- Suffren S/	4	02:08	4	00:00	02:08	2-8	-6	1	1	1	1	0.3333



Official Basketball Rotations Summary - Final
Virginia Tech at Notre Dame
02/05/26 Purcell Pavilion at the Joyce Center, South Bend, IN
2025-26 Women's Basketball

Game Time: 7:00 PM
Game Duration: 1:46
Attendance: 6,775

Officials: Katie Lukanich, In'Fini Robinson, Mark Resch

Notre Dame

Lineup	Quarter On	Time On	Quarter Off	Time Off	Time on Court	Score	Score Diff	Reb	Stl	Tov	Ass	PPP
2- de Jesus V/ 3- Hidalgo H/ 8- Prosper C/ 23- Moore I/ 30- Sanchez G/	1	10:00	1	06:58	03:02	2-8	-6	3	1	1	0	0.4000
2- de Jesus V/ 3- Hidalgo H/ 8- Prosper C/ 14- Bransford K/ 23- Moore I/	1	06:58	1	05:38	01:20	6-0	6	1	2	0	0	1.5464
2- de Jesus V/ 3- Hidalgo H/ 14- Bransford K/ 23- Moore I/ 30- Sanchez G/	1	05:38	1	02:15	03:23	6-12	-6	2	0	0	2	1.0204
2- de Jesus V/ 3- Hidalgo H/ 8- Prosper C/ 23- Moore I/ 30- Sanchez G/	1	02:15	1	01:01	01:14	0-1	-1	1	0	1	0	0.0000
2- de Jesus V/ 8- Prosper C/ 14- Bransford K/ 23- Moore I/ 30- Sanchez G/	1	01:01	2	10:00	01:01	0-0	0	2	0	0	0	0.0000
2- de Jesus V/ 3- Hidalgo H/ 8- Prosper C/ 14- Bransford K/ 23- Moore I/	2	10:00	2	08:46	01:14	0-2	-2	1	0	1	0	0.0000
2- de Jesus V/ 3- Hidalgo H/ 14- Bransford K/ 23- Moore I/ 30- Sanchez G/	2	08:46	3	10:00	08:46	16-13	3	7	2	1	0	1.0152
2- de Jesus V/ 3- Hidalgo H/ 8- Prosper C/ 23- Moore I/ 30- Sanchez G/	3	10:00	3	05:31	04:29	15-5	10	2	4	0	4	1.4706
2- de Jesus V/ 3- Hidalgo H/ 14- Bransford K/ 23- Moore I/ 30- Sanchez G/	3	05:31	4	04:54	10:37	21-25	-4	4	4	1	5	1.1667
2- de Jesus V/ 3- Hidalgo H/ 8- Prosper C/ 23- Moore I/ 30- Sanchez G/	4	04:54	4	04:02	00:52	0-0	0	0	0	1	0	0.0000
2- de Jesus V/ 3- Hidalgo H/ 8- Prosper C/ 14- Bransford K/ 23- Moore I/	4	04:02	4	00:00	04:02	14-4	10	6	1	1	3	1.8325



Officials: Katie Lukanich, In'Fini Robinson, Mark Resch

Virginia Tech

Lineup	Time	Score	Score Diff	Pts/Min	Reb	Stl	Tov	Ass	PPP
0- Freelon K/ 1- Wenzel C/ 2- Wells L/ 3- Nelson M/ 10- Baker C/	12:51	28-28	0	2.1790	15	1	7	6	1.1725
0- Freelon K/ 1- Wenzel C/ 3- Nelson M/ 10- Baker C/ 12- Suffren S/	08:54	11-21	-10	1.2360	9	1	6	4	0.5826
1- Wenzel C/ 10- Baker C/ 12- Suffren S/ 21- Daley M/ 34- Petersen K/	05:06	15-11	4	2.9412	5	1	1	2	1.8029
0- Freelon K/ 1- Wenzel C/ 10- Baker C/ 12- Suffren S/ 21- Daley M/	03:15	4-2	2	1.2308	8	0	3	1	0.6667
1- Wenzel C/ 3- Nelson M/ 10- Baker C/ 12- Suffren S/ 34- Petersen K/	02:28	2-6	-4	0.8108	1	0	0	0	0.6944
2- Wells L/ 3- Nelson M/ 10- Baker C/ 21- Daley M/ 34- Petersen K/	01:57	2-0	2	1.0195	3	0	1	0	0.6667
1- Wenzel C/ 2- Wells L/ 3- Nelson M/ 10- Baker C/ 34- Petersen K/	01:48	2-6	-4	1.1111	1	0	2	1	0.5000
0- Freelon K/ 1- Wenzel C/ 2- Wells L/ 21- Daley M/ 34- Petersen K/	01:31	1-0	1	0.6572	2	0	0	0	0.3472
0- Freelon K/ 1- Wenzel C/ 2- Wells L/ 10- Baker C/ 21- Daley M/	01:03	2-0	2	1.9048	1	1	0	0	2.0000
0- Freelon K/ 3- Nelson M/ 10- Baker C/ 12- Suffren S/ 21- Daley M/	00:48	3-6	-3	3.7500	0	0	1	1	1.5000
3- Nelson M/ 10- Baker C/ 12- Suffren S/ 21- Daley M/ 34- Petersen K/	00:18	0-0	0	0.0000	0	0	0	0	0.0000



Officials: Katie Lukanich, In'Fini Robinson, Mark Resch

Notre Dame

Lineup	Time	Score	Score Diff	Pts/Min	Reb	Stl	Tov	Ass	PPP
2- de Jesus V/ 3- Hidalgo H/ 14- Bransford K/ 23- Moore I/ 30- Sanchez G/	22:46	43-50	-7	1.8887	13	6	2	7	1.0848
2- de Jesus V/ 3- Hidalgo H/ 8- Prosper C/ 23- Moore I/ 30- Sanchez G/	09:37	17-14	3	1.7678	6	5	3	4	0.9341
2- de Jesus V/ 3- Hidalgo H/ 8- Prosper C/ 14- Bransford K/ 23- Moore I/	06:36	20-6	14	3.0303	8	3	2	3	1.3774
2- de Jesus V/ 8- Prosper C/ 14- Bransford K/ 23- Moore I/ 30- Sanchez G/	01:01	0-0	0	0.0000	2	0	0	0	0.0000