



NOTRE DAME BASEBALL

2026 Season | Game Notes

FIGHTING IRISH
MEDIA
BASEBALL CONTACT

Sarah Miesle
smiesle@nd.edu
260-602-2466



GAME OVERVIEW

Date	Time (ET)	Opponent	Location	Probable Starters	Broadcast
Apr. 8	5:00 PM	Michigan State	Jake Kline Field - Frank Eck Stadium	RHP Chase Van Ameyde vs. RHP JD Greeley	ACC Network



NOTRE DAME (15-12, 6-9 ACC) vs MICHIGAN STATE (10-19, 5-10 BIG TEN)

Jake Kline Field at Frank Eck Stadium
Built: 1994 | Capacity: 2,500 | Surface: Artificial Turf
Dimensions: 330-400-330

Head Coaches

NOTRE DAME
SHAWN STIFFLER
GEORGE MASON '01
Record at School:
104-82 (4th Year)
Overall Record:
444-280 (14th Year)

MICHIGAN STATE
JAKE BOSS JR.
ALMA '93
Record at School:
479-427 (18th Year)
Overall Record:
504-461 (19th Year)

THE MATCHUP

- The Irish trail 61-83 in the all-time meetings between the two teams.
- Notre Dame is home for just their third midweek contest of the season to-date.
- The Irish look to bounce back from a series loss at NC State.
- Michigan State is coming off of a series loss at Northwestern over the weekend.
- Michigan State is one of nine teams the Irish have faced 100 or more times in program history, joining Detroit Mercy (discontinued team), Indiana, Michigan, Northwestern, Purdue, Valparaiso, Western Michigan and Wisconsin in the century-plus club.

BY THE NUMBERS

.300+	The Irish have seven players hitting .300 or above, led by Mark Quatrani's .361 batting average.
38	Jack Radel retired 38 consecutive batters spanning from the third inning against FAU to the sixth inning against Alabama A&M.
16	The team features 16 returners from the 2025 Notre Dame squad that put together a 16-2 record to close out the regular season last spring.
12	The Irish collected 12 two-out RBIs in their series win at Duke.
12	The squad features 12 true freshmen. Six of those 12 were ranked among the top two recruits in the Class of 2025 at their respective positions in their states.
10	Notre Dame scored 10 runs with two grand slams before recording an out in the 14-11 Friday win at Louisville.
9	Caden Crowell was ranked as No. 9 on the D1Baseball Freshman Impact List for 2026.
7	Seven transfer student-athletes joined the Irish for the 2026 season, including five graduate student-athletes.
6.0	Jack Radel threw 6.0 perfect innings with nine strikeouts on just 68 pitches against UCF.
6	The Irish have six players listed in the D1baseball.com Preseason rankings by position. Bino Watters (No. 19 first baseman), Jack Radel (No. 29 starting pitcher), Mark Quatrani (No. 49 catcher), Drew Berkland (No. 63 outfielder), Oisín Lee (No. 74 relief pitcher) and Davis Johnson (No. 132 outfielder).
3	A trio of Irish players earned All-Tournament Team honors at the Live Like Lou Jax Baseball Classic - Jack Radel, Mark Quatrani and Drew Berkland.
0.82	Jack Radel's 0.76 WHIP ranks ninth in the nation.

2026 Schedule Overview

Overall: 15-12 | ACC: 6-9

Home: 5-3 | Away: 7-7 | Neutral: 3-2

Date	Opponent	Broadcast	Time (ET)/Result
02.13	at Florida Atlantic	FAUSports	L, 1-7
02.14	at Florida Atlantic	FAUSports	W, 14-1
02.15	at Florida Atlantic	FAUSports	W, 7-1
02.20	vs. UCF#	D1Baseball	L, 2-4 (10 inn.)
02.21	vs. No. 2 LSU#	D1Baseball	L, 4-9
02.22	vs. Indiana#	D1Baseball	W, 9-8 (11 inn.)
02.27	vs. Alabama A&M^		W, 19-2 (7 inn.)
02.28	vs. UIC^		W, 14-3 (8 inn.)
03.01	at Tennessee Tech	ESPN+	W, 11-0 (8 inn.)
03.03	Eastern Michigan		W, 11-1 (8 inn.)
03.06	at Duke*	ACCNX	W, 10-4
03.07	at Duke*	ACCNX	L, 5-6
03.08	at Duke*	ACCNX	W, 2-0
03.10	at Queens (N.C.)	ESPN+	W, 11-6
03.13	at Louisville*	ACCNX	W, 14-11
03.14	at Louisville*	ACC Network	L, 7-8
03.15	at Louisville*	ACCNX	L, 12-21
03.17	Central Michigan		postponed
03.20	No. 19 Clemson*	ACCNX	W, 6-0
03.21	No. 19 Clemson*		W, 8-7
03.22	No. 19 Clemson*		W, 7-4
03.24	Western Michigan		W, 14-3 (7 inn.)
03.27	No. 13 North Carolina*	ACCNX	L, 5-6
03.28	No. 13 North Carolina*	ACCNX	L, 7-13
03.29	No. 13 North Carolina*	ACCNX	L, 10-15
04.02	at NC State*	ACCNX	L, 3-7
04.03	at NC State*	ACCNX	L, 3-7
04.04	at NC State*	ACCNX	L, 6-7
04.08	Michigan State	ACCN	5:00 p.m.
04.10	No. 13 Virginia*	ACCNX	5:30 p.m.
04.11	No. 13 Virginia*	ACCNX	2:00 p.m.
04.12	No. 13 Virginia*	ACCNX	1:00 p.m.
04.14	Valparaiso	ACCNX	5:30 p.m.
04.17	at No. 5 Florida State*	ACCNX	6:00 p.m.
04.18	at No. 5 Florida State*	ACCNX	2:00 p.m.
04.19	at No. 5 Florida State*	ACCNX	1:00 p.m.
04.22	at Michigan State	BTN	TBA
04.24	No. 23 Boston College*		6:30 p.m.
04.25	No. 23 Boston College*		2:00 p.m.
04.26	No. 23 Boston College*		1:00 p.m.
04.29	Milwaukee	ACCNX	6:30 p.m.
05.01	Stanford*	ACCNX	6:30 p.m.
05.02	Stanford*	ACCNX	2:00 p.m.
05.03	Stanford*	ACCNX	1:00 p.m.
05.08	Oakland	ACCNX	6:30 p.m.
05.09	Oakland	ACCNX	2:00 p.m.
05.10	Oakland	ACCNX	1:00 p.m.
05.12	vs. Dayton@		6:00 p.m.
05.14	at Pittsburgh*		6:00 p.m.
05.15	at Pittsburgh*		3:00 p.m.
05.16	at Pittsburgh*		1:00 p.m.
05.19-24	ACC Tournament		

* - Atlantic Coast Conference game
- Live Like Lou Jax College Baseball Classic
^ - played at Tennessee Tech
@ - played at Prasco Park (Mason, Ohio)
Rankings are from D1baseball.com Top 25 Poll



2026 Notre Dame Baseball TEAM ROSTER

No.	Name	Pronunciation	Class	Pos.	Ht.	Wt.	B/T	Hometown	H.S./Previous
1	Jayce Lee	chase with a J	So.	OF	6-4	205	R/R	South Bend, Ind.	Saint Joseph
3	Mason Barth		Fr.	INF	5-9	202	R/R	St. John, Ind.	Andrean
4	Jonathan Holt		So.	INF	6-2	203	R/R	Glen Mills, Pa.	Malvern Prep
5	Dylan Singleton		Fr.	LHP	6-2	192	L/L	Bradenton, Fla.	PDG Academy
6	Andrew Graham		Gr.	INF	5-9	205	R/R	Seattle, Wash.	Seattle Prep/Yakima Valley College/Metropolitan State University of Denver
7	Caden Crowell	kroll	Fr.	LHP/INF	6-4	205	L/L	Valparaiso, Ind.	Valparaiso
9	Troy Reader	ree-der	Jr.	C	6-0	200	R/R	Tampa, Fla.	Berkeley Prep
10	Drew Berkland		Gr.	OF	5-11	208	R/R	Wayzata, Minn.	Wayzata/Minnesota
11	Noah Coy		So.	INF	5-11	182	L/R	Greenwood, Ind.	Center Grove
12	Will Jaisle	JIGH-zul	Fr.	RHP	6-2	230	R/R	Batesville, Ind.	Batesville
13	Jamie Zee		Fr.	INF	5-9	187	R/R	Hasbrouck Heights, N.J.	Bergen Catholic
14	Shane Miranda		Fr.	C	6-0	207	L/R	Chula Vista, Calif.	Saint Augustine
15	Bino Watters	BEE-no	So.	OF/INF	6-2	215	L/L	Rochester Hills, Mich.	Rochester Adams
16	Brandon Logan		Fr.	OF	6-0	201	R/R	Fort Wayne, Ind.	Snider
18	Aiden Zerr		Fr.	RHP	6-2	210	R/R	Brandon, S.D.	Brandon Valley
19	Mark Quatrani	kwah-TRA-knee	Jr.	C	5-11	210	R/R	Philadelphia, Pa.	The Haverford School/Cornell
20	Caleb Ricks		Fr.	OF	5-11	185	R/R	Elizabethtown, Ky.	Trinity
21	Dylan Passo	PASS-oh	Fr.	INF	6-2	202	L/L	Red Bank, N.J.	Red Bank Catholic
22	Parker Brzustewicz	brew-STEV-itch	So.	INF	6-3	197	R/R	Rochester Hills, Mich.	Orchard Lake St. Mary's
23	Gian Gamelli	JEE-on guh-MELL-ee	Fr.	LHP	6-3	202	L/R	Wenham, Mass.	Hamilton-Wenham Regional
24	Ty Uber		Gr.	RHP	6-4	237	R/R	Cameron Park, Calif.	Ponderosa/Stanford
25	Kellan Klosterman	KLOSS-ter-man	So.	RHP	6-1	184	R/R	Loveland, Ohio	Archbishop Moeller
26	Garrett Snyder		Fr.	RHP	6-5	232	R/R	Farmington, Conn.	Cheshire Academy
27	Jack Radel	ruh-DELL	Jr.	RHP	6-5	250	R/R	Sioux Falls, S.D.	Roosevelt
30	Xavier Hirsch	ZAY-vee-er	Sr.	RHP	6-5	205	L/R	Mansfield, Texas	Mansfield
31	Evan Clark		Gr.	LHP	5-11	195	L/L	Western Springs, Ill.	IMG Academy/USC/Illinois
33	Radek Birkholz	RAD-ik	Gr.	RHP	5-11	200	R/R	Highlands Ranch, Colo.	Valor Christian
36	Oisin Lee	oh-SHEEN	So.	RHP	6-6	200	R/R	Newton, Mass.	St. Mark's
39	Hagan Ward	hay-gan	Jr.	RHP	6-7	250	R/R	Wellesley, Mass.	St. Sebastian's School
40	Eli Thurmond		Gr.	RHP	6-3	210	R/R	Bradenton, Fla.	Bradenton Christian/State College of Florida/Tampa
44	Trent Hartman		So.	C	5-10	180	R/R	Cincinnati, Ohio	Indian Hill
45	DJ Helwig		Jr.	RHP	6-6	215	R/R	Mokena, Ill.	St. Laurence
46	Noah Rooney		Sr.	LHP	6-0	170	L/L	Perham, Minn.	Perham/Minnesota
51	Joe Coffey		So.	INF	6-2	210	R/R	Hinsdale, Ill.	Benet Academy/Baldwin Wallace
52	Chase Van Ameyde	VAN-uh-MEAD	So.	RHP/INF	6-5	200	R/R	Lake Orion, Mich.	Brother Rice
55	Davis Johnson		Jr.	C/OF	6-0	195	L/R	Providence, R.I.	Moses Brown

Coaching Staff

29	Shawn Stiffler (George Mason '01)	John P. and Catherine Murphy Head Baseball Coach	Fourth Season/14th Overall
37	Ryan Munger (Duke '13)	Assistant Coach	Fourth Season
32	Lucas Jones (Lynchburg '05)	Assistant Coach	Second Season
35	Seth Voltz (Virginia Commonwealth '12)	Assistant Coach	Fourth Season
	Adam Dofflemeyer (Lynchburg '21)	Director of Pitching Development	Second Season
34	Cameron Lane (Lynchburg '22)	Director of Player Development	First Season

City Pronunciations:

Wayzata - why-ZET-uh | Lake Orion - Lake OH-ree-un

High School Pronunciation:

Andrean - an-DRAY-an



2026 Notre Dame Baseball
TV / RADIO ROSTER



#1 Jayce Lee
So. | OF | 6-4 | 205 | R/R
South Bend, Ind.
St. Joseph



#3 Mason Barth
Fr. | INF | 5-9 | 202 | R/R
St. John, Ind.
Andrean



#4 Jonathan Holt
So. | INF | 6-2 | 203 | R/R
Glen Mills, Pa.
Malvern Prep



#5 Dylan Singleton
Fr. | LHP | 6-2 | 192 | L/L
Bradenton, Fla.
PDG Academy



#6 Andrew Graham
Gr. | INF | 5-9 | 205 | R/R
Seattle, Wash.
Seattle Prep
Yakima Valley College/
Metropolitan State
University of Denver



#7 Caden Crowell
Fr. | LHP/INF | 6-4 | 205 | L/L
Valparaiso, Ind.
Valparaiso



#9 Troy Reader Jr. | C | 6-0 | 200 | R/R
Tampa, Fla.
Berkeley Prep



#10 Drew Berkland
Gr. | OF | 5-11 | 208 | R/R
Wayzata, Minn.
Wayzata
Minnesota



#11 Noah Coy
So. | INF | 5-11 | 182 | L/R
Greenwood, Ind.
Center Grove



#12 Will Jaisle
Fr. | RHP | 6-2 | 230 | R/R
Batesville, Ind.
Batesville




#13 Jamie Zee
Fr. | INF | 5-9 | 187 | R/R
Hasbrouck Heights, N.J.
Bergen Catholic




#14 Shane Miranda
Fr. | C | 6-0 | 207 | L/R
Chula Vista, Calif.
Saint Augustine



#15 Bino Watters
So. | OF/INF | 6-2 | 215 | L/L
Rochester Hills, Mich.
Rochester Adams



#16 Brandon Logan
Fr. | OF | 6-0 | 201 | R/R
Fort Wayne, Ind.
Snider



#18 Aiden Zerr
Fr. | RHP | 6-2 | 210 | R/R
Brandon, S.D.
Brandon Valley



#19 Mark Quatrani Jr. | C | 5-11 | 210 | R/R
Philadelphia, Pa.
The Haverford School
Cornell



#20 Caleb Ricks
Fr. | OF | 5-11 | 185 | R/R
Elizabethtown, Ky.
Trinity



#21 Dylan Passo
Fr. | INF | 6-2 | 202 | L/L
Red Bank, N.J.
Red Bank Catholic



#22 Parker Brzustewicz
So. | INF | 6-3 | 197 | R/R
Rochester Hills, Mich.
Orchard Lake St. Mary's



#23 Gian Gamelli
Fr. | LHP | 6-3 | 202 | L/R
Wenham, Mass.
Hamilton-Wenham Regional



#24 Ty Uber
Gr. | RHP | 6-4 | 237 | R/R
Cameron Park, Calif.
Ponderosa
Stanford



#25 Kellan Klosterman
So. | RHP | 6-1 | 184 | R/R
Loveland, Ohio
Archbishop Moeller



#26 Garrett Snyder
Fr. | RHP | 6-5 | 232 | R/R
Farmington, Conn.
Cheshire Academy



#27 Jack Radel Jr. | RHP | 6-5 | 250 | R/R
Sioux Falls, S.D.
Roosevelt



2026 Notre Dame Baseball TV / RADIO ROSTER



#30 Xavier Hirsch
Sr. | RHP | 6-5 | 205 | L/R
Mansfield, Texas
Mansfield



#31 Evan Clark
Gr. | LHP | 5-11 | 195 | L/L
Western Springs, Ill.
IMG Academy
USC/Illinois



#33 Radek Birkholz
Gr. | RHP | 5-11 | 200 | R/R
Highlands Ranch, Colo.
Valor Christian



#36 Oisin Lee
So. | RHP | 6-6 | 200 | R/R
Newton, Mass.
St. Mark's



#39 Hagan Ward
Jr. | RHP | 6-7 | 250 | R/R
Wellesley, Mass.
St. Sebastian's School



#40 Eli Thurmond
Gr. | RHP | 6-3 | 210 | R/R
Bradenton, Fla.
Bradenton Christian
State College of Florida/
Tampa



#44 Trent Hartman
So. | C | 5-10 | 180 | R/R
Cincinnati, Ohio
Indian Hill



#45 DJ Helwig
Jr. | RHP | 6-6 | 215 | R/R
Mokena, Ill.
St. Laurence



#46 Noah Rooney
Sr. | LHP | 6-0 | 170 | L/L
Perham, Minn.
Perham
Minnesota



#51 Joe Coffey
So. | INF | 6-2 | 210 | R/R
Hinsdale, Ill.
Benet Academy
Baldwin Wallace



#52 Chase Van Ameyde
So. | RHP | 6-5 | 200 | R/R
Lake Orion, Mich.
Brother Rice



#55 Davis Johnson
Jr. | C/OF | 6-0 | 195 | L/R
Providence, R.I.
Moses Brown

COACHING STAFF



Shawn Stiffler
John P. and Catherine Murphy
Head Baseball Coach
George Mason '01
Fourth Season



Ryan Munger
Assistant Coach
Duke '13
Fourth Season



Seth Voltz
Assistant Coach
Virginia Commonwealth '12
Fourth Season



Lucas Jones
Assistant Coach
Lynchburg '05
Second Season

THE STIFFLER FILE

	Years	Overall	Conference
VCU Head Coach	2013-2022	340-198	140-67
Notre Dame Head Coach	2023-present	104-82	44-58
	TOTALS	444-280	184-125

Championship Titles:

2015 A-10 Tournament Champions | 2015 Dallas Regional Champions
2017 A-10 Regular Season Champions
2019 A-10 Regular Season Champions
2021 A-10 Regular Season and Tournament Champions
2022 A-10 Tournament Champions



Adam Dofflemyer
Director of Pitching Development
Lynchburg '21
Second Season



Cameron Lane
Director of Player Development
Lynchburg '22
First Season



University and Program Information

NOTRE DAME INFORMATION

Table with 2 columns: Category (Conference, Home Field, etc.) and Value (Atlantic Coast Conference, Jake Kline Field, etc.)

NOTRE DAME BASEBALL HISTORY

Table with 2 columns: Event (First Season, First/Most Recent NCAA Appearance) and Year (1892, 1949/2022)

NCAA Tournament Appearances
1949, 1956, 1957, 1958, 1959, 1960, 1963, 1970, 1989, 1992, 1993, 1994, 1996, 1999, 2000, 2001, 2002, 2003, 2004, 2005, 2006, 2015, 2021, 2022

World Series Appearances
1957, 2002, 2022

Regional Hosts
1949, 1959, 1999, 2001, 2002, 2004, 2021

ALL-TIME HEAD COACHES

Table with 4 columns: Coach Name, Tenure, Name, and Tenure (e.g., Frank Hering 1897-99, Jake Kline 1934-75)

Series History

Summary table for Michigan State series history: 36-40 at ND | 24-39 at MSU | 1-4 Neutral

Main table of series history with columns: Date, Result, Opponent (e.g., 5/7/1907 W 1-0 Notre Dame, IN)

2026 Irish Records by Miscellaneous Scenario

BY UNIFORM COLOR

- All Blue - 4-2
All Gray - 5-6
All Cream - 2-2
All White - 3-0
All Green - 0-0
Pinstripes - 1-1
Blue Top-Gray Bottom - 0-0
Pinstripe Top-Blue Bottom - 0-1
Blue Top-White Bottom - 0-0

BY DUGOUT

- First Base Dugout - 4-2
Third Base Dugout - 11-10

BY SCORE SCENARIOS

- Irish score first - 9-5
Opponent scores first - 6-7
Leading after 5 - 12-2
Tied after 5 - 1-2
Trailing after 5 - 2-8
Leading after 7 - 12-4
Tied after 7 - 2-0
Trailing after 7 - 1-8
In extra innings - 1-1

BY START TIME

- Morning Start (before noon) - 2-0
Afternoon Start (noon-5 pm) - 10-7
Evening Start (5 pm or later) - 3-5

BY FIELD SURFACE

- Natural Grass - 4-6
Artificial Turf - 11-6

BY MONTH

- February - 5-3
March - 10-6
April - 0-3
May - 0-0



ACC STANDINGS AND INFO | NATIONAL POLLS

2026 ACC PRESEASON RANKINGS

Rk.	Team	Points (*)
1.	Georgia Tech	237 (7)
2.	North Carolina	236 (6)
3.	Florida State	221 (1)
4.	Louisville	196
5.	Clemson	185 (2)
6.	NC State	169
7.	Virginia	165
8.	Miami	159
9.	Wake Forest	145
10.	Stanford	99
11.	Virginia Tech	89
12.	Notre Dame	87
13.	Duke	67
14.	Pitt	45
15.	California	41
16.	Boston College	35

*Denotes number of first-place votes

ACC WEEKLY AWARDS

Players of the Week

Feb. 16 - Derek Williams, Miami
Feb. 23 - Dylan Dubovik, Miami
Mar. 2 - Cider Canon, Duke
Mar. 9 - Lorenzo Carrier, Pitt
Mar. 16 - Vahn Lackey, Georgia Tech
Mar. 23 - Myles Bailey, Florida State
Mar. 30 - Caden Dulin, Pitt; Teddy Tokheim, Stanford
Apr. 6 - Jake Ogden, Miami
Apr. 13
Apr. 20
Apr. 27
May 4
May 11
May 17

Pitchers of the Week

Feb. 16 - Wyatt Danilowicz, Louisville
Feb. 23 - Jack Radel, Notre Dame
Mar. 2 - Michael Sherman, Clemson
Mar. 9 - Blake Morningstar, Wake Forest
Mar. 16 - Trey Beard, Florida State
Mar. 23 - Jack Radel, Notre Dame
Mar. 30 - Wes Mendes, Florida State
Apr. 6 - Bryson Moore, Florida State
Apr. 13
Apr. 20
Apr. 27
May 4
May 11
May 17

2026 DIBASEBALL TOP 25

Rk.	Team
1.	UCLA
2.	Texas
3.	Georgia Tech
4.	Georgia
5.	Florida State
6.	North Carolina
7.	Oregon State
8.	Alabama
9.	Mississippi State
10.	Southern Miss
11.	Coastal Carolina
12.	UCF
13.	Virginia
14.	Southern California
15.	Auburn
16.	Oklahoma
17.	West Virginia
18.	Texas A&M
19.	Nebraska
20.	Arizona State
21.	Oregon
22.	Arkansas
23.	Boston College
24.	LSU
25.	Ole Miss

2026 ACC STANDINGS

Rk.	Team	Overall	ACC
1.	Georgia Tech	26-5	12-3
2.	Florida State	24-7	9-3
3.	North Carolina	27-5-1	11-4
4.	Boston College	22-11	9-6
t5.	Virginia	24-9	8-7
t5.	Wake Forest	23-10	8-7
t7.	Miami	24-8	6-6
t7.	Pitt	21-9	6-6
t7.	NC State	21-11	6-6
10.	Duke	21-13	7-8
11.	Louisville	18-13	5-7
t12.	Notre Dame	15-12	6-9
t12.	Virginia Tech	15-15	6-9
t14.	Clemson	21-12	4-8
t14.	Stanford	14-15	4-8
16.	California	14-16	1-11

*sorted and ranked by wins prior to conference competition; ranked by ACC and overall win percentage

NCBWA National Players of the Week

Hitter of the Week

Feb. 17 - Tyce Armstrong, Baylor; Dee Kennedy, Kansas State
Feb. 24 - Will Gasparino, UCLA
Mar. 3 - Cider Cannon, Duke; Weber Neels, Minnesota
Mar. 10 - Quinton Coats, Cincinnati; Lorenzo Carrier, Pitt
Mar. 17 - James Smith IV, Memphis
Mar. 24 - Brayden Bakes, Illinois State; Terrick Thompson-Allen, SUI-Edwardsville
Mar. 31 - Maddox Haley, Gonzaga; Brandon Rogers, Purdue
Apr. 7 - Tyson LeBlanc, Kansas
Apr. 14
Apr. 21
Apr. 28
May 5
May 12
May 18

Pitcher of the Week

Feb. 17 - Chris Olivier, RHP, Lamar
Feb. 24 - Colin Fisher, LHP, Arkansas; Dax Whitney, RHP, Oregon State
Mar. 3 - Andrew Herrmann, LHP, Louisiana
Mar. 10 - Grayden Harris, LHP, Southern Miss
Mar. 17 - Trey Beard, RHP, Florida State; Maxx Yehl, LHP, West Virginia
Mar. 24 - Tyler Fay, RHP, Alabama
Mar. 31 - Max Vaisvila, LHP, Northern Illinois
Apr. 7 - Chase Frey, LHP, Grand Canyon; Shan Brinham, LHP, Michigan
Apr. 14
Apr. 21
Apr. 28
May 5
May 12
May 18

2026 NCBWA TOP 25

Rk.	Team
1.	UCLA
2.	Texas
3.	Georgia Tech
4.	Georgia
5.	North Carolina
6.	Florida State
7.	Oregon State
8.	Mississippi State
9.	Alabama
10.	Coastal Carolina
11.	Southern Miss
12.	Auburn
13.	Southern California
14.	Nebraska
15.	West Virginia
16.	Texas A&M
17.	UCF
18.	Florida
19.	Oklahoma
20.	Virginia
21.	Arizona State
22.	Oregon
23.	Arkansas
24.	Jacksonville State
25.	Boston College





2026 Notre Dame Baseball IRISH INSIGHT - 2026 SEASON

IRISH VETERANS

The 2026 Irish baseball team features 16 returners from the 2025 Notre Dame squad that put together a 16-2 record to close out the regular season last spring.

- Juniors Jack Radel and Davis Johnson played integral roles in the success of the team a season ago. Radel was the Friday night starter for the Irish in his sophomore season and earned All-ACC honors in 2025. Johnson competed in 41 games a year ago and belted seven home runs with six doubles.

- The 2026 Irish sophomore class marks Coach Stiffler's first true recruiting class on campus after he took over the program in 2023. Parker Brzustewicz, Noah Coy, Jayce Lee and Bino Watters set a strong foundation for the squad and will be looked upon to be the core to continue the growth of the program in 2026.

- Fellow sophomores Oisin Lee, Chase Van Ameyde and Kellan Klosterman were stalwarts in the bullpen for the Irish in their freshman seasons. They each made at least 13 appearances in their rookie seasons in South Bend.

- Five position players who return in 2026 competed in at least 20 games a season ago. Six returning pitchers made at least 10 appearances.

EXPERIENCED NEWCOMERS

The Irish brought in seven transfers over the summer.

- Andrew Graham (Yakima Valley College/ Metropolitan State University of Denver), Evan Clark (USC/Illinois), Drew Berkland (Minnesota), Ty Uber (Stanford) and Eli Thurmond (State College of Florida/Tampa) all join the Irish as graduate transfers for 2026.

- Senior Noah Rooney (Minnesota) and junior Mark Quatrani (Cornell) also joined the Notre Dame squad.

TALENTED FRESHMEN

The 2026 baseball squad features 12 true freshmen for the Irish.

- Caden Crowell was ranked as the top left-handed pitcher in the state of Indiana and the 15th LHP nationally in the 2025 class by Perfect Game.

- Brandon Logan, a two-sport athlete for the Irish as a member of the Notre Dame football team, was ranked as the best outfielder in the state of Indiana and the 28th outfielder in the country.

- Dylan Passo was the top-ranked first baseman in the state of New Jersey and the 18th ranked first baseman in the country in the Class of 2025.

- Aiden Zerr was the top-ranked RHP and the second-ranked overall recruit in the state of South Dakota in the latest recruiting class.

- Gian Gamelli was the top-ranked LHP and the eighth-ranked overall recruit in the state of Massachusetts.

- Mason Barth joined the Irish as the second-ranked shortstop in Indiana and the 12th ranked recruit in the state.


EYES ON THE IRISH

GOLDEN SPIKES MIDSEASON LIST

Junior RHP Jack Radel was named to the 2026 Golden Spikes Award Midseason Watch List. Radel was one of 45 amateur baseball players named to the midseason watch list. Additionally, he was one of 17 pitchers to earn the midseason recognition from USA Baseball.

BUSTER POSEY MIDSEASON LIST

Junior catcher Mark Quatrani was named to the 2026 Buster Posey National Collegiate Catcher of the Year Award Midseason Watchlist. He was one of 50 catchers to be named to the midseason list by the Wichita Sports Commission. The Philadelphia, Pennsylvania native has consistently been among the national leaders in hits, batting average, home runs, runs batted in and slugging percentage during the 2026 season.




IRISH TRIO NAMED TO WATCH LISTS

Noah Coy, Chase Van Ameyde and Jack Radel were named to award watch lists in early March by the College Baseball Foundation.

- Coy was named to the 2026 watch list for the Brooks Wallace Award, which honors the nation's top shortstop. It is named for former Texas Tech shortstop Brooks Wallace, who played for the Red Raiders from 1977 to 1980. He passed away from leukemia at the age of 27.

- Van Ameyde is on the 2026 watch list for the John Olerud Two-Way Player of the Year. The award is named after former Washington State University standout John Olerud, who was a first baseman and left-handed pitcher during the late 1980s. He was inducted into the National College Baseball Hall of Fame in 2007.

- Radel is on the 2026 National Pitcher of the Year Watch List.



RADEL - ACC PITCHER OF THE WEEK

Jack Radel was named as the ACC Pitcher of the Week on February 23. He threw 6.0 perfect innings at the Live Like Lou Jax Baseball Classic against UCF. He tied the tournament record with nine strikeouts and needed just 68 pitches to retire the 18 batters he faced in the contest. It was the second ACC Pitcher of the Week honor of his career.

Radel earned his second ACC Pitcher of the Week honor on March 23. He had a complete-game shutout victory on the bump as the Irish won 6-0 against No. 19 Clemson in the series opener. He allowed just four singles while striking out eight with zero walks on 117 pitches. He was the first ACC pitcher to repeat the honor in 2026.

ALL-TOURNAMENT TEAM HONOREES

Jack Radel (starting pitcher), Mark Quatrani (catcher) and Drew Berkland (outfield) were all named to the 2026 Live Like Lou Jax Baseball Classic All-Tournament Team for their performances during the weekend.

TOP-RANKED TALENT

The Irish have six players listed in the D1baseball.com Preseason rankings by position.

- Sophomore Bino Watters was the 17th ranked first baseman.
- Junior Jack Radel was 29th on the starting pitchers list.
- Junior Mark Quatrani was 49th on the catchers list.
- Graduate student Drew Berkland was 63rd on the outfielders report.
- Sophomore Oisin Lee came in at 74th on the relief pitchers list.
- Junior Davis Johnson was listed at 132nd in the outfielder rankings.

Additionally, Notre Dame had representation on the D1Baseball Impact Freshman List as Caden Crowell came in at No. 9 on the ranking.



**AROUND THE HORN
CATCHERS**


- Junior Mark Quatrani joins the Irish after a successful two seasons at Cornell and has made an immediate impact. A two-time First Team All-Ivy selection, Quatrani will be a frontrunner for the Irish behind the plate in 2026. He posted 80 hits with 51 runs, 12 doubles, a triple and 17 home runs in two seasons with the Big Red. Quatrani slashed .338/.612/.461 over his first two seasons of collegiate baseball. Defensively, he has cut down 27 of 111 (24.3 percent) of runners trying to steal.

- Freshman Shane Miranda was the No. 7 ranked catcher in the state of California in the 2025 recruiting class. He was a California All-Region First Team Preseason selection by Perfect Game in 2025

- Junior Davis Johnson saw time behind the plate in both his freshman and sophomore seasons. While he is also likely to get reps in the outfield in 2026, Johnson will be looked upon for his experience behind the dish.

INFIELDERS

- Sophomore Noah Coy has made the move to shortstop to anchor the middle infield for the Irish in 2026. He has started each of the team's games at shortstop this spring. Coy had a huge summer season with the Kalamazoo Growlers, boasting a .363 batting average on his way to earning the 2025 Rawlings Hitting Award. He was named as a breakout player to watch for the Irish by D1Baseball.



- Sophomore Parker Brzustewicz has made 14 starts at first base for the Irish in the 2026 season. His .415 on-base percentage was the second-highest among returning Irish players as he led the team with 56 hits last spring.

- Freshman Jamie Zee has been a stalwart at the hot corner for the Irish in 2026. Zee has made 18 starts for the squad at third base heading into the week series. The fourth-ranked shortstop in the state of New Jersey in the Class of 2025, he set his high school's hit record.

- Fellow freshman Mason Barth has amassed 20 starts at second base thus far in the 2026 season for the Irish. Barth joined the team as the second-ranked shortstop in Indiana and the 12th ranked recruit in the state.

- Freshman Dylan Passo has added several starts at first base in 2026 while Brzustewicz has collected playing time at third base.

OUTFIELDERS

- Graduate transfer Drew Berkland has served as the anchor for the Irish in the outfield in 2026. A four-year player at the University of Minnesota, he collected 92 career hits over three seasons with 18 home runs, 70 RBI and 62 runs scored. Berkland played in all 52 of Minnesota's games in 2025 and had a .293 batting average with 10 doubles, 14 home runs and a team-best 53 RBI.

- Sophomores Jayce Lee and Bino Watters along with junior Davis Johnson will provide veteran experience in the outfield.

- One of the breakout players to watch by D1Baseball, Lee is in line to start in right field for the Irish. Lee tallied 22 hits over 36 appearances with 20 runs scored, a double, two triples and four home runs. Over the summer, he slashed .330/.421/.468 with 13 doubles and 13 stolen bases in the Northwoods League with the Kalamazoo Growlers.

- Watters made 19 appearances in the outfield in 2025 and split time between left and right field for the Irish. A Freshman All-America Second Team selection by D1Baseball and a 2025 ACC All-Freshman Team honoree a season ago, Watters made 44 total appearances in his rookie season. He hit .317 on the year with a .549 slugging percentage after amassing 52 hits, nine doubles, a triple and nine homers with 39 RBI.

- Johnson will likely split time between the outfield and catching. He mostly split time between catching and serving as the DH in 2025 with one appearance in the outfield in his sophomore season. Johnson put up a .281 batting average and a .492 slugging percentage a year ago with 38 runs, six doubles, seven home runs and 28 RBI.

- Freshman Brandon Logan will be in the mix in the outfield for the Irish as well after joining the baseball team as one of the highest-ranked outfield recruits in the country.

STARTING PITCHERS

- Junior RHP Jack Radel, freshman LHP Caden Crowell and graduate student RHP Ty Uber are set to get the nod for the starting rotation during opening weekend.

- Radel was named as a Preseason All-America Third Team selection for the 2026 season by the NCBWA. He was an All-ACC performer in his sophomore season and earned ACC Pitcher of the Week honors after posting a career-best 12 strikeouts over 7.0 innings of work in a win over California. He registered 70.1 innings pitched with 13 starts and 60 strikeouts in 2025 for the Irish.

- Radel earned ACC Pitcher of the Week honors on February 23 after throwing six perfect innings against UCF and striking out nine on just 68 pitches.

- Crowell was named as the 2025 Indiana Baseball Player of the Year by Prep Baseball Indiana. The lefty true freshman gave up just two earned runs over 55 innings while racking up 97 strikeouts and only 11 walks in his senior season in high school. He posted a perfect 6-0 record, a 0.53 WHIP, did not allow an extra-base-hit or any stolen bases the entire spring and held opponents to a .098 batting average. He was key to helping Valparaiso High School to their first-ever IHSA State Championship in 2025. His father, Jim, played 13 years of professional baseball, having stints with the Cincinnati Reds, Philadelphia Phillies, Florida Marlins and Toronto Blue Jays organizations.

- Uber was a two-time Pac-12 Champion during his time at Stanford. He joins the Irish with 15 starts and 55 total appearances under his belt in three seasons with the Cardinal. He tallied three saves and struck out 29 batters in 35.0 innings of work during the 2025 season. He was named as a Notre Dame Breakout Player to Watch by D1Baseball.

- RHP Kellan Klosterman and RHP DJ Helwig each earned starts in 2025. Klosterman was tabbed as the midweek starter for the Irish on five occasions and made eight appearances in relief in his freshman season in South Bend. He recorded 22 strikeouts over 25.1 innings of work with a 1-1 record in his rookie campaign. Helwig earned the start for game two against Virginia Tech and tacked on nine appearances in relief in his sophomore season. Helwig posted 23 strikeouts in 20.2 innings while going 2-1 on the bump in 2025.

RELIEF PITCHERS

- RHP Oisin Lee, RHP Chase Van Ameyde, RHP DJ Helwig, RHP Xavier Hirsch and RHP Radek Birkholz all made relief appearances in 2025.

- Oisin Lee was listed among the top relief pitchers in the nation ahead of the 2026 season. He was ranked in the D1Baseball position list and was on the NBCWA Stopper of the Year Preseason Watch List. A Notre Dame Breakout Player to Watch according to D1Baseball, Lee is in line to be the closer for the Irish in 2026. He held opponents to a .194 batting average over the summer with North Shore in the NECBL.



- Chase Van Ameyde picked up a save and 31 strikeouts in just 23.2 innings a season ago for the Irish. Van Ameyde was also named as a Notre Dame Breakout Player to Watch by D1Baseball, he could be a two-way player for the Irish in 2026 with appearances both out of the bullpen and at first base.

- Transfer LHP Noah Rooney made 22 appearances and struck out 36 batters while posting a 4-1 record in 2025 at Minnesota. Over three seasons with the Golden Gophers, Rooney amassed 108.2 innings of work over 56 appearances with 80 strikeouts.

- Transfer RHP Eli Thurmond won a pair of NCAA Division II National Championships at the University of Tampa. He made 19 total appearances in 2025 with his sole start coming in the national championship game win. He allowed just one run on four hits with a pair of strikeouts over 4.1 innings of work as Tampa repeated as NCAA Division II Champions in 2025.

- Freshman RHP Will Jaisle will work out of the bullpen for the Irish.

ROSTER BREAKDOWN CLASS

- Freshmen - 12
- Sophomores - 10
- Juniors - 6
- Seniors - 2
- Graduate Student - 1
- Graduate Student Transfers - 5

POSITION

- Infielders - 8
- Outfielders - 6
- Catchers - 5
- Right-Handed Pitchers - 13
- Left-Handed Pitchers - 5

STATE

- Indiana - 5
- Florida - 3
- Illinois - 3
- Massachusetts - 3
- Michigan - 3
- California - 2
- Minnesota - 3
- New Jersey - 2
- Ohio - 2
- Pennsylvania - 2
- South Dakota - 2
- Colorado - 1
- Connecticut - 1
- Kentucky - 1
- Rhode Island - 1
- Texas - 1
- Washington - 1

SEASON SNAPSHOTS

NC STATE (Apr. 2-4)

- **Apr. 2** - The Irish struck first in the top of the second, but an immediate response by the Wolfpack in bottom half of the same inning proved to be the difference in a 7-3 loss in game one. Xavier Hirsch went a career-best 5.0 innings on the mound, allowing just three hits and striking out two while not surrendering a run. Mason Barth had a pair of hits with a double and drove in a pair for the Irish. Mark Quatrani belted a solo home run.

- **Apr. 3** - Tied through five innings, a late-game push by NC State saw the Irish fall 7-3 in game two of the series. Noah Coy went 2-for-4 at the dish with a run and a walk, and Dylan Passo added a 2-for-4 effort at the plate. Jack Radel suffered the loss but struck out 10 for his third double-digit strikeout effort of the season.

- **Apr. 4** - The Irish battled back to take a lead in the ninth, but a pair of runs by NC State saw the result go to the Wolfpack in a 7-6 final in the series finale. Dylan Passo went 3-for-4 with a double and two RBI. Jamie Zee added a double, two RBI and scored a run. Ty Uber went 3.1 in a no-decision start while Dylan Singleton shouldered the loss in relief.

No. 13 NORTH CAROLINA (Mar. 28-29)

- **Mar. 28 Game One** - A late-inning push by North Carolina saw the visiting side take a 6-5 decision in game one. Jack Radel struck out 10 batters over 6.0 innings in a no-decision outing. Noah Coy went 3-for-4 at the dish with a home run, a triple, two runs and an RBI. Davis Johnson and Jayce Lee each belted a home run for the Irish.

- **Mar. 28 Game Two** - Notre Dame tied the game 5-5 in the bottom of the fifth, but North Carolina again had the late-inning response in a 13-7 setback for the Irish. Bino Watters went 3-for-4 with a double, a triple and a home run. Watters added a walk, two RBI and two runs. Mark Quatrani was 2-for-5 with a home run. Xavier Hirsch had two strikeouts but suffered the pitching decision on the mound.

- **Mar. 29** - The Irish took a 7-4 lead through four innings of play, but the Tar Heels took the game by a 15-10 final score. The 10-run output was tied for the most earned runs scored against UNC in ACC play to-date in the 2026 season. Drew Berkland went 3-for-3 with two doubles, two runs and an RBI. Noah Coy went 2-for-4 at the dish with a home run, three RBI and two runs scored. Ty Uber struck out three over four innings of work and shouldered the decision on the mound. Dylan Singleton went 3.0 with five strikeouts.

WESTERN MICHIGAN (Mar. 24)

- Mark Quatrani, Bino Watters and Jayce Lee each belted a home run as the Irish took a 14-3 (7 innings) win over Western Michigan. Kellan Klosterman struck out a pair in the start while Aiden Zerr earned his first collegiate pitching win in relief after 2.1 innings of work with two strikeouts.

No. 19 CLEMSON (Mar. 20-22)

- **Mar. 20** - Jack Radel struck out eight, allowed just four singles and did not surrender a walk on his way to a complete-game shutout in a 6-0 Irish win over No. 19 Clemson in game one. Jamie Zee had a three-run home run and Mason Barth added a solo home run and scored twice to help pace the Irish offense.

- **Mar. 21** - Notre Dame used a dramatic walk-off moment as the Irish came back from a 7-5 deficit in the eighth inning to win 8-7 over No. 19 Clemson. A bases-loaded situation in the bottom of the ninth saw Notre Dame break a 7-7 tie and win at home to secure the series. Drew Berkland was 3-for-4 at the plate with a double, a home run, two runs scored and an RBI. Mark Quatrani went 2-for-5 with a double, two runs and an RBI.

- **Mar. 22** - The Irish struck first and never trailed in a 7-4 win on Sunday to secure the sweep over the Tigers. Drew Berkland went 2-for-4 with a double and three runs scored. Noah Coy added two hits and drove in two. Ty Uber earned the win on the bump after going 5.0 with six strikeouts and one run allowed. Eli Thurmond closed out the final 1.0 of the game and recorded a strikeout.





2026 Notre Dame Baseball IRISH INSIGHT

LOUISVILLE (Mar. 13-15)

- **Mar. 13** - Down 6-0 in the third inning, the Notre Dame baseball team outscored Louisville 14-5 to take a 14-11 win in the series opener. The Irish scored 10 runs, including two grand slams (Noah Coy, Davis Johnson), without an out being recorded in the fourth. Will Jaisle picked up the win in relief after going 1.1 with two strikeouts and not allowing a hit. The victory was win 100 for head coach Shawn Stiffler in his time at Notre Dame.

- **Mar. 14** - A back-and-forth game saw the Irish team come up just short in an 8-7 setback in game two. Parker Brzustewicz and Mason Barth each collected three hits in the game. Xavier Hirsch shouldered the loss in relief.

- **Mar. 15** - Notre Dame fell in a 21-12 final at Louisville in the series rubber match. Davis Johnson capped off a stellar weekend at the plate with two home runs to finish the series with four home runs, 13 RBI, 19 total bases, a 1.267 slugging percentage and a 1.705 OPS. Eli Thurmond suffered the loss on the bump.

QUEENS (Mar. 10)


- Notre Dame scored five unanswered runs in the eighth and ninth innings to take an 11-6 win over the Royals. Mark Quatrani went 4-for-5 at the plate with an RBI and two runs scored. Jamie Zee scored three times and had a solo home run for the Irish. Oisín Lee went 1.1 on the bump and took the win in relief.

DUKE (Mar. 6-8)

- **Mar. 6** - The Irish put a run on the scoreboard in the top of the third and erupted for five runs on three homers in the fifth en route to a 10-4 win in game one of the series at Duke. Jamie Zee belted his first collegiate home run in the victory. Jack Radel continued his stellar start to the season with 7.0 innings pitched (92 pitches), nine strikeouts and one run allowed.

- **Mar. 7** - Notre Dame responded to an early run by the Blue Devils with a three-spot in the top of the second. A ninth-inning rally by Duke, however, saw the Blue Devils use three runs in the final frame to take a 6-5 decision. Noah Coy had a triple and drove in three of the team's five runs.

- **Mar. 8** - Drew Berkland got it done on both sides of the field to help lift the Notre Dame baseball team to a 2-0 win over Duke to capture the opening ACC series of the year. The grad transfer outfielder had a diving catch with a runner on base in the scoreless fourth inning, hit a solo home run in the top of the sixth for the first run of the game, and made a leaping catch at the fence with two runners on and two outs in the bottom half of the sixth to keep Duke off the scoreboard. Ty Uber had a career-high eight strikeouts and allowed zero runs on two singles in a shared shutout on the mound. Noah Rooney earned a gutsy save with a strikeout looking after Duke put two runners in scoring position in the ninth.



EASTERN MICHIGAN (Mar. 6)

- The Irish responded to an early deficit with a seven-run third inning en route to an 11-1 (8 inn.) win in their home opener. Jayce Lee led the offense with two triples and scored three times. Xavier Hirsch earned the win in relief after going 2.2 innings. with three strikeouts.

HOLIDAY INN CLASSIC (Feb. 27-Mar. 1)

- **ALABAMA A&M** - The Irish posted ten runs in the first three innings and never looked back in a 19-2 win in seven innings against Alabama A&M in the first-ever meeting between the two teams. Jack Radel earned the win on the bump after going 6.0 innings with 10 strikeouts.

- **UIC** - Brandon Logan used a game-ending grand slam to help lift the Notre Dame baseball team to a 14-3 (8 innings) win. Mark Quatrani added a homer. Caden Crowell picked up the win on the mound while Noah Rooney earned a save.

- **TENNESSEE TECH** - Bino Watters belted two home runs and drove in four, and Mark Quatrani added a grand slam with five RBIs in the win. Jayce Lee went 4-for-5 at the dish, and Ty Uber earned the win.

LIVE LIKE LOU JAX CLASSIC (Feb. 20-22)

- **UCF** - Jack Radel used 68 pitches to strikeout nine batters and retire all 18 batters he faced in a perfect 6.0 innings of work. UCF tied the game in the ninth before taking the game by a 4-2 score in 10 innings. Dylan Passo belted the first home run of his collegiate career.

- **LSU** - The No. 2 Tigers took a lead early in a 9-4 final. The Irish outscored LSU 4-3 over the final five innings of play as Jayce Lee notched a home run. Mark Quatrani and Noah Coy both went 2-for-4 at the plate and scored a run for the Irish.

- **INDIANA** - Trailing 8-3 midway through the seventh inning, the Irish plated five runs in the bottom half of the inning before walking off a 9-8 win in 11 innings. Mark Quatrani went 4-for-6 at the dish with two home runs on the day. Drew Berkland added a 4-for-6 effort of his own with three RBIs, which included the game-tying and game-winning runs.

FLORIDA ATLANTIC (Feb. 13-15)

- **Feb. 13** - The Irish struck first against the Owls when Jamie Zee drove in Noah Coy from second base with his first career hit and RBI in his first collegiate at-bat. FAU, however, put up seven unanswered runs in a 7-1 final on opening night.

- **Feb. 14** - Notre Dame put the first eight runs on the scoreboard and never looked back in a 14-1 win over FAU to set up a Sunday rubber match showdown. Bino Watters and Jayce Lee each had three hits with a solo homer apiece. Xavier Hirsch posted a career-high six strikeouts and picked up the relief win for the Irish.

- **Feb. 15** - After a scoreless four innings to start the game, the Irish put a pair of runs on the scoreboard in the fifth. Notre Dame tacked on a four-run eighth and a run in the ninth for a 7-1 win to capture the series. Bino Watters tallied his second three-hit game of the weekend, and Ty Uber earned the pitch-count win on the bump in his first start in an Irish uniform.



2026 Notre Dame Baseball

DETAILED SCHEDULE AND RESULTS

Date	Day	Opponent	Location	Broadcast	Time (ET)	Result	Decision
02.13	Friday	Florida Atlantic	Boca Raton, Fla.	FAUSports	6:30 p.m.	L, 7-1	L: Radel (0-1)
02.14	Saturday	Florida Atlantic	Boca Raton, Fla.	FAUSports	4:00 p.m.	W, 14-1	W: Hirsch (1-0)
02.15	Sunday	Florida Atlantic	Boca Raton, Fla.	FAUSports	12:00 p.m.	W, 7-1	W: Uber (1-0)
02.20	Friday	UCF	Jacksonville, Fla.	DIBaseball	6:00 p.m.	L, 4-2 (10 inn.)	L: Van Ameyde (0-1)
02.21	Saturday	LSU	Jacksonville, Fla.	DIBaseball	12:00 p.m.	L, 9-4	L: Crowell (0-1)
02.22	Sunday	Indiana	Jacksonville, Fla.	DIBaseball	11:00 a.m.	W, 9-8 (11 inn.)	W: O. Lee (1-0)
02.27	Friday	Alabama A&M	Cookeville, Tenn.		12:00 p.m.	W, 19-2 (7 inn.)	W: Radel (1-1)
02.28	Saturday	UIC	Cookeville, Tenn.		12:00 p.m.	W, 14-2 (8 inn.)	W: Crowell (1-1) S: Rooney (1)
03.01	Sunday	Tennessee Tech	Cookeville, Tenn.	ESPN+	3:00 p.m.	W, 11-0 (8 inn.)	W: Uber (2-0)
03.03	Tuesday	Eastern Michigan	South Bend, Ind.		4:30 p.m.	W, 11-0 (8 inn.)	W: Hirsch (2-0)
03.06	Friday	Duke	Durham, N.C.	ACCNX	5:00 p.m.	W, 10-4	W: Radel (2-1)
03.07	Saturday	Duke	Durham, N.C.	ACCNX	1:00 p.m.	L, 6-5	L: Rooney (0-1)
03.08	Sunday	Duke	Durham, N.C.	ACCNX	1:00 p.m.	W, 2-0	W: Uber (3-0) S: Rooney (2)
03.10	Tuesday	Queens	Charlotte, N.C.	ESPN+	6:00 p.m.	W, 11-6	W: O. Lee (2-0)
03.13	Friday	Louisville	Louisville, Ky.	ACCNX	6:00 p.m.	W, 14-11	W: Jaisle (1-0)
03.14	Saturday	Louisville	Louisville, Ky.	ACCN	6:00 p.m.	L, 8-7	L: Hirsch (2-1)
03.15	Sunday	Louisville	Louisville, Ky.	ACCNX	1:00 p.m.	L, 21-12	L: Thurmond (0-1)
03.17	Tuesday	Central Michigan	South Bend, Ind.		4:30 p.m.	postponed	-
03.20	Friday	Clemson	South Bend, Ind.	ACCNX	4:30 p.m.	W, 6-0	W: Radel (3-1)
03.21	Saturday	Clemson	South Bend, Ind.		2:00 p.m.	W, 8-7	W: Thurmond (1-1)
03.22	Sunday	Clemson	South Bend, Ind.		1:00 p.m.	W, 7-4	W: Uber (4-0)
03.24	Tuesday	Western Michigan	South Bend, Ind.		4:30 p.m.	W, 14-3 (7 inn.)	W: Zerr (1-0)
03.28	Saturday	North Carolina	South Bend, Ind.	ACCNX	1:00 p.m.	L, 6-5	L: Rooney (0-2)
03.28	Saturday	North Carolina	South Bend, Ind.	ACCNX	5:00 p.m.	L, 13-7	L: Hirsch (2-2)
03.29	Sunday	North Carolina	South Bend, Ind.	ACCNX	1:00 p.m.	L, 15-10	L: Uber (4-1)
04.02	Thursday	NC State	Raleigh, N.C.	ACCNX	6:00 p.m.	L, 7-3	L: Crowell (1-2)
04.03	Friday	NC State	Raleigh, N.C.	ACCNX	6:00 p.m.	L, 7-3	L: Radel (3-2)
04.04	Saturday	NC State	Raleigh, N.C.	ACCNX	2:00 p.m.	L, 7-6	L: Singleton (0-1)
04.08	Wednesday	Michigan State	South Bend, Ind.	ACCN	5:00 p.m.	-	-
04.10	Friday	Virginia	South Bend, Ind.	ACCNX	5:30 p.m.	-	-
04.11	Saturday	Virginia	South Bend, Ind.	ACCNX	2:00 p.m.	-	-
04.12	Sunday	Virginia	South Bend, Ind.	ACCNX	1:00 p.m.	-	-
04.14	Tuesday	Valparaiso	South Bend, Ind.	ACCNX	5:30 p.m.	-	-
04.17	Friday	Florida State	Tallahassee, Fla.	ACCNX	6:00 p.m.	-	-
04.18	Saturday	Florida State	Tallahassee, Fla.	ACCNX	2:00 p.m.	-	-
04.19	Sunday	Florida State	Tallahassee, Fla.	ACCNX	1:00 p.m.	-	-
04.22	Wednesday	Michigan State	East Lansing, Mich.		TBA	-	-
04.24	Friday	Boston College	South Bend, Ind.		6:30 p.m.	-	-
04.25	Saturday	Boston College	South Bend, Ind.		2:00 p.m.	-	-
04.26	Sunday	Boston College	South Bend, Ind.		1:00 p.m.	-	-
04.29	Wednesday	Milwaukee	South Bend, Ind.	ACCNX	6:30 p.m.	-	-
05.01	Friday	Stanford	South Bend, Ind.	ACCNX	6:30 p.m.	-	-
05.02	Saturday	Stanford	South Bend, Ind.	ACCNX	2:00 p.m.	-	-
05.03	Sunday	Stanford	South Bend, Ind.	ACCNX	1:00 p.m.	-	-
05.08	Friday	Oakland	South Bend, Ind.	ACCNX	6:30 p.m.	-	-
05.09	Saturday	Oakland	South Bend, Ind.	ACCNX	2:00 p.m.	-	-
05.10	Sunday	Oakland	South Bend, Ind.	ACCNX	1:00 p.m.	-	-
05.12	Tuesday	Dayton	Mason, Ohio		6:00 p.m.	-	-
05.14	Thursday	Pittsburgh	Pittsburgh, Pa.		6:00 p.m.	-	-
05.15	Friday	Pittsburgh	Pittsburgh, Pa.		3:00 p.m.	-	-
05.16	Saturday	Pittsburgh	Pittsburgh, Pa.		1:00 p.m.	-	-
05.19-24		ACC Tournament	Charlotte, N.C.				



GAME-BY-GAME STARTING LINEUPS - BATTING

Date	Opponent	1	2	3	4	5	6	7	8	9	SP
02.13	Florida Atlantic	Berkland	Watters	Quatrani	Brzustewicz	Johnson	J. Lee	Coy	Passo	Zee	Radel
02.14	Florida Atlantic	Berkland	Watters	Quatrani	Brzustewicz	Johnson	J. Lee	Coy	Passo	Zee	Crowell
02.15	Florida Atlantic	Berkland	Watters	Quatrani	Brzustewicz	J. Lee	Coy	Van Ameyde	Passo	Barth	Uber
02.20	UCF	Berkland	Watters	Quatrani	Brzustewicz	J. Lee	Coy	Barth	Passo	Zee	Radel
02.21	LSU	Berkland	Watters	Quatrani	Brzustewicz	J. Lee	Coy	Van Ameyde	Passo	Zee	Crowell
02.22	Indiana	Berkland	Watters	Quatrani	Brzustewicz	J. Lee	Coy	Van Ameyde	Passo	Zee	Uber
02.27	Alabama A&M	Berkland	Coy	Quatrani	Watters	J. Lee	Brzustewicz	Passo	Zee	Logan	Radel
02.28	UIC	Berkland	Coy	Quatrani	Watters	J. Lee	Brzustewicz	Barth	Zee	Logan	Crowell
03.01	Tennessee Tech	Berkland	Coy	Quatrani	Watters	J. Lee	Brzustewicz	Barth	Zee	Logan	Uber
03.03	Eastern Michigan	Berkland	Coy	Quatrani	Watters	J. Lee	Brzustewicz	Barth	Passo	Logan	Zerr
03.06	Duke	Berkland	Coy	Quatrani	Watters	J. Lee	Brzustewicz	Johnson	Barth	Zee	Radel
03.07	Duke	Berkland	Coy	Quatrani	Watters	J. Lee	Brzustewicz	Johnson	Barth	Zee	Crowell
03.08	Duke	Berkland	Coy	Quatrani	Watters	J. Lee	Brzustewicz	Johnson	Barth	Zee	Uber
03.10	Queens	Berkland	Coy	Quatrani	Watters	J. Lee	Brzustewicz	Barth	Miranda	Zee	Zerr
03.13	Louisville	Berkland	Coy	Quatrani	Watters	Brzustewicz	J. Lee	Johnson	Barth	Zee	Radel
03.14	Louisville	Berkland	Coy	Quatrani	Watters	Brzustewicz	J. Lee	Johnson	Barth	Zee	Crowell
03.15	Louisville	Berkland	Coy	Quatrani	Watters	Brzustewicz	J. Lee	Johnson	Barth	Zee	Uber
03.20	Clemson	Berkland	Coy	Quatrani	Watters	Brzustewicz	Johnson	J. Lee	Barth	Zee	Radel
03.21	Clemson	Berkland	Coy	Quatrani	Watters	Brzustewicz	Johnson	J. Lee	Barth	Zee	Crowell
03.22	Clemson	Berkland	Coy	Quatrani	Watters	Johnson	J. Lee	Brzustewicz	Barth	Zee	Uber
03.24	Western Michigan	Berkland	Coy	Quatrani	Watters	Johnson	J. Lee	Passo	Barth	Zee	Klosterman
03.28	North Carolina	Berkland	Coy	Quatrani	Watters	Johnson	J. Lee	Brzustewicz	Barth	Zee	Radel
03.28	North Carolina	Berkland	Coy	Quatrani	Watters	Johnson	J. Lee	Brzustewicz	Barth	Zee	Crowell
03.29	North Carolina	Berkland	Coy	Quatrani	Watters	Johnson	J. Lee	Brzustewicz	Barth	Zee	Uber
04.02	NC State	Berkland	Coy	Quatrani	Watters	Johnson	J. Lee	Brzustewicz	Barth	Zee	Crowell
04.03	NC State	Berkland	Coy	Quatrani	Watters	J. Lee	Barth	Passo	Van Ameyde	Zee	Radel
04.04	NC State	Berkland	Coy	Quatrani	Watters	J. Lee	Barth	Passo	Zee	Logan	Uber
04.08	Michigan State	-	-	-	-	-	-	-	-	-	-
04.10	Virginia	-	-	-	-	-	-	-	-	-	-
04.11	Virginia	-	-	-	-	-	-	-	-	-	-
04.12	Virginia	-	-	-	-	-	-	-	-	-	-
04.14	Valparaiso	-	-	-	-	-	-	-	-	-	-
04.17	Florida State	-	-	-	-	-	-	-	-	-	-
04.18	Florida State	-	-	-	-	-	-	-	-	-	-
04.19	Florida State	-	-	-	-	-	-	-	-	-	-
04.22	Michigan State	-	-	-	-	-	-	-	-	-	-
04.24	Boston College	-	-	-	-	-	-	-	-	-	-
04.25	Boston College	-	-	-	-	-	-	-	-	-	-
04.26	Boston College	-	-	-	-	-	-	-	-	-	-
04.29	Milwaukee	-	-	-	-	-	-	-	-	-	-
05.01	Stanford	-	-	-	-	-	-	-	-	-	-
05.02	Stanford	-	-	-	-	-	-	-	-	-	-
05.03	Stanford	-	-	-	-	-	-	-	-	-	-
05.08	Oakland	-	-	-	-	-	-	-	-	-	-
05.09	Oakland	-	-	-	-	-	-	-	-	-	-
05.10	Oakland	-	-	-	-	-	-	-	-	-	-
05.12	Dayton	-	-	-	-	-	-	-	-	-	-
05.14	Pittsburgh	-	-	-	-	-	-	-	-	-	-
05.15	Pittsburgh	-	-	-	-	-	-	-	-	-	-
05.16	Pittsburgh	-	-	-	-	-	-	-	-	-	-
05.19-05.24	ACC Tournament	-	-	-	-	-	-	-	-	-	-



GAME-BY-GAME STARTING LINEUPS - POSITIONAL

Date	Opponent	SP	C	1B	2B	3B	SS	LF	CF	RF	DH
02.13	Florida Atlantic	Radel	Johnson	Passo	Zee	Brzustewicz	Coy	Watters	Berkland	J. Lee	Quatrani
02.14	Florida Atlantic	Crowell	Quatrani	Passo	Zee	Brzustewicz	Coy	Johnson	Berkland	J. Lee	Watters
02.15	Florida Atlantic	Uber	Quatrani	Passo	Barth	Brzustewicz	Coy	Watters	Berkland	J. Lee	Van Ameyde
02.20	UCF	Radel	Quatrani	Brzustewicz	Barth	Zee	Coy	Watters	Berkland	J. Lee	Passo
02.21	LSU	Crowell	Quatrani	Passo	Zee	Brzustewicz	Coy	Watters	Berkland	J. Lee	Van Ameyde
02.22	Indiana	Uber	Quatrani	Passo	Zee	Brzustewicz	Coy	Watters	Berkland	J. Lee	Van Ameyde
02.27	Alabama A&M	Radel	Quatrani	Passo	Zee	Brzustewicz	Coy	Berkland	Logan	J. Lee	Watters
02.28	UIC	Crowell	Quatrani	Brzustewicz	Barth	Zee	Coy	Berkland	Logan	J. Lee	Watters
03.01	Tennessee Tech	Uber	Quatrani	Brzustewicz	Barth	Zee	Coy	Berkland	Logan	J. Lee	Watters
03.03	Eastern Michigan	Zerr	Quatrani	Passo	Barth	Brzustewicz	Coy	Berkland	Logan	J. Lee	Watters
03.06	Duke	Radel	Quatrani	Brzustewicz	Barth	Zee	Coy	Watters	Berkland	J. Lee	Johnson
03.07	Duke	Crowell	Quatrani	Brzustewicz	Barth	Zee	Coy	Watters	Berkland	J. Lee	Johnson
03.08	Duke	Uber	Quatrani	Brzustewicz	Barth	Zee	Coy	Watters	Berkland	J. Lee	Johnson
03.10	Queens	Zerr	Miranda	Brzustewicz	Barth	Zee	Coy	Watters	Berkland	J. Lee	Quatrani
03.13	Louisville	Radel	Quatrani	Brzustewicz	Barth	Zee	Coy	Watters	Berkland	J. Lee	Johnson
03.14	Louisville	Crowell	Quatrani	Brzustewicz	Barth	Zee	Coy	Watters	Berkland	J. Lee	Johnson
03.15	Louisville	Uber	Quatrani	Brzustewicz	Barth	Zee	Coy	Watters	Berkland	J. Lee	Johnson
03.20	Clemson	Radel	Quatrani	Brzustewicz	Barth	Zee	Coy	Watters	Berkland	J. Lee	Johnson
03.21	Clemson	Crowell	Quatrani	Brzustewicz	Barth	Zee	Coy	Watters	Berkland	J. Lee	Johnson
03.22	Clemson	Uber	Quatrani	Brzustewicz	Barth	Zee	Coy	Watters	Berkland	J. Lee	Johnson
03.24	Western Michigan	Klosterman	Quatrani	Passo	Barth	Zee	Coy	Watters	Berkland	J. Lee	Johnson
03.28	North Carolina	Radel	Quatrani	Brzustewicz	Barth	Zee	Coy	Watters	Berkland	J. Lee	Johnson
03.28	North Carolina	Crowell	Johnson	Brzustewicz	Barth	Zee	Coy	Watters	Berkland	J. Lee	Quatrani
03.29	North Carolina	Uber	Quatrani	Brzustewicz	Barth	Zee	Coy	Watters	Berkland	J. Lee	Johnson
04.02	NC State	Crowell	Quatrani	Brzustewicz	Barth	Zee	Coy	Watters	Berkland	J. Lee	Johnson
04.03	NC State	Radel	Quatrani	Passo	Barth	Zee	Coy	Watters	Berkland	J. Lee	Van Ameyde
04.04	NC State	Uber	Quatrani	Passo	Barth	Zee	-	-	-	-	-
04.08	Michigan State	-	-	-	-	-	-	-	-	-	-
04.10	Virginia	-	-	-	-	-	-	-	-	-	-
04.11	Virginia	-	-	-	-	-	-	-	-	-	-
04.12	Virginia	-	-	-	-	-	-	-	-	-	-
04.14	Valparaiso	-	-	-	-	-	-	-	-	-	-
04.17	Florida State	-	-	-	-	-	-	-	-	-	-
04.18	Florida State	-	-	-	-	-	-	-	-	-	-
04.19	Florida State	-	-	-	-	-	-	-	-	-	-
04.22	Michigan State	-	-	-	-	-	-	-	-	-	-
04.24	Boston College	-	-	-	-	-	-	-	-	-	-
04.25	Boston College	-	-	-	-	-	-	-	-	-	-
04.26	Boston College	-	-	-	-	-	-	-	-	-	-
04.29	Milwaukee	-	-	-	-	-	-	-	-	-	-
05.01	Stanford	-	-	-	-	-	-	-	-	-	-
05.02	Stanford	-	-	-	-	-	-	-	-	-	-
05.03	Stanford	-	-	-	-	-	-	-	-	-	-
05.08	Oakland	-	-	-	-	-	-	-	-	-	-
05.09	Oakland	-	-	-	-	-	-	-	-	-	-
05.10	Oakland	-	-	-	-	-	-	-	-	-	-
05.12	Dayton	-	-	-	-	-	-	-	-	-	-
05.14	Pittsburgh	-	-	-	-	-	-	-	-	-	-
05.15	Pittsburgh	-	-	-	-	-	-	-	-	-	-
05.16	Pittsburgh	-	-	-	-	-	-	-	-	-	-
05.19-05.24	ACC Tournament	-	-	-	-	-	-	-	-	-	-



2026 Notre Dame Baseball NCAA STAT RANKINGS - 2026

Notre Dame - 2025-26 Baseball Ranking Summary thru games 04/05/2026

Statistic	National Rank	Conference Rank	Value	National Leader	Value	Conference Leader	Value
Base on Balls (299 ranked)	169	15	134	Pittsburgh	227	Pittsburgh	227
Batting Average (300 ranked)	41	6	0.302	Texas Tech	0.363	Georgia Tech	0.358
Double Plays (298 ranked)	289	16	11	New Orleans	36	California North Carolina	30 30
Double Plays Per Game (300 ranked)	287	16	0.41	Texas St.	1.10	California	1.00
Doubles (300 ranked)	197	16	49	Texas Tech	91	Georgia Tech	82
Doubles Per Game (300 ranked)	136	11	1.81	Texas Tech	2.94	Georgia Tech	2.65
Earned Run Average (300 ranked)	126	13	5.55	UC Santa Barbara	2.89	North Carolina	3.57
Fielding Percentage (300 ranked)	76	4	0.974	Southeast Mo. St.	0.988	North Carolina	0.983
Hit Batters (298 ranked)	297	15	23	Alabama A&M	77	Duke	61
Hit by Pitch (300 ranked)	159	9	41	Winthrop	85	North Carolina	54
Hits (299 ranked)	114	12	288	Texas Tech	406	Georgia Tech	385
Hits Allowed Per Nine Innings (300 ranked)	190	13	10.09	Oregon	6.06	Florida St.	7.10
Home Runs (300 ranked)	52	10	42	Georgia	93	Pittsburgh	67
Home Runs Per Game (300 ranked)	33	7	1.56	Georgia	2.82	Pittsburgh	2.23
On Base Percentage (300 ranked)	70	9	0.404	Georgia Tech	0.480	Georgia Tech	0.480
Runs (300 ranked)	95	13	222	Georgia Tech	353	Georgia Tech	353
Sacrifice Bunts (294 ranked)	172	4	10	Coastal Carolina James Madison	41 41	Boston College	30
Sacrifice Flies (298 ranked)	68	6	16	South Fla.	29	NC State	26
Scoring (300 ranked)	38	8	8.2	Georgia Tech	11.4	Georgia Tech	11.4
Shutouts (85 ranked)	85	6	1	Florida	7	Georgia Tech NC State	3 3
Slugging Percentage (300 ranked)	35	7	0.502	Georgia	0.633	Georgia Tech	0.633
Stolen Bases (298 ranked)	275	16	19	VMI	139	Duke	117
Stolen Bases Per Game (300 ranked)	269	16	0.70	VMI	4.48	Duke	3.44
Strikeout-to-Walk Ratio (300 ranked)	55	6	2.36	Auburn	4.42	Clemson	3.22
Strikeouts Per Nine Innings (300 ranked)	92	13	9.0	Wake Forest	12.8	Wake Forest	12.8
Triple Plays (1 ranked)				7 teams tied	1		
Triples (294 ranked)	60	7	8	New Mexico St.	17	Boston College Duke	12 12
Triples Per Game (299 ranked)	47	5	0.30	New Mexico St.	0.57	Boston College	0.36
WHIP (300 ranked)	125	13	1.54	Auburn	1.09	Clemson	1.18
WL Pct (299 ranked)	110	13	0.556	UCLA	0.938	Georgia Tech	0.839
Walks Allowed Per Nine Innings (300 ranked)	45	2	3.80	Auburn	2.59	Clemson	3.27



2026 Notre Dame Baseball NCAA STAT RANKINGS - 2026

Statistic	Player	National Rank	Conference Rank	Value	National Leader	Value	Conference Leader	Value
Base on Balls (130 ranked)					Tyler Albright, Duke Evan Appelwick, Miami (OH)	38 38	Tyler Albright, Duke	38
Base on Balls Per Game (150 ranked)					Myles Bailey, Florida St. Josiah Overbeek, Army West Point	1.35 1.35	Myles Bailey, Florida St.	1.35
Batting Average (250 ranked)	Mark Quatrani Noah Coy	173 237	16 22	0.361 0.354	Tanner Mally, Western Mich.	0.510	Teddy Tokheim, Stanford	0.425
Complete Games (12 ranked)	Jack Radel	12	1	1	11 players tied	2	6 players tied	1
Doubles (130 ranked)	Drew Berkland	130	15	10	Carson Kerce, Georgia Tech	17	Carson Kerce, Georgia Tech	17
Doubles Per Game (148 ranked)	Drew Berkland	97	10	0.37	Troy Sudbrook, Toledo	0.55	Carson Kerce, Georgia Tech	0.55
Earned Run Average (200 ranked)	Jack Radel	99	8	2.85	Jackson Flora, UC Santa Barbara	0.69	Lucas Hartman, Virginia	1.73
Games Started (10 ranked)	Caden Crowell Jack Radel Ty Uber	10 10 10	1 1 1	8 8 8	Colton Sneddon, New Mexico St.	11	26 players tied	8
Hit Batters (112 ranked)					Robbie O'Connor, Northeastern	21	Ryan Lynch, North Carolina	11
Hit By Pitch Per Game (149 ranked)	Mark Quatrani	134	3	0.33	Gabe Springer, San Diego	0.69	Luke Costello, Wake Forest	0.46
Hit by Pitch (146 ranked)	Mark Quatrani	146	7	9	Hayden Miller, Bradley Tre Phelps, Georgia Gabe Springer, San Diego	20 20 20	Eric Becker, Virginia Luke Costello, Wake Forest	12 12
Hits (137 ranked)					Landon Hairston, Arizona St.	59	Jarren Advincola, Georgia Tech	54
Hits Allowed Per Nine Innings (150 ranked)	Jack Radel	24	3	5.51	Mason Edwards, Southern California	3.60	Chris Levonas, Wake Forest	4.98
Hits Per Game (150 ranked)	Mark Quatrani	99	8	1.44	Tanner Mally, Western Mich.	1.92	Jarren Advincola, Georgia Tech	1.74
Home Runs (147 ranked)	Mark Quatrani	63	11	10	Quinton Coats, Cincinnati	20	Tague Davis, Louisville	19
Home Runs Per Game (145 ranked)	Mark Quatrani	48	8	0.37	Tague Davis, Louisville	0.59	Tague Davis, Louisville	0.59
On Base Percentage (150 ranked)	Noah Coy	148	19	0.480	Tanner Mally, Western Mich.	0.625	Myles Bailey, Florida St.	0.582
Pitching Appearances (81 ranked)					Trevor Kester-Johnson, Purdue	20	Lucas Hartman, Virginia Walker McDuffie, North Carolina	18 18
Runs (130 ranked)	Jayce Lee	130	29	33	Dee Kennedy, Kansas St.	49	Daniel Cuvet, Miami (FL) Tague Davis, Louisville Vahn Lackey, Georgia Tech	44 44 44
Runs Batted In (145 ranked)	Mark Quatrani	81	13	35	Tague Davis, Louisville	62	Tague Davis, Louisville	62
Runs Batted In Per Game (150 ranked)	Mark Quatrani	39	5	1.30	Tague Davis, Louisville	1.94	Tague Davis, Louisville	1.94
Runs Per Game (146 ranked)	Jayce Lee Drew Berkland Mark Quatrani	58 80 80	13 17 17	1.22 1.19 1.19	Johnathan Gomez, FDU	1.64	AJ Nessler, Pittsburgh	1.48
Sacrifice Bunts (100 ranked)	Noah Coy	100	2	4	5 players tied	10	Luke Gallo, Boston College	6
Sacrifice Bunts Per Game (145 ranked)	Noah Coy	117	2	0.15	Tucker Biehl, Akron	0.38	Luke Gallo, Boston College	0.21
Sacrifice Flies (147 ranked)	Drew Berkland Mark Quatrani	147 147	8 8	3 3	Tracer Lopez, Texas Tech Joey Morton, Campbell Garryn Plummer, FDU	7 7 7	Nick Wang, Boston College Bryan West, Miami (FL)	6 6
Saves (388 ranked)	Noah Rooney	186	8	2	Albert Roblez, Oregon St.	10	Tyler Kapa, Virginia	7
Slugging Percentage (250 ranked)	Mark Quatrani	69	12	0.694	Landon Hairston, Arizona St.	1.016	Myles Bailey, Florida St.	0.913
Stolen Bases (129 ranked)					Terence Grines, UT Martin	33	Javar Williams, Wake Forest	21
Stolen Bases Per Game (150 ranked)					CJ Egrie, Holy Cross	1.33	Javar Williams, Wake Forest	0.64
Strikeout-to-Walk Ratio (150 ranked)	Jack Radel	23	2	6.40	Max Winders, Butler	19.00	AJ Ciscar, Miami (FL)	15.67
Strikeouts (140 ranked)	Jack Radel	16	3	64	Dax Whitney, Oregon St.	88	Chris Levonas, Wake Forest	73
Strikeouts Per Nine Innings (150 ranked)	Jack Radel	45	7	12.17	Dax Whitney, Oregon St.	16.73	Chris Levonas, Wake Forest	15.16
Total Bases (147 ranked)	Mark Quatrani	104	16	75	Landon Hairston, Arizona St.	130	Tague Davis, Louisville	118
Toughest to Strike Out (148 ranked)					Tanner Mally, Western Mich.	49.0	Luke Gaffney, Clemson	12.4
Triples (98 ranked)	Noah Coy Jayce Lee	27 98	5 9	3 2	Drew Barragan, UNLV Max Hartman, Washington St.	6 6	Jake Schaffner, North Carolina Jack Toomey, Boston College	5 5
Triples Per Game (133 ranked)	Noah Coy	40	5	0.11	Gabe Cavazzoni, Seton Hall	0.22	Jake Schaffner, North Carolina	0.16
Victories (92 ranked)	Ty Uber	92	12	4	4 players tied	7	Chris Levonas, Wake Forest	7



NCAA STAT RANKINGS - 2026

Statistic	Player	National Rank	Conference Rank	Value	National Leader	Value	Conference Leader	Value
WHIP (150 ranked)	Jack Radel	9	1	0.82	Jake Marciano, Auburn	0.68	Jack Radel, Notre Dame	0.82
Walks Allowed Per Nine Innings (150 ranked)	Jack Radel	65	3	1.90	Max Winders, Butler	0.48	AJ Ciscar, Miami (FL)	0.64



2026 Notre Dame Baseball OVERALL SEASON STATS - 2026

Notre Dame Baseball 2025 - 2026 Season

(As of Apr 4, 2026)

Notre Dame Overall Statistics

Record: 15-12 Home: 5-3 Away: 7-7 Neutral: 3-2 Conference: 6-9
Extra Inn: 1-1 Vs. Ranked: 3-4

PLAYER	AVG	GP-GS	AB	R	H	2B	3B	HR	XB	RBI	TB	SLG	BB	HP	K	GDP	OB%	SF	SH	SB-ATT	PO	A	E	FLD%	
QUATRANI, Mark	.361	27-27	108	32	39	4	1	10	15	35	75	.694	11	9	23	2	.450	3	0	0-0	194	21	0	1.000	
COY, Noah	.354	27-27	99	29	35	2	3	3	8	26	52	.525	21	5	14	1	.480	2	4	6-9	26	64	2	.978	
PASSO, Dylan	.348	16-11	46	6	16	4	0	1	5	6	23	.500	0	1	11	2	.347	2	0	0-0	76	6	0	1.000	
WATTERS, Bino	.325	27-27	114	21	37	5	1	7	13	28	65	.570	13	2	23	2	.400	1	0	1-2	37	1	1	.974	
LEE, Jayce	.317	27-27	104	33	33	5	2	6	13	20	60	.577	15	4	26	1	.419	1	0	0-0	38	3	1	.976	
BERKLAND, Drew	.313	27-27	115	32	36	10	1	3	14	16	57	.496	14	5	27	1	.401	3	0	4-5	53	0	1	.981	
BARTH, Mason	.301	26-22	83	15	25	5	0	2	7	13	36	.434	11	5	23	0	.410	1	1	4-4	32	62	3	.969	
JOHNSON, Davis	.269	17-16	52	14	14	3	0	6	9	18	35	.673	8	5	20	0	.409	1	1	2-2	19	0	0	1.000	
ZEE, Jamie	.231	25-25	91	17	21	4	0	3	7	19	34	.374	12	1	35	1	.324	1	2	0-0	22	43	7	.903	
BRZUSTEWICZ, Parker	.228	26-24	92	11	21	4	0	0	4	14	25	.272	16	1	24	4	.345	1	1	1-1	156	17	5	.972	

RICKS, Caleb	.375	8-0	8	3	3	2	0	0	2	4	5	.625	1	0	4	0	.444	0	0	0-0	3	0	0	1.000	
LOGAN, Brandon	.263	12-5	19	5	5	1	0	1	2	5	9	.474	5	1	8	0	.440	0	1	1-1	13	0	0	1.000	
MIRANDA, Shane	.200	4-1	5	0	1	0	0	0	0	0	1	.200	2	0	2	0	.429	0	0	0-0	12	2	0	1.000	
VAN AMEYDE, Chase	.154	10-4	13	2	2	0	0	0	0	0	2	.154	2	2	4	0	.353	0	0	0-0	1	0	0	1.000	
GRAHAM, Andrew	.000	6-0	3	2	0	0	0	0	0	0	0	.000	3	0	1	0	.500	0	0	0-0	0	1	0	1.000	
READER, Troy	.000	2-0	3	0	0	0	0	0	0	0	0	.000	0	0	2	0	.000	0	0	0-0	0	0	0	.000	
Others																					14	27	5	.891	
Totals	.302	-	955	222	288	49	8	42	99	204	479	.502	134	41	247	14	.404	16	10	19-24	696	247	25	.974	
Opponents	.280	-	927	161	260	52	5	25	82	149	397	.428	98	23	231	10	.360	11	7	42-51	704	239	27	.972	

LOB - Team (224), Opp (205). DPs turned - Team (16), Opp (17). CI - Team (0), Opp (0). IBB - Team (3): JOHNSON, Davis (2); WATTERS, Bino (1). Picked off - Team (1): LEE, Jayce (1).

PLAYER	ERA	W-L	APP	GS	CG	SHO	SV	IP	H	R	ER	BB	K	WHIP	2B	3B	HR	AVG	WP	HP	BK	SFA	SHA		
ZERR, Aiden	2.70	1-0	7	2	0	0	0	13.1	13	6	4	6	6	1.43	2	0	0	.245	0	0	0	1	0		
RADEL, Jack	2.85	3-2	8	8	1	1	0	47.1	29	19	15	10	64	0.82	5	0	5	.168	2	2	0	0	1		
UBER, Ty	4.76	4-1	8	8	0	2	0	34.0	35	22	18	15	27	1.47	5	0	2	.267	4	2	1	2	2		
CROWELL, Caden	7.45	1-2	8	8	0	0	0	29.0	42	24	24	20	25	2.14	8	1	4	.356	0	5	0	2	1		
KLOSTERMAN, Kellan	8.10	0-0	5	1	0	1	0	6.2	5	6	6	9	7	2.10	2	0	1	.208	3	2	0	1	0		

CLARK, Evan	0.00	0-0	1	0	0	0	0	1.0	1	0	0	1	0	2.00	0	0	0	.250	0	0	0	0	0		
BIRKHOLZ, Radek	0.00	0-0	1	0	0	0	0	0.1	0	0	0	0	0	0.00	0	0	0	.000	0	0	0	0	0		
ROONEY, Noah	5.09	0-2	11	0	0	1	2	23.0	31	17	13	3	20	1.48	8	1	2	.316	1	1	1	2	0		
THURMOND, Eli	5.14	1-1	12	0	0	2	0	14.0	20	8	8	6	9	1.86	3	0	2	.345	4	1	0	1	0		
HIRSCH, Xavier	5.73	2-2	8	0	0	0	0	22.0	24	15	14	2	21	1.18	5	2	1	.273	1	2	0	1	2		
SINGLETON, Dylan	5.93	0-1	9	0	0	2	0	13.2	18	10	9	5	16	1.68	6	0	1	.305	1	1	1	0	0		
J AISLE, William	6.75	1-0	9	0	0	1	0	6.2	7	5	5	7	8	2.10	1	0	2	.269	0	1	0	1	0		
LEE, Oisín	7.45	2-0	9	0	0	0	0	9.2	15	10	8	7	8	2.28	2	1	1	.366	2	1	0	0	1		
VAN AMEYDE, Chase	12.71	0-1	6	0	0	0	0	5.2	8	8	8	5	13	2.29	4	0	0	.320	2	2	0	0	0		
SNYDER, Garrett	17.47	0-0	7	0	0	0	0	5.2	12	11	11	2	7	2.47	1	0	4	.429	0	3	0	0	0		
Totals	5.55	15-12	27	0	3	2	232.0	260	161	143	98	231	1.54	52	5	25	.280	20	23	3	11	7			
Opponents	7.82	12-15	27	0	0	4	234.2	288	222	204	134	247	1.80	49	8	42	.302	24	41	3	16	10			

PB - Team(4): QUATRANI, Mark (3); JOHNSON, Davis (1), Opp (6). Pickoffs - Team(2): UBER, Ty (1); CROWELL, Caden (1), Opp (1). SBA/ATT - QUATRANI, Mark (37-46); JOHNSON, Davis (4-4); MIRANDA, Shane (3-3); ZERR, Aiden (3-3); CROWELL, Caden (3-4); UBER, Ty (2-2); RADEL, Jack (2-2); SNYDER, Garrett (1-1); HIRSCH, Xavier (1-1); LEE, Oisín (1-1).



2026 Notre Dame Baseball
FIELDING STATS - 2026

Notre Dame Baseball 2025 - 2026 Season

(As of Apr 4, 2026)

Notre Dame Overall Statistics

PLAYER	C	PO	A	E	FLD%	DP	SBA	CSB	SBA%	PB	CI
QUATRANI, Mark	215	194	21	0	1.000	0	37	9	.804	3	0
PASSO, Dylan	82	76	6	0	1.000	1	0	0	0	0	0
JOHNSON, Davis	19	19	0	0	1.000	0	4	0	1.000	1	0
LOGAN, Brandon	13	13	0	0	1.000	0	0	0	0	0	0
MIRANDA, Shane	14	12	2	0	1.000	0	3	0	1.000	0	0
RICKS, Caleb	3	3	0	0	1.000	0	0	0	0	0	0
ZERR, Aiden	6	2	4	0	1.000	0	3	0	1.000	0	0
HIRSCH, Xavier	9	2	7	0	1.000	1	1	0	1.000	0	0
LEE, Oisin	3	2	1	0	1.000	0	1	0	1.000	0	0
KLOSTERMAN, Kellan	1	1	0	0	1.000	0	0	0	0	0	0
ROONEY, Noah	3	1	2	0	1.000	0	0	0	0	0	0
VAN AMEYDE, Chase	1	1	0	0	1.000	0	0	0	0	0	0
J AISLE, William	1	0	1	0	1.000	0	0	0	0	0	0
GRAHAM, Andrew	1	0	1	0	1.000	0	0	0	0	0	0
CROWELL, Caden	4	0	4	0	1.000	1	3	1	.750	0	0
BERKLAND, Drew	54	53	0	1	.981	0	0	0	0	0	0
COY, Noah	92	26	64	2	.978	5	0	0	0	0	0
LEE, Jayce	42	38	3	1	.976	0	0	0	0	0	0
WATTERS, Bino	39	37	1	1	.974	0	0	0	0	0	0
BRZUSTEWICZ, Parker	178	156	17	5	.972	9	0	0	0	0	0
BARTH, Mason	97	32	62	3	.969	6	0	0	0	0	0
ZEE, Jamie	72	22	43	7	.903	5	0	0	0	0	0
RADEL, Jack	8	4	3	1	.875	0	2	0	1.000	0	0
UBER, Ty	8	2	4	2	.750	0	2	0	1.000	0	0
SINGLETON, Dylan	2	0	1	1	.500	0	0	0	0	0	0
SNYDER, Garrett	0	0	0	0	.000	0	1	0	1.000	0	0
THURMOND, Eli	1	0	0	1	.000	0	0	0	0	0	0
Totals	968	696	247	25	.974	16	57	10	.851	4	0
Opponents	970	704	239	27	.972	17	23	8	.742	6	0



2026 Notre Dame Baseball SITUATIONAL STATS - 2026

Notre Dame Baseball 2025 - 2026 Season

(As of Apr 4, 2026)

Notre Dame Batting Analysis

PLAYER	vs left			vs right			runners on			bases emp			bases ldd			leadoff			fly	gnd	fly/
	H	AB	AVG	H	AB	AVG	H	AB	AVG	H	AB	AVG	H	AB	AVG	RCH	OP	PCT	OUT	OUT	GND
3 BARTH, Mason	11	20	.550	14	63	.222	12	35	.343	13	48	.271	2	3	.667	8	23	.348	17	16	1.1
10 BERKLAND, Drew	10	23	.435	26	92	.283	15	46	.326	21	69	.304	1	4	.250	19	48	.396	32	18	1.8
22 BRZUSTEWICZ, Parker	8	27	.296	13	65	.200	14	50	.280	7	42	.167	1	2	.500	6	20	.300	15	29	0.5
11 COY, Noah	11	28	.393	24	71	.338	22	52	.423	13	47	.277	2	4	.500	11	25	.440	24	27	0.9
6 GRAHAM, Andrew	0	1	.000	0	2	.000	0	2	.000	0	1	.000	0	0	-	0	0	-	2	0	-
55 JOHNSON, Davis	7	18	.389	7	34	.206	7	27	.259	7	25	.280	3	3	1.000	6	15	.400	13	7	1.9
1 LEE, Jayce	14	26	.538	19	78	.244	15	59	.254	18	45	.400	1	4	.250	12	20	.600	27	15	1.8
16 LOGAN, Brandon	1	5	.200	4	14	.286	3	10	.300	2	9	.222	1	2	.500	3	8	.375	3	3	1.0
14 MIRANDA, Shane	1	1	1.000	0	4	.000	0	1	.000	1	4	.250	0	0	-	2	2	1.000	1	1	1.0
21 PASSO, Dylan	3	9	.333	13	37	.351	11	27	.407	5	19	.263	0	3	.000	1	10	.100	13	6	2.2
19 QUATRANI, Mark	8	25	.320	31	83	.373	23	59	.390	16	49	.327	1	3	.333	10	21	.476	22	23	1.0
9 READER, Troy	0	1	.000	0	2	.000	0	3	.000	0	0	-	0	1	.000	0	0	-	1	0	-
20 RICKS, Caleb	2	2	1.000	1	6	.167	3	6	.500	0	2	.000	1	1	1.000	0	0	-	1	0	-
52 VAN AMEYDE, Chase	0	0	-	2	13	.154	1	6	.167	1	7	.143	0	0	-	0	1	.000	2	5	0.4
15 WATTERS, Bino	11	31	.355	26	83	.313	23	58	.397	14	56	.250	2	2	1.000	7	23	.304	21	29	0.7
13 ZEE, Jamie	7	23	.304	14	68	.206	12	47	.255	9	44	.205	1	5	.200	7	20	.350	16	19	0.8
Totals	94	240	.392	194	715	.271	161	488	.330	127	467	.272	16	37	.432	92	236	.390	210	198	1.1
Opponents	92	279	.330	168	648	.259	135	448	.301	125	479	.261	10	30	.333	82	233	.352	211	214	1.0

PLAYER	pinch hit			RISP			R3rd LTout			2outs			adv ops			2out rnrs		rch rch			
	H	AB	AVG	H	AB	AVG	H	AB	AVG	H	AB	AVG	ADV	OP	PCT	RBI	ADV	LOB	ERR	FC	KL
3 BARTH, Mason	1	2	.500	8	23	.348	1	3	.333	10	27	.370	24	43	.558	8	0	18	2	2	15
10 BERKLAND, Drew	0	0	-	8	29	.276	0	4	.000	14	38	.368	26	55	.473	6	0	27	0	5	4
22 BRZUSTEWICZ, Parker	0	1	.000	8	26	.308	3	6	.500	7	31	.226	34	63	.540	2	0	20	2	6	9
11 COY, Noah	0	0	-	15	31	.484	4	6	.667	7	23	.304	42	66	.636	8	0	19	4	2	4
6 GRAHAM, Andrew	0	2	.000	0	2	.000	0	0	-	0	2	.000	1	3	.333	0	0	1	0	0	1
55 JOHNSON, Davis	0	1	.000	4	18	.222	3	3	1.000	7	16	.438	17	35	.486	7	0	10	0	2	3
1 LEE, Jayce	0	0	-	9	39	.231	3	6	.500	12	47	.255	22	70	.314	7	0	46	2	4	7
16 LOGAN, Brandon	0	1	.000	2	9	.222	0	3	.000	2	5	.400	7	14	.500	4	0	4	0	1	3
14 MIRANDA, Shane	0	0	-	0	1	.000	0	0	-	0	2	.000	0	2	.000	0	0	0	0	0	0
21 PASSO, Dylan	0	0	-	3	16	.188	1	5	.200	6	15	.400	17	30	.567	1	0	12	1	0	7
19 QUATRANI, Mark	0	0	-	11	33	.333	4	8	.500	12	34	.353	44	73	.603	13	0	15	2	3	4
9 READER, Troy	0	2	.000	0	2	.000	0	0	-	0	1	.000	0	3	.000	0	0	3	0	0	0
20 RICKS, Caleb	1	3	.333	2	3	.667	0	0	-	2	3	.667	4	7	.571	4	0	0	0	0	2
52 VAN AMEYDE, Chase	0	0	-	1	4	.250	0	1	.000	1	4	.250	3	8	.375	0	0	1	0	0	3
15 WATTERS, Bino	0	0	-	14	37	.378	6	7	.857	17	46	.370	34	66	.515	10	0	22	2	3	4
13 ZEE, Jamie	0	0	-	11	33	.333	3	6	.500	7	33	.212	26	57	.456	6	0	26	1	2	12
Totals	2	12	.167	96	306	.314	28	58	.483	104	327	.318	301	595	.506	76	0	224	16	30	78
Opponents	5	19	.263	85	286	.297	21	54	.389	85	310	.274	239	517	.462	66	0	205	15	20	52



2026 Notre Dame Baseball SITUATIONAL STATS - 2026

Notre Dame Baseball 2025-2026 Season

(As of Apr 4, 2026)

Notre Dame Pitching Analysis

PLAYER	vs left			vs right			runners on			bases emp			leadoff			2outs			fly	gnd	fly/	GDP
	H	AB	AVG	H	AB	AVG	H	AB	AVG	H	AB	AVG	ADV	OPS	PCT	H	AB	AVG	OUT	OUT	GND	
33 BIRKHOLZ, Radek	0	0	-	0	1	.000	0	1	.000	0	0	-	0	0	-	0	1	.000	1	0	-	0
31 CLARK, Evan	1	3	.333	0	1	.000	0	1	.000	1	3	.333	0	1	.000	1	2	.500	1	2	0.5	0
7 CROWELL, Caden	18	45	.400	24	73	.329	24	64	.375	18	54	.333	15	32	.469	12	37	.324	27	26	1.0	2
30 HIRSCH, Xavier	14	42	.333	10	46	.217	12	40	.300	12	48	.250	8	22	.364	6	28	.214	13	30	0.4	1
12 JAISLE, William	1	8	.125	6	18	.333	5	16	.313	2	10	.200	3	6	.500	4	13	.308	5	7	0.7	0
25 KLOSTERMAN, Kellan	3	12	.250	2	12	.167	3	8	.375	2	16	.125	1	8	.125	0	5	.000	12	1	12.0	0
36 LEE, Oisin	5	16	.313	10	25	.400	8	22	.364	7	19	.368	4	10	.400	8	15	.533	4	13	0.3	1
27 RADEL, Jack	12	68	.176	17	105	.162	10	59	.169	19	114	.167	14	48	.292	6	55	.109	38	37	1.0	2
46 ROONEY, Noah	8	33	.242	23	65	.354	18	58	.310	13	40	.325	8	20	.400	14	35	.400	21	26	0.8	2
5 SINGLETON, Dylan	8	24	.333	10	35	.286	10	26	.385	8	33	.242	2	14	.143	4	18	.222	19	6	3.2	0
26 SNYDER, Garrett	4	13	.308	8	15	.533	5	15	.333	7	13	.538	3	5	.600	4	10	.400	2	7	0.3	1
40 THURMOND, Eli	8	25	.320	12	33	.364	10	28	.357	10	30	.333	3	12	.250	9	21	.429	11	19	0.6	0
24 UBER, Ty	18	59	.305	17	72	.236	16	61	.262	19	70	.271	13	36	.361	9	42	.214	42	29	1.4	1
52 VAN AMEYDE, Chase	5	10	.500	3	15	.200	6	20	.300	2	5	.400	4	5	.800	1	8	.125	2	2	1.0	0
18 ZERR, Aiden	8	28	.286	5	25	.200	8	29	.276	5	24	.208	4	14	.286	7	20	.350	13	21	0.6	0
Totals	113	386	.293	147	541	.272	135	448	.301	125	479	.261	82	233	.352	85	310	.274	211	226	0.9	10
Opponents	103	316	.326	185	639	.290	161	488	.330	127	467	.272	92	236	.390	104	327	.318	210	214	1.0	12

PLAYER	AP	GS	IP/APP	H/G	R/G	ER/G	BB/G	K/G	K/BB	2B/G	3B/G	HR/G	FO/G	GO/G	BF/G	SBA	ATT	PCT
33 BIRKHOLZ, Radek	1	0	0.33	0.00	0.00	0.00	0.00	0.00	0	0.00	0.00	0.00	27.03	0.00	27.03	0	0	0
31 CLARK, Evan	1	0	1.00	9.00	0.00	0.00	9.00	0.00	0.00	0.00	0.00	0.00	9.00	18.00	45.00	0	0	0
7 CROWELL, Caden	8	8	3.63	13.03	7.45	7.45	6.21	7.76	1.25	2.48	0.31	1.24	8.38	8.07	45.31	3	4	.750
30 HIRSCH, Xavier	8	0	2.75	9.82	6.14	5.73	0.82	8.59	10.50	2.05	0.82	0.41	5.32	12.27	38.86	1	1	1.000
12 JAISLE, William	9	0	0.74	9.45	6.75	6.75	9.45	10.80	1.14	1.35	0.00	2.70	6.75	9.45	47.25	0	0	0
25 KLOSTERMAN, Kellan	5	1	1.33	6.75	8.10	8.10	12.15	9.45	0.78	2.70	0.00	1.35	16.20	1.35	48.60	0	0	0
36 LEE, Oisin	9	0	1.07	13.97	9.31	7.45	6.52	7.45	1.14	1.86	0.93	0.93	3.72	12.10	46.55	1	1	1.000
27 RADEL, Jack	8	8	5.92	5.51	3.61	2.85	1.90	12.17	6.40	0.95	0.00	0.95	7.23	7.04	35.37	2	2	1.000
46 ROONEY, Noah	11	0	2.09	12.13	6.65	5.09	1.17	7.83	6.67	3.13	0.39	0.78	8.22	10.17	40.70	0	0	0
5 SINGLETON, Dylan	9	0	1.52	11.85	6.59	5.93	3.29	10.54	3.20	3.95	0.00	0.66	12.51	3.95	42.80	0	0	0
26 SNYDER, Garrett	7	0	0.81	19.06	17.47	17.47	3.18	11.12	3.50	1.59	0.00	6.35	3.18	11.12	52.41	1	1	1.000
40 THURMOND, Eli	12	0	1.17	12.86	5.14	5.14	3.86	5.79	1.50	1.93	0.00	1.29	7.07	12.21	42.43	0	0	0
24 UBER, Ty	8	8	4.25	9.26	5.82	4.76	3.97	7.15	1.80	1.32	0.00	0.53	11.12	7.68	40.24	2	2	1.000
52 VAN AMEYDE, Chase	6	0	0.94	12.71	12.71	12.71	7.94	20.65	2.60	6.35	0.00	0.00	3.18	3.18	50.82	0	0	0
18 ZERR, Aiden	7	2	1.90	8.78	4.05	2.70	4.05	4.05	1.00	1.35	0.00	0.00	8.78	14.18	40.50	3	3	1.000
Totals	27	27	8.59	10.09	6.25	5.55	3.80	8.96	2.36	2.02	0.19	0.97	8.19	8.77	41.35	57	67	.851
Opponents	27	27	8.69	11.05	8.51	7.82	5.14	9.47	1.84	1.88	0.31	1.61	8.05	8.21	44.41	23	31	.742

Pitching averages based on 9-inning game.



MISCELLANEOUS STATS - 2026

Notre Dame Baseball 2025 - 2026 Season

(As of Apr 4, 2026)

Notre Dame Multi-hit/RBI/Run Games and Hitting Streaks

MULTIPLE HIT GAMES	2	3	4	5+	TOTAL
QUATRANI, Mark	10	1	2	0	13
COY, Noah	10	2	0	0	12
WATTERS, Bino	6	4	1	0	11
BERKLAND, Drew	5	3	1	0	9
LEE, Jayce	4	2	1	0	7
BRZUSTEWICZ, Parker	4	2	0	0	6
BARTH, Mason	5	1	0	0	6
PASSO, Dylan	3	1	0	0	4
ZEE, Jamie	3	0	0	0	3
JOHNSON, Davis	1	1	0	0	2
LOGAN, Brandon	0	1	0	0	1
RICKS, Caleb	1	0	0	0	1

MULTIPLE RBI GAMES	2	3	4	5+	TOTAL
WATTERS, Bino	6	2	1	0	9
QUATRANI, Mark	2	6	0	1	9
COY, Noah	3	3	1	0	7
LEE, Jayce	3	2	0	0	5
ZEE, Jamie	3	1	0	0	4
BRZUSTEWICZ, Parker	2	1	1	0	4
BARTH, Mason	3	1	0	0	4
JOHNSON, Davis	1	0	0	2	3
BERKLAND, Drew	1	1	0	0	2
RICKS, Caleb	2	0	0	0	2
LOGAN, Brandon	0	0	1	0	1
PASSO, Dylan	1	0	0	0	1

HITTING STREAKS	LONGEST	CURRENT
BERKLAND, Drew	21	0
LEE, Jayce	9	0
QUATRANI, Mark	9	0
WATTERS, Bino	7	5
BARTH, Mason	7	3
COY, Noah	7	2
ZEE, Jamie	6	2
BRZUSTEWICZ, Parker	6	0
PASSO, Dylan	5	5
JOHNSON, Davis	4	4
RICKS, Caleb	2	0
VAN AMEYDE, Chase	2	0
LOGAN, Brandon	1	1
MIRANDA, Shane	1	0
GRAHAM, Andrew	0	0
READER, Troy	0	0

MULTIPLE RUN GAMES	2	3	4	5+	TOTAL
BERKLAND, Drew	7	2	1	0	10
QUATRANI, Mark	7	0	2	0	9
LEE, Jayce	4	2	1	0	7
COY, Noah	6	0	1	0	7
WATTERS, Bino	5	1	0	0	6
ZEE, Jamie	3	1	0	0	4
JOHNSON, Davis	3	1	0	0	4
BARTH, Mason	3	0	0	0	3
BRZUSTEWICZ, Parker	2	0	0	0	2
LOGAN, Brandon	1	0	0	0	1
PASSO, Dylan	1	0	0	0	1
VAN AMEYDE, Chase	1	0	0	0	1

REACHED SAFELY STREAKS (H,BB,IBB,HBP)	LONGEST	CURRENT
BERKLAND, Drew	24	2
QUATRANI, Mark	21	0
COY, Noah	17	2
LEE, Jayce	14	14
BARTH, Mason	12	3
BRZUSTEWICZ, Parker	10	0
JOHNSON, Davis	9	7
ZEE, Jamie	9	4
WATTERS, Bino	8	5
PASSO, Dylan	5	5
LOGAN, Brandon	4	1
GRAHAM, Andrew	3	3
VAN AMEYDE, Chase	3	0
RICKS, Caleb	2	0
MIRANDA, Shane	1	0
READER, Troy	0	0

REACHED BASE STREAKS (H,BB,IBB,HBP,CI,E,FC)	LONGEST	CURRENT
BERKLAND, Drew	24	2
QUATRANI, Mark	21	0
COY, Noah	17	2
ZEE, Jamie	16	4
LEE, Jayce	14	14
WATTERS, Bino	14	14
BARTH, Mason	12	3
BRZUSTEWICZ, Parker	10	0
JOHNSON, Davis	9	7
PASSO, Dylan	5	5
LOGAN, Brandon	4	1
GRAHAM, Andrew	3	3
VAN AMEYDE, Chase	3	0
RICKS, Caleb	2	0
MIRANDA, Shane	1	0
READER, Troy	0	0



MISCELLANEOUS STATS - 2026

Notre Dame Baseball 2025 - 2026 Season

(As of Apr 4, 2026)

Notre Dame Starters by Position and Order

Starting Lineup By Position

(Team W-L when starter)

POSITION	STARTS	W-L
PITCHER		
RADEL, Jack	8	4-4
UBER, Ty	7	5-2
CROWELL, Caden	7	3-4
ZERR, Aiden	2	2-0
KLOSTERMAN, Kellan	1	1-0
CATCHER		
QUATRANI, Mark	22	14-8
JOHNSON, Davis	2	0-2
MIRANDA, Shane	1	1-0
FIRST BASE		
BRZUSTEWICZ, Parker	14	8-6
PASSO, Dylan	10	6-4
SECOND BASE		
BARTH, Mason	20	12-8
ZEE, Jamie	5	3-2
THIRD BASE		
ZEE, Jamie	18	10-8
BRZUSTEWICZ, Parker	7	5-2
SHORTSTOP		
COY, Noah	25	15-10
LEFT FIELD		
WATTERS, Bino	19	10-9
BERKLAND, Drew	5	4-1
JOHNSON, Davis	1	1-0
CENTER FIELD		
BERKLAND, Drew	20	11-9
LOGAN, Brandon	5	4-1
RIGHT FIELD		
LEE, Jayce	21	13-8
DH		
JOHNSON, Davis	11	7-4
WATTERS, Bino	6	5-1
QUATRANI, Mark	3	1-2
VAN AMEYDE, Chase	2	1-1
PASSO, Dylan	1	0-1

Starting Lineup By Batting Order

(Team W-L when starter)

POSITION	STARTS	W-L
LEADOFF		
BERKLAND, Drew	27	15-12
2ND SPOT		
COY, Noah	21	12-9
WATTERS, Bino	6	3-3
3RD SPOT		
QUATRANI, Mark	27	15-12
CLEANUP		
WATTERS, Bino	21	12-9
BRZUSTEWICZ, Parker	6	3-3
5TH SPOT		
LEE, Jayce	14	9-5
JOHNSON, Davis	8	3-5
BRZUSTEWICZ, Parker	5	3-2
6TH SPOT		
LEE, Jayce	11	4-7
BRZUSTEWICZ, Parker	8	7-1
COY, Noah	4	2-2
BARTH, Mason	2	0-2
JOHNSON, Davis	2	2-0
7TH SPOT		
JOHNSON, Davis	6	3-3
BRZUSTEWICZ, Parker	5	1-4
BARTH, Mason	5	4-1
PASSO, Dylan	4	2-2
VAN AMEYDE, Chase	3	2-1
LEE, Jayce	2	2-0
COY, Noah	2	1-1
8TH SPOT		
BARTH, Mason	14	7-7
PASSO, Dylan	7	4-3
ZEE, Jamie	4	3-1
MIRANDA, Shane	1	1-0
VAN AMEYDE, Chase	1	0-1
9TH SPOT		
ZEE, Jamie	21	10-11
LOGAN, Brandon	5	4-1
BARTH, Mason	1	1-0



2026 Notre Dame Baseball

NOTRE DAME GAME-BY-GAME HITTING STATS

Notre Dame Baseball 2025 - 2026 Season

(As of Apr 4, 2026)

Notre Dame Team Game-by-Game Batting

DATE	OPPONENT	AB	R	H	RBI	2B	3B	HR	TB	AVG	BB	IBB	SB	CS	HBP	SAC	SF	GDP	K	LOB	PO	A	E
02-21	vs. LSU (N)	35	4	9	4	0	0	1	12	.257	4	0	0	0	0	0	0	0	14	8	24	5	0
02-13	at Florida Atlantic	33	1	5	1	0	0	0	5	.152	5	0	0	0	0	0	0	0	15	10	24	7	1
02-14	at Florida Atlantic	36	14	13	12	2	0	2	21	.361	6	0	2	0	5	0	3	1	8	10	27	7	1
02-15	at Florida Atlantic	35	7	12	4	0	0	0	12	.343	4	0	2	1	1	0	1	3	3	8	27	12	0
02-20	vs. UCF (N)	38	2	7	2	0	0	1	10	.184	0	0	0	0	0	0	0	0	12	6	30	7	1
02-22	vs. Indiana (N)	43	9	15	9	0	0	2	21	.349	4	0	1	1	5	2	1	0	10	11	33	14	1
02-27	vs. Alabama AM (N)	35	19	14	17	6	2	0	24	.400	11	0	0	0	3	0	0	2	8	9	21	4	1
02-28	vs. UIC (N)	40	14	17	13	2	0	3	28	.425	4	0	1	0	1	0	0	0	10	7	24	14	0
03-01	at Tennessee Tech	36	11	16	11	0	0	3	25	.444	4	0	0	1	0	1	1	1	6	7	24	10	0
03-03	Eastern Michigan	29	11	8	11	1	2	0	13	.276	10	0	0	0	2	0	2	0	3	7	24	14	0
03-06	at Duke	41	10	14	10	4	0	4	30	.341	3	0	0	0	2	1	0	0	4	10	27	11	0
03-07	at Duke	31	5	7	4	1	1	0	10	.226	5	0	3	0	3	1	1	1	10	9	26	9	1
03-08	at Duke	32	2	7	2	1	0	1	11	.219	1	0	0	0	2	0	0	2	7	6	27	3	1
03-10	at Queens	36	11	11	10	2	0	1	16	.306	11	0	1	1	1	1	1	0	9	12	27	13	4
03-13	at Louisville	43	14	14	13	3	0	2	23	.326	10	0	0	0	2	0	0	0	10	14	27	9	1
03-14	at Louisville	40	7	12	6	4	0	1	19	.300	4	0	1	0	1	0	0	0	7	11	24	13	0
03-15	at Louisville	39	12	12	12	0	0	3	21	.308	11	0	0	1	1	0	0	0	6	12	24	8	2
03-20	Clemson	27	6	5	5	1	0	2	12	.185	2	0	0	0	2	1	0	1	10	2	27	13	3
03-21	Clemson	35	8	11	7	2	0	3	22	.314	5	1	2	0	1	0	0	1	12	5	27	15	0
03-22	Clemson	30	7	8	6	1	0	0	9	.267	3	0	1	0	3	1	2	0	9	8	27	6	3
03-24	Western Michigan	31	14	14	14	2	1	3	27	.452	9	0	2	0	1	1	1	0	5	11	21	6	0
03-28	North Carolina	34	5	9	5	1	1	3	21	.265	1	1	0	0	0	0	2	0	12	5	27	8	1
03-28	North Carolina	37	7	10	6	3	1	2	21	.270	4	1	1	0	1	0	0	0	14	8	27	13	0
03-29	North Carolina	38	10	13	9	5	0	2	24	.342	2	0	0	0	1	0	1	0	8	5	27	7	1
04-02	at NC State	32	3	7	3	2	0	1	12	.219	4	0	0	0	1	0	0	1	12	7	24	11	1
04-03	at NC State	35	3	9	3	2	0	1	14	.257	5	0	0	0	0	0	0	1	14	10	24	4	1
04-04	at NC State	34	6	9	5	4	0	1	16	.265	2	0	2	0	2	1	0	0	9	6	25	4	1
Totals		955	222	288	204	49	8	42	479	.302	134	3	19	5	41	10	16	14	247	224	696	247	25

Notre Dame Baseball 2025 - 2026 Season

(As of Apr 4, 2026)

Notre Dame Team Game-by-Game Batting

DATE	OPPONENT	TOTAL H/AB	VS LEFT	VS RIGHT	WITH RUNNERS	BASES EMPTY	BASES LOADED	WITH 2-OUT	WITH RBI-OP	AS LEADOFF	3RD AND LT2OUT	LOB
02-21	vs. LSU (N)	9-35	1-3	8-32	2-14	7-21	0-2	2-11	2-9	3-9	0-1	8
02-13	at Florida Atlantic	5-33	2-11	3-22	3-16	2-17	0-0	3-12	1-7	2-9	0-1	10
02-14	at Florida Atlantic	13-36	5-9	8-27	8-25	5-11	1-2	5-13	4-14	6-9	2-4	10
02-15	at Florida Atlantic	12-35	0-0	12-35	9-20	3-15	0-2	3-11	4-11	5-9	0-3	8
02-20	vs. UCF (N)	7-38	0-0	7-38	1-13	6-25	0-0	3-13	1-3	2-10	0-1	6
02-22	vs. Indiana (N)	15-43	2-2	13-41	9-22	6-21	2-2	6-16	5-16	5-11	2-2	11
02-27	vs. Alabama AM (N)	14-35	7-17	7-18	13-28	1-7	0-3	3-8	9-19	4-7	4-6	9
02-28	vs. UIC (N)	17-40	11-30	6-10	11-21	6-19	1-2	10-17	8-17	2-8	1-2	7
03-01	at Tennessee Tech	16-36	3-3	13-33	7-17	9-19	2-2	7-14	5-9	3-8	2-4	7
03-03	Eastern Michigan	8-29	3-3	5-26	6-14	2-15	2-3	2-9	3-11	4-8	2-4	7
03-06	at Duke	14-41	5-12	9-29	8-19	6-22	1-2	11-20	4-10	1-9	0-0	10
03-07	at Duke	7-31	1-4	6-27	4-19	3-12	0-1	4-12	2-12	4-9	0-4	9
03-08	at Duke	7-32	0-0	7-32	2-9	5-23	0-0	4-12	1-6	2-9	0-0	6
03-10	at Queens	11-36	1-3	10-33	9-22	2-14	2-3	0-9	5-17	5-9	2-5	12
03-13	at Louisville	14-43	9-26	5-17	9-24	5-19	2-5	6-16	4-15	3-9	2-3	14
03-14	at Louisville	12-40	12-37	0-3	5-27	7-13	0-1	5-15	2-18	6-9	1-2	11
03-15	at Louisville	12-39	6-15	6-24	9-26	3-13	2-4	5-14	5-14	5-9	2-2	12
03-20	Clemson	5-27	2-7	3-20	3-10	2-17	0-0	0-7	3-8	4-8	0-0	2
03-21	Clemson	11-35	0-0	11-35	5-15	6-20	0-1	1-8	3-6	4-9	2-3	5
03-22	Clemson	8-30	2-4	6-26	5-19	3-11	1-1	0-8	3-16	5-8	2-4	8
03-24	Western Michigan	14-31	5-6	9-25	10-25	4-6	0-1	3-9	8-19	5-6	2-3	11
03-28	North Carolina	9-34	0-0	9-34	0-9	9-25	0-0	2-11	0-4	3-9	0-0	5
03-28	North Carolina	10-37	0-0	10-37	5-13	5-24	0-0	6-15	3-9	1-9	0-1	8
03-29	North Carolina	13-38	9-16	4-22	7-15	6-23	0-0	6-14	4-7	1-9	0-0	5
04-02	at NC State	7-32	5-23	2-9	2-11	5-21	0-0	4-12	1-5	0-9	0-0	7
04-03	at NC State	9-35	2-8	7-27	4-19	5-16	0-0	1-10	3-14	4-9	0-1	10
04-04	at NC State	9-34	1-1	8-33	5-16	4-18	0-0	2-11	3-10	3-9	2-2	6
Totals		288-955	94-240	194-715	161-488	127-467	16-37	104-327	96-306	92-236	28-58	224



2026 Notre Dame Baseball

NOTRE DAME GAME-BY-GAME PITCHING STATS

Notre Dame Baseball 2025 - 2026 Season

(As of Apr 4, 2026)

Notre Dame Team Game-by-Game Pitching

DATE	OPPONENT	IP	H	R	ER	BB	K	2B	3B	HR	WP	BK	HBP	DP	IBB	SCORE	W-L	SV	ERA
02-21	vs. LSU (N)	8.0	12	9	9	5	8	3	0	1	1	0	1	0	1	4-9	0-1	0	10.13
02-13	at Florida Atlantic	8.0	11	7	7	3	8	3	0	2	0	0	1	0	0	1-7	0-2	0	9.00
02-14	at Florida Atlantic	9.0	2	1	1	6	11	0	0	1	0	0	2	0	0	14-1	1-2	0	6.12
02-15	at Florida Atlantic	9.0	7	1	1	3	4	3	0	0	1	0	1	0	0	7-1	2-2	0	4.76
02-20	vs. UCF (N)	10.0	4	4	3	1	12	0	1	0	2	0	1	0	0	2-4	2-3	0	4.30
02-22	vs. Indiana (N)	11.0	13	8	8	3	10	2	0	0	1	1	0	0	0	9-8	3-3	0	4.75
02-27	vs. Alabama AM (N)	7.0	2	2	0	1	11	1	0	0	0	0	0	0	0	19-2	4-3	0	4.21
02-28	vs. UIC (N)	8.0	7	3	3	1	5	1	0	2	0	0	0	1	0	14-3	5-3	1	4.11
03-01	at Tennessee Tech	8.0	2	0	0	3	4	0	0	0	1	0	0	1	0	11-0	6-3	0	3.69
03-03	Eastern Michigan	8.0	4	1	1	5	9	0	0	0	0	0	0	0	0	11-1	7-3	0	3.45
03-06	at Duke	9.0	9	4	4	2	9	0	0	3	0	0	0	1	0	10-4	8-3	0	3.51
03-07	at Duke	8.2	10	6	3	5	12	2	2	2	1	1	0	0	0	5-6	8-4	0	3.47
03-08	at Duke	9.0	7	0	0	5	13	0	0	0	0	0	0	0	0	2-0	9-4	1	3.20
03-10	at Queens	9.0	8	6	2	4	8	1	1	0	1	0	2	1	0	11-6	10-4	0	3.11
03-13	at Louisville	9.0	14	11	9	4	10	5	0	1	1	0	2	0	0	14-11	11-4	0	3.51
03-14	at Louisville	8.0	15	8	8	4	7	1	1	0	0	0	1	1	1	7-8	11-5	0	3.83
03-15	at Louisville	8.0	21	21	21	9	8	5	0	4	0	0	1	0	0	12-21	11-6	0	4.91
03-20	Clemson	9.0	4	0	0	0	8	0	0	0	1	0	0	1	0	6-0	12-6	0	4.63
03-21	Clemson	9.0	12	7	7	5	5	3	0	1	0	0	0	1	0	8-7	13-6	0	4.76
03-22	Clemson	9.0	13	4	3	1	9	0	0	0	3	1	1	1	0	7-4	14-6	0	4.66
03-24	Western Michigan	7.0	7	3	3	4	7	2	0	0	1	0	2	0	0	14-3	15-6	0	4.63
03-28	North Carolina	9.0	12	6	6	3	12	3	0	2	3	0	1	0	1	5-6	15-7	0	4.70
03-28	North Carolina	9.0	14	13	13	6	7	5	0	1	1	0	3	0	0	7-13	15-8	0	5.07
03-29	North Carolina	9.0	15	15	14	6	11	4	0	1	0	0	1	0	0	10-15	15-9	0	5.46
04-02	at NC State	8.0	13	7	7	4	7	2	0	1	1	0	0	1	0	3-7	15-10	0	5.55
04-03	at NC State	8.0	10	7	7	4	10	4	0	2	1	0	0	1	0	3-7	15-11	0	5.63
04-04	at NC State	8.1	12	7	3	1	6	2	0	1	0	0	3	0	0	6-7	15-12	0	5.55
Totals		232.0	260	161	143	98	231	52	5	25	20	3	23	10	3	-	15-12	2	5.55

Notre Dame Baseball 2025 - 2026 Season

(As of Apr 4, 2026)

Notre Dame Team Game-by-Game Pitching

DATE	OPPONENT	SCORE	TOTAL H/AB	VS LEFT	VS RIGHT	WITH RUNNERS	BASES EMPTY	AS LEADOFF	GND OUT	FLY OUT	ERA
02-21	vs. LSU (N)	4-9	12-36	8-21	4-15	9-23	3-13	3-8	6	10	10.13
02-13	at Florida Atlantic	1-7	11-34	5-14	6-20	6-19	5-15	3-8	7	8	9.00
02-14	at Florida Atlantic	14-1	2-29	1-14	1-15	1-8	1-21	2-9	6	9	6.12
02-15	at Florida Atlantic	7-1	7-33	3-15	4-18	1-15	6-18	1-9	12	10	4.76
02-20	vs. UCF (N)	2-4	4-32	3-16	1-16	3-8	1-24	2-10	9	8	4.30
02-22	vs. Indiana (N)	9-8	13-45	6-18	7-27	9-21	4-24	2-11	14	8	4.75
02-27	vs. Alabama AM (N)	19-2	2-24	0-7	2-17	1-6	1-18	1-7	5	5	4.21
02-28	vs. UIC (N)	14-3	7-27	1-6	6-21	3-5	4-22	2-8	11	4	4.11
03-01	at Tennessee Tech	11-0	2-25	1-12	1-13	0-6	2-19	1-8	9	10	3.69
03-03	Eastern Michigan	11-1	4-28	3-9	1-19	1-14	3-14	4-8	12	3	3.45
03-06	at Duke	10-4	9-34	1-4	8-30	2-10	7-24	2-9	9	7	3.51
03-07	at Duke	5-6	10-35	1-7	9-28	5-14	5-21	1-9	4	8	3.47
03-08	at Duke	2-0	7-34	0-5	7-29	2-13	5-21	1-9	3	11	3.20
03-10	at Queens	11-6	8-34	3-16	5-18	5-17	3-17	2-9	12	6	3.11
03-13	at Louisville	14-11	14-41	5-20	9-21	8-26	6-15	6-9	9	8	3.51
03-14	at Louisville	7-8	15-36	9-18	6-18	9-21	6-15	4-8	9	5	3.83
03-15	at Louisville	12-21	21-42	13-20	8-22	16-30	5-12	7-8	9	6	4.91
03-20	Clemson	6-0	4-33	3-11	1-22	1-11	3-22	2-9	13	5	4.63
03-21	Clemson	8-7	12-37	3-14	9-23	5-21	7-16	5-9	14	7	4.76
03-22	Clemson	7-4	13-38	1-11	12-27	5-24	8-14	4-9	7	11	4.66
03-24	Western Michigan	14-3	7-27	4-11	3-16	3-13	4-14	1-7	6	8	4.63
03-28	North Carolina	5-6	12-38	5-18	7-20	3-18	9-20	5-9	6	8	4.70
03-28	North Carolina	7-13	14-40	8-21	6-19	9-24	5-16	4-9	13	7	5.07
03-29	North Carolina	10-15	15-42	9-24	6-18	11-24	4-18	4-9	6	10	5.46
04-02	at NC State	3-7	13-34	7-16	6-18	6-20	7-14	6-8	8	6	5.55
04-03	at NC State	3-7	10-34	3-19	7-15	5-16	5-18	2-8	4	9	5.63
04-04	at NC State	6-7	12-35	7-19	5-16	6-21	6-14	5-9	3	14	5.55
Totals		222-161	260-927	113-386	147-541	135-448	125-479	82-233	226	211	5.55

**LAST TIME IT HAPPENED**

PLAYER HIT A GRAND SLAM	Davis Johnson, March 15, 2026 at Louisville (21-12 loss)
PLAYER LED OFF A GAME WITH A HR	Jared Zimbardo, March 16, 2025 at No. 10 Clemson (7-3 win)
PLAYER HAD A FIRST INNING HR (NOT LEAD OFF)	Estevan Moreno, March 16, 2025 at No. 10 Clemson (7-3 win)
PLAYER LED OFF AN INNING WITH A HOMER	Jamie Zee (third inning) at Queens, March 10, 2026 (11-6 win)
PLAYER HIT FOR THE CYCLE	Estevan Moreno, March 18, 2025 vs Butler (4-4; 1B, 2B, HR, 3B, HBP)
PLAYER HIT TWO HOME RUNS IN ONE GAME	Davis Johnson, March 15, 2026 at Louisville (21-12 loss)
PLAYER HIT THREE HOME RUNS IN A GAME	Estevan Moreno, March 5, 2024 vs. Purdue (3-4, 3 HR, 3 R, 4 RBI)
PLAYER HIT AN INSIDE-THE-PARK HOME RUN	Carson Tinney, April 19, 2024, vs. Boston College (14-3 win)
PLAYER HAD 8 AT BATS IN A GAME	Frank DeSico & Charlie Markson, May 3, 2013 vs USF (8-2 loss in 9)
PLAYER SCORED FOUR RUNS IN A GAME	Carson Tinney, April 20, 2025 at Stanford (5-5, 3 1B, 2B, HR, 4 R, 1 RBI)
PLAYER SCORED FIVE RUNS IN A GAME	Niko Kavadas, June 5, 2021 vs UConn (3-4, 2 HR, 2 BB, 8 RBI, 5 R)
PLAYER HAD 4 HITS IN A GAME	Bino Watters (4-4, HR, 3 RBI, 2 R), March 24, 2026 vs Western Michigan (14-3 7 inn. win)
PLAYER HAD 5 HITS IN A GAME	Carson Tinney, April 20, 2025 at Stanford (5-5, 3 1B, 2B, HR, 4 R, 1 RBI)
PLAYER HAD 6 HITS IN A GAME	Steve Sollmann, June 1, 2002 vs South Alabama NCAAs (6-7; 25-1 win)
PLAYER HAD 6 RBI IN A GAME	Davis Johnson, March 15, 2026 at Louisville (21-12 loss)
PLAYER HAD 7 RBI IN A GAME	Eric Gilgenbach, Feb. 18, 2018 at #9 LSU (11-3 win)
PLAYER HAD 8+ RBI IN A GAME	Niko Kavadas, June 5, 2021 vs UConn (3-4, 2 HR, 2 BB, 5 R, 8 RBI)
PLAYER HAD 2 GROUND-RULE DOUBLES IN A GAME	Kyle Fiala, April 28, 2015 vs. Michigan State (9-6 loss in 12)
PLAYER HAD 3 DOUBLES IN A GAME	David Glancy, May 4, 2024 vs. Pitt (15-8 win)
PLAYER HIT 2 TRIPLES IN A GAME	Jayce Lee, Mar. 3, 2026 vs Eastern Michigan (2-4, 2 3B, 1 RBI, 3 R in 11-1 win)
PLAYER HIT 3 TRIPLES IN A GAME	Bob Roemer, Apr. 15, 1973 vs Xavier (11-3 win)
PLAYER RECORDED 10-14 TOTAL BASES	Mark Quatrani, February 22, 2026 vs. Indiana (4-6, 2 1B, 2 HR, 2 R, 2 RBI, 10 TB)
PLAYER RECORDED 15+ TOTAL BASES	Jake Shepski, March 24, 2016 at Virginia Tech (5-6, 3 HR, 2B, 3B, 9 RBI, 4 R, 17 TB)
PLAYER WALKED THREE TIMES IN A GAME	Jack Penney (3), April 30, 2024 at Michigan State (4-3 win)
PLAYER WALKED FOUR TIMES IN A GAME	Bino Watters (4 BB, 1H, 1R, 1RBI), March 26, 2025 vs. Michigan State (9-6 win)
PLAYER WAS HIT BY A PITCH THREE OR MORE TIMES	Estevan Moreno (0-2, 3 HPB, 2R), April 8, 2025 vs. Northwestern (9-7 loss)
PLAYER WAS HIT BY A PITCH FOUR OR MORE TIMES	Brooks Coetzee, March 15, 2023 vs. Holly Springs (1-2, 4 HBP, 2 R, RBI, in 10-9 win with walk-off HBP)
PLAYER STRUCK OUT FIVE OR MORE TIMES IN A GAME	Ross Brezovsky, June 2, 2006 vs Coll. of Charleston in NCAA Lexington, Ky. Regional (2-8, 6 K)
PLAYER HAD TWO SAC BUNTS IN A GAME	Daniel Jung, April 26, 2017 vs. Eastern Michigan (0-2, 2 SAC)
PLAYER HAD TWO SAC FLIES IN A GAME	Daniel Jung, April 2, 2017 vs. NC State (9-2 loss)
PLAYER STOLE 3 BASES IN A GAME	Ryan Cole, May 1, 2022 vs. Boston College (16-10 win)
PLAYER STRANDED 6-9 RUNNERS ON BASE	Jack Penney, April 16, 2024 vs. Valparaiso (1-5, 6 LOB)
PLAYER STRANDED 10 OR MORE RUNNERS ON BASE	Evan Sharpley, May 19, 2009 vs St. John's (1-6, RBI, 10 LOB)
NOTRE DAME STOLE FOUR OR MORE BASES IN A GAME	4, April 30, 2024 at Michigan State (4-3 win)
NOTRE DAME STOLE EIGHT OR MORE BASES IN A GAME	14, March 26, 2019 vs. Chicago State (6-3 win)
NOTRE DAME WAS WALKED 10 OR MORE TIMES IN A GAME	10, March 3, 2026 vs Eastern Michigan (11-1 (8 inn.) win)
NOTRE DAME WAS HIT BY FIVE OR MORE PITCHES IN A GAME	6, March 15, 2023 vs Holly Springs (10-9 win)
NOTRE DAME HIT TWO GRAND SLAMS IN AN INNING	4th inning at Louisville (Noah Coy, Davis Johnson), March 13, 2026
NOTRE DAME HIT THREE HOMERS IN AN INNING	5th inning at Duke (Drew Berkland, Mark Quatrani, Bino Watters), March 6, 2026
NOTRE DAME HIT THREE HOMERS IN A GAME	vs. No. 13 North Carolina (Davis Johnson, Jayce Lee, Noah Coy), March 28, 2026
NOTRE DAME HIT FOUR HOMERS IN A GAME	at Duke (Drew Berkland, Mark Quatrani, Bino Watters, Jamie Zee), March 6, 2026
NOTRE DAME HIT FIVE HOMERS IN A GAME	vs. Boston College (Jack Penney, Estevan Moreno - 2, Simon Baumgardt, Carson Tinney), April 21, 2024



LAST TIME IT HAPPENED

NOTRE DAME HIT SIX HOMERS IN A GAME	at Tennessee Tech (Penney, Hincks, Baumgardt, Gumpf, Hahn, Williams), March 1, 2024
NOTRE DAME HIT SEVEN HOMERS IN A GAME	vs. No. 4 Florida State (Zimbaro, Moreno, Tinney, Gumpf, DeMarco, Lee, Jefferson), March 28, 2025
NOTRE DAME HIT BACK-TO-BACK HOME RUNS	Mark Quatrani and Bino Watters (first inning), March 24, 2026 (14-3 win vs Western Michigan)
NOTRE DAME WON ON A WALK-OFF HIT (NOT HR)	Mason Barth, March 3, 2026 (11-1 (8 inn.) win vs Eastern Michigan, walk-off single)
NOTRE DAME WON ON A WALK-OFF WILD PITCH	vs. Akron (Macon, Ga.), Feb. 28, 2015 (5-4 win)
NOTRE DAME WON ON A WALK-OFF HOME RUN	Brandon Logan, February 28, 2026 vs. UIC (grand slam in the 8th; 14-2 win)
NOTRE DAME WON ON A WALK-OFF ERROR	vs. No. 19 Clemson, March 21, 2026 (E2 on throw to 1B trying to turn double play, 8-7 win)
NOTRE DAME WON ON A WALK-OFF WALK	Niko Kavadas, May 11, 2019 (5-4 win over Canisius)
NOTRE DAME WON ON A WALK-OFF BALK	Daniel Jung, May 12, 2019 (3-2 win (11) over Canisius)
AN OPPONENT HIT THREE HOME RUNS IN ONE GAME	Kyle Lodise, Georgia Tech, March 21, 2025 (4-5, 3 HR, 5 RBI in 18-7 GT win)
AN OPPONENT HIT A WALK-OFF HOME RUN	Garrett Pennington, March 30, 2024 at No. 22 NC State (Three-run HR in 9th; NCSU 7 - ND 6)
Pitching Categories	
PITCHER THREW A NO-HITTER	Brian Piotrowicz, May 11, 1988 vs Ball State (2-0 win)
PITCHER(S) THREW A COMBINED NO-HITTER	Rory Fox (1.2), Tobey McDonough (3.1), Sammy Cooper (1.0) and Will Jacobsen (1.0), April 21, 2024 vs. Boston College (13-0 win- seven innings)
PITCHER THREW A PERFECT GAME	Never
PITCHER(S) THREW A ONE-HITTER	Austin Temple (W, 7 IP, 1 H) & Will Mercer (2 IP, 0 H), March 6, 2022 at Minnesota (3-1 win)
PITCHER(S) THREW A TWO-HITTER	T. Uber (5.0 IP, 2 H), K. Klosterman (0.2 IP), E. Thurmond (1.1 IP), D. Singleton (1.0 IP) Mar. 1, 2026 at Tennessee Tech (11-0 win)
PITCHER(S) THREW A THREE-HITTER	M. Hearne (7.0 IP, 3 H, 1 R, 1 ER, 2 BB, 4 SO) & S. Guenther (2.0 IP, 2 SO) May 14, 2016 at #16 UNC (3-1 win)
PITCHER THREW A COMPLETE GAME (less than 9 innings)	Rory Fox (7.0 IP, 4 H, 0 R, 0 ER, 0 BB, 6 K, 96 pitches) April 19, 2025 at Stanford (11-0 win in 7 innings)
PITCHER THREW A COMPLETE GAME (9 innings)	Jack Radel (9.0 IP, 4 H, 0 R, 0 ER, 0 BB, 8 K, 117 pitches) March 20, 2026 vs. No 19. Clemson (6-0 win)
PITCHER THREW A COMPLETE GAME (10 innings)	Adam Norton (10 IP, 12 H, 2 ER, 6 K, 1 BB), May 4, 2013 vs USF (4-3 loss)
PITCHER THREW A HOME COMPLETE GAME	John Michael Bertrand (9.0 IP, 5 H, 0 R, 0 ER, 1 BB, 6 K, 108 pitches) June 4, 2021 vs. Central Michigan (10-0 win)
PITCHER THREW A HOME COMPLETE GAME (10 innings)	Adam Norton (10 IP, 12 H, 2 ER, 6 K, 1 BB), May 4, 2013 vs USF (4-3 loss)
PITCHER THREW A ROAD COMPLETE GAME (9 innings)	John Michael Bertrand (9.0 IP, 2 H, 2 R, 1 ER, 0 BB, 8 K, 95 pitches) May 20, 2021 vs. Virginia Tech (8-2 win)
PITCHER THREW A MIDWEEK COMPLETE GAME	Michael Hearne (9.0 IP, 7 H, 0 R, 0 ER, 0 BB, 2 K, 91 pitches) April 19, 2016 at #21 Mich. St. (1-0 win)
PITCHER THREW A MIDWEEK COMPLETE GAME SHUTOUT	Michael Hearne (9.0 IP, 7 H, 0 R, 0 ER, 0 BB, 2 K, 91 pitches) April 19, 2016 at #21 Mich. St. (1-0 win)
PITCHER THREW 9.0+ INNINGS	Adam Norton (10 IP, 12 H, 2 ER, 6 K, 1 BB), May 4, 2013 vs USF (4-3 loss)
PITCHER THREW A COMPLETE GAME SHUTOUT (less than 9 innings)	Rory Fox (7.0 IP, 4 H, 0 R, 0 ER, 0 BB, 6 K, 96 pitches) April 19, 2025 at Stanford (11-0 win in 7 innings)
PITCHER THREW A COMPLETE GAME ACC SHUTOUT (less than 9 innings)	Rory Fox (7.0 IP, 4 H, 0 R, 0 ER, 0 BB, 6 K, 96 pitches) April 19, 2025 at Stanford (11-0 win in 7 innings)
PITCHER THREW A COMPLETE GAME SHUTOUT (9 innings)	Jack Radel (9.0 IP, 4 H, 0 R, 0 ER, 0 BB, 8 K, 117 pitches) March 20, 2026 vs. No 19. Clemson (6-0 win)
PITCHER THREW A COMPLETE GAME ACC SHUTOUT (9 innings)	Jack Radel (9.0 IP, 4 H, 0 R, 0 ER, 0 BB, 8 K, 117 pitches) March 20, 2026 vs. No 19. Clemson (6-0 win)
PITCHER THREW A COMPLETE GAME HOME SHUTOUT	Jack Radel (9.0 IP, 4 H, 0 R, 0 ER, 0 BB, 8 K, 117 pitches) March 20, 2026 vs. No 19. Clemson (6-0 win)
PITCHER THREW A COMPLETE GAME ROAD SHUTOUT	Michael Hearne (9.0 IP, 7 H, 0 R, 0 ER, 0 BB, 2 K, 91 pitches) April 19, 2016 at #21 Michigan State (1-0 win)
PITCHER THREW BACK-TO-BACK COMPLETE GAMES (9 innings)	Michael Hearne, April 13, 2016 vs. Valparaiso (3-1 win) & April 19, 2016 at #21 Michigan State (1-0 win)
AN OPPOSING PITCHER NO-HIT NOTRE DAME	Mar. 26, 2010 at USF, Randy Fontanez (12K) (4-0 loss)
AN OPPOSING PITCHER THREW A COMPLETE GAME	Joey Volini, March 30, 2025 - #4 Florida State (7.0 IP, 4-2 win for Florida State)
PITCHER ALLOWED 12-13 HITS IN A GAME	Sean Guenther, March 19, 2016 at #13 NC State, 7.0 IP, 12 H, 4 ER, 5 K
PITCHER ALLOWED 14+ HITS IN A GAME	Eric Maust, May 10, 2009 vs USF, 7.1 IP, 14 H, 4 ER, 4 K
PITCHER ALLOWED 10 ER IN A GAME	Ryan Richter, Apr. 10, 2010 vs Rutgers, 3.0 IP, 11 H, 10 ER, 2 K
PITCHER ALLOWED 11 ER IN A GAME	Cole Johnson, Apr. 17, 2009 vs West Virginia, 5.0 IP, 10 H, 11 ER, 3 K
PITCHER ALLOWED 12 ER IN A GAME	David Phelps, May 21, 2008 vs West Virginia, 5.2 IP, 10 H, 12 ER, 3 K



LAST TIME IT HAPPENED

PITCHER WALKED 6 IN A GAME	John Michael Bertrand, March 19, 2022 at Louisville
PITCHER WALKED 7 IN A GAME	Pat Connaughton, Apr. 6, 2014 at #1 Florida State, 5.2 IP, 7 H, 4 ER, 7 BB, 5 K
PITCHER WALKED 8 OR MORE IN A GAME	Pat Connaughton, May 9, 2014 vs #22 Clemson, 8.0 IP, 3 H, 1 ER, 8 BB, 0 K
PITCHER STRUCK OUT 10-11 BATTERS IN A GAME	Jack Radel (6.0 IP, 6 H, 3 R, 3 ER, 1 BB, 10 K, no-decision) March 28, 2026 vs No. 13 UNC
PITCHER STRUCK OUT 12-14 BATTERS IN A GAME	Jack Radel, April 25, 2025 vs California (7.0 IP, 12 K, 4 H, 1 ER)
PITCHER STRUCK OUT 15+ BATTERS IN A GAME	Aaron Heilman, Apr. 15, 2000 at West Virginia, 10 IP, 2 BB, 18 K
AN OPPOSING STARTING PITCHER PITCHED LESS THAN 1.0 INNING	No. 13 North Carolina - Tom Chmielewski (0.1 IP, 2 H, 0 R, 0 ER, 0 BB, 0 K, 4 pitches), March 29, 2026
AN OPPOSING PITCHER STRUCK OUT 10 OR MORE BATTERS IN A GAME	Logan Lunceford - 13, March 7, 2025 vs. No. 15 Wake Forest (2 H, 3 R, 2 BB, 5.0 IP in 19-5 ND loss)
AN OPPOSING PITCHER STRUCK OUT 15 OR MORE BATTERS IN A GAME	Kyle Hansen - 15 (St. John's-1), Apr. 21, 2011 (6-0 St. John's win)
PITCHER ALLOWED 3 HOME RUNS IN A GAME	Jack Radel vs No. 4 Florida State, March 28, 2025 (16-9 Notre Dame win)
PITCHER ALLOWED 4 HOME RUNS IN A GAME	David Phelps, Apr. 25, 2008 vs St. John's, 6.2 IP, 12 H, 6 ER, 1 K
PITCHER STARTED SEASON 5-0 OR BETTER	John Michael Bertrand (6-0) & Jack Findlay (5-0), 2022
PITCHER RECORDED 10 WINS IN A SEASON	Adam Norton, 2013 (10-5)
PITCHER RECORDED 15 WINS IN A SEASON	Aaron Heilman, 2001 (15-0)
PITCHER HIT THREE OR MORE BATTERS IN A GAME	Matt Bedford, March 10, 2024 at Virginia Tech (3 HBP in 2.1 IP)
NOTRE DAME SHUT OUT AN OPPONENT (1 OR MORE PITCHERS)	Mar. 8, 2026 (2-0 win at Duke): T. Uber (5.2 IP, 2 H), W. Jaisle (0.1 IP), D. Singleton (1.0 IP, 3 H) E. Thurmond (1.2 IP, 2 H), N. Rooney (0.1 IP)
NOTRE DAME WAS SHUT OUT	April 24, 2024 vs. Central Michigan (2-0)
NOTRE DAME WAS SHUT OUT IN CONSECUTIVE GAMES	March 9-10, 2018 at Miami (3-0, 9-0)
NOTRE DAME WAS SHUT OUT IN THREE-STRAIGHT GAMES	Mar. 2-4, 2012 at Texas State (6-0, 6-0, 5-0)
NOTRE DAME DID NOT WALK A BATTER (9 innings)	March 17, 2024 (Jack Radel, Ricky Reeth, David Lally Jr and Caden Spivey in 3-4 loss at Florida State)
Fielding Categories	
PLAYER HAD 20 OR MORE FIELDING CHANCES IN A GAME	Trey Mancini (22), May 3, 2013 vs USF (8-2 loss, 19)
PLAYER HAD 15 OR MORE PUTOUTS IN A GAME	Carter Putz (16), June 5, 2022 vs. #24 Texas Tech (2-1 win)
PLAYER HAD 18 OR MORE PUTOUTS IN A GAME	Zak Kutsulis (19), March 21, 2015 vs Louisville (6-4 loss in 18)
PLAYER HAD 10 OR MORE ASSISTS IN A GAME	Mick Doyle (10), Apr. 18, 2010 at Seton Hall (7-4 win)
PLAYER COMMITTED THREE ERRORS IN A GAME	Lane Richards, Feb. 14, 2015 at Oklahoma (3 errors in 10-9 win)
PLAYER COMMITTED FOUR OR MORE ERRORS IN A GAME	Tommy Chase, Feb. 19, 2012 vs Purdue (4 errors in 15-8 loss)
NOTRE DAME HAD NO ERRORS IN A SERIES	March 7-9, 2025 at No. 13 Wake Forest
NOTRE DAME COMMITTED FOUR ERRORS IN A GAME	March 10, 2026 at Queens (11-6 win)
NOTRE DAME COMMITTED FIVE ERRORS IN A GAME	Feb. 23, 2017 at UC Irvine (18-4 loss)
NOTRE DAME COMMITTED SIX ERRORS IN A GAME	Feb. 15, 2014 at Florida Atlantic (16-6 loss)
NOTRE DAME COMMITTED SEVEN OR EIGHT ERRORS IN A GAME(7)	Apr. 5, 2012 at Seton Hall-1 (5-4 loss)
NOTRE DAME COMMITTED NINE OR MORE ERRORS IN A GAME(9)	Feb. 19, 2012 vs Purdue (15-8 loss)
NOTRE DAME HAD TWO PLAYERS WITH 10 OR MORE PUTOUTS	Connor Hincks (12) and Joey Spence (12), April 7, 2024 vs. No. 2 Clemson (13-12 loss, 11 innings)
Scoring & Miscellaneous Categories	
NOTRE DAME RECORDED 20 OR MORE HITS	20, Feb. 25, 2022 vs. Marist (20-2 win)
NOTRE DAME SCORED 20 OR MORE RUNS	21, April 23, 2022 vs. Wake Forest (21-3 win)
NOTRE DAME SCORED 30 OR MORE RUNS	34, May 25, 1900 vs Indiana (34-7 win)
NOTRE DAME SCORED 10 OR MORE RUNS IN AN INNING	March 13, 2026 at Louisville (10 run 4th inning in 14-11 win)
NOTRE DAME LEFT 15 OR MORE RUNNERS ON BASE	March 19, 2016 at #13 NC State (17 LOB in 8-4 win in 12 innings)
NOTRE DAME CAME BACK FROM A DEFICIT OF 10 OR MORE RUNS	April 7, 2024 vs. No. 2 Clemson (Came back to tie from 11-1 deficit, lost 13-12 in 11 innings)
NOTRE DAME CAME BACK FROM A DEFICIT OF 7 OR MORE RUNS	April 7, 2024 vs. No. 2 Clemson (Came back to tie from 11-1 deficit, lost 13-12 in 11 innings)
NOTRE DAME SURRENDERED A NINTH-INNING LEAD	March 7, 2026 at Duke (led 5-3 in the ninth and lost 6-5)
NOTRE DAME SURRENDERED AN EXTRA-INNING LEAD	March 11, 2016 at No. 4 Louisville (led 2-1 in 10th & 3-2 in 11th), gave up 1 in 10th & 2 in 11th, 4-3 loss in 11)



LAST TIME IT HAPPENED

NOTRE DAME BEAT A RANKED TEAM	March 22, 2026 vs. No. 19 Clemson (7-4)
NOTRE DAME BEAT A RANKED TEAM ON THE ROAD	March 16, 2025 at No. 10 Clemson (7-3)
NOTRE DAME BEAT A TOP-10 TEAM AT HOME	March 28, 2025 vs No. 4 Florida State (16-9)
NOTRE DAME BEAT A TOP-5 TEAM ON THE ROAD	March 19, 2023 at No. 2 Wake Forest (3-1)
NOTRE DAME WON A SERIES AGAINST A RANKED TEAM	March 20-21, 2026 vs No. 19 Clemson (6-0, 8-7, 7-4)
NOTRE DAME WON A SERIES AGAINST A RANKED TEAM ON THE ROAD	June 10-12, 2022 at No. 1 Tennessee (8-6, 4-12, 7-3)
NOTRE DAME SWEPT A SERIES AGAINST A RANKED TEAM	March 20-21, 2026 vs No. 19 Clemson (6-0, 8-7, 7-4)
NOTRE DAME SWEPT A SERIES AGAINST A TOP-10 TEAM	April 21-23, 2023 vs No. 8 Virginia (10-7, 10-2, 5-4)
NOTRE DAME SWEPT A 3-GAME CONFERENCE SERIES	April 25-27, 2025 vs California (8-1, 10-0 (7), 6-5)
NOTRE DAME SWEPT A 3-GAME CONFERENCE SERIES (HOME)	March 20-21, 2026 vs No. 19 Clemson (6-0, 8-7, 7-4)
NOTRE DAME SWEPT A 3-GAME CONFERENCE SERIES (ROAD)	April 18-20, 2025 at Stanford (9-3, 11-0 (7), 10-9)
NOTRE DAME SWEPT A 3-GAME NON-CONFERENCE SERIES	May 9-11, 2025 vs./at Bowling Green (10-0 (7), 11-1 (8), 4-0)
NOTRE DAME SWEPT A 3-GAME NON-CONFERENCE SERIES (HOME)	May 12-14, 2023 vs Akron (5-2, 5-4, 2-1)
NOTRE DAME SWEPT A 3-GAME NON-CONFERENCE SERIES (ROAD)	February 28-March 2, 2025 at Belmont (12-8, 2-1, 6-2)
NOTRE DAME SWEPT A 3-GAME NON-CONFERENCE WEEKEND	February 27-March 1, 2026 - Ala. A&M (19-2, 7 inn.), UIC (14-2, 8 inn.), Tenn. Tech (11-0, 7 inn.) at Tenn. Tech
NOTRE DAME SWEPT A 4-GAME NON-CONFERENCE WEEKEND	Feb. 19-22, 2015 (Alamo Irish Classic) Incarnate Word (W, 14-1 & 11-1), Villanova (8-1) & Northwestern (7-3)
NOTRE DAME WAS SWEPT IN A CONFERENCE SERIES	March 28-29, 2026 vs. No. 13 North Carolina (5-6, 7-13, 10-15)
NOTRE DAME WAS SWEPT IN A 3-GAME CONFERENCE SERIES (ROAD)	March 7-9, 2025, at No. 15 Wake Forest (5-19, 5-6, 1-11)
NOTRE DAME WAS SWEPT IN A CONFERENCE SERIES (HOME)	March 28-29, 2026 vs. No. 13 North Carolina (5-6, 7-13, 10-15)
NOTRE DAME WAS SWEPT IN A 3-GAME CONFERENCE SERIES (HOME)	March 28-29, 2026 vs. No. 13 North Carolina (5-6, 7-13, 10-15)
NOTRE DAME WAS SWEPT IN A 3-GAME NON-CONFERENCE SERIES	Feb. 15-17, 2019 at Arizona State (1-10, 7-21, 5-16)
NOTRE DAME WAS SWEPT IN A 3-GAME NON-CONF. SERIES (HOME)	Mar. 20-21, 2010 vs Michigan State (0-13, 4-7, 0-3)
NOTRE DAME WAS SWEPT IN A 3-GAME NON-CONF. SERIES (ROAD)	Feb. 15-17, 2019 at Arizona State (1-10, 7-21, 5-16)
THE IRISH PLAYED EXTRA INNINGS	Feb. 22, 2026 vs. Indiana at Jacksonville (9-8 win - 11 innings)
THE IRISH PLAYED IN A 0-0 GAME THAT WENT TO EXTRA INNINGS	April 1, 2022 at #5 Florida State (0-0 into the 12th, ND won 2-0 in 12)
THE IRISH PLAYED 14 OR MORE INNINGS	April 18, 2015 vs. NC State (4-2 loss in 14)
THE IRISH PLAYED 18 OR MORE INNINGS	March 21, 2015 vs. #8 Louisville (6-4 loss in 18)
THE IRISH PLAYED 19 OR MORE INNINGS	May 3, 2012 vs USF (8-2 loss in 19)
THE IRISH PLAYED TWO CONSECUTIVE EXTRA-INNING GAMES	March 19, 2017 at Pitt (won 4-3 in 11 innings and lost 2-1 in 12 innings of doubleheader)
THE IRISH PLAYED THREE CONSECUTIVE EXTRA-INNING GAMES	Mar. 13-15, 2001 in Fresno, CA vs Navy (4-4/10) & vs Fresno State (5-4 win/10) & vs Miami (OH) (3-2 win/11)
NOTRE DAME PLAYED A GAME OVER 4 HOURS (EXTRA INNINGS)	March 19, 2021 vs. Duke (6-4 win in 13 innings; 4:16)
NOTRE DAME PLAYED A GAME OVER 4 HOURS (9 INNINGS)	March 15, 2026 at Louisville (21-12 loss; 4:12)
NOTRE DAME PLAYED A GAME UNDER 2 HOURS	April 19, 2022 vs. Valpo (5-1 win in 9 innings and 1:56)
NOTRE DAME PLAYED CONSECUTIVE GAMES UNDER 2 HOURS	April 3, 2009 vs Villanova (3-1 win in 9 innings; 1:41) & April 4, 2009 vs Villanova (9-3 win in 9 innings; 1:43)



2026 Notre Dame Baseball

ABOUT THE IRISH



#1 Jayce Lee

Career Highs

Hits: 4 (3/1/26 vs Tennessee Tech)
Runs: 4 (3/13/26 at Louisville)
RBI: 3 multiple occasions

• Started 30 games as a freshman... belted his first collegiate home run while also recording a single in a 16-9 win against Florida State... two-sport athlete in high school (basketball and baseball)



#3 Mason Barth

Career Highs

Hits: 3 (3/14/26 at Louisville)
Runs: 2 (2/28/26 vs UIC)
RBI: 3 (2/28/26 vs UIC)

• 2022 State Champion, 2023 State Runner-Up, 2025 State Champion... All-State 2023, 2024, 2025... school record holder in stolen bases, walks, and hit-by-pitch... Academic All-State



#4 Jonathan Holt

• Two-sport athlete at Malvern Prep – ice hockey and baseball... earned seven varsity letters – four in hockey, three in baseball... Baseball State Champion 2023 and 2024... Hockey State Champion 2021




#5 Dylan Singleton

Career Highs

IP: 3.0 (3/29/26 vs North Carolina)
Ks: 5 (2/22/26 vs Indiana)

• Third-ranked left-handed pitcher and ninth overall ranked prospect in Virginia by Perfect Game



#6 Andrew Graham

Career Highs

Hits: 4 (5/9/25 at Colorado Mesa)
Runs: 5 (5/7/25 at CSU Pueblo)
RBI: 5 (5/7/25 at CSU Pueblo)
HR: 2 (3/22/25 vs Colorado Mines)

• 2025 D2CCA First Team All-American, All-South Central Region First Team... 2025 ABCA/Rawlings First Team All-American, All-South Central Region First Team... 2025 D2Baseball Second Team All-American



#7 Caden Crowell

Career Highs

IP: 5.1 (2/28/26 vs UIC)
Ks: 5 (3/7/26 at Duke)

• Two-sport athlete in high school (basketball and baseball)... four-year letterwinner in baseball, three-year letterwinner in basketball... son of Jim Crowell, who played for the Reds, Phillies, and Marlins in the MLB



#9 Troy Reader

Career Notes

GP: 3 (3/12/25 at Winthrop;
 2/27/26 vs Alabama A&M; 3/24/26 vs Western Michigan)

• Two-sport athlete in high school (football and baseball)... five-year varsity letterwinner in baseball, four-year letterwinner in football



#10 Drew Berkland

Career Highs

Hits: 4 (2/22/26 vs Indiana)
Runs: 4 (3/24/26 vs Western Mich.)
RBI: 5 (3/21/25 vs High Point)
2B: 2 (3/6/26 at Duke)

• Three-sport athlete in high school (football, basketball, baseball)... five-year varsity letterwinner in baseball, four-year letterwinner in football... Minnesota Mr. Baseball Finalist (2022)... State Champion in football and basketball



#11 Noah Coy

Career Highs

Hits: 3 multiple occasions
Runs: 4 (2/27/26 vs Alabama A&M)
RBI: 4 (3/13/26 at Louisville)

• Three-sport athlete in high school (football, basketball, baseball)... 2023 Baseball State Runner-Up... three-time football State Champion... in career and single-season yards, catches, and touchdowns as wide receiver



#12 Will Jaisle

Career Highs

IP: 1.1 (3/13/26 at Louisville)
Ks: 3 (3/3/26 vs Eastern Michigan)

• Two-sport athlete in high school (football and baseball)... four-time All-Conference in both baseball and football... Conference MVP in both sports... school record holder in passing yards and touchdowns (career and single season)



#13 Jamie Zee

Career Highs

Hits: 2 multiple occasions
Runs: 3 (2/27/26 vs Alabama A&M)
RBI: 2 multiple occasions

• Two-time First Team All-League (2024, 2025)... 2025 First Team All-County and Third Team All-State... school record holder for hits



#14 Shane Miranda

Career Highs

Hits: 1 (2/27/26 vs Alabama A&M)

• Second Team All-League... Honor Roll and Principal's List honoree... California All-Region First Team Preseason selection by Perfect Game



2026 Notre Dame Baseball ABOUT THE IRISH



#15 Bino Watters

Career Highs

Hits: 4 (3/24/26 vs Western Mich.)
Runs: 4 (2/15/25 at North Florida)
RBI: 5 (3/18/25 vs Butler)
HR: 2 on two occasions (most recently 3/1/26 vs Tenn. Tech)

• 2025 D1Baseball Freshman All-America Second Team... 2025 ACC All-Freshman Team... led team with 16 multi-hit games in 2025... two-sport athlete in high school (football and baseball)



#16 Brandon Logan

Career Highs

Hits: 3 (2/28/26 vs UIC)
Runs: 2 (2/28/26 vs UIC)
RBI: 4 (2/28/26 vs UIC)
HR: 1 (2/28/26 vs UIC)

• Competed in baseball, football, basketball, and track in high school... member of Notre Dame football team (plays safety)... Rawlings Gold Glove



#18 Aiden Zerr

Career Highs

IP: 2.1 on two occasions
Ks: 2 two times (most recently 3/28/26 vs North Carolina)

• Two-sport athlete in high school (baseball and basketball)... 2025 State Champion in both baseball and basketball... Academic All-State and team captain in both sports



#19 Mark Quatrani

Career Highs

Hits: 4 on two occasions
Runs: 4 (2/27/26 vs Alabama A&M)
RBI: 6 (3/30/24 vs Dartmouth)
HR: 2 on three occasions (most recently 2/22/26 vs Indiana)

• 2024 and 2025 First Team All-Ivy at Cornell... first Cornell catcher to earn first-team all-league selection in consecutive years since 1968 and 1969... 2025 Cape Cod League Champion... 2024 Futures League MVP



#20 Caleb Ricks

Career Highs

Hits: 2 (2/27/26 vs Alabama A&M)
Runs: 1 (2/15/26 at FAU)
RBI: 2 (2/27/26 vs Alabama A&M)
2B: 1 (2/27/26 vs Alabama A&M)

• Two-sport athlete in high school (football and baseball)... had a walk-off single during the 2025 baseball state championship and a pick-six in the football state championship 2024... All-State in both sports



#21 Dylan Passo

Career Highs

Hits: 3 (4/4/26 at NC State)
Runs: 1 on two occasions
RBI: 2 (4/4/26 at NC State)
HR: 1 (2/20/26 vs UCF)

• Three-time All-Division... three-time All-Shore honoree... 2025 Hitter of the Year (A-North)... 2025 Sportsmanship Award



#22 Parker Brzustewicz

Career Highs

Hits: 3 multiple times
Runs: 3 (2/15/25 at North Florida)
RBI: 4 multiple times
3B: 1 on two occasions (most recently 4/15/25 vs Valparaiso)

• Safely reached base in 48 of 51 games as freshman via hit, walk, or HBP... Team National and State Champions 2021 and 2022... First Team All-Catholic League 2022, 2023, 2024



#23 Gian Gamelli

Career Highs

• 2025 League MVP 2025... First Team All Star 2023 and 2025... 2023 Team MVP... Cape Ann League Champion 2025... State Semifinalist 2025... Second Team All-Star 2022



#24 Ty Uber

Career Highs

IP: 6.0 (5/8/22 vs California)
Ks: 8 (3/6/26 at Duke)

• 2022 and 2023 Pac-12 Champion at Stanford... made 55 appearances with 104.2 innings pitched over three seasons (2022, 2023, 2025) at Stanford... two-sport athlete in high school (football and baseball)



#25 Kellan Klosterman

Career Highs

IP: 3.1 on two occasions (most recently 4/15/25 vs Valparaiso)
Ks: 4 (4/15/25 vs Valparaiso)

• 2023 State Baseball Champion... First Team All-GCL 2023... earned first win in a relief appearance against Michigan State (3/26/25)



#26 Garrett Snyder

Career Highs

IP: 1.2 (2/21/26 vs LSU)
Ks: 2 (2/21/26 vs LSU)

• 2024 All-NEPSAC... 2025 Co-Player of the Year... Spring 2025 Trustees Award... 2025 Vanacore Award for contribution to athletics and community... 2025 Sheridan Plaque Winner for excellence in character, academics, and athletics



#27 Jack Radel

Career Highs

IP: 9.0 (3/20/26 vs Clemson)
Ks: 12 (4/25/25 vs California)

• Three-time ACC Pitcher of the Week... 2026 NCBWA Preseason All-America Third Team... 2025 Third Team All-ACC... played in 2017 Little League World Series... two-sport athlete in high school (basketball and baseball)



2026 Notre Dame Baseball

ABOUT THE IRISH



#30 Xavier Hirsch

Career Highs

IP: 5.0 (4/2/26 at NC State)

Ks: 6 (2/14/26 at FAU)

• Two-sport athlete in high school (hockey and baseball)... three-time offensive player of the year in hockey... 2022 Team Captain and Team MVP... 2021 WWBa World Championship All-Tournament Team



#31 Evan Clark

Career Highs

IP: 2.0 (4/22/25 at Indiana State)

Ks: 3 on three occasions (most recently 5/6/25 vs Bradley)

• Competed at both Southern California and Illinois before joining the Irish... had 30 career appearances and 26.1 innings pitched prior to Notre Dame



#33 Radek Birkholz

Career Highs

IP: 4.0 (4/29/22 vs Boston College)

Strikeouts: 7 (4/29/22 vs Boston College)

• 2021 Gatorade Colorado Player of the Year... 2021 Perfect Game Preseason All-American- West Region First Team... 2020 Perfect Game National Showcase




#36 Oisín Lee

Career Highs

IP: 3.1 (4/5/25 vs Virginia Tech)

Ks: 4 (3/7/26 at Duke)

• Two-sport athlete in high school (football and baseball)... Area Code 2022 and Perfect Game National 2023 participant... parents are both from Ireland



#39 Hagan Ward

Career Highs

IP: 2.0 (3/13/24 at Radford)

Ks: 1 multiple times

• Three-time All-League honoree... father (Daniel) was a pitcher at Notre Dame



#40 Eli Thurmond

Career Highs

IP: 9.0 (3/1/22 at Eastern Florida State)

Ks: 10 (3/1/22 at Eastern Florida State)

• Two-time NCAA Division II National Champion at Tampa... competed at both State College of Florida and University of Tampa prior to Notre Dame



#44 Trent Hartman

• 2023 All-City First Team... 2023 All-League First Team... 2023 Team Most Valuable Player... 2021, 2022, 2023, 2024 Scholar Athlete Award



#45 DJ Helwig

Career Highs

IP: 4.1 (3/2/25 at Belmont)

Ks: 4 (3/2/25 at Belmont)

• Three-time All-State honoree... First Team All-Conference... had 24 wins and 195 strikeouts in high school career



#46 Noah Rooney

Career Highs

IP: 5.0 (3/11/25 vs Kansas)

Ks: 5 (3/16/25 at Oregon)

• Three-time sport athlete in high school (football, wrestling, baseball)... made 56 appearances with 108.2 innings pitched and 80 strikeouts at Minnesota... Academic All-Big Ten... Big Ten Distinguished Scholar



#51 Joe Coffey

• 2025 Academic All-OAC at Baldwin Wallace... 2024 All-Conference and All-Area



#52 Chase Van Ameyde

Career Highs

IP: 3.1 (2/15/22 at North Florida)

Ks: 6 (2/15/22 at North Florida)

Hits: 1 on two occasions

Runs: 2 (2/22/26 vs Indiana)

• Father (Mark) is the pitching coach at Michigan State... 2024 MaxPreps All-American Second Team... 2024 State Runner-Up... Brother Rice single-season RBI record holder... two-sport athlete in high school (basketball and baseball)



#55 Davis Johnson

Career Highs

Hits: 3 multiple times

Runs: 3 multiple times

RBI: 6 (3/15/26 at Louisville)

HR: 2 on two occasions (most recently 3/15/26 at Louisville)

• Rhode Island State Catcher of the Year... First Team All-State... had a 14-game on-base streak with 15 hits and 16 RBIs from April 25–May 17 during sophomore season