



NOTRE DAME BASEBALL

2026 Season | Game Notes

FIGHTING IRISH
MEDIA
BASEBALL CONTACT

Sarah Miesle
smiesle@nd.edu
260-602-2466



GAME OVERVIEW

Date	Time (ET)	Opponent	Location	Probable Starters	Broadcast
Apr. 22	6:00 PM	Michigan State	Jeff Ishbia Field at McLane Stadium	TBA vs TBA	BTN



NOTRE DAME (17-18, 7-14 ACC) vs MICHIGAN STATE (14-23, 8-13 BIG TEN)

Jeff Ishbia Field at McLane Stadium

Built: 2009 | Capacity: 2,500 | Surface: Natural Grass and Dirt

Head Coaches

NOTRE DAME
SHAWN STIFFLER
GEORGE MASON '01
 Record at School:
 106-88 (4th Year)
 Overall Record:
 446-286 (14th Year)

MICHIGAN STATE
JAKE BOSS JR.
ALMA '93
 Record at School:
 483-431 (18th Year)
 Overall Record:
 508-465 (19th Year)

THE MATCHUP

- The Irish trail 61-84 in the all-time meetings between the two teams.
- The Spartans took a 7-4 decision at Frank Eck Stadium earlier this season.
- Michigan State is one of nine teams the Irish have faced 100 or more times in program history, joining Detroit Mercy (discontinued team), Indiana, Michigan, Northwestern, Purdue, Valparaiso, Western Michigan and Wisconsin in the century-plus club.

BY THE NUMBERS

100	John P. and Catherine Murphy Head Baseball Coach Shawn Stiffler is the seventh coach in program history to amass 100+ wins at the helm of the program.
38	Jack Radel retired 38 consecutive batters spanning from the third inning against FAU to the sixth inning against Alabama A&M.
16	The team features 16 returners from the 2025 Notre Dame squad that put together a 16-2 record to close out the regular season last spring.
12	The Irish collected 12 two-out RBIs in their series win at Duke.
12	The squad features 12 true freshmen. Six of those 12 were ranked among the top two recruits in the Class of 2025 at their respective positions in their states.
10	Notre Dame scored 10 runs with two grand slams before recording an out in the 14-11 Friday win at Louisville.
9	Caden Crowell was ranked as No. 9 on the D1Baseball Freshman Impact List for 2026.
7	Seven transfer student-athletes joined the Irish for the 2026 season, including five graduate student-athletes.
6.0	Jack Radel threw 6.0 perfect innings with nine strikeouts on just 68 pitches against UCF.
6	The Irish have six players listed in the D1baseball.com Preseason rankings by position: Bino Watters (No. 19 first baseman), Jack Radel (No. 29 starting pitcher), Mark Quatrani (No. 49 catcher), Drew Berkland (No. 63 outfielder), Oisin Lee (No. 74 relief pitcher) and Davis Johnson (No. 132 outfielder).
0.98	Jack Radel's 0.98 WHIP ranks 26th in the nation.

2026 Schedule Overview

Overall: 17-18 | ACC: 7-14

Home: 7-6 | Away: 7-10 | Neutral: 3-2

Date	Opponent	Broadcast	Time (ET)/Result
02.13	at Florida Atlantic	FAUSports	L, 1-7
02.14	at Florida Atlantic	FAUSports	W, 14-1
02.15	at Florida Atlantic	FAUSports	W, 7-1
02.20	vs. UCF#	D1Baseball	L, 2-4 (10 inn.)
02.21	vs. No. 2 LSU#	D1Baseball	L, 4-9
02.22	vs. Indiana#	D1Baseball	W, 9-8 (11 inn.)
02.27	vs. Alabama A&M^		W, 19-2 (7 inn.)
02.28	vs. UIC^		W, 14-3 (8 inn.)
03.01	at Tennessee Tech	ESPN+	W, 11-0 (8 inn.)
03.03	Eastern Michigan		W, 11-1 (8 inn.)
03.06	at Duke*	ACCNX	W, 10-4
03.07	at Duke*	ACCNX	L, 5-6
03.08	at Duke*	ACCNX	W, 2-0
03.10	at Queens (N.C.)	ESPN+	W, 11-6
03.13	at Louisville*	ACCNX	W, 14-11
03.14	at Louisville*	ACC Network	L, 7-8
03.15	at Louisville*	ACCNX	L, 12-21
03.17	Central Michigan		postponed
03.20	No. 19 Clemson*	ACCNX	W, 6-0
03.21	No. 19 Clemson*		W, 8-7
03.22	No. 19 Clemson*		W, 7-4
03.24	Western Michigan		W, 14-3 (7 inn.)
03.27	No. 13 North Carolina*	ACCNX	L, 5-6
03.28	No. 13 North Carolina*	ACCNX	L, 7-13
03.29	No. 13 North Carolina*	ACCNX	L, 10-15
04.02	at NC State*	ACCNX	L, 3-7
04.03	at NC State*	ACCNX	L, 3-7
04.04	at NC State*	ACCNX	L, 6-7
04.08	Michigan State	ACCN	L, 4-7
04.10	No. 13 Virginia*	ACCNX	L, 4-8
04.11	No. 13 Virginia*	ACCNX	W, 5-3
04.12	No. 13 Virginia*	ACCNX	L, 5-20 (8 inn.)
04.14	Valparaiso	ACCNX	W, 6-1
04.17	at No. 8 Florida State*	ACCNX	L, 0-11 (7 inn.)
04.18	at No. 8 Florida State*	ACCNX	L, 7-9
04.19	at No. 8 Florida State*	ACCNX	L, 4-6
04.22	at Michigan State	BTN	6:00 p.m.
04.24	No. 22 Boston College*		6:30 p.m.
04.25	No. 24 Boston College*		2:00 p.m.
04.26	No. 24 Boston College*		1:00 p.m.
04.28	Central Michigan	ACCNX	5:30 p.m.
04.29	Milwaukee	ACCNX	6:30 p.m.
05.01	Stanford*	ACCNX	6:30 p.m.
05.02	Stanford*	ACCNX	2:00 p.m.
05.03	Stanford*	ACCNX	1:00 p.m.
05.08	Oakland	ACCNX	6:30 p.m.
05.09	Oakland	ACCNX	2:00 p.m.
05.10	Oakland	ACCNX	1:00 p.m.
05.12	vs. Dayton@		6:00 p.m.
05.14	at Pittsburgh*	ACCNX	6:00 p.m.
05.15	at Pittsburgh*	ACCNX	3:00 p.m.
05.16	at Pittsburgh*	ACCNX	1:00 p.m.
05.19-24	ACC Tournament		

* - Atlantic Coast Conference game

- Live Like Lou Jax College Baseball Classic

^ - played at Tennessee Tech

@ - played at Prasco Park (Mason, Ohio)



2026 Notre Dame Baseball TEAM ROSTER

No.	Name	Pronunciation	Class	Pos.	Ht.	Wt.	B/T	Hometown	H.S./Previous
1	Jayce Lee	chase with a J	So.	OF	6-4	205	R/R	South Bend, Ind.	Saint Joseph
3	Mason Barth		Fr.	INF	5-9	202	R/R	St. John, Ind.	Andrean
4	Jonathan Holt		So.	INF	6-2	203	R/R	Glen Mills, Pa.	Malvern Prep
5	Dylan Singleton		Fr.	LHP	6-2	192	L/L	Bradenton, Fla.	PDG Academy
6	Andrew Graham		Gr.	INF	5-9	205	R/R	Seattle, Wash.	Seattle Prep/Yakima Valley College/Metropolitan State University of Denver
7	Caden Crowell	kroll	Fr.	LHP/INF	6-4	205	L/L	Valparaiso, Ind.	Valparaiso
9	Troy Reader	ree-der	Jr.	C	6-0	200	R/R	Tampa, Fla.	Berkeley Prep
10	Drew Berkland		Gr.	OF	5-11	208	R/R	Wayzata, Minn.	Wayzata/Minnesota
11	Noah Coy		So.	INF	5-11	182	L/R	Greenwood, Ind.	Center Grove
12	Will Jaisle	JIGH-zul	Fr.	RHP	6-2	230	R/R	Batesville, Ind.	Batesville
13	Jamie Zee		Fr.	INF	5-9	187	R/R	Hasbrouck Heights, N.J.	Bergen Catholic
14	Shane Miranda		Fr.	C	6-0	207	L/R	Chula Vista, Calif.	Saint Augustine
15	Bino Watters	BEE-no	So.	OF/INF	6-2	215	L/L	Rochester Hills, Mich.	Rochester Adams
16	Brandon Logan		Fr.	OF	6-0	201	R/R	Fort Wayne, Ind.	Snider
18	Aiden Zerr		Fr.	RHP	6-2	210	R/R	Brandon, S.D.	Brandon Valley
19	Mark Quatrani	kwah-TRA-knee	Jr.	C	5-11	210	R/R	Philadelphia, Pa.	The Haverford School/Cornell
20	Caleb Ricks		Fr.	OF	5-11	185	R/R	Elizabethtown, Ky.	Trinity
21	Dylan Passo	PASS-oh	Fr.	INF	6-2	202	L/L	Red Bank, N.J.	Red Bank Catholic
22	Parker Brzustewicz	brew-STEV-itch	So.	INF	6-3	197	R/R	Rochester Hills, Mich.	Orchard Lake St. Mary's
23	Gian Gamelli	JEE-on guh-MELL-ee	Fr.	LHP	6-3	202	L/R	Wenham, Mass.	Hamilton-Wenham Regional
24	Ty Uber		Gr.	RHP	6-4	237	R/R	Cameron Park, Calif.	Ponderosa/Stanford
25	Kellan Klosterman	KLOSS-ter-man	So.	RHP	6-1	184	R/R	Loveland, Ohio	Archbishop Moeller
26	Garrett Snyder		Fr.	RHP	6-5	232	R/R	Farmington, Conn.	Cheshire Academy
27	Jack Radel	ruh-DELL	Jr.	RHP	6-5	250	R/R	Sioux Falls, S.D.	Roosevelt
30	Xavier Hirsch	ZAY-vee-er	Sr.	RHP	6-5	205	L/R	Mansfield, Texas	Mansfield
31	Evan Clark		Gr.	LHP	5-11	195	L/L	Western Springs, Ill.	IMG Academy/USC/Illinois
33	Radek Birkholz	RAD-ik	Gr.	RHP	5-11	200	R/R	Highlands Ranch, Colo.	Valor Christian
36	Oisin Lee	oh-SHEEN	So.	RHP	6-6	200	R/R	Newton, Mass.	St. Mark's
39	Hagan Ward	hay-gan	Jr.	RHP	6-7	250	R/R	Wellesley, Mass.	St. Sebastian's School
40	Eli Thurmond		Gr.	RHP	6-3	210	R/R	Bradenton, Fla.	Bradenton Christian/State College of Florida/Tampa
44	Trent Hartman		So.	C	5-10	180	R/R	Cincinnati, Ohio	Indian Hill
45	DJ Helwig		Jr.	RHP	6-6	215	R/R	Mokena, Ill.	St. Laurence
46	Noah Rooney		Sr.	LHP	6-0	170	L/L	Perham, Minn.	Perham/Minnesota
51	Joe Coffey		So.	INF	6-2	210	R/R	Hinsdale, Ill.	Benet Academy/Baldwin Wallace
52	Chase Van Ameyde	VAN-uh-MEAD	So.	RHP/INF	6-5	200	R/R	Lake Orion, Mich.	Brother Rice
55	Davis Johnson		Jr.	C/OF	6-0	195	L/R	Providence, R.I.	Moses Brown

Coaching Staff

29	Shawn Stiffler (George Mason '01)	John P. and Catherine Murphy Head Baseball Coach	Fourth Season/14th Overall
37	Ryan Munger (Duke '13)	Assistant Coach	Fourth Season
32	Lucas Jones (Lynchburg '05)	Assistant Coach	Second Season
35	Seth Voltz (Virginia Commonwealth '12)	Assistant Coach	Fourth Season
	Adam Dofflemeyer (Lynchburg '21)	Director of Pitching Development	Second Season
34	Cameron Lane (Lynchburg '22)	Director of Player Development	First Season

City Pronunciations:

Wayzata - why-ZET-uh | Lake Orion - Lake OH-ree-un

High School Pronunciation:

Andrean - an-DRAY-an



2026 Notre Dame Baseball
TV / RADIO ROSTER



#1 Jayce Lee
So. | OF | 6-4 | 205 | R/R
South Bend, Ind.
St. Joseph



#3 Mason Barth
Fr. | INF | 5-9 | 202 | R/R
St. John, Ind.
Andrean



#4 Jonathan Holt
So. | INF | 6-2 | 203 | R/R
Glen Mills, Pa.
Malvern Prep



#5 Dylan Singleton
Fr. | LHP | 6-2 | 192 | L/L
Bradenton, Fla.
PDG Academy



#6 Andrew Graham
Gr. | INF | 5-9 | 205 | R/R
Seattle, Wash.
Seattle Prep
Yakima Valley College/
Metropolitan State
University of Denver



#7 Caden Crowell
Fr. | LHP/INF | 6-4 | 205 | L/L
Valparaiso, Ind.
Valparaiso



#9 Troy Reader Jr. | C | 6-0 | 200 | R/R
Tampa, Fla.
Berkeley Prep



#10 Drew Berkland
Gr. | OF | 5-11 | 208 | R/R
Wayzata, Minn.
Wayzata
Minnesota



#11 Noah Coy
So. | INF | 5-11 | 182 | L/R
Greenwood, Ind.
Center Grove



#12 Will Jaisle
Fr. | RHP | 6-2 | 230 | R/R
Batesville, Ind.
Batesville




#13 Jamie Zee
Fr. | INF | 5-9 | 187 | R/R
Hasbrouck Heights, N.J.
Bergen Catholic




#14 Shane Miranda
Fr. | C | 6-0 | 207 | L/R
Chula Vista, Calif.
Saint Augustine



#15 Bino Watters
So. | OF/INF | 6-2 | 215 | L/L
Rochester Hills, Mich.
Rochester Adams



#16 Brandon Logan
Fr. | OF | 6-0 | 201 | R/R
Fort Wayne, Ind.
Snider



#18 Aiden Zerr
Fr. | RHP | 6-2 | 210 | R/R
Brandon, S.D.
Brandon Valley



#19 Mark Quatrani Jr. | C | 5-11 | 210 | R/R
Philadelphia, Pa.
The Haverford School
Cornell



#20 Caleb Ricks
Fr. | OF | 5-11 | 185 | R/R
Elizabethtown, Ky.
Trinity



#21 Dylan Passo
Fr. | INF | 6-2 | 202 | L/L
Red Bank, N.J.
Red Bank Catholic



#22 Parker Brzustewicz
So. | INF | 6-3 | 197 | R/R
Rochester Hills, Mich.
Orchard Lake St. Mary's



#23 Gian Gamelli
Fr. | LHP | 6-3 | 202 | L/R
Wenham, Mass.
Hamilton-Wenham Regional



#24 Ty Uber
Gr. | RHP | 6-4 | 237 | R/R
Cameron Park, Calif.
Ponderosa
Stanford



#25 Kellan Klosterman
So. | RHP | 6-1 | 184 | R/R
Loveland, Ohio
Archbishop Moeller



#26 Garrett Snyder
Fr. | RHP | 6-5 | 232 | R/R
Farmington, Conn.
Cheshire Academy



#27 Jack Radel Jr. | RHP | 6-5 | 250 | R/R
Sioux Falls, S.D.
Roosevelt



2026 Notre Dame Baseball TV / RADIO ROSTER



#30 Xavier Hirsch
Sr. | RHP | 6-5 | 205 | L/R
Mansfield, Texas
Mansfield



#31 Evan Clark
Gr. | LHP | 5-11 | 195 | L/L
Western Springs, Ill.
IMG Academy
USC/Illinois



#33 Radek Birkholz
Gr. | RHP | 5-11 | 200 | R/R
Highlands Ranch, Colo.
Valor Christian



#36 Oisin Lee
So. | RHP | 6-6 | 200 | R/R
Newton, Mass.
St. Mark's



#39 Hagan Ward
Jr. | RHP | 6-7 | 250 | R/R
Wellesley, Mass.
St. Sebastian's School



#40 Eli Thurmond
Gr. | RHP | 6-3 | 210 | R/R
Bradenton, Fla.
Bradenton Christian
State College of Florida/
Tampa



#44 Trent Hartman
So. | C | 5-10 | 180 | R/R
Cincinnati, Ohio
Indian Hill



#45 DJ Helwig
Jr. | RHP | 6-6 | 215 | R/R
Mokena, Ill.
St. Laurence



#46 Noah Rooney
Sr. | LHP | 6-0 | 170 | L/L
Perham, Minn.
Perham
Minnesota



#51 Joe Coffey
So. | INF | 6-2 | 210 | R/R
Hinsdale, Ill.
Benet Academy
Baldwin Wallace



#52 Chase Van Ameyde
So. | RHP | 6-5 | 200 | R/R
Lake Orion, Mich.
Brother Rice



#55 Davis Johnson
Jr. | C/OF | 6-0 | 195 | L/R
Providence, R.I.
Moses Brown

COACHING STAFF



Shawn Stiffler
John P. and Catherine Murphy
Head Baseball Coach
George Mason '01
Fourth Season



Ryan Munger
Assistant Coach
Duke '13
Fourth Season



Seth Voltz
Assistant Coach
Virginia Commonwealth '12
Fourth Season



Lucas Jones
Assistant Coach
Lynchburg '05
Second Season

THE STIFFLER FILE

	Years	Overall	Conference
VCU Head Coach	2013-2022	340-198	140-67
Notre Dame Head Coach	2023-present	106-88	45-63
	TOTALS	446-286	185-130

Championship Titles:

2015 A-10 Tournament Champions | 2015 Dallas Regional Champions
2017 A-10 Regular Season Champions
2019 A-10 Regular Season Champions
2021 A-10 Regular Season and Tournament Champions
2022 A-10 Tournament Champions



Adam Dofflemyer
Director of Pitching Development
Lynchburg '21
Second Season



Cameron Lane
Director of Player Development
Lynchburg '22
First Season



University and Program Information

NOTRE DAME INFORMATION

Table with 2 columns: Category (Conference, Home Field, etc.) and Value (Atlantic Coast Conference, Jake Kline Field, etc.)

NOTRE DAME BASEBALL HISTORY

Table with 2 columns: Event (First Season, First/Most Recent NCAA Appearance) and Year (1892, 1949/2022)

NCAA Tournament Appearances

1949, 1956, 1957, 1958, 1959, 1960, 1963, 1970, 1989, 1992, 1993, 1994, 1996, 1999, 2000, 2001, 2002, 2003, 2004, 2005, 2006, 2015, 2021, 2022

World Series Appearances

1957, 2002, 2022

Regional Hosts

1949, 1959, 1999, 2001, 2002, 2004, 2021

ALL-TIME HEAD COACHES

Table with 4 columns: Name, Tenure, Name, Tenure (e.g., Frank Hering 1897-99, Jake Kline 1934-75)

Series History

MICHIGAN STATE Trail 61-84
36-41 at ND | 24-39 at MSU | 1-4 Neutral

Series History table with columns: Date, Result, Score, Location (e.g., 5/7/1907 W 1-0 Notre Dame, IN)

2026 Irish Records by Miscellaneous Scenario

BY UNIFORM COLOR

- All Blue - 4-3
All Gray - 5-7
All Cream - 2-2
All White - 4-2
All Green - 0-0
Pinstripes - 2-1
Blue Top-Gray Bottom - 0-1
Pinstripe Top-Blue Bottom - 0-1
Green Top-Cream Bottom - 0-1

BY DUGOUT

- First Base Dugout - 4-2
Third Base Dugout - 13-16

BY SCORE SCENARIOS

- Irish score first - 11-8
Opponent scores first - 6-10
Leading after 5 - 14-4
Tied after 5 - 2-2
Trailing after 5 - 2-12
Leading after 7 - 14-4
Tied after 7 - 2-1
Trailing after 7 - 1-13
In extra innings - 1-1

BY START TIME

- Morning Start (before noon) - 2-0
Afternoon Start (noon-5 pm) - 12-10
Evening Start (5 pm or later) - 3-8

BY FIELD SURFACE

- Natural Grass - 4-9
Artificial Turf - 13-9

BY MONTH

- February - 5-3
March - 10-6
April - 2-9
May - 0-0



ACC STANDINGS AND INFO | NATIONAL POLLS

2026 ACC PRESEASON RANKINGS

Rk.	Team	Points (*)
1.	Georgia Tech	237 (7)
2.	North Carolina	236 (6)
3.	Florida State	221 (1)
4.	Louisville	196
5.	Clemson	185 (2)
6.	NC State	169
7.	Virginia	165
8.	Miami	159
9.	Wake Forest	145
10.	Stanford	99
11.	Virginia Tech	89
12.	Notre Dame	87
13.	Duke	67
14.	Pitt	45
15.	California	41
16.	Boston College	35

*Denotes number of first-place votes

ACC WEEKLY AWARDS

Players of the Week

Feb. 16 - Derek Williams, Miami
Feb. 23 - Dylan Dubovik, Miami
Mar. 2 - Cider Canon, Duke
Mar. 9 - Lorenzo Carrier, Pitt
Mar. 16 - Vahn Lackey, Georgia Tech
Mar. 23 - Myles Bailey, Florida State
Mar. 30 - Caden Dulin, Pitt; Teddy Tokheim, Stanford
Apr. 6 - Jake Ogden, Miami
Apr. 13 - Carson Kerce, Georgia Tech
Apr. 20 - Kade Lewis, Wake Forest
Apr. 27
May 4
May 11
May 17

Pitchers of the Week

Feb. 16 - Wyatt Danilowicz, Louisville
Feb. 23 - Jack Radel, Notre Dame
Mar. 2 - Michael Sherman, Clemson
Mar. 9 - Blake Morningstar, Wake Forest
Mar. 16 - Trey Beard, Florida State
Mar. 23 - Jack Radel, Notre Dame
Mar. 30 - Wes Mendes, Florida State
Apr. 6 - Bryson Moore, Florida State
Apr. 13 - Caden Glauber, North Carolina
Apr. 20 - Michael Sherman, Clemson
Apr. 27
May 4
May 11
May 17

2026 DIBASEBALL TOP 25

Rk.	Team
1.	UCLA
2.	North Carolina
3.	Georgia Tech
4.	Texas
5.	Georgia
6.	Oregon State
7.	Texas A&M
8.	Florida State
9.	Coastal Carolina
10.	Virginia
11.	Auburn
12.	West Virginia
13.	Alabama
14.	Oklahoma
15.	Mississippi State
16.	Kansas
17.	Ole Miss
18.	Southern Miss
19.	Oregon
20.	Nebraska
21.	Florida
22.	Boston College
23.	Southern California
24.	Arkansas
25.	Arizona State

2026 ACC STANDINGS

Rk.	Team	Overall	ACC
1.	Georgia Tech	32-7	16-5
2.	North Carolina	33-7-1	15-6
3.	Boston College	31-12	14-7
4.	Florida State	28-11	12-6
5.	Virginia	28-13	12-9
6.	Miami	29-10	10-8
7.	Wake Forest	27-14	11-10
8.	NC State	26-14	9-9
9.	Virginia Tech	19-19	9-12
t10.	Pitt	24-14	7-11
t10.	Louisville	22-18	7-11
t10.	Stanford	17-19	7-11
13.	Duke	22-20	8-13
t14.	Clemson	25-16	6-12
t14.	California	20-18	6-12
t14.	Notre Dame	17-18	7-14

*sorted and ranked by wins prior to conference competition; ranked by ACC and overall win percentage

NCBWA National Players of the Week

Hitter of the Week

Feb. 17 - Tyce Armstrong, Baylor; Dee Kennedy, Kansas State
Feb. 24 - Will Gasparino, UCLA
Mar. 3 - Cider Cannon, Duke; Weber Neels, Minnesota
Mar. 10 - Quinton Coats, Cincinnati; Lorenzo Carrier, Pitt
Mar. 17 - James Smith IV, Memphis
Mar. 24 - Brayden Bakes, Illinois State; Terrick Thompson-Allen, SUI-Edwardsville
Mar. 31 - Maddox Haley, Gonzaga; Brandon Rogers, Purdue
Apr. 7 - Tyson LeBlanc, Kansas
Apr. 14 - Landon Hairston, Arizona State
Apr. 21 - Drew Grego, Nebraska
Apr. 28
May 5
May 12
May 18

Pitcher of the Week

Feb. 17 - Chris Olivier, RHP, Lamar
Feb. 24 - Colin Fisher, LHP, Arkansas; Dax Whitney, RHP, Oregon State
Mar. 3 - Andrew Herrmann, LHP, Louisiana
Mar. 10 - Grayden Harris, LHP, Southern Miss
Mar. 17 - Trey Beard, RHP, Florida State; Maxx Yehl, LHP, West Virginia
Mar. 24 - Tyler Fay, RHP, Alabama
Mar. 31 - Max Vaisvila, LHP, Northern Illinois
Apr. 7 - Chase Frey, LHP, Grand Canyon; Shan Brinham, LHP, Michigan
Apr. 14 - Logan Reddemann, RHP, UCLA
Apr. 21 - Smith Bailey, RHP, Arizona
Apr. 28
May 5
May 12
May 18

2026 NCBWA TOP 25

Rk.	Team
1.	UCLA
2.	North Carolina
3.	Georgia Tech
4.	Texas
5.	Georgia
6.	Oregon State
7.	Florida State
8.	Texas A&M
9.	Coastal Carolina
10.	West Virginia
11.	Auburn
12.	Oklahoma
13.	Mississippi State
14.	Virginia
15.	Alabama
16.	Southern Miss
17.	Kansas
18.	Oregon
19.	Ole Miss
20.	Nebraska
21.	Arkansas
22.	Boston College
23.	Southern California
24.	Florida
25.	Arizona State





2026 Notre Dame Baseball IRISH INSIGHT - 2026 SEASON

IRISH VETERANS

The 2026 Irish baseball team features 16 returners from the 2025 Notre Dame squad that put together a 16-2 record to close out the regular season last spring.

- Juniors Jack Radel and Davis Johnson played integral roles in the success of the team a season ago. Radel was the Friday night starter for the Irish in his sophomore season and earned All-ACC honors in 2025. Johnson competed in 41 games a year ago and belted seven home runs with six doubles.

- The 2026 Irish sophomore class marks Coach Stiffler's first true recruiting class on campus after he took over the program in 2023. Parker Brzustewicz, Noah Coy, Jayce Lee and Bino Watters set a strong foundation for the squad and will be looked upon to be the core to continue the growth of the program in 2026.

- Fellow sophomores Oisin Lee, Chase Van Ameyde and Kellan Klosterman were stalwarts in the bullpen for the Irish in their freshman seasons. They each made at least 13 appearances in their rookie seasons in South Bend.

- Five position players who return in 2026 competed in at least 20 games a season ago. Six returning pitchers made at least 10 appearances.

EXPERIENCED NEWCOMERS

The Irish brought in seven transfers over the summer.

- Andrew Graham (Yakima Valley College/ Metropolitan State University of Denver), Evan Clark (USC/Illinois), Drew Berkland (Minnesota), Ty Uber (Stanford) and Eli Thurmond (State College of Florida/Tampa) all join the Irish as graduate transfers for 2026.

- Senior Noah Rooney (Minnesota) and junior Mark Quatrani (Cornell) also joined the Notre Dame squad.

TALENTED FRESHMEN

The 2026 baseball squad features 12 true freshmen for the Irish.

- Caden Crowell was ranked as the top left-handed pitcher in the state of Indiana and the 15th LHP nationally in the 2025 class by Perfect Game.

- Brandon Logan, a two-sport athlete for the Irish as a member of the Notre Dame football team, was ranked as the best outfielder in the state of Indiana and the 28th outfielder in the country.

- Dylan Passo was the top-ranked first baseman in the state of New Jersey and the 18th ranked first baseman in the country in the Class of 2025.

- Aiden Zerr was the top-ranked RHP and the second-ranked overall recruit in the state of South Dakota in the latest recruiting class.

- Gian Gamelli was the top-ranked LHP and the eighth-ranked overall recruit in the state of Massachusetts.

- Mason Barth joined the Irish as the second-ranked shortstop in Indiana and the 12th ranked recruit in the state.

EYES ON THE IRISH GOLDEN SPIKES MIDSEASON LIST


Junior RHP Jack Radel was named to the 2026 Golden Spikes Award Midseason Watch List. Radel was one of 45 amateur baseball players named to the midseason watch list. Additionally, he was one of 17 pitchers to earn the midseason recognition from USA Baseball.

BUSTER POSEY MIDSEASON LIST

Junior catcher Mark Quatrani was named to the 2026 Buster Posey National Collegiate Catcher of the Year Award Midseason Watchlist. He was one of 50 catchers to be named to the midseason list by the Wichita Sports Commission. The Philadelphia, Pennsylvania native has consistently been among the national leaders in hits, batting average, home runs, runs batted in and slugging percentage during the 2026 season.

RADEL - ACC PITCHER OF THE WEEK

Jack Radel was named as the ACC



Pitcher of the Week on February 23. He threw 6.0 perfect innings at the Live Like Lou Jax Baseball Classic against UCF. He tied the tournament record with nine strikeouts and needed just 68 pitches to retire the 18 batters he faced in the contest. It was the second ACC Pitcher of the Week honor of his career.


Radel earned his second ACC Pitcher of the Week honor on March 23. He had a complete-game shutout victory on the bump as the Irish won 6-0 against No. 19 Clemson in the series opener. He allowed just four singles while striking out eight with zero walks on 117 pitches. He was the first ACC pitcher to repeat the honor in 2026.

ALL-TOURNAMENT TEAM HONOREES

Jack Radel (starting pitcher), Mark Quatrani (catcher) and Drew Berkland (outfield) were all named to the 2026 Live Like Lou Jax Baseball Classic All-Tournament Team for their performances during the weekend.

IRISH TRIO NAMED TO WATCH LISTS

Noah Coy, Chase Van Ameyde and Jack Radel were named to award watch lists



in early March by the College Baseball Foundation.

- Coy was named to the 2026 watch list for the Brooks Wallace Award, which honors the nation's top shortstop. It is named for former Texas Tech shortstop Brooks Wallace, who played for the Red Raiders from 1977 to 1980. He passed away from leukemia at the age of 27.

- Van Ameyde is on the 2026 watch list for the John Olerud Two-Way Player of the Year. The award is named after former Washington State University standout John Olerud, who was a first baseman and left-handed pitcher during the late 1980s. He was inducted into the National College Baseball Hall of Fame in 2007.

- Radel is on the 2026 National Pitcher of the Year Watch List.

TOP-RANKED TALENT

The Irish have six players listed in the D1baseball.com Preseason rankings by position.

- Sophomore Bino Watters was the 17th ranked first baseman.
- Junior Jack Radel was 29th on the starting pitchers list.
- Junior Mark Quatrani was 49th on the catchers list.
- Graduate student Drew Berkland was 63rd on the outfielders report.
- Sophomore Oisin Lee came in at 74th on the relief pitchers list.
- Junior Davis Johnson was listed at 132nd in the outfielder rankings.

Additionally, Notre Dame had representation on the D1Baseball Impact Freshman List as Caden Crowell came in at No. 9 on the ranking.

AROUND THE HORN CATCHERS

- Junior Mark Quatrani joins the Irish after a successful two seasons at Cornell and has made an immediate impact. A



2026 Notre Dame Baseball IRISH INSIGHT


two-time First Team All-Ivy selection, Quatrani will be a frontrunner for the Irish behind the plate in 2026. He posted 80 hits with 51 runs, 12 doubles, a triple and 17 home runs in two seasons with the Big Red. Quatrani slashed .338/.612/.461 over his first two seasons of collegiate baseball. Defensively, he has cut down 27 of 111 (24.3 percent) of runners trying to steal.

- Freshman Shane Miranda was the No. 7 ranked catcher in the state of California in the 2025 recruiting class. He was a California All-Region First Team Preseason selection by Perfect Game in 2025

- Junior Davis Johnson saw time behind the plate in both his freshman and sophomore seasons. While he is also likely to get reps in the outfield in 2026, Johnson will be looked upon for his experience behind the dish.

INFIELDERS

- Sophomore Noah Coy has made the move to shortstop to anchor the middle infield for the Irish in 2026. He has started each of the team's games at shortstop this spring. Coy had a huge summer season with the Kalamazoo Growlers, boasting a .363 batting average on his way to earning the 2025 Rawlings Hitting Award. He was named as a breakout player to watch for the Irish by D1Baseball.



- Sophomore Parker Brzustewicz has been a consistent starter at first base for the Irish in the 2026 season. His .415 on-base percentage was the second-highest among returning Irish players as he led the team with 56 hits last spring.

- Freshman Jamie Zee has been a stalwart at the hot corner for the Irish in 2026. Zee has been a mainstay for the squad at third base. The fourth-ranked shortstop in the state of New Jersey in the Class of 2025, he set his high school's hit record.

- Fellow freshman Mason Barth has been the go-to man at second base thus far in the 2026 season for the Irish. Barth joined the team as the second-ranked shortstop in Indiana and the 12th ranked recruit in the state.

- Freshman Dylan Passo has added several starts at first base in 2026 while Brzustewicz has collected playing time at third base.

OUTFIELDERS

- Graduate transfer Drew Berkland has served as the anchor for the Irish in the outfield in 2026. A four-year player at the University of Minnesota, he collected 92 career hits over three seasons with 18 home runs, 70 RBI and 62 runs scored. Berkland played in all 52 of Minnesota's games in 2025 and had a .293 batting average with 10 doubles, 14 home runs and a team-best 53 RBI.

- Sophomores Jayce Lee and Bino Watters along with junior Davis Johnson will provide veteran experience in the outfield.

- One of the breakout players to watch by D1Baseball, Lee is in line to start in right field for the Irish. Lee tallied 22 hits over 36 appearances with 20 runs scored, a double, two triples and four home runs. Over the summer, he slashed .330/.421/.468 with 13 doubles and 13 stolen bases in the Northwoods League with the Kalamazoo Growlers.

- Watters made 19 appearances in the outfield in 2025 and split time between left and right field for the Irish. A Freshman All-America Second Team selection by D1Baseball and a 2025 ACC All-Freshman Team honoree a season ago, Watters made 44 total appearances in his rookie season. He hit .317 on the year with a .549 slugging percentage after amassing 52 hits, nine doubles, a triple and nine homers with 39 RBI.

- Johnson will likely split time between the outfield and catching. He mostly split time between catching and serving as the DH in 2025 with one appearance in the outfield in his sophomore season. Johnson put up a .281 batting average and a .492 slugging percentage a year ago with 38 runs, six doubles, seven home runs and 28 RBI.

- Freshman Brandon Logan will be in the mix in the outfield for the Irish as well after joining the baseball team as one of the highest-ranked outfield recruits in the country.

STARTING PITCHERS

- Junior RHP Jack Radel, freshman LHP Caden Crowell and graduate student RHP Ty Uber are set to get the nod for the starting rotation during opening weekend.

- Radel was named as a Preseason All-America Third Team selection for the 2026 season by the NCBWA. He was an All-ACC performer in his sophomore season and earned ACC Pitcher of the Week honors after posting a career-best 12 strikeouts over 7.0 innings of work in a win over California. He registered 70.1 innings pitched with 13 starts and 60 strikeouts in 2025 for the Irish.

- Radel earned ACC Pitcher of the Week honors on February 23 after throwing six perfect innings against UCF and striking out nine on just 68 pitches.

- Crowell was named as the 2025 Indiana Baseball Player of the Year by Prep Baseball Indiana. The lefty true freshman gave up just two earned runs over 55 innings while racking up 97 strikeouts and only 11 walks in his senior season in high school. He posted a perfect 6-0 record, a 0.53 WHIP, did not allow an extra-base-hit or any stolen bases the entire spring and held opponents to a .098 batting average. He was key to helping Valparaiso High School to their first-ever IHSAA State Championship in 2025. His father, Jim, played 13 years of professional baseball, having stints with the Cincinnati Reds, Philadelphia Phillies, Florida Marlins and Toronto Blue Jays organizations.

- Uber was a two-time Pac-12 Champion during his time at Stanford. He joins the Irish with 15 starts and 55 total appearances under his belt in three seasons with the Cardinal. He tallied three saves and struck out 29 batters in 35.0 innings of work during the 2025 season. He was named as a Notre Dame Breakout Player to Watch by D1Baseball.

- RHP Kellan Klosterman and RHP DJ Helwig each earned starts in 2025. Klosterman was tabbed as the midweek starter for the Irish on five occasions and made eight appearances in relief in his freshman season in South Bend. He recorded 22 strikeouts over 25.1 innings of work with a 1-1 record in his rookie campaign. Helwig earned the start for game two against Virginia Tech and tacked on nine appearances in relief in his sophomore season. Helwig posted 23 strikeouts in 20.2 innings while going 2-1 on the bump in 2025.

RELIEF PITCHERS

- RHP Oisin Lee, RHP Chase Van Ameyde, RHP DJ Helwig, RHP Xavier Hirsch and RHP Radek Birkholz all made relief appearances in 2025.

- Oisin Lee was listed among the top relief pitchers in the nation ahead of the 2026 season. He was ranked in the D1Baseball position list and was on the NBCWA Stopper of the Year Preseason Watch List. A Notre Dame Breakout Player to Watch according to D1Baseball, Lee is in line to be the closer for the Irish in 2026. He held opponents to a .194 batting average over the summer with North Shore in the NECBL.

- Chase Van Ameyde picked up a save and 31 strikeouts in just 23.2 innings a season ago for the Irish. Van Ameyde was also named as a Notre Dame Breakout Player to Watch by D1Baseball, he could be a two-way player for the Irish in 2026 with appearances both out of the bullpen and at first base.



- Transfer LHP Noah Rooney made 22 appearances and struck out 36 batters while posting a 4-1 record in 2025 at Minnesota. Over three seasons with the Golden Gophers, Rooney amassed 108.2 innings of work over 56 appearances with 80 strikeouts.

- Transfer RHP Eli Thurmond won a pair of NCAA Division II National Championships at the University of Tampa. He made 19 total appearances in 2025 with his sole start coming in the national championship game win. He allowed just one run on four hits with a pair of strikeouts over 4.1 innings of work as Tampa repeated as NCAA Division II Champions in 2025.

- Freshman RHP Will Jaisle will work out of the bullpen for the Irish.

ROSTER BREAKDOWN

CLASS

- Freshmen - 12
- Sophomores - 10
- Juniors - 6
- Seniors - 2
- Graduate Student - 1
- Graduate Student Transfers - 5

POSITION

- Infielders - 8
- Outfielders - 6
- Catchers - 5
- Right-Handed Pitchers - 13
- Left-Handed Pitchers - 5

STATE

- Indiana - 5
- Florida - 3
- Illinois - 3
- Massachusetts - 3
- Michigan - 3
- California - 2
- Minnesota - 3
- New Jersey - 2
- Ohio - 2
- Pennsylvania - 2
- South Dakota - 2
- Colorado - 1
- Connecticut - 1
- Kentucky - 1
- Rhode Island - 1
- Texas - 1
- Washington - 1

SEASON SNAPSHOTS

No. 8 FLORIDA STATE (Apr. 17-19)

- **Apr. 17** - The Irish fell in an 11-0 (7 innings) contest in the series opener. Parker Brzustewicz went 2-for-2 at the plate with a walk, and Brandon Logan added a double. Xavier Hirsch posted a career-high eight strikeouts and matched his longest outing of his career with 5.0 innings on the mound.

- **Apr. 18** - Drew Berkland hit a lead-off home run to start the game, but the Irish came up short in a 9-7 setback. Bino Watters went 3-for-5 with a home run, a double, two RBI and a run. Radek Birkholz struck out a pair in relief, and Caden Crowell went 4.0 in relief and matched his career-best mark with six strikeouts.

- **Apr. 19** - The Irish struck first with two runs in the first and later had a 4-2 lead, but a four-run seventh inning gave Florida State the 6-4 decision in the series finale. Mark Quatrani and Drew Berkland each had a double. Dylan Singleton went 3.2 with the start and struck out three in a no-decision outing.

VALPARAISO (Apr. 14)

- **Apr. 14** - The Irish scored five unanswered runs to take a 6-1 victory over the Beacons. Shane Miranda 3-for-3 at the dish with an RBI double and two runs. Bino Watters added a 3-for-5 effort with a double, and Mark Quatrani added a home run. Noah Rooney earned the win in relief after 2.0 innings of hitless work.

No. 13 VIRGINIA (Apr. 10-12)

- **Apr. 10** - The Irish tied the game 4-4 in the bottom of the seventh on a solo homer by Noah Coy, but the No. 13 Cavaliers pushed four runs across in the top of the ninth in an 8-4 final. Coy had a home run and scored twice, and Drew Berkland added a home run to help pace the Irish. Xavier Hirsch had a no-decision outing after getting the start and going 4.0 with a pair of strikeouts. Ty Uber shouldered the pitching loss in relief.

- **Apr. 11** - The Irish struck first and never trailed in a 5-3 win in game two of the series. Jack Radel had a quality start and earned the win after going 7.0 with five strikeouts on the mound. The junior righty had four hitless innings from the third through the sixth and needed just 88 pitches to earn the win. Will Jaisle earned the first save of his college career. Mark Quatrani and Bino Watters each had two hits in the victory.

- **Apr. 12** - Notre Dame took a 2-1 lead through one complete, but the No. 13 Cavaliers came away with a 20-5 (8 innings) decision in the rubber match. Jayce Lee was 1-for-3 with a two-run home run and drove in another run. Bino Watters went 2-for-4 and scored a run.

MICHIGAN STATE (Apr. 8)

- Drew Berkland drove in two runs on two sacrifice hits, and Noah Coy drove in a run in a 7-4 setback against the Spartans. Chase Van Ameyde shouldered the decision on the mound. Dylan Singleton had four strikeouts in 3.0 innings of work in relief.

NC STATE (Apr. 2-4)

- **Apr. 2** - The Irish struck first in the top of the second, but an immediate response by the Wolfpack in bottom half of the same inning proved to be the difference in a 7-3 loss in game one. Xavier Hirsch went a career-best 5.0 innings on the mound, allowing just three hits and striking out two while not surrendering a run. Mason Barth had a pair of hits with a double and drove in a pair for the Irish. Mark Quatrani belted a solo home run.

- **Apr. 3** - Tied through five innings, a late-game push by NC State saw the Irish fall 7-3 in game two of the series. Noah Coy went 2-for-4 at the dish with a run and a walk, and Dylan Passo added a 2-for-4 effort at the plate. Jack Radel suffered the loss but struck out 10 for his third double-digit strikeout effort of the season.

- **Apr. 4** - The Irish battled back to take a lead in the ninth, but a pair of runs by NC State saw the result go to the Wolfpack in a 7-6 final in the series finale. Dylan Passo went 3-for-4 with a double and two RBI. Jamie Zee added a double, two RBI and scored a run. Ty Uber went 3.1 in a no-decision start while Dylan Singleton shouldered the loss in relief.

No. 13 NORTH CAROLINA (Mar. 28-29)

- **Mar. 28 Game One** - A late-inning push by North Carolina saw the visiting side take a 6-5 decision in game one. Jack Radel struck out 10 batters over 6.0 innings in a no-decision outing. Noah Coy went 3-for-4 at the dish with a home run, a triple, two runs and an RBI. Davis Johnson and Jayce Lee each belted a home run for the Irish.

- **Mar. 28 Game Two** - Notre Dame tied the game 5-5 in the bottom of the fifth, but North Carolina again had the late-inning response in a 13-7 setback for the Irish. Bino Watters went 3-for-4 with a double, a triple and a home run. Watters added a walk, two RBI and two runs. Mark Quatrani was 2-for-5 with a home run. Xavier Hirsch had two strikeouts but suffered the pitching decision on the mound.

- **Mar. 29** - The Irish took a 7-4 lead through four innings of play, but the Tar Heels took the game by a 15-10 final score. The 10-run output was tied for the most earned runs scored against UNC in ACC play to-date in the 2026 season. Drew Berkland went 3-for-3 with two doubles, two runs and an RBI. Noah Coy went 2-for-4 at the dish with a home run, three RBI and two runs scored. Ty Uber struck out three over four innings of work and shouldered the decision on the mound. Dylan Singleton went 3.0 with five strikeouts.

WESTERN MICHIGAN (Mar. 24)

- Mark Quatrani, Bino Watters and Jayce Lee each belted a home run as the Irish took a 14-3 (7 innings) win over Western Michigan. Kellan Klosterman struck out a pair in the start while Aiden Zerr earned his first collegiate pitching win in relief after 2.1 innings of work with two strikeouts.



2026 Notre Dame Baseball IRISH INSIGHT

No. 19 CLEMSON (Mar. 20-22)

- **Mar. 20** - Jack Radel struck out eight, allowed just four singles and did not surrender a walk on his way to a complete-game shutout in a 6-0 Irish win over No. 19 Clemson in game one. Jamie Zee had a three-run home run and Mason Barth added a solo home run and scored twice to help pace the Irish offense.

- **Mar. 21** - Notre Dame used a dramatic walk-off moment as the Irish came back from a 7-5 deficit in the eighth inning to win 8-7 over No. 19 Clemson. A bases-loaded situation in the bottom of the ninth saw Notre Dame break a 7-7 tie and win at home to secure the series. Drew Berkland was 3-for-4 at the plate with a double, a home run, two runs scored and an RBI. Mark Quatrani went 2-for-5 with a double, two runs and an RBI.

- **Mar. 22** - The Irish struck first and never trailed in a 7-4 win on Sunday to secure the sweep over the Tigers. Drew Berkland went 2-for-4 with a double and three runs scored. Noah Coy added two hits and drove in two. Ty Uber earned the win on the bump after going 5.0 with six strikeouts and one run allowed. Eli Thurmond closed out the final 1.0 of the game and recorded a strikeout.

LOUISVILLE (Mar. 13-15)

- **Mar. 13** - Down 6-0 in the third inning, the Notre Dame baseball team outscored Louisville 14-5 to take a 14-11 win in the series opener. The Irish scored 10 runs, including two grand slams (Noah Coy, Davis Johnson), without an out being recorded in the fourth. Will Jaisle picked up the win in relief after going 1.1 with two strikeouts and not allowing a hit. The victory was win 100 for head coach Shawn Stiffler in his time at Notre Dame.

- **Mar. 14** - A back-and-forth game saw the Irish team come up just short in an 8-7 setback in game two. Parker Brzustewicz and Mason Barth each collected three hits in the game. Xavier Hirsch shouldered the loss in relief.

- **Mar. 15** - Notre Dame fell in a 21-12 final at Louisville in the series rubber match. Davis Johnson capped off a stellar weekend at the plate with two home runs to finish the series with four home runs, 13 RBI, 19 total bases, a 1.267 slugging percentage and a 1.705 OPS. Eli Thurmond suffered the loss on the bump.

QUEENS (Mar. 10)


- Notre Dame scored five unanswered runs in the eighth and ninth innings to take an 11-6 win over the Royals. Mark Quatrani went 4-for-5 at the plate with an RBI and two runs scored. Jamie Zee scored three times and had a solo home run for the Irish. Oisín Lee went 1.1 on the bump and took the win in relief.

DUKE (Mar. 6-8)

- **Mar. 6** - The Irish put a run on the scoreboard in the top of the third and erupted for five runs on three homers in the fifth en route to a 10-4 win in game one of the series at Duke. Jamie Zee belted his first collegiate home run in the victory. Jack Radel continued his stellar start to the season with 7.0 innings pitched (92 pitches), nine strikeouts and one run allowed.

- **Mar. 7** - Notre Dame responded to an early run by the Blue Devils with a three-spot in the top of the second. A ninth-inning rally by Duke, however, saw the Blue Devils use three runs in the final frame to take a 6-5 decision. Noah Coy had a triple and drove in three of the team's five runs.

- **Mar. 8** - Drew Berkland got it done on both sides of the field to help lift the Notre Dame baseball team to a 2-0 win over Duke to capture the opening ACC series of the year. The grad transfer outfielder had a diving catch with a runner on base in the scoreless fourth inning, hit a solo home run in the top of the sixth for the first run of the game, and made a leaping catch at the fence with two runners on and two outs in the bottom half of the sixth to keep Duke off the scoreboard. Ty Uber had a career-high eight strikeouts and allowed zero runs on two singles in a shared shutout on the mound. Noah Rooney earned a gutsy save with a strikeout looking after Duke put two runners in scoring position in the ninth.



EASTERN MICHIGAN (Mar. 6)

- The Irish responded to an early deficit with a seven-run third inning en route to an 11-1 (8 inn.) win in their home opener. Jayce Lee led the offense with two triples and scored three times. Xavier Hirsch earned the win in relief after going 2.2 innings with three strikeouts.

HOLIDAY INN CLASSIC (Feb. 27-Mar. 1)

- **ALABAMA A&M** - The Irish posted ten runs in the first three innings and never looked back in a 19-2 win in seven innings against Alabama A&M in the first-ever meeting between the two teams. Jack Radel earned the win on the bump after going 6.0 innings with 10 strikeouts.

- **UIC** - Brandon Logan used a game-ending grand slam to help lift the Notre Dame baseball team to a 14-3 (8 innings) win. Mark Quatrani added a homer. Caden Crowell picked up the win on the mound while Noah Rooney earned a save.

- **TENNESSEE TECH** - Bino Watters belted two home runs and drove in four, and Mark Quatrani added a grand slam with five RBIs in the win. Jayce Lee went 4-for-5 at the dish, and Ty Uber earned the win.

LIVE LIKE LOU JAX CLASSIC (Feb. 20-22)

- **UCF** - Jack Radel used 68 pitches to strikeout nine batters and retire all 18 batters he faced in a perfect 6.0 innings of work. UCF tied the game in the ninth before taking the game by a 4-2 score in 10 innings. Dylan Passo belted the first home run of his collegiate career.

- **LSU** - The No. 2 Tigers took a lead early in a 9-4 final. The Irish outscored LSU 4-3 over the final five innings of play as Jayce Lee notched a home run. Mark Quatrani and Noah Coy both went 2-for-4 at the plate and scored a run for the Irish.

- **INDIANA** - Trailing 8-3 midway through the seventh inning, the Irish plated five runs in the bottom half of the inning before walking off a 9-8 win in 11 innings. Mark Quatrani went 4-for-6 at the dish with two home runs on the day. Drew Berkland added a 4-for-6 effort of his own with three RBIs, which included the game-tying and game-winning runs.

FLORIDA ATLANTIC (Feb. 13-15)

- **Feb. 13** - The Irish struck first against the Owls when Jamie Zee drove in Noah Coy from second base with his first career hit and RBI in his first collegiate at-bat. FAU, however, put up seven unanswered runs in a 7-1 final on opening night.

- **Feb. 14** - Notre Dame put the first eight runs on the scoreboard and never looked back in a 14-1 win over FAU to set up a Sunday rubber match showdown. Bino Watters and Jayce Lee each had three hits with a solo homer apiece. Xavier Hirsch posted a career-high six strikeouts and picked up the relief win for the Irish.

- **Feb. 15** - After a scoreless four innings to start the game, the Irish put a pair of runs on the scoreboard in the fifth. Notre Dame tacked on a four-run eighth and a run in the ninth for a 7-1 win to capture the series. Bino Watters tallied his second three-hit game of the weekend, and Ty Uber earned the pitch-count win on the bump in his first start in an Irish uniform.



2026 Notre Dame Baseball

DETAILED SCHEDULE AND RESULTS

Date	Day	Opponent	Location	Broadcast	Time (ET)	Result	Decision
02.13	Friday	Florida Atlantic	Boca Raton, Fla.	FAUSports	6:30 p.m.	L, 7-1	L: Radel (0-1)
02.14	Saturday	Florida Atlantic	Boca Raton, Fla.	FAUSports	4:00 p.m.	W, 14-1	W: Hirsch (1-0)
02.15	Sunday	Florida Atlantic	Boca Raton, Fla.	FAUSports	12:00 p.m.	W, 7-1	W: Uber (1-0)
02.20	Friday	UCF	Jacksonville, Fla.	DIBaseball	6:00 p.m.	L, 4-2 (10 inn.)	L: Van Ameyde (0-1)
02.21	Saturday	LSU	Jacksonville, Fla.	DIBaseball	12:00 p.m.	L, 9-4	L: Crowell (0-1)
02.22	Sunday	Indiana	Jacksonville, Fla.	DIBaseball	11:00 a.m.	W, 9-8 (11 inn.)	W: O. Lee (1-0)
02.27	Friday	Alabama A&M	Cookeville, Tenn.		12:00 p.m.	W, 19-2 (7 inn.)	W: Radel (1-1)
02.28	Saturday	UIC	Cookeville, Tenn.		12:00 p.m.	W, 14-2 (8 inn.)	W: Crowell (1-1) S: Rooney (1)
03.01	Sunday	Tennessee Tech	Cookeville, Tenn.	ESPN+	3:00 p.m.	W, 11-0 (8 inn.)	W: Uber (2-0)
03.03	Tuesday	Eastern Michigan	South Bend, Ind.		4:30 p.m.	W, 11-0 (8 inn.)	W: Hirsch (2-0)
03.06	Friday	Duke	Durham, N.C.	ACCNX	5:00 p.m.	W, 10-4	W: Radel (2-1)
03.07	Saturday	Duke	Durham, N.C.	ACCNX	1:00 p.m.	L, 6-5	L: Rooney (0-1)
03.08	Sunday	Duke	Durham, N.C.	ACCNX	1:00 p.m.	W, 2-0	W: Uber (3-0) S: Rooney (2)
03.10	Tuesday	Queens	Charlotte, N.C.	ESPN+	6:00 p.m.	W, 11-6	W: O. Lee (2-0)
03.13	Friday	Louisville	Louisville, Ky.	ACCNX	6:00 p.m.	W, 14-11	W: Jaisle (1-0)
03.14	Saturday	Louisville	Louisville, Ky.	ACCN	6:00 p.m.	L, 8-7	L: Hirsch (2-1)
03.15	Sunday	Louisville	Louisville, Ky.	ACCNX	1:00 p.m.	L, 21-12	L: Thurmond (0-1)
03.17	Tuesday	Central Michigan	South Bend, Ind.		4:30 p.m.	postponed	-
03.20	Friday	Clemson	South Bend, Ind.	ACCNX	4:30 p.m.	W, 6-0	W: Radel (3-1)
03.21	Saturday	Clemson	South Bend, Ind.		2:00 p.m.	W, 8-7	W: Thurmond (1-1)
03.22	Sunday	Clemson	South Bend, Ind.		1:00 p.m.	W, 7-4	W: Uber (4-0)
03.24	Tuesday	Western Michigan	South Bend, Ind.		4:30 p.m.	W, 14-3 (7 inn.)	W: Zerr (1-0)
03.28	Saturday	North Carolina	South Bend, Ind.	ACCNX	1:00 p.m.	L, 6-5	L: Rooney (0-2)
03.28	Saturday	North Carolina	South Bend, Ind.	ACCNX	5:00 p.m.	L, 13-7	L: Hirsch (2-2)
03.29	Sunday	North Carolina	South Bend, Ind.	ACCNX	1:00 p.m.	L, 15-10	L: Uber (4-1)
04.02	Thursday	NC State	Raleigh, N.C.	ACCNX	6:00 p.m.	L, 7-3	L: Crowell (1-2)
04.03	Friday	NC State	Raleigh, N.C.	ACCNX	6:00 p.m.	L, 7-3	L: Radel (3-2)
04.04	Saturday	NC State	Raleigh, N.C.	ACCNX	2:00 p.m.	L, 7-6	L: Singleton (0-1)
04.08	Wednesday	Michigan State	South Bend, Ind.	ACCN	5:00 p.m.	L, 7-4	L: Van Ameyde (0-2)
04.10	Friday	Virginia	South Bend, Ind.	ACCNX	5:30 p.m.	L, 4-8	L: Uber (4-2)
04.11	Saturday	Virginia	South Bend, Ind.	ACCNX	2:00 p.m.	W, 5-3	W: Radel (4-2)
04.12	Sunday	Virginia	South Bend, Ind.	ACCNX	1:00 p.m.	L, 5-20 (8 inn.)	L: Singleton (0-2)
04.14	Tuesday	Valparaiso	South Bend, Ind.	ACCNX	3:30 p.m.	W, 6-1	W: Rooney (1-2)
04.17	Friday	Florida State	Tallahassee, Fla.	ACCNX	6:00 p.m.	L, 0-11 (7 inn.)	L: Hirsch (2-3)
04.18	Saturday	Florida State	Tallahassee, Fla.	ACCNX	2:00 p.m.	L, 7-9	L: Radel (4-3)
04.19	Sunday	Florida State	Tallahassee, Fla.	ACCNX	1:00 p.m.	L, 4-6	L: Rooney (1-3)
04.22	Wednesday	Michigan State	East Lansing, Mich.	BTN	6:00 p.m.	-	-
04.24	Friday	Boston College	South Bend, Ind.		6:30 p.m.	-	-
04.25	Saturday	Boston College	South Bend, Ind.		2:00 p.m.	-	-
04.26	Sunday	Boston College	South Bend, Ind.		1:00 p.m.	-	-
04.28	Tuesday	Central Michigan	South Bend, Ind.	ACCNX	5:30 p.m.	-	-
04.29	Wednesday	Milwaukee	South Bend, Ind.	ACCNX	6:30 p.m.	-	-
05.01	Friday	Stanford	South Bend, Ind.	ACCNX	6:30 p.m.	-	-
05.02	Saturday	Stanford	South Bend, Ind.	ACCNX	2:00 p.m.	-	-
05.03	Sunday	Stanford	South Bend, Ind.	ACCNX	1:00 p.m.	-	-
05.08	Friday	Oakland	South Bend, Ind.	ACCNX	6:30 p.m.	-	-
05.09	Saturday	Oakland	South Bend, Ind.	ACCNX	2:00 p.m.	-	-
05.10	Sunday	Oakland	South Bend, Ind.	ACCNX	1:00 p.m.	-	-
05.12	Tuesday	Dayton	Mason, Ohio		6:00 p.m.	-	-
05.14	Thursday	Pittsburgh	Pittsburgh, Pa.	ACCNX	6:00 p.m.	-	-
05.15	Friday	Pittsburgh	Pittsburgh, Pa.	ACCNX	3:00 p.m.	-	-
05.16	Saturday	Pittsburgh	Pittsburgh, Pa.	ACCNX	1:00 p.m.	-	-
05.19-24		ACC Tournament	Charlotte, N.C.				



GAME-BY-GAME STARTING LINEUPS - BATTING

Date	Opponent	1	2	3	4	5	6	7	8	9	SP
02.13	Florida Atlantic	Berkland	Watters	Quatrani	Brzustewicz	Johnson	J. Lee	Coy	Passo	Zee	Radel
02.14	Florida Atlantic	Berkland	Watters	Quatrani	Brzustewicz	Johnson	J. Lee	Coy	Passo	Zee	Crowell
02.15	Florida Atlantic	Berkland	Watters	Quatrani	Brzustewicz	J. Lee	Coy	Van Ameyde	Passo	Barth	Uber
02.20	UCF	Berkland	Watters	Quatrani	Brzustewicz	J. Lee	Coy	Barth	Passo	Zee	Radel
02.21	LSU	Berkland	Watters	Quatrani	Brzustewicz	J. Lee	Coy	Van Ameyde	Passo	Zee	Crowell
02.22	Indiana	Berkland	Watters	Quatrani	Brzustewicz	J. Lee	Coy	Van Ameyde	Passo	Zee	Uber
02.27	Alabama A&M	Berkland	Coy	Quatrani	Watters	J. Lee	Brzustewicz	Passo	Zee	Logan	Radel
02.28	UIC	Berkland	Coy	Quatrani	Watters	J. Lee	Brzustewicz	Barth	Zee	Logan	Crowell
03.01	Tennessee Tech	Berkland	Coy	Quatrani	Watters	J. Lee	Brzustewicz	Barth	Zee	Logan	Uber
03.03	Eastern Michigan	Berkland	Coy	Quatrani	Watters	J. Lee	Brzustewicz	Barth	Passo	Logan	Zerr
03.06	Duke	Berkland	Coy	Quatrani	Watters	J. Lee	Brzustewicz	Johnson	Barth	Zee	Radel
03.07	Duke	Berkland	Coy	Quatrani	Watters	J. Lee	Brzustewicz	Johnson	Barth	Zee	Crowell
03.08	Duke	Berkland	Coy	Quatrani	Watters	J. Lee	Brzustewicz	Johnson	Barth	Zee	Uber
03.10	Queens	Berkland	Coy	Quatrani	Watters	J. Lee	Brzustewicz	Barth	Miranda	Zee	Zerr
03.13	Louisville	Berkland	Coy	Quatrani	Watters	Brzustewicz	J. Lee	Johnson	Barth	Zee	Radel
03.14	Louisville	Berkland	Coy	Quatrani	Watters	Brzustewicz	J. Lee	Johnson	Barth	Zee	Crowell
03.15	Louisville	Berkland	Coy	Quatrani	Watters	Brzustewicz	J. Lee	Johnson	Barth	Zee	Uber
03.20	Clemson	Berkland	Coy	Quatrani	Watters	Brzustewicz	Johnson	J. Lee	Barth	Zee	Radel
03.21	Clemson	Berkland	Coy	Quatrani	Watters	Brzustewicz	Johnson	J. Lee	Barth	Zee	Crowell
03.22	Clemson	Berkland	Coy	Quatrani	Watters	Johnson	J. Lee	Brzustewicz	Barth	Zee	Uber
03.24	Western Michigan	Berkland	Coy	Quatrani	Watters	Johnson	J. Lee	Passo	Barth	Zee	Klosterman
03.28	North Carolina	Berkland	Coy	Quatrani	Watters	Johnson	J. Lee	Brzustewicz	Barth	Zee	Radel
03.28	North Carolina	Berkland	Coy	Quatrani	Watters	Johnson	J. Lee	Brzustewicz	Barth	Zee	Crowell
03.29	North Carolina	Berkland	Coy	Quatrani	Watters	Johnson	J. Lee	Brzustewicz	Barth	Zee	Uber
04.02	NC State	Berkland	Coy	Quatrani	Watters	Johnson	J. Lee	Brzustewicz	Barth	Zee	Crowell
04.03	NC State	Berkland	Coy	Quatrani	Watters	J. Lee	Barth	Passo	Van Ameyde	Zee	Radel
04.04	NC State	Berkland	Coy	Quatrani	Watters	J. Lee	Barth	Passo	Zee	Logan	Uber
04.08	Michigan State	Berkland	Coy	Quatrani	Watters	J. Lee	Passo	Barth	Zee	Logan	Van Ameyde
04.10	Virginia	Berkland	Coy	Quatrani	Watters	J. Lee	Passo	Brzustewicz	Barth	Zee	Hirsch
04.11	Virginia	Coy	Quatrani	Watters	Berkland	Barth	J. Lee	Logan	Brzustewicz	Zee	Radel
04.12	Virginia	Coy	Quatrani	Watters	Berkland	Barth	J. Lee	Passo	Brzustewicz	Logan	Singleton
04.14	Valparaiso	Coy	Quatrani	Watters	Berkland	Barth	J. Lee	Brzustewicz	Miranda	Zee	Crowell
04.17	Florida State	Berkland	Coy	Quatrani	Watters	Barth	J. Lee	Logan	Brzustewicz	Zee	Hirsch
04.18	Florida State	Berkland	Coy	Quatrani	Watters	Brzustewicz	J. Lee	Passo	Logan	Zee	Radel
04.19	Florida State	Berkland	Coy	Quatrani	Watters	Brzustewicz	J. Lee	Logan	Passo	Zee	Singleton
04.22	Michigan State	-	-	-	-	-	-	-	-	-	-
04.24	Boston College	-	-	-	-	-	-	-	-	-	-
04.25	Boston College	-	-	-	-	-	-	-	-	-	-
04.26	Boston College	-	-	-	-	-	-	-	-	-	-
04.28	Central Michigan	-	-	-	-	-	-	-	-	-	-
04.29	Milwaukee	-	-	-	-	-	-	-	-	-	-
05.01	Stanford	-	-	-	-	-	-	-	-	-	-
05.02	Stanford	-	-	-	-	-	-	-	-	-	-
05.03	Stanford	-	-	-	-	-	-	-	-	-	-
05.08	Oakland	-	-	-	-	-	-	-	-	-	-
05.09	Oakland	-	-	-	-	-	-	-	-	-	-
05.10	Oakland	-	-	-	-	-	-	-	-	-	-
05.12	Dayton	-	-	-	-	-	-	-	-	-	-
05.14	Pittsburgh	-	-	-	-	-	-	-	-	-	-
05.15	Pittsburgh	-	-	-	-	-	-	-	-	-	-
05.16	Pittsburgh	-	-	-	-	-	-	-	-	-	-
05.19-05.24	ACC Tournament	-	-	-	-	-	-	-	-	-	-



GAME-BY-GAME STARTING LINEUPS - POSITIONAL

Date	Opponent	SP	C	1B	2B	3B	SS	LF	CF	RF	DH
02.13	Florida Atlantic	Radel	Johnson	Passo	Zee	Brzustewicz	Coy	Watters	Berkland	J. Lee	Quatrani
02.14	Florida Atlantic	Crowell	Quatrani	Passo	Zee	Brzustewicz	Coy	Johnson	Berkland	J. Lee	Watters
02.15	Florida Atlantic	Uber	Quatrani	Passo	Barth	Brzustewicz	Coy	Watters	Berkland	J. Lee	Van Ameyde
02.20	UCF	Radel	Quatrani	Brzustewicz	Barth	Zee	Coy	Watters	Berkland	J. Lee	Passo
02.21	LSU	Crowell	Quatrani	Passo	Zee	Brzustewicz	Coy	Watters	Berkland	J. Lee	Van Ameyde
02.22	Indiana	Uber	Quatrani	Passo	Zee	Brzustewicz	Coy	Watters	Berkland	J. Lee	Van Ameyde
02.27	Alabama A&M	Radel	Quatrani	Passo	Zee	Brzustewicz	Coy	Berkland	Logan	J. Lee	Watters
02.28	UIC	Crowell	Quatrani	Brzustewicz	Barth	Zee	Coy	Berkland	Logan	J. Lee	Watters
03.01	Tennessee Tech	Uber	Quatrani	Brzustewicz	Barth	Zee	Coy	Berkland	Logan	J. Lee	Watters
03.03	Eastern Michigan	Zerr	Quatrani	Passo	Barth	Brzustewicz	Coy	Berkland	Logan	J. Lee	Watters
03.06	Duke	Radel	Quatrani	Brzustewicz	Barth	Zee	Coy	Watters	Berkland	J. Lee	Johnson
03.07	Duke	Crowell	Quatrani	Brzustewicz	Barth	Zee	Coy	Watters	Berkland	J. Lee	Johnson
03.08	Duke	Uber	Quatrani	Brzustewicz	Barth	Zee	Coy	Watters	Berkland	J. Lee	Johnson
03.10	Queens	Zerr	Miranda	Brzustewicz	Barth	Zee	Coy	Watters	Berkland	J. Lee	Quatrani
03.13	Louisville	Radel	Quatrani	Brzustewicz	Barth	Zee	Coy	Watters	Berkland	J. Lee	Johnson
03.14	Louisville	Crowell	Quatrani	Brzustewicz	Barth	Zee	Coy	Watters	Berkland	J. Lee	Johnson
03.15	Louisville	Uber	Quatrani	Brzustewicz	Barth	Zee	Coy	Watters	Berkland	J. Lee	Johnson
03.20	Clemson	Radel	Quatrani	Brzustewicz	Barth	Zee	Coy	Watters	Berkland	J. Lee	Johnson
03.21	Clemson	Crowell	Quatrani	Brzustewicz	Barth	Zee	Coy	Watters	Berkland	J. Lee	Johnson
03.22	Clemson	Uber	Quatrani	Brzustewicz	Barth	Zee	Coy	Watters	Berkland	J. Lee	Johnson
03.24	Western Michigan	Klosterman	Quatrani	Passo	Barth	Zee	Coy	Watters	Berkland	J. Lee	Johnson
03.28	North Carolina	Radel	Quatrani	Brzustewicz	Barth	Zee	Coy	Watters	Berkland	J. Lee	Johnson
03.28	North Carolina	Crowell	Johnson	Brzustewicz	Barth	Zee	Coy	Watters	Berkland	J. Lee	Quatrani
03.29	North Carolina	Uber	Quatrani	Brzustewicz	Barth	Zee	Coy	Watters	Berkland	J. Lee	Johnson
04.02	NC State	Crowell	Quatrani	Brzustewicz	Barth	Zee	Coy	Watters	Berkland	J. Lee	Johnson
04.03	NC State	Radel	Quatrani	Passo	Barth	Zee	Coy	Watters	Berkland	J. Lee	Van Ameyde
04.04	NC State	Uber	Quatrani	Passo	Barth	Zee	Coy	Berkland	Logan	J. Lee	Watters
04.08	Michigan State	Van Ameyde	Quatrani	Passo	Barth	Zee	Coy	Berkland	Logan	J. Lee	Watters
04.10	Virginia	Hirsch	Quatrani	Passo	Barth	Zee	Coy	Watters	Berkland	J. Lee	Brzustewicz
04.11	Virginia	Radel	Quatrani	Brzustewicz	Barth	Zee	Coy	Berkland	Logan	J. Lee	Watters
04.12	Virginia	Singleton	Quatrani	Passo	Barth	Brzustewicz	Coy	Berkland	Logan	J. Lee	Watters
04.14	Valparaiso	Crowell	Miranda	Brzustewicz	Barth	Zee	Coy	Watters	Berkland	J. Lee	Quatrani
04.17	Florida State	Hirsch	Quatrani	Brzustewicz	Barth	Zee	Coy	Berkland	Logan	J. Lee	Watters
04.18	Florida State	Radel	Quatrani	Passo	Zee	Brzustewicz	Coy	Berkland	Logan	J. Lee	Watters
04.19	Florida State	Singleton	Quatrani	Passo	Zee	Brzustewicz	Coy	Berkland	Lgoan	J. Lee	Watters
04.22	Michigan State	-	-	-	-	-	-	-	-	-	-
04.24	Boston College	-	-	-	-	-	-	-	-	-	-
04.25	Boston College	-	-	-	-	-	-	-	-	-	-
04.26	Boston College	-	-	-	-	-	-	-	-	-	-
04.28	Central Michigan	-	-	-	-	-	-	-	-	-	-
04.29	Milwaukee	-	-	-	-	-	-	-	-	-	-
05.01	Stanford	-	-	-	-	-	-	-	-	-	-
05.02	Stanford	-	-	-	-	-	-	-	-	-	-
05.03	Stanford	-	-	-	-	-	-	-	-	-	-
05.08	Oakland	-	-	-	-	-	-	-	-	-	-
05.09	Oakland	-	-	-	-	-	-	-	-	-	-
05.10	Oakland	-	-	-	-	-	-	-	-	-	-
05.12	Dayton	-	-	-	-	-	-	-	-	-	-
05.14	Pittsburgh	-	-	-	-	-	-	-	-	-	-
05.15	Pittsburgh	-	-	-	-	-	-	-	-	-	-
05.16	Pittsburgh	-	-	-	-	-	-	-	-	-	-
05.19-05.24	ACC Tournament	-	-	-	-	-	-	-	-	-	-



2026 Notre Dame Baseball NCAA STAT RANKINGS - 2026

Notre Dame - 2025-26 Baseball Ranking Summary thru games 04/19/2026

Statistic	National Rank	Conference Rank	Value	National Leader	Value	Conference Leader	Value
Base on Balls (304 ranked)	184	15	167	Pittsburgh	275	Pittsburgh	275
Batting Average (304 ranked)	77	8	0.290	Georgia Tech	0.354	Georgia Tech	0.354
Double Plays (303 ranked)	298	16	13	La Salle New Orleans	45 45	North Carolina Pittsburgh	39 39
Double Plays Per Game (304 ranked)	298	16	0.37	La Salle	1.13	Pittsburgh	1.03
Doubles (304 ranked)	232	16	58	Texas Tech	112	Georgia Tech	98
Doubles Per Game (304 ranked)	195	16	1.66	Texas Tech	2.87	Georgia Tech	2.51
Earned Run Average (304 ranked)	172	13	6.21	UC Santa Barbara	2.94	North Carolina	3.70
Fielding Percentage (304 ranked)	68	5	0.975	UIW	0.987	North Carolina	0.982
Hit Batters (304 ranked)	299	15	29	Alabama A&M	97	Duke	79
Hit by Pitch (304 ranked)	127	4	55	Winthrop	102	North Carolina	69
Hits (304 ranked)	181	15	340	Texas Tech	488	Georgia Tech	478
Hits Allowed Per Nine Innings (304 ranked)	222	15	10.46	UC Santa Barbara	6.89	NC State	7.60
Home Runs (304 ranked)	71	13	48	Georgia	113	Georgia Tech	80
Home Runs Per Game (304 ranked)	49	10	1.37	Georgia	2.76	Georgia Tech	2.05
On Base Percentage (304 ranked)	87	9	0.397	Georgia Tech	0.470	Georgia Tech	0.470
Runs (304 ranked)	150	13	253	Georgia Tech	417	Georgia Tech	417
Sacrifice Bunts (302 ranked)	210	4	11	James Madison	49	Boston College	35
Sacrifice Flies (303 ranked)	73	6	19	App State South Fla.	32 32	Miami (FL)	29
Scoring (304 ranked)	85	11	7.2	Georgia Tech	10.7	Georgia Tech	10.7
Shutouts (108 ranked)	108	8	1	Florida	7	Florida St. Georgia Tech NC State	3 3 3
Slugging Percentage (304 ranked)	60	10	0.477	Georgia	0.627	Georgia Tech	0.620
Stolen Bases (304 ranked)	251	14	31	VMI	156	Duke	126
Stolen Bases Per Game (304 ranked)	242	14	0.89	VMI	4.00	Duke	3.00
Strikeout-to-Walk Ratio (304 ranked)	52	6	2.34	Auburn	4.21	Clemson	3.12
Strikeouts Per Nine Innings (304 ranked)	81	13	9.1	LSU	12.5	Wake Forest	12.3
Triple Plays (1 ranked)				8 teams tied	1		
Triples (302 ranked)	85	7	9	New Mexico St.	18	Boston College	16
Triples Per Game (303 ranked)	76	6	0.26	New Mexico St.	0.47	Boston College	0.37
WHIP (304 ranked)	146	13	1.59	Auburn	1.13	Clemson	1.24
WL Pct (304 ranked)	171	15	0.486	UCLA	0.923	Georgia Tech	0.821
Walks Allowed Per Nine Innings (304 ranked)	50	2	3.88	Auburn	2.61	Clemson	3.37



2026 Notre Dame Baseball NCAA STAT RANKINGS - 2026

Statistic	Player	National Rank	Conference Rank	Value	National Leader	Value	Conference Leader	Value
Base on Balls (137 ranked)					Josiah Overbeek, Army West Point	48	Lorenzo Carrier, Pittsburgh	44
Base on Balls Per Game (150 ranked)	Noah Coy	141	20	0.79	Josiah Overbeek, Army West Point	1.33	Lorenzo Carrier, Pittsburgh	1.16
Batting Average (250 ranked)	Bino Watters	209	18	0.352	Tanner Mally, Western Mich.	0.480	Rett Johnson, NC State	0.431
Complete Games (26 ranked)	Jack Radel	26	1	1	Justin DeCastro, LIU Andrew Herrmann, Louisiana Jaden Wywoda, Holy Cross	3 3 3	8 players tied	1
Doubles (140 ranked)					Troy Sudbrook, Toledo	22	Carson Kerce, Georgia Tech	21
Doubles Per Game (138 ranked)					Troy Sudbrook, Toledo	0.58	Carson Kerce, Georgia Tech	0.54
Earned Run Average (199 ranked)	Jack Radel	162	14	3.61	Jackson Flora, UC Santa Barbara	0.71	Caden Glauber, North Carolina	1.80
Games Started (12 ranked)	Jack Radel	12	1	10	Colton Sneddon, New Mexico St.	13	19 players tied	10
Hit Batters (106 ranked)					Robbie O'Connor, Northeastern	23	Ryan Lynch, North Carolina	12
Hit By Pitch Per Game (150 ranked)					Ryan LeClair, Stonehill	0.67	Eric Becker, Virginia	0.42
Hit by Pitch (149 ranked)					Tre Phelps, Georgia	25	Eric Becker, Virginia	16
Hits (143 ranked)					Landon Hairston, Arizona St.	73	Jarren Advincula, Georgia Tech	68
Hits Allowed Per Nine Innings (150 ranked)	Jack Radel	66	8	6.59	Bryce Riggs, Eastern Ill.	3.86	Chris Levonas, Wake Forest	5.02
Hits Per Game (149 ranked)	Bino Watters	77	6	1.47	Tanner Mally, Western Mich.	1.85	Jarren Advincula, Georgia Tech	1.74
Home Runs (141 ranked)	Mark Quatrani	105	15	11	Tague Davis, Louisville	24	Tague Davis, Louisville	24
Home Runs Per Game (150 ranked)	Mark Quatrani	75	9	0.32	Tague Davis, Louisville	0.60	Tague Davis, Louisville	0.60
On Base Percentage (150 ranked)					Tanner Mally, Western Mich.	0.593	Lorenzo Carrier, Pittsburgh	0.547
Pitching Appearances (119 ranked)					Sax Matson, Southern California	25	Lucas Hartman, Virginia	23
Runs (137 ranked)					Landon Hairston, Arizona St.	63	Gavin Gallaheer, North Carolina Vahn Lackey, Georgia Tech AJ Nessler, Pittsburgh	52 52 52
Runs Batted In (139 ranked)	Mark Quatrani	139	16	39	Tague Davis, Louisville	73	Tague Davis, Louisville	73
Runs Batted In Per Game (150 ranked)	Mark Quatrani	74	9	1.15	Tague Davis, Louisville	1.83	Tague Davis, Louisville	1.83
Runs Per Game (150 ranked)	Mark Quatrani	124	19	1.09	Johnathan Gomez, FDU	1.55	AJ Nessler, Pittsburgh	1.41
Sacrifice Bunts (105 ranked)					Blake Barthol, Coastal Carolina Cody Kashimoto, Saint Mary's (CA)	12 12	Luke Gallo, Boston College Carter Hendrickson, Boston College	6 6
Sacrifice Bunts Per Game (149 ranked)					Cody Kashimoto, Saint Mary's (CA)	0.32	Luke Gallo, Boston College	0.16
Sacrifice Flies (95 ranked)	Drew Berkland	34	3	5	Tracer Lopez, Texas Tech	9	Nick Wang, Boston College	7
Saves (495 ranked)	Noah Rooney William Jaisle	252 495	16 32	2 1	Albert Roblez, Oregon St.	11	Tyler Kapa, Virginia	9
Slugging Percentage (250 ranked)	Mark Quatrani Bino Watters	124 207	14 25	0.634 0.599	Landon Hairston, Arizona St.	0.988	Tague Davis, Louisville	0.911
Stolen Bases (130 ranked)					Terence Grines, UT Martin	40	Lucas Moore, Louisville	26
Stolen Bases Per Game (146 ranked)					CJ Egrie, Holy Cross	1.06	Lucas Moore, Louisville	0.65
Strikeout-to-Walk Ratio (148 ranked)	Jack Radel	45	4	4.93	Ben Winslow, Yale	16.00	AJ Ciscar, Miami (FL)	8.83
Strikeouts (150 ranked)	Jack Radel	47	5	69	Mason Edwards, Southern California	107	Chris Levonas, Wake Forest	82
Strikeouts Per Nine Innings (150 ranked)	Jack Radel	97	12	10.83	Ethan Lund, Oklahoma St.	16.01	Aidan Knaak, Clemson	14.65
Total Bases (144 ranked)					Landon Hairston, Arizona St.	164	Tague Davis, Louisville	143
Toughest to Strike Out (149 ranked)					Andrew Ramirez, Southeast Mo. St.	25.6	Rett Johnson, NC State	11.8
Triples (45 ranked)	Noah Coy	45	6	3	Max Hartman, Washington St.	7	Jack Toomey, Boston College	6
Triples Per Game (137 ranked)	Noah Coy	65	6	0.09	Gabe Cavazzoni, Seton Hall	0.19	Jack Toomey, Boston College	0.14
Victories (80 ranked)					Joey Giordano, Richmond	9	Lucas Hartman, Virginia Rob Evans, Miami (FL) Chris Levonas, Wake Forest	8 8 8
WHIP (149 ranked)	Jack Radel	26	3	0.98	Bryce Riggs, Eastern Ill.	0.72	Michael Sharman, Clemson	0.90
Walks Allowed Per Nine Innings (149 ranked)	Jack Radel	94	5	2.20	Kevin Robinson, Northwestern St.	0.64	AJ Ciscar, Miami (FL)	1.05



2026 Notre Dame Baseball OVERALL SEASON STATS - 2026

Notre Dame Baseball 2025 - 2026 Season

(As of Apr 19, 2026)

Notre Dame Overall Statistics

Record: 17-18 Home: 7-6 Away: 7-10 Neutral: 3-2 Conference: 7-14
Extra Inn: 1-1 Vs. Ranked: 4-9

PLAYER	AVG	GP-GS	AB	R	H	2B	3B	HR	XB	RBI	TB	SLG	BB	HP	K	GDP	OB%	SF	SH	SB-ATT	PO	A	E	FLD%
WATTERS, Bino	.354	35-35	144	26	51	7	2	8	17	35	86	.597	17	4	24	2	.434	1	0	2-4	43	1	1	.978
QUATRANI, Mark	.345	35-35	139	37	48	5	1	11	17	40	88	.633	15	10	32	3	.437	3	0	0-0	245	27	0	1.000
COY, Noah	.313	35-35	128	35	40	3	3	4	10	28	61	.477	27	8	26	1	.455	2	4	9-12	33	80	4	.966
BERKLAND, Drew	.294	35-35	143	36	42	12	1	5	18	20	71	.497	20	6	34	1	.391	5	0	7-8	71	0	1	.986
LEE, Jayce	.293	35-35	133	35	39	5	2	7	14	25	69	.519	17	5	32	4	.389	2	0	1-2	50	3	1	.981
PASSO, Dylan	.286	22-16	63	6	18	4	0	1	5	7	25	.397	2	2	16	2	.319	2	0	0-0	126	6	0	1.000
JOHNSON, Davis	.269	17-16	52	14	14	3	0	6	9	18	35	.673	8	5	20	0	.409	1	1	2-2	19	0	0	1.000
BARTH, Mason	.262	34-28	103	18	27	5	0	2	7	14	38	.369	15	6	32	0	.384	1	1	5-5	35	78	3	.974
BRZUSTEWICZ, Parker	.233	33-31	116	13	27	5	0	0	5	17	32	.276	18	3	29	5	.348	1	1	1-1	179	22	5	.976
ZEE, Jamie	.214	32-32	112	20	24	5	0	3	8	23	38	.339	16	3	45	1	.326	1	2	2-2	27	58	8	.914
MIRANDA, Shane	.444	6-2	9	2	4	1	0	0	1	1	5	.556	3	0	2	0	.583	0	0	0-0	24	2	0	1.000
RICKS, Caleb	.333	9-0	9	3	3	2	0	0	2	4	5	.556	1	0	5	0	.400	0	0	0-0	3	0	0	1.000
LOGAN, Brandon	.229	18-11	35	8	8	3	0	1	4	5	14	.400	8	2	13	0	.400	0	3	4-4	21	0	0	1.000
VAN AMEYDE, Chase	.154	11-5	13	2	2	0	0	0	0	0	2	.154	2	2	4	0	.353	0	0	0-0	1	0	1	.500
HOLT, Jonathan	.000	1-0	1	0	0	0	0	0	0	0	0	.000	0	0	0	0	.000	0	0	0-0	0	0	0	.000
GRAHAM, Andrew	.000	7-0	4	2	0	0	0	0	0	0	0	.000	3	0	2	0	.429	0	0	0-0	0	1	0	1.000
READER, Troy	.000	3-0	4	0	0	0	0	0	0	0	0	.000	0	0	2	0	.000	0	0	0-0	0	0	0	.000
Others																					17	36	6	.898
Totals	.287	-	1208	257	347	60	9	48	117	237	569	.471	172	56	318	19	.395	19	12	33-40	894	314	30	.976
Opponents	.288	-	1210	226	348	69	7	42	118	212	557	.460	127	29	299	12	.365	13	9	59-69	905	303	34	.973

LOB - Team (298), Opp (264). DPs turned - Team (18), Opp (22). CI - Team (0), Opp (0). IBB - Team (5): WATTERS, Bino (3); JOHNSON, Davis (2). Picked off - Team (1): LEE, Jayce (1).

PLAYER	ERA	W-L	APP	GS	CG	SHO	SV	IP	H	R	ER	BB	K	WHIP	2B	3B	HR	AVG	WP	HP	BK	SFA	SHA
ZERR, Aiden	3.60	1-0	10	2	0	0	0	15.0	17	8	6	7	8	1.60	2	0	1	.274	2	0	0	1	0
RADEL, Jack	3.61	4-3	10	10	1	1	0	57.1	42	27	23	14	69	0.98	7	0	6	.196	2	2	0	1	1
HIRSCH, Xavier	5.23	2-3	10	2	0	0	0	31.0	33	21	18	6	30	1.26	7	2	2	.266	2	3	0	1	3
UBER, Ty	6.44	4-2	10	8	0	2	0	36.1	41	30	26	17	30	1.60	6	0	4	.287	4	3	1	3	2
SINGLETON, Dylan	6.75	0-2	12	2	0	2	0	22.2	28	18	17	8	25	1.59	9	0	5	.298	2	1	1	0	1
CROWELL, Caden	7.05	1-2	12	9	0	0	0	37.0	52	29	29	21	38	1.97	11	1	5	.344	0	7	1	2	1
VAN AMEYDE, Chase	12.15	0-2	7	1	0	0	0	6.2	10	9	9	5	14	2.25	4	0	1	.333	2	2	0	0	0
KLOSTERMAN, Kellan	12.91	0-0	7	1	0	1	0	7.2	6	11	11	13	9	2.48	2	0	1	.214	3	2	0	1	0
BIRKHOLZ, Radek	0.00	0-0	2	0	0	0	0	1.0	1	0	0	1	2	2.00	0	1	0	.250	0	0	0	0	0
J AISLE, William	4.26	1-0	13	0	0	1	1	12.2	11	6	6	10	14	1.66	3	0	2	.229	0	1	0	1	0
LEE, Oisin	5.40	2-0	14	0	0	0	0	15.0	21	11	9	8	16	1.93	2	1	1	.323	4	2	0	0	1
ROONEY, Noah	6.60	1-3	15	0	0	1	2	30.0	41	26	22	6	22	1.57	10	2	4	.315	1	2	1	2	0
THURMOND, Eli	8.00	1-1	16	0	0	2	0	18.0	29	16	16	8	13	2.06	4	0	4	.367	5	1	0	1	0
SNYDER, Garrett	16.20	0-0	8	0	0	0	0	6.2	13	12	12	2	9	2.25	1	0	5	.406	0	3	0	0	0
CLARK, Evan	18.00	0-0	2	0	0	0	0	1.0	3	2	2	1	0	4.00	1	0	1	.500	0	0	0	0	0
Totals	6.22	17-18	35	0	3	3	298.0	348	226	206	127	299	1.59	69	7	42	.288	27	29	4	13	9	
Opponents	7.01	18-17	35	0	1	7	301.2	347	257	235	172	318	1.72	60	9	48	.287	34	56	3	19	12	

PB - Team(5): QUATRANI, Mark (4); JOHNSON, Davis (1), Opp (7). Pickoffs - Team(3): UBER, Ty (1); RADEL, Jack (1); CROWELL, Caden (1), Opp (1). SBA/ATT - QUATRANI, Mark (54-64); JOHNSON, Davis (4-4); MIRANDA, Shane (3-3); ZERR, Aiden (3-3); CROWELL, Caden (3-4); UBER, Ty (2-2); RADEL, Jack (2-2); SNYDER, Garrett (1-1); HIRSCH, Xavier (1-1); LEE, Oisin (1-1).



2026 Notre Dame Baseball
FIELDING STATS - 2026

Notre Dame Baseball 2025 - 2026 Season

(As of Apr 19, 2026)

Notre Dame Overall Statistics

PLAYER	C	PO	A	E	FLD%	DP	SBA	CSB	SBA%	PB	CI
QUATRANI, Mark	272	245	27	0	1.000	0	54	10	.844	4	0
PASSO, Dylan	132	126	6	0	1.000	3	0	0	0	0	0
MIRANDA, Shane	26	24	2	0	1.000	0	3	0	1.000	0	0
LOGAN, Brandon	21	21	0	0	1.000	0	0	0	0	0	0
JOHNSON, Davis	19	19	0	0	1.000	0	4	0	1.000	1	0
RICKS, Caleb	3	3	0	0	1.000	0	0	0	0	0	0
ZERR, Aiden	6	2	4	0	1.000	0	3	0	1.000	0	0
LEE, Oisin	4	2	2	0	1.000	0	1	0	1.000	0	0
KLOSTERMAN, Kellan	1	1	0	0	1.000	0	0	0	0	0	0
ROONEY, Noah	3	1	2	0	1.000	0	0	0	0	0	0
JAISLE, William	1	0	1	0	1.000	0	0	0	0	0	0
GRAHAM, Andrew	1	0	1	0	1.000	0	0	0	0	0	0
CROWELL, Caden	4	0	4	0	1.000	1	3	1	.750	0	0
BERKLAND, Drew	72	71	0	1	.986	0	0	0	0	0	0
LEE, Jayce	54	50	3	1	.981	0	0	0	0	0	0
WATTERS, Bino	45	43	1	1	.978	0	0	0	0	0	0
BRZUSTEWICZ, Parker	206	179	22	5	.976	9	0	0	0	0	0
BARTH, Mason	116	35	78	3	.974	6	0	0	0	0	0
COY, Noah	117	33	80	4	.966	7	0	0	0	0	0
RADEL, Jack	14	6	7	1	.929	0	2	0	1.000	0	0
ZEE, Jamie	93	27	58	8	.914	6	0	0	0	0	0
HIRSCH, Xavier	11	3	7	1	.909	1	1	0	1.000	0	0
UBER, Ty	8	2	4	2	.750	0	2	0	1.000	0	0
THURMOND, Eli	4	0	3	1	.750	0	0	0	0	0	0
SINGLETON, Dylan	3	0	2	1	.667	0	0	0	0	0	0
VAN AMEYDE, Chase	2	1	0	1	.500	0	0	0	0	0	0
SNYDER, Garrett	0	0	0	0	.000	0	1	0	1.000	0	0
Totals	1238	894	314	30	.976	18	74	11	.871	5	0
Opponents	1242	905	303	34	.973	22	37	10	.787	7	0



2026 Notre Dame Baseball

SITUATIONAL STATS - 2026

Notre Dame Baseball 2025-2026 Season

(As of Apr 19, 2026)

Notre Dame Batting Analysis

PLAYER	vs left			vs right			runners on			bases emp			bases ldd			leadoff			fly	gnd	fly/
	H	AB	AVG	H	AB	AVG	H	AB	AVG	H	AB	AVG	H	AB	AVG	RCH	OP	PCT	OUT	OUT	GND
3 BARTH, Mason	11	24	.458	16	79	.203	13	49	.265	14	54	.259	3	4	.750	11	30	.367	21	20	1.1
10 BERKLAND, Drew	13	31	.419	29	112	.259	17	57	.298	25	86	.291	1	4	.250	23	59	.390	44	23	1.9
22 BRZUSTEWICZ, Parker	10	33	.303	17	83	.205	17	65	.262	10	51	.196	1	3	.333	7	24	.292	22	33	0.7
11 COY, Noah	12	35	.343	28	93	.301	24	64	.375	16	64	.250	2	4	.500	13	36	.361	31	28	1.1
6 GRAHAM, Andrew	0	1	.000	0	3	.000	0	3	.000	0	1	.000	0	0	-	0	0	-	2	0	-
4 HOLT, Jonathan	0	0	-	0	1	.000	0	1	.000	0	0	-	0	0	-	0	0	-	1	0	-
55 JOHNSON, Davis	7	18	.389	7	34	.206	7	27	.259	7	25	.280	3	3	1.000	6	15	.400	13	7	1.9
1 LEE, Jayce	15	35	.429	24	98	.245	18	76	.237	21	57	.368	1	4	.250	15	26	.577	36	23	1.6
16 LOGAN, Brandon	1	10	.100	7	25	.280	4	15	.267	4	20	.200	1	2	.500	5	14	.357	5	10	0.5
14 MIRANDA, Shane	1	1	1.000	3	8	.375	1	2	.500	3	7	.429	0	0	-	3	3	1.000	1	1	1.0
21 PASSO, Dylan	5	14	.357	13	49	.265	12	34	.353	6	29	.207	0	3	.000	3	16	.188	18	10	1.8
19 QUATRANI, Mark	10	34	.294	38	105	.362	27	71	.380	21	68	.309	1	5	.200	11	27	.407	27	31	0.9
9 READER, Troy	0	1	.000	0	3	.000	0	4	.000	0	0	-	0	1	.000	0	0	-	2	0	-
20 RICKS, Caleb	2	2	1.000	1	7	.143	3	7	.429	0	2	.000	1	1	1.000	0	0	-	1	0	-
52 VAN AMEYDE, Chase	0	0	-	2	13	.154	1	6	.167	1	7	.143	0	0	-	0	1	.000	2	5	0.4
15 WATTERS, Bino	16	37	.432	35	107	.327	28	73	.384	23	71	.324	3	3	1.000	11	29	.379	30	33	0.9
13 ZEE, Jamie	7	28	.250	17	84	.202	15	61	.246	9	51	.176	3	8	.375	8	23	.348	19	21	0.9
Totals	110	304	.362	237	904	.262	187	615	.304	160	593	.270	20	45	.444	116	303	.383	275	245	1.1
Opponents	124	381	.325	224	829	.270	184	583	.316	164	627	.262	11	39	.282	103	299	.344	271	274	1.0

PLAYER	pinch hit			RISP			R3rd LT2out			2outs			adv ops			2out		rnrs		rch		rch	
	H	AB	AVG	H	AB	AVG	H	AB	AVG	H	AB	AVG	ADV	OP	PCT	RBI	ADV	LOB	ERR	FC	KL		
3 BARTH, Mason	1	3	.333	9	30	.300	4	6	.667	10	30	.333	28	59	.475	8	0	22	2	3	16		
10 BERKLAND, Drew	0	0	-	8	34	.235	8	13	.615	15	48	.313	35	74	.473	6	0	35	0	5	5		
22 BRZUSTEWICZ, Parker	0	1	.000	10	35	.286	7	9	.778	9	40	.225	39	79	.494	2	0	33	3	7	10		
11 COY, Noah	0	0	-	16	38	.421	7	9	.778	9	33	.273	47	84	.560	9	0	30	6	4	5		
6 GRAHAM, Andrew	0	3	.000	0	2	.000	0	0	-	0	2	.000	1	4	.250	0	0	1	0	0	1		
4 HOLT, Jonathan	0	1	.000	0	0	-	0	0	-	0	0	-	0	1	.000	0	0	0	0	0	0		
55 JOHNSON, Davis	0	1	.000	4	18	.222	4	4	1.000	7	16	.438	17	35	.486	7	0	10	0	2	3		
1 LEE, Jayce	0	0	-	10	48	.208	5	10	.500	13	56	.232	27	90	.300	9	0	57	2	5	9		
16 LOGAN, Brandon	0	1	.000	2	11	.182	1	3	.333	3	11	.273	13	23	.565	4	0	5	1	1	4		
14 MIRANDA, Shane	0	0	-	1	2	.500	0	0	-	2	4	.500	2	4	.500	1	0	0	1	0	0		
21 PASSO, Dylan	0	0	-	4	21	.190	4	10	.400	7	20	.350	19	38	.500	1	0	13	1	1	8		
19 QUATRANI, Mark	0	0	-	13	41	.317	13	18	.722	15	43	.349	51	90	.567	14	0	24	2	3	6		
9 READER, Troy	0	3	.000	0	2	.000	0	1	.000	0	2	.000	0	4	.000	0	0	4	0	0	0		
20 RICKS, Caleb	1	4	.250	2	3	.667	0	0	-	2	3	.667	4	8	.500	4	0	0	0	0	2		
52 VAN AMEYDE, Chase	0	0	-	1	4	.250	0	2	.000	1	4	.250	3	8	.375	0	0	1	0	0	3		
15 WATTERS, Bino	0	0	-	18	48	.375	8	11	.727	20	56	.357	40	83	.482	10	0	28	2	5	4		
13 ZEE, Jamie	0	0	-	14	42	.333	5	9	.556	10	42	.238	34	75	.453	10	0	35	2	4	16		
Totals	2	17	.118	112	379	.296	66	105	.629	123	410	.300	360	759	.474	85	0	298	22	40	92		
Opponents	6	24	.250	117	374	.313	51	95	.537	108	399	.271	314	671	.468	88	0	264	18	28	61		



2026 Notre Dame Baseball SITUATIONAL STATS - 2026

Notre Dame Baseball 2025-2026 Season

(As of Apr 19, 2026)

Notre Dame Pitching Analysis

PLAYER	vs left			vs right			runners on			bases emp			leadoff			2outs			fly	gnd	fly/	GDP
	H	AB	AVG	H	AB	AVG	H	AB	AVG	H	AB	AVG	ADV	OPS	PCT	H	AB	AVG	OUT	OUT	GND	
33 BIRKHOLZ, Radek	0	1	.000	1	3	.333	1	4	.250	0	0	-	0	0	-	1	3	.333	1	0	-	0
31 CLARK, Evan	1	3	.333	2	3	.667	1	2	.500	2	4	.500	0	1	.000	1	2	.500	1	2	0.5	0
7 CROWELL, Caden	20	53	.377	32	98	.327	30	77	.390	22	74	.297	17	40	.425	14	46	.304	32	31	1.0	3
30 HIRSCH, Xavier	17	48	.354	16	76	.211	17	58	.293	16	66	.242	10	31	.323	8	39	.205	19	41	0.5	2
12 JAISLE, William	3	13	.231	8	35	.229	8	26	.308	3	22	.136	3	11	.273	5	21	.238	9	15	0.6	0
25 KLOSTERMAN, Kellan	3	13	.231	3	15	.200	4	11	.364	2	17	.118	2	10	.200	0	6	.000	12	2	6.0	0
36 LEE, Oisin	6	20	.300	15	45	.333	12	39	.308	9	26	.346	6	15	.400	9	23	.391	6	20	0.3	1
27 RADEL, Jack	15	73	.205	27	141	.191	16	77	.208	26	137	.190	18	58	.310	6	65	.092	51	48	1.1	2
46 ROONEY, Noah	9	37	.243	32	93	.344	23	69	.333	18	61	.295	9	28	.321	19	46	.413	33	34	1.0	2
5 SINGLETON, Dylan	9	29	.310	19	65	.292	13	36	.361	15	58	.259	5	24	.208	7	29	.241	30	11	2.7	0
26 SNYDER, Garrett	4	13	.308	9	19	.474	6	16	.375	7	16	.438	3	5	.600	4	11	.364	3	7	0.4	1
40 THURMOND, Eli	10	32	.313	19	47	.404	14	39	.359	15	40	.375	6	17	.353	13	28	.464	13	25	0.5	0
24 UBER, Ty	18	59	.305	23	84	.274	21	71	.296	20	72	.278	15	38	.395	11	46	.239	44	31	1.4	1
52 VAN AMEYDE, Chase	6	12	.500	4	18	.222	6	21	.286	4	9	.444	4	6	.667	2	10	.200	2	4	0.5	0
18 ZERR, Aiden	8	28	.286	9	34	.265	12	37	.324	5	25	.200	5	15	.333	8	24	.333	15	22	0.7	0
Totals	129	434	.297	219	776	.282	184	583	.316	164	627	.262	103	299	.344	108	399	.271	271	293	0.9	12
Opponents	127	396	.321	220	812	.271	187	615	.304	160	593	.270	116	303	.383	123	410	.300	275	269	1.0	15

PLAYER	AP	GS	IP/APP	H/G	R/G	ER/G	BB/G	K/G	K/BB	2B/G	3B/G	HR/G	FO/G	GO/G	BF/G	SBA	ATT	PCT
33 BIRKHOLZ, Radek	2	0	0.50	9.00	0.00	0.00	9.00	18.00	2.00	0.00	9.00	0.00	9.00	0.00	45.00	0	0	0
31 CLARK, Evan	2	0	0.50	27.00	18.00	18.00	9.00	0.00	0.00	9.00	0.00	9.00	9.00	18.00	63.00	0	0	0
7 CROWELL, Caden	12	9	3.08	12.65	7.05	7.05	5.11	9.24	1.81	2.68	0.24	1.22	7.78	7.54	44.27	3	4	.750
30 HIRSCH, Xavier	10	2	3.10	9.58	6.10	5.23	1.74	8.71	5.00	2.03	0.58	0.58	5.52	11.90	39.77	1	1	1.000
12 JAISLE, William	13	0	0.97	7.82	4.26	4.26	7.11	9.95	1.40	2.13	0.00	1.42	6.39	10.66	42.63	0	0	0
25 KLOSTERMAN, Kellan	7	1	1.10	7.04	12.91	12.91	15.26	10.56	0.69	2.35	0.00	1.17	14.09	2.35	51.65	0	0	0
36 LEE, Oisin	14	0	1.07	12.60	6.60	5.40	4.80	9.60	2.00	1.20	0.60	0.60	3.60	12.00	45.60	1	1	1.000
27 RADEL, Jack	10	10	5.73	6.59	4.24	3.61	2.20	10.83	4.93	1.10	0.00	0.94	8.01	7.53	36.42	2	2	1.000
46 ROONEY, Noah	15	0	2.00	12.30	7.80	6.60	1.80	6.60	3.67	3.00	0.60	1.20	9.90	10.20	42.00	0	0	0
5 SINGLETON, Dylan	12	2	1.89	11.12	7.15	6.75	3.18	9.93	3.13	3.57	0.00	1.99	11.91	4.37	41.29	0	0	0
26 SNYDER, Garrett	8	0	0.83	17.55	16.20	16.20	2.70	12.15	4.50	1.35	0.00	6.75	4.05	9.45	49.95	1	1	1.000
40 THURMOND, Eli	16	0	1.13	14.50	8.00	8.00	4.00	6.50	1.63	2.00	0.00	2.00	6.50	12.50	44.50	0	0	0
24 UBER, Ty	10	8	3.63	10.16	7.43	6.44	4.21	7.43	1.76	1.49	0.00	0.99	10.90	7.68	41.62	2	2	1.000
52 VAN AMEYDE, Chase	7	1	0.95	13.50	12.15	12.15	6.75	18.90	2.80	5.40	0.00	1.35	2.70	5.40	49.95	0	0	0
18 ZERR, Aiden	10	2	1.50	10.20	4.80	3.60	4.20	4.80	1.14	1.20	0.00	0.60	9.00	13.20	42.00	3	3	1.000
Totals	35	35	8.51	10.51	6.83	6.22	3.84	9.03	2.35	2.08	0.21	1.27	8.18	8.85	41.92	74	85	.871
Opponents	35	35	8.62	10.35	7.67	7.01	5.13	9.49	1.85	1.79	0.27	1.43	8.20	8.03	43.83	37	47	.787

Pitching averages based on 9-inning game.



MISCELLANEOUS STATS - 2026

Notre Dame Baseball 2025 - 2026 Season

(As of Apr 19, 2026)

Notre Dame Multi-hit/RBI/Run Games and Hitting Streaks

MULTIPLE HIT GAMES	2	3	4	5+	TOTAL
WATTERS, Bino	9	6	1	0	16
QUATRANI, Mark	13	1	2	0	16
COY, Noah	12	2	0	0	14
BERKLAND, Drew	5	3	1	0	9
LEE, Jayce	4	2	1	0	7
BRZUSTEWICZ, Parker	5	2	0	0	7
BARTH, Mason	5	1	0	0	6
PASSO, Dylan	3	1	0	0	4
ZEE, Jamie	3	0	0	0	3
JOHNSON, Davis	1	1	0	0	2
MIRANDA, Shane	0	1	0	0	1
LOGAN, Brandon	0	1	0	0	1
RICKS, Caleb	1	0	0	0	1

MULTIPLE RBI GAMES	2	3	4	5+	TOTAL
WATTERS, Bino	9	2	1	0	12
QUATRANI, Mark	4	6	0	1	11
LEE, Jayce	4	3	0	0	7
COY, Noah	3	3	1	0	7
ZEE, Jamie	4	1	0	0	5
BRZUSTEWICZ, Parker	2	2	1	0	5
BARTH, Mason	3	1	0	0	4
BERKLAND, Drew	2	1	0	0	3
JOHNSON, Davis	1	0	0	2	3
RICKS, Caleb	2	0	0	0	2
LOGAN, Brandon	0	0	1	0	1
PASSO, Dylan	1	0	0	0	1

HITTING STREAKS	LONGEST	CURRENT
BERKLAND, Drew	21	3
LEE, Jayce	9	2
QUATRANI, Mark	9	2
WATTERS, Bino	7	7
COY, Noah	7	0
BARTH, Mason	7	0
ZEE, Jamie	6	2
PASSO, Dylan	6	1
BRZUSTEWICZ, Parker	6	0
JOHNSON, Davis	4	4
LOGAN, Brandon	2	0
RICKS, Caleb	2	0
VAN AMEYDE, Chase	2	0
MIRANDA, Shane	1	1
HOLT, Jonathan	0	0
GRAHAM, Andrew	0	0
READER, Troy	0	0

MULTIPLE RUN GAMES	2	3	4	5+	TOTAL
BERKLAND, Drew	7	2	1	0	10
COY, Noah	8	0	1	0	9
QUATRANI, Mark	7	0	2	0	9
LEE, Jayce	4	2	1	0	7
WATTERS, Bino	6	1	0	0	7
ZEE, Jamie	3	1	0	0	4
BARTH, Mason	4	0	0	0	4
JOHNSON, Davis	3	1	0	0	4
BRZUSTEWICZ, Parker	2	0	0	0	2
MIRANDA, Shane	1	0	0	0	1
LOGAN, Brandon	1	0	0	0	1
PASSO, Dylan	1	0	0	0	1
VAN AMEYDE, Chase	1	0	0	0	1

REACHED SAFELY STREAKS (H,BB,IBB,HBP)	LONGEST	CURRENT
BERKLAND, Drew	24	10
QUATRANI, Mark	21	2
LEE, Jayce	19	2
COY, Noah	17	2
WATTERS, Bino	13	13
BARTH, Mason	12	0
BRZUSTEWICZ, Parker	10	0
JOHNSON, Davis	9	7
ZEE, Jamie	9	2
PASSO, Dylan	8	1
LOGAN, Brandon	4	4
VAN AMEYDE, Chase	3	0
GRAHAM, Andrew	3	0
RICKS, Caleb	2	0
MIRANDA, Shane	1	1
HOLT, Jonathan	0	0
READER, Troy	0	0

REACHED BASE STREAKS (H,BB,IBB,HBP,C,I,E,FC)	LONGEST	CURRENT
BERKLAND, Drew	24	10
WATTERS, Bino	22	22
QUATRANI, Mark	21	2
LEE, Jayce	19	2
COY, Noah	17	10
ZEE, Jamie	16	11
BARTH, Mason	12	0
BRZUSTEWICZ, Parker	10	7
JOHNSON, Davis	9	7
PASSO, Dylan	8	1
LOGAN, Brandon	4	4
VAN AMEYDE, Chase	3	0
GRAHAM, Andrew	3	0
MIRANDA, Shane	2	2
RICKS, Caleb	2	0
HOLT, Jonathan	0	0
READER, Troy	0	0



MISCELLANEOUS STATS - 2026

Notre Dame Baseball 2025 - 2026 Season

(As of Apr 19, 2026)

Notre Dame Starters by Position and Order

Starting Lineup By Position

(Team W-L when starter)

POSITION	STARTS	W-L
PITCHER		
RADEL, Jack	10	5-5
CROWELL, Caden	8	4-4
UBER, Ty	7	5-2
ZERR, Aiden	2	2-0
HIRSCH, Xavier	2	0-2
SINGLETON, Dylan	2	0-2
KLOSTERMAN, Kellan	1	1-0
VAN AMEYDE, Chase	1	0-1
CATCHER		
QUATRANI, Mark	29	15-14
MIRANDA, Shane	2	2-0
JOHNSON, Davis	2	0-2
FIRST BASE		
BRZUSTEWICZ, Parker	17	10-7
PASSO, Dylan	15	6-9
SECOND BASE		
BARTH, Mason	26	14-12
ZEE, Jamie	7	3-4
THIRD BASE		
ZEE, Jamie	23	12-11
BRZUSTEWICZ, Parker	10	5-5
SHORTSTOP		
COY, Noah	33	17-16
LEFT FIELD		
WATTERS, Bino	21	11-10
BERKLAND, Drew	11	5-6
JOHNSON, Davis	1	1-0
CENTER FIELD		
BERKLAND, Drew	22	12-10
LOGAN, Brandon	11	5-6
RIGHT FIELD		
LEE, Jayce	29	15-14
DH		
WATTERS, Bino	12	6-6
JOHNSON, Davis	11	7-4
QUATRANI, Mark	4	2-2
VAN AMEYDE, Chase	2	1-1
PASSO, Dylan	1	0-1
BRZUSTEWICZ, Parker	1	0-1

Starting Lineup By Batting Order

(Team W-L when starter)

POSITION	STARTS	W-L
LEADOFF		
BERKLAND, Drew	32	15-17
COY, Noah	3	2-1
2ND SPOT		
COY, Noah	26	12-14
WATTERS, Bino	6	3-3
QUATRANI, Mark	3	2-1
3RD SPOT		
QUATRANI, Mark	32	15-17
WATTERS, Bino	3	2-1
CLEANUP		
WATTERS, Bino	26	12-14
BRZUSTEWICZ, Parker	6	3-3
BERKLAND, Drew	3	2-1
5TH SPOT		
LEE, Jayce	16	9-7
JOHNSON, Davis	8	3-5
BRZUSTEWICZ, Parker	7	3-4
BARTH, Mason	4	2-2
6TH SPOT		
LEE, Jayce	17	6-11
BRZUSTEWICZ, Parker	8	7-1
COY, Noah	4	2-2
PASSO, Dylan	2	0-2
BARTH, Mason	2	0-2
JOHNSON, Davis	2	2-0
7TH SPOT		
BRZUSTEWICZ, Parker	7	2-5
PASSO, Dylan	6	2-4
BARTH, Mason	6	4-2
JOHNSON, Davis	6	3-3
LOGAN, Brandon	3	1-2
VAN AMEYDE, Chase	3	2-1
LEE, Jayce	2	2-0
COY, Noah	2	1-1
8TH SPOT		
BARTH, Mason	15	7-8
PASSO, Dylan	8	4-4
ZEE, Jamie	5	3-2
BRZUSTEWICZ, Parker	3	1-2
MIRANDA, Shane	2	2-0
LOGAN, Brandon	1	0-1
VAN AMEYDE, Chase	1	0-1
9TH SPOT		
ZEE, Jamie	27	12-15
LOGAN, Brandon	7	4-3
BARTH, Mason	1	1-0



2026 Notre Dame Baseball

NOTRE DAME GAME-BY-GAME HITTING STATS

Notre Dame Baseball 2025-2026 Season

(As of Apr 19, 2026)

Notre Dame Team Game-by-Game Batting

Table with columns: DATE, OPPONENT, AB, R, H, RBI, 2B, 3B, HR, TB, AVG, BB, IBB, SB, CS, HBP, SAC, SF, GDP, K, LOB, PO, A, E. Rows include games from 02-21 to 04-19 and a Totals row.

Notre Dame Baseball 2025-2026 Season

(As of Apr 19, 2026)

Notre Dame Team Game-by-Game Batting

Table with columns: DATE, OPPONENT, TOTAL H/AB, VS LEFT, VS RIGHT, WITH RUNNERS, BASES EMPTY, BASES LOADED, WITH 2-OUT, WITH RBI-OP, AS LEADOFF, 3RD AND LT2OUT, LOB. Rows include games from 02-21 to 04-19 and a Totals row.



2026 Notre Dame Baseball

NOTRE DAME GAME-BY-GAME PITCHING STATS

Notre Dame Baseball 2025-2026 Season

(As of Apr 19, 2026)

Notre Dame Team Game-by-Game Pitching

DATE	OPPONENT	IP	H	R	ER	BB	K	2B	3B	HR	WP	BK	HBP	DP	IBB	SCORE	W-L	SV	ERA
02-21	vs. LSU (N)	8.0	12	9	9	5	8	3	0	1	1	0	1	0	1	4-9	0-1	0	10.13
02-13	at Florida Atlantic	8.0	11	7	7	3	8	3	0	2	0	0	1	0	0	1-7	0-2	0	9.00
02-14	at Florida Atlantic	9.0	2	1	1	6	11	0	0	1	0	0	2	0	0	14-1	1-2	0	6.12
02-15	at Florida Atlantic	9.0	7	1	1	3	4	3	0	0	1	0	1	0	0	7-1	2-2	0	4.76
02-20	vs. UCF (N)	10.0	4	4	3	1	12	0	1	0	2	0	1	0	0	2-4	2-3	0	4.30
02-22	vs. Indiana (N)	11.0	13	8	8	3	10	2	0	0	1	1	0	0	0	9-8	3-3	0	4.75
02-27	vs. Alabama AM (N)	7.0	2	2	0	1	11	1	0	0	0	0	0	0	0	19-2	4-3	0	4.21
02-28	vs. UIC (N)	8.0	7	3	3	1	5	1	0	2	0	0	0	1	0	14-3	5-3	1	4.11
03-01	at Tennessee Tech	8.0	2	0	0	3	4	0	0	0	1	0	0	1	0	11-0	6-3	0	3.69
03-03	Eastern Michigan	8.0	4	1	1	5	9	0	0	0	0	0	0	0	0	11-1	7-3	0	3.45
03-06	at Duke	9.0	9	4	4	2	9	0	0	3	0	0	0	1	0	10-4	8-3	0	3.51
03-07	at Duke	8.2	10	6	3	5	12	2	2	1	1	0	0	0	0	5-6	8-4	0	3.47
03-08	at Duke	9.0	7	0	0	5	13	0	0	0	0	0	0	0	0	2-0	9-4	1	3.20
03-10	at Queens	9.0	8	6	2	4	8	1	1	0	1	0	2	1	0	11-6	10-4	0	3.11
03-13	at Louisville	9.0	14	11	9	4	10	5	0	1	1	0	2	0	0	14-11	11-4	0	3.51
03-14	at Louisville	8.0	15	8	8	4	7	1	1	0	0	0	1	1	1	7-8	11-5	0	3.83
03-15	at Louisville	8.0	21	21	21	9	8	5	0	4	0	0	1	0	0	12-21	11-6	0	4.91
03-20	Clemson	9.0	4	0	0	0	8	0	0	0	1	0	0	1	0	6-0	12-6	0	4.63
03-21	Clemson	9.0	12	7	7	5	5	3	0	1	0	0	0	1	0	8-7	13-6	0	4.76
03-22	Clemson	9.0	13	4	3	1	9	0	0	0	3	1	1	1	0	7-4	14-6	0	4.66
03-24	Western Michigan	7.0	7	3	3	4	7	2	0	0	1	0	2	0	0	14-3	15-6	0	4.63
03-28	North Carolina	9.0	12	6	6	3	12	3	0	2	3	0	1	0	1	5-6	15-7	0	4.70
03-28	North Carolina	9.0	14	13	13	6	7	5	0	1	1	0	3	0	0	7-13	15-8	0	5.07
03-29	North Carolina	9.0	15	15	14	6	11	4	0	1	0	0	1	0	0	10-15	15-9	0	5.46
04-02	at NC State	8.0	13	7	7	4	7	2	0	1	1	0	0	1	0	3-7	15-10	0	5.55
04-03	at NC State	8.0	10	7	7	4	10	4	0	2	1	0	0	1	0	3-7	15-11	0	5.63
04-04	at NC State	8.1	12	7	3	1	6	2	0	1	0	0	3	0	0	6-7	15-12	0	5.55
04-08	Michigan State	9.0	9	7	7	2	11	3	0	2	1	1	1	0	1	4-7	15-13	0	5.60
04-10	Virginia	9.0	11	8	8	4	7	1	0	3	1	0	2	1	0	4-8	15-14	0	5.69
04-11	Virginia	9.0	8	3	3	3	7	1	0	1	0	0	0	0	0	5-3	16-14	1	5.59
04-12	Virginia	8.0	18	20	20	7	9	2	0	6	0	0	2	0	0	5-20	16-15	0	6.10
04-14	Valparaiso	9.0	8	1	1	2	10	1	0	1	2	0	1	0	0	6-1	17-15	0	5.93
04-17	at Florida State	6.0	13	11	9	3	8	2	0	2	2	0	0	0	0	0-11	17-16	0	6.10
04-18	at Florida State	8.0	10	9	9	6	9	2	1	1	0	0	0	1	0	7-9	17-17	0	6.21
04-19	at Florida State	8.0	11	6	6	2	7	5	1	1	1	0	0	0	0	4-6	17-18	0	6.22
Totals		298.0	348	226	206	127	299	69	7	42	27	4	29	12	4	-	17-18	3	6.22

Notre Dame Baseball 2025-2026 Season

(As of Apr 19, 2026)

Notre Dame Team Game-by-Game Pitching

DATE	OPPONENT	SCORE	TOTAL H/AB	VS LEFT	VS RIGHT	WITH RUNNERS	BASES EMPTY	AS LEADOFF	GND OUT	FLY OUT	ERA
02-21	vs. LSU (N)	4-9	12-36	8-21	4-15	9-23	3-13	3-8	6	10	10.13
02-13	at Florida Atlantic	1-7	11-34	5-14	6-20	6-19	5-15	3-8	7	8	9.00
02-14	at Florida Atlantic	14-1	2-29	1-14	1-15	1-8	1-21	2-9	6	9	6.12
02-15	at Florida Atlantic	7-1	7-33	3-15	4-18	1-15	6-18	1-9	12	10	4.76
02-20	vs. UCF (N)	2-4	4-32	3-16	1-16	3-8	1-24	2-10	9	8	4.30
02-22	vs. Indiana (N)	9-8	13-45	6-18	7-27	9-21	4-24	2-11	14	8	4.75
02-27	vs. Alabama AM (N)	19-2	2-24	0-7	2-17	1-6	1-18	1-7	5	5	4.21
02-28	vs. UIC (N)	14-3	7-27	1-6	6-21	3-5	4-22	2-8	11	4	4.11
03-01	at Tennessee Tech	11-0	2-25	1-12	1-13	0-6	2-19	1-8	9	10	3.69
03-03	Eastern Michigan	11-1	4-28	3-9	1-19	1-14	3-14	4-8	12	3	3.45
03-06	at Duke	10-4	9-34	1-4	8-30	2-10	7-24	2-9	9	7	3.51
03-07	at Duke	5-6	10-35	1-7	9-28	5-14	5-21	1-9	4	8	3.47
03-08	at Duke	2-0	7-34	0-5	7-29	2-13	5-21	1-9	3	11	3.20
03-10	at Queens	11-6	8-34	3-16	5-18	5-17	3-17	2-9	12	6	3.11
03-13	at Louisville	14-11	14-41	5-20	9-21	8-26	6-15	6-9	9	8	3.51
03-14	at Louisville	7-8	15-36	9-18	6-18	9-21	6-15	4-8	9	5	3.83
03-15	at Louisville	12-21	21-42	13-20	8-22	16-30	5-12	7-8	9	6	4.91
03-20	Clemson	6-0	4-33	3-11	1-22	1-11	3-22	2-9	13	5	4.63
03-21	Clemson	8-7	12-37	3-14	9-23	5-21	7-16	5-9	14	7	4.76
03-22	Clemson	7-4	13-38	1-11	12-27	5-24	8-14	4-9	7	11	4.66
03-24	Western Michigan	14-3	7-27	4-11	3-16	3-13	4-14	1-7	6	8	4.63
03-28	North Carolina	5-6	12-38	5-18	7-20	3-18	9-20	5-9	6	8	4.70
03-28	North Carolina	7-13	14-40	8-21	6-19	9-24	5-16	4-9	13	7	5.07
03-29	North Carolina	10-15	15-42	9-24	6-18	11-24	4-18	4-9	6	10	5.46
04-02	at NC State	3-7	13-34	7-16	6-18	6-20	7-14	6-8	8	6	5.55
04-03	at NC State	3-7	10-34	3-19	7-15	5-16	5-18	2-8	4	9	5.63
04-04	at NC State	6-7	12-35	7-19	5-16	6-21	6-14	5-9	3	14	5.55
04-08	Michigan State	4-7	9-37	3-9	6-28	5-13	4-24	1-9	10	7	5.60
04-10	Virginia	4-8	11-37	0-0	11-37	7-19	4-18	3-9	11	8	5.69
04-11	Virginia	5-3	8-35	0-0	8-35	3-14	5-21	3-9	9	11	5.59
04-12	Virginia	5-20	18-42	0-0	18-42	14-29	4-13	6-8	7	9	6.10
04-14	Valparaiso	6-1	8-36	1-12	7-24	2-15	6-21	1-9	9	8	5.93
04-17	at Florida State	0-11	13-32	5-9	8-23	8-20	5-12	2-6	5	5	6.10
04-18	at Florida State	7-9	10-31	4-10	6-21	5-12	5-19	3-8	7	6	6.21
04-19	at Florida State	4-6	11-33	3-8	8-25	5-13	6-20	2-8	9	6	6.22
Totals		257-226	348-1210	129-434	219-776	184-583	164-627	103-299	293	271	6.22

**LAST TIME IT HAPPENED**

PLAYER HIT A GRAND SLAM	Davis Johnson, March 15, 2026 at Louisville (21-12 loss)
PLAYER LED OFF A GAME WITH A HR	Jared Zimbardo, March 16, 2025 at No. 10 Clemson (7-3 win)
PLAYER HAD A FIRST INNING HR (NOT LEAD OFF)	Estevan Moreno, March 16, 2025 at No. 10 Clemson (7-3 win)
PLAYER LED OFF AN INNING WITH A HOMER	Jamie Zee (third inning) at Queens, March 10, 2026 (11-6 win)
PLAYER HIT FOR THE CYCLE	Estevan Moreno, March 18, 2025 vs Butler (4-4; 1B, 2B, HR, 3B, HBP)
PLAYER HIT TWO HOME RUNS IN ONE GAME	Davis Johnson, March 15, 2026 at Louisville (21-12 loss)
PLAYER HIT THREE HOME RUNS IN A GAME	Estevan Moreno, March 5, 2024 vs. Purdue (3-4, 3 HR, 3 R, 4 RBI)
PLAYER HIT AN INSIDE-THE-PARK HOME RUN	Carson Tinney, April 19, 2024, vs. Boston College (14-3 win)
PLAYER HAD 8 AT BATS IN A GAME	Frank DeSico & Charlie Markson, May 3, 2013 vs USF (8-2 loss in 9)
PLAYER SCORED FOUR RUNS IN A GAME	Carson Tinney, April 20, 2025 at Stanford (5-5, 3 1B, 2B, HR, 4 R, 1 RBI)
PLAYER SCORED FIVE RUNS IN A GAME	Niko Kavadas, June 5, 2021 vs UConn (3-4, 2 HR, 2 BB, 8 RBI, 5 R)
PLAYER HAD 4 HITS IN A GAME	Bino Watters (4-4, HR, 3 RBI, 2 R), March 24, 2026 vs Western Michigan (14-3 7 inn. win)
PLAYER HAD 5 HITS IN A GAME	Carson Tinney, April 20, 2025 at Stanford (5-5, 3 1B, 2B, HR, 4 R, 1 RBI)
PLAYER HAD 6 HITS IN A GAME	Steve Sollmann, June 1, 2002 vs South Alabama NCAAs (6-7; 25-1 win)
PLAYER HAD 6 RBI IN A GAME	Davis Johnson, March 15, 2026 at Louisville (21-12 loss)
PLAYER HAD 7 RBI IN A GAME	Eric Gilgenbach, Feb. 18, 2018 at #9 LSU (11-3 win)
PLAYER HAD 8+ RBI IN A GAME	Niko Kavadas, June 5, 2021 vs UConn (3-4, 2 HR, 2 BB, 5 R, 8 RBI)
PLAYER HAD 2 GROUND-RULE DOUBLES IN A GAME	Kyle Fiala, April 28, 2015 vs. Michigan State (9-6 loss in 12)
PLAYER HAD 3 DOUBLES IN A GAME	David Glancy, May 4, 2024 vs. Pitt (15-8 win)
PLAYER HIT 2 TRIPLES IN A GAME	Jayce Lee, Mar. 3, 2026 vs Eastern Michigan (2-4, 2 3B, 1 RBI, 3 R in 11-1 win)
PLAYER HIT 3 TRIPLES IN A GAME	Bob Roemer, Apr. 15, 1973 vs Xavier (11-3 win)
PLAYER RECORDED 10-14 TOTAL BASES	Mark Quatrani, February 22, 2026 vs. Indiana (4-6, 2 1B, 2 HR, 2 R, 2 RBI, 10 TB)
PLAYER RECORDED 15+ TOTAL BASES	Jake Shepski, March 24, 2016 at Virginia Tech (5-6, 3 HR, 2B, 3B, 9 RBI, 4 R, 17 TB)
PLAYER WALKED THREE TIMES IN A GAME	Bino Watters (3, 2 IBB), April 19, 2026 at No. 8 Florida State (6-4 loss)
PLAYER WALKED FOUR TIMES IN A GAME	Bino Watters (4 BB, 1H, 1R, 1RBI), March 26, 2025 vs. Michigan State (9-6 win)
PLAYER WAS HIT BY A PITCH THREE OR MORE TIMES	Estevan Moreno (0-2, 3 HPB, 2R), April 8, 2025 vs. Northwestern (9-7 loss)
PLAYER WAS HIT BY A PITCH FOUR OR MORE TIMES	Brooks Coetzee, March 15, 2023 vs. Holly Springs (1-2, 4 HBP, 2 R, RBI, in 10-9 win with walk-off HBP)
PLAYER STRUCK OUT FIVE OR MORE TIMES IN A GAME	Ross Brezovsky, June 2, 2006 vs Coll. of Charleston in NCAA Lexington, Ky. Regional (2-8, 6 K)
PLAYER HAD TWO SAC BUNTS IN A GAME	Daniel Jung, April 26, 2017 vs. Eastern Michigan (0-2, 2 SAC)
PLAYER HAD TWO SAC FLIES IN A GAME	Drew Berkland, April 8, 2026 vs. Michigan State (7-4 loss)
PLAYER STOLE 3 BASES IN A GAME	Ryan Cole, May 1, 2022 vs. Boston College (16-10 win)
PLAYER STRANDED 6-9 RUNNERS ON BASE	Jack Penney, April 16, 2024 vs. Valparaiso (1-5, 6 LOB)
PLAYER STRANDED 10 OR MORE RUNNERS ON BASE	Evan Sharpley, May 19, 2009 vs St. John's (1-6, RBI, 10 LOB)
NOTRE DAME STOLE FOUR OR MORE BASES IN A GAME	4, April 30, 2024 at Michigan State (4-3 win)
NOTRE DAME STOLE EIGHT OR MORE BASES IN A GAME	14, March 26, 2019 vs. Chicago State (6-3 win)
NOTRE DAME WAS WALKED 10 OR MORE TIMES IN A GAME	10, March 3, 2026 vs Eastern Michigan (11-1 (8 inn.) win)
NOTRE DAME WAS HIT BY FIVE OR MORE PITCHES IN A GAME	6, March 15, 2023 vs Holly Springs (10-9 win)
NOTRE DAME HIT TWO GRAND SLAMS IN AN INNING	4th inning at Louisville (Noah Coy, Davis Johnson), March 13, 2026
NOTRE DAME HIT THREE HOMERS IN AN INNING	5th inning at Duke (Drew Berkland, Mark Quatrani, Bino Watters), March 6, 2026
NOTRE DAME HIT THREE HOMERS IN A GAME	vs. No. 13 North Carolina (Davis Johnson, Jayce Lee, Noah Coy), March 28, 2026
NOTRE DAME HIT FOUR HOMERS IN A GAME	at Duke (Drew Berkland, Mark Quatrani, Bino Watters, Jamie Zee), March 6, 2026
NOTRE DAME HIT FIVE HOMERS IN A GAME	vs. Boston College (Jack Penney, Estevan Moreno - 2, Simon Baumgardt, Carson Tinney), April 21, 2024



LAST TIME IT HAPPENED

NOTRE DAME HIT SIX HOMERS IN A GAME	at Tennessee Tech (Penney, Hincks, Baumgardt, Gumpf, Hahn, Williams), March 1, 2024
NOTRE DAME HIT SEVEN HOMERS IN A GAME	vs. No. 4 Florida State (Zimbaro, Moreno, Tinney, Gumpf, DeMarco, Lee, Jefferson), March 28, 2025
NOTRE DAME HIT BACK-TO-BACK HOME RUNS	Mark Quatrani and Bino Watters (first inning), March 24, 2026 (14-3 win vs Western Michigan)
NOTRE DAME WON ON A WALK-OFF HIT (NOT HR)	Mason Barth, March 3, 2026 (11-1 (8 inn.) win vs Eastern Michigan, walk-off single)
NOTRE DAME WON ON A WALK-OFF WILD PITCH	vs. Akron (Macon, Ga.), Feb. 28, 2015 (5-4 win)
NOTRE DAME WON ON A WALK-OFF HOME RUN	Brandon Logan, February 28, 2026 vs. UIC (grand slam in the 8th; 14-2 win)
NOTRE DAME WON ON A WALK-OFF ERROR	vs. No. 19 Clemson, March 21, 2026 (E2 on throw to 1B trying to turn double play, 8-7 win)
NOTRE DAME WON ON A WALK-OFF WALK	Niko Kavadas, May 11, 2019 (5-4 win over Canisius)
NOTRE DAME WON ON A WALK-OFF BALK	Daniel Jung, May 12, 2019 (3-2 win (11) over Canisius)
AN OPPONENT HIT THREE HOME RUNS IN ONE GAME	Kyle Lodise, Georgia Tech, March 21, 2025 (4-5, 3 HR, 5 RBI in 18-7 GT win)
AN OPPONENT HIT A WALK-OFF HOME RUN	Garrett Pennington, March 30, 2024 at No. 22 NC State (Three-run HR in 9th; NCSU 7 - ND 6)
Pitching Categories	
PITCHER THREW A NO-HITTER	Brian Piotrowicz, May 11, 1988 vs Ball State (2-0 win)
PITCHER(S) THREW A COMBINED NO-HITTER	Rory Fox (1.2), Tobey McDonough (3.1), Sammy Cooper (1.0) and Will Jacobsen (1.0), April 21, 2024 vs. Boston College (13-0 win- seven innings)
PITCHER THREW A PERFECT GAME	Never
PITCHER(S) THREW A ONE-HITTER	Austin Temple (W, 7 IP, 1 H) & Will Mercer (2 IP, 0 H), March 6, 2022 at Minnesota (3-1 win)
PITCHER(S) THREW A TWO-HITTER	T. Uber (5.0 IP, 2 H), K. Klosterman (0.2 IP), E. Thurmond (1.1 IP), D. Singleton (1.0 IP) Mar. 1, 2026 at Tennessee Tech (11-0 win)
PITCHER(S) THREW A THREE-HITTER	M. Hearne (7.0 IP, 3 H, 1 R, 1 ER, 2 BB, 4 SO) & S. Guenther (2.0 IP, 2 SO) May 14, 2016 at #16 UNC (3-1 win)
PITCHER THREW A COMPLETE GAME (less than 9 innings)	Rory Fox (7.0 IP, 4 H, 0 R, 0 ER, 0 BB, 6 K, 96 pitches) April 19, 2025 at Stanford (11-0 win in 7 innings)
PITCHER THREW A COMPLETE GAME (9 innings)	Jack Radel (9.0 IP, 4 H, 0 R, 0 ER, 0 BB, 8 K, 117 pitches) March 20, 2026 vs. No 19. Clemson (6-0 win)
PITCHER THREW A COMPLETE GAME (10 innings)	Adam Norton (10 IP, 12 H, 2 ER, 6 K, 1 BB), May 4, 2013 vs USF (4-3 loss)
PITCHER THREW A HOME COMPLETE GAME	John Michael Bertrand (9.0 IP, 5 H, 0 R, 0 ER, 1 BB, 6 K, 108 pitches) June 4, 2021 vs. Central Michigan (10-0 win)
PITCHER THREW A HOME COMPLETE GAME (10 innings)	Adam Norton (10 IP, 12 H, 2 ER, 6 K, 1 BB), May 4, 2013 vs USF (4-3 loss)
PITCHER THREW A ROAD COMPLETE GAME (9 innings)	John Michael Bertrand (9.0 IP, 2 H, 2 R, 1 ER, 0 BB, 8 K, 95 pitches) May 20, 2021 vs. Virginia Tech (8-2 win)
PITCHER THREW A MIDWEEK COMPLETE GAME	Michael Hearne (9.0 IP, 7 H, 0 R, 0 ER, 0 BB, 2 K, 91 pitches) April 19, 2016 at #21 Mich. St. (1-0 win)
PITCHER THREW A MIDWEEK COMPLETE GAME SHUTOUT	Michael Hearne (9.0 IP, 7 H, 0 R, 0 ER, 0 BB, 2 K, 91 pitches) April 19, 2016 at #21 Mich. St. (1-0 win)
PITCHER THREW 9.0+ INNINGS	Adam Norton (10 IP, 12 H, 2 ER, 6 K, 1 BB), May 4, 2013 vs USF (4-3 loss)
PITCHER THREW A COMPLETE GAME SHUTOUT (less than 9 innings)	Rory Fox (7.0 IP, 4 H, 0 R, 0 ER, 0 BB, 6 K, 96 pitches) April 19, 2025 at Stanford (11-0 win in 7 innings)
PITCHER THREW A COMPLETE GAME ACC SHUTOUT (less than 9 innings)	Rory Fox (7.0 IP, 4 H, 0 R, 0 ER, 0 BB, 6 K, 96 pitches) April 19, 2025 at Stanford (11-0 win in 7 innings)
PITCHER THREW A COMPLETE GAME SHUTOUT (9 innings)	Jack Radel (9.0 IP, 4 H, 0 R, 0 ER, 0 BB, 8 K, 117 pitches) March 20, 2026 vs. No 19. Clemson (6-0 win)
PITCHER THREW A COMPLETE GAME ACC SHUTOUT (9 innings)	Jack Radel (9.0 IP, 4 H, 0 R, 0 ER, 0 BB, 8 K, 117 pitches) March 20, 2026 vs. No 19. Clemson (6-0 win)
PITCHER THREW A COMPLETE GAME HOME SHUTOUT	Jack Radel (9.0 IP, 4 H, 0 R, 0 ER, 0 BB, 8 K, 117 pitches) March 20, 2026 vs. No 19. Clemson (6-0 win)
PITCHER THREW A COMPLETE GAME ROAD SHUTOUT	Michael Hearne (9.0 IP, 7 H, 0 R, 0 ER, 0 BB, 2 K, 91 pitches) April 19, 2016 at #21 Michigan State (1-0 win)
PITCHER THREW BACK-TO-BACK COMPLETE GAMES (9 innings)	Michael Hearne, April 13, 2016 vs. Valparaiso (3-1 win) & April 19, 2016 at #21 Michigan State (1-0 win)
AN OPPOSING PITCHER NO-HIT NOTRE DAME	Mar. 26, 2010 at USF, Randy Fontanez (12K) (4-0 loss)
AN OPPOSING PITCHER THREW A COMPLETE GAME	Joey Volini, March 30, 2025 - #4 Florida State (7.0 IP, 4-2 win for Florida State)
PITCHER ALLOWED 12-13 HITS IN A GAME	Sean Guenther, March 19, 2016 at #13 NC State, 7.0 IP, 12 H, 4 ER, 5 K
PITCHER ALLOWED 14+ HITS IN A GAME	Eric Maust, May 10, 2009 vs USF, 7.1 IP, 14 H, 4 ER, 4 K
PITCHER ALLOWED 10 ER IN A GAME	Ryan Richter, Apr. 10, 2010 vs Rutgers, 3.0 IP, 11 H, 10 ER, 2 K
PITCHER ALLOWED 11 ER IN A GAME	Cole Johnson, Apr. 17, 2009 vs West Virginia, 5.0 IP, 10 H, 11 ER, 3 K
PITCHER ALLOWED 12 ER IN A GAME	David Phelps, May 21, 2008 vs West Virginia, 5.2 IP, 10 H, 12 ER, 3 K



LAST TIME IT HAPPENED

PITCHER WALKED 6 IN A GAME	John Michael Bertrand, March 19, 2022 at Louisville
PITCHER WALKED 7 IN A GAME	Pat Connaughton, Apr. 6, 2014 at #1 Florida State, 5.2 IP, 7 H, 4 ER, 7 BB, 5 K
PITCHER WALKED 8 OR MORE IN A GAME	Pat Connaughton, May 9, 2014 vs #22 Clemson, 8.0 IP, 3 H, 1 ER, 8 BB, 0 K
PITCHER STRUCK OUT 10-11 BATTERS IN A GAME	Jack Radel (6.0 IP, 6 H, 3 R, 3 ER, 1 BB, 10 K, no-decision) March 28, 2026 vs No. 13 UNC
PITCHER STRUCK OUT 12-14 BATTERS IN A GAME	Jack Radel, April 25, 2025 vs California (7.0 IP, 12 K, 4 H, 1 ER)
PITCHER STRUCK OUT 15+ BATTERS IN A GAME	Aaron Heilman, Apr. 15, 2000 at West Virginia, 10 IP, 2 BB, 18 K
AN OPPOSING STARTING PITCHER PITCHED LESS THAN 1.0 INNING	Eastern Michigan - Colin Milligan (0.2 IP, 3 H, 3 R, 3 ER, 2 BB, 0 K, 28 pitches, Loss), May 13, 2025
AN OPPOSING PITCHER STRUCK OUT 10 OR MORE BATTERS IN A GAME	Logan Lunceford - 13, March 7, 2025 vs. No. 15 Wake Forest (2 H, 3 R, 2 BB, 5.0 IP in 19-5 ND loss)
AN OPPOSING PITCHER STRUCK OUT 15 OR MORE BATTERS IN A GAME	Kyle Hansen - 15 (St. John's-1), Apr. 21, 2011 (6-0 St. John's win)
PITCHER ALLOWED 3 HOME RUNS IN A GAME	Jack Radel vs No. 4 Florida State, March 28, 2025 (16-9 Notre Dame win)
PITCHER ALLOWED 4 HOME RUNS IN A GAME	David Phelps, Apr. 25, 2008 vs St. John's, 6.2 IP, 12 H, 6 ER, 1 K
PITCHER STARTED SEASON 5-0 OR BETTER	John Michael Bertrand (6-0) & Jack Findlay (5-0), 2022
PITCHER RECORDED 10 WINS IN A SEASON	Adam Norton, 2013 (10-5)
PITCHER RECORDED 15 WINS IN A SEASON	Aaron Heilman, 2001 (15-0)
PITCHER HIT THREE OR MORE BATTERS IN A GAME	Matt Bedford, March 10, 2024 at Virginia Tech (3 HBP in 2.1 IP)
NOTRE DAME SHUT OUT AN OPPONENT (1 OR MORE PITCHERS)	Mar. 8, 2026 (2-0 win at Duke): T. Uber (5.2 IP, 2 H), W. Jaisle (0.1 IP), D. Singleton (1.0 IP, 3 H) E. Thurmond (1.2 IP, 2 H), N. Rooney (0.1 IP)
NOTRE DAME WAS SHUT OUT	April 17, 2026 at No. 8 Florida State (11-0 - 7 innings)
NOTRE DAME WAS SHUT OUT IN CONSECUTIVE GAMES	March 9-10, 2018 at Miami (3-0, 9-0)
NOTRE DAME WAS SHUT OUT IN THREE-STRAIGHT GAMES	Mar. 2-4, 2012 at Texas State (6-0, 6-0, 5-0)
NOTRE DAME DID NOT WALK A BATTER (9 innings)	March 17, 2024 (Jack Radel, Ricky Reeth, David Lally Jr and Caden Spivey in 3-4 loss at Florida State)
Fielding Categories	
PLAYER HAD 20 OR MORE FIELDING CHANCES IN A GAME	Trey Mancini (22), May 3, 2013 vs USF (8-2 loss, 19)
PLAYER HAD 15 OR MORE PUTOUTS IN A GAME	Carter Putz (16), June 5, 2022 vs. #24 Texas Tech (2-1 win)
PLAYER HAD 18 OR MORE PUTOUTS IN A GAME	Zak Kutsulis (19), March 21, 2015 vs Louisville (6-4 loss in 18)
PLAYER HAD 10 OR MORE ASSISTS IN A GAME	Mick Doyle (10), Apr. 18, 2010 at Seton Hall (7-4 win)
PLAYER COMMITTED THREE ERRORS IN A GAME	Lane Richards, Feb. 14, 2015 at Oklahoma (3 errors in 10-9 win)
PLAYER COMMITTED FOUR OR MORE ERRORS IN A GAME	Tommy Chase, Feb. 19, 2012 vs Purdue (4 errors in 15-8 loss)
NOTRE DAME HAD NO ERRORS IN A SERIES	March 7-9, 2025 at No. 13 Wake Forest
NOTRE DAME COMMITTED FOUR ERRORS IN A GAME	March 10, 2026 at Queens (11-6 win)
NOTRE DAME COMMITTED FIVE ERRORS IN A GAME	Feb. 23, 2017 at UC Irvine (18-4 loss)
NOTRE DAME COMMITTED SIX ERRORS IN A GAME	Feb. 15, 2014 at Florida Atlantic (16-6 loss)
NOTRE DAME COMMITTED SEVEN OR EIGHT ERRORS IN A GAME(7)	Apr. 5, 2012 at Seton Hall-1 (5-4 loss)
NOTRE DAME COMMITTED NINE OR MORE ERRORS IN A GAME(9)	Feb. 19, 2012 vs Purdue (15-8 loss)
NOTRE DAME HAD TWO PLAYERS WITH 10 OR MORE PUTOUTS	Connor Hincks (12) and Joey Spence (12), April 7, 2024 vs. No. 2 Clemson (13-12 loss, 11 innings)
Scoring & Miscellaneous Categories	
NOTRE DAME RECORDED 20 OR MORE HITS	20, Feb. 25, 2022 vs. Marist (20-2 win)
NOTRE DAME SCORED 20 OR MORE RUNS	21, April 23, 2022 vs. Wake Forest (21-3 win)
NOTRE DAME SCORED 30 OR MORE RUNS	34, May 25, 1900 vs Indiana (34-7 win)
NOTRE DAME SCORED 10 OR MORE RUNS IN AN INNING	March 13, 2026 at Louisville (10 run 4th inning in 14-11 win)
NOTRE DAME LEFT 15 OR MORE RUNNERS ON BASE	March 19, 2016 at #13 NC State (17 LOB in 8-4 win in 12 innings)
NOTRE DAME CAME BACK FROM A DEFICIT OF 10 OR MORE RUNS	April 7, 2024 vs. No. 2 Clemson (Came back to tie from 11-1 deficit, lost 13-12 in 11 innings)
NOTRE DAME CAME BACK FROM A DEFICIT OF 7 OR MORE RUNS	April 7, 2024 vs. No. 2 Clemson (Came back to tie from 11-1 deficit, lost 13-12 in 11 innings)
NOTRE DAME SURRENDERED A NINTH-INNING LEAD	March 7, 2026 at Duke (led 5-3 in the ninth and lost 6-5)
NOTRE DAME SURRENDERED AN EXTRA-INNING LEAD	March 11, 2016 at No. 4 Louisville (led 2-1 in 10th & 3-2 in 11th), gave up 1 in 10th & 2 in 11th, 4-3 loss in 11)



LAST TIME IT HAPPENED

NOTRE DAME BEAT A RANKED TEAM	April 11, 2026 vs. No. 13 Virginia (5-3)
NOTRE DAME BEAT A RANKED TEAM ON THE ROAD	March 16, 2025 at No. 10 Clemson (7-3)
NOTRE DAME BEAT A TOP-10 TEAM AT HOME	March 28, 2025 vs No. 4 Florida State (16-9)
NOTRE DAME BEAT A TOP-5 TEAM ON THE ROAD	March 19, 2023 at No. 2 Wake Forest (3-1)
NOTRE DAME WON A SERIES AGAINST A RANKED TEAM	March 20-21, 2026 vs No. 19 Clemson (6-0, 8-7, 7-4)
NOTRE DAME WON A SERIES AGAINST A RANKED TEAM ON THE ROAD	June 10-12, 2022 at No. 1 Tennessee (8-6, 4-12, 7-3)
NOTRE DAME SWEPT A SERIES AGAINST A RANKED TEAM	March 20-21, 2026 vs No. 19 Clemson (6-0, 8-7, 7-4)
NOTRE DAME SWEPT A SERIES AGAINST A TOP-10 TEAM	April 21-23, 2023 vs No. 8 Virginia (10-7, 10-2, 5-4)
NOTRE DAME SWEPT A 3-GAME CONFERENCE SERIES	April 25-27, 2025 vs California (8-1, 10-0 (7), 6-5)
NOTRE DAME SWEPT A 3-GAME CONFERENCE SERIES (HOME)	March 20-21, 2026 vs No. 19 Clemson (6-0, 8-7, 7-4)
NOTRE DAME SWEPT A 3-GAME CONFERENCE SERIES (ROAD)	April 18-20, 2025 at Stanford (9-3, 11-0 (7), 10-9)
NOTRE DAME SWEPT A 3-GAME NON-CONFERENCE SERIES	May 9-11, 2025 vs./at Bowling Green (10-0 (7), 11-1 (8), 4-0)
NOTRE DAME SWEPT A 3-GAME NON-CONFERENCE SERIES (HOME)	May 12-14, 2023 vs Akron (5-2, 5-4, 2-1)
NOTRE DAME SWEPT A 3-GAME NON-CONFERENCE SERIES (ROAD)	February 28-March 2, 2025 at Belmont (12-8, 2-1, 6-2)
NOTRE DAME SWEPT A 3-GAME NON-CONFERENCE WEEKEND	February 27-March 1, 2026 - Ala. A&M (19-2, 7 inn.), UIC (14-2, 8 inn.), Tenn. Tech (11-0, 7 inn.) at Tenn. Tech
NOTRE DAME SWEPT A 4-GAME NON-CONFERENCE WEEKEND	Feb. 19-22, 2015 (Alamo Irish Classic) Incarnate Word (W, 14-1 & 11-1), Villanova (8-1) & Northwestern (7-3)
NOTRE DAME WAS SWEPT IN A CONFERENCE SERIES	March 28-29, 2026 vs. No. 13 North Carolina (5-6, 7-13, 10-15)
NOTRE DAME WAS SWEPT IN A 3-GAME CONFERENCE SERIES (ROAD)	March 7-9, 2025, at No. 15 Wake Forest (5-19, 5-6, 1-11)
NOTRE DAME WAS SWEPT IN A CONFERENCE SERIES (HOME)	March 28-29, 2026 vs. No. 13 North Carolina (5-6, 7-13, 10-15)
NOTRE DAME WAS SWEPT IN A 3-GAME CONFERENCE SERIES (HOME)	March 28-29, 2026 vs. No. 13 North Carolina (5-6, 7-13, 10-15)
NOTRE DAME WAS SWEPT IN A 3-GAME NON-CONFERENCE SERIES	Feb. 15-17, 2019 at Arizona State (1-10, 7-21, 5-16)
NOTRE DAME WAS SWEPT IN A 3-GAME NON-CONF. SERIES (HOME)	Mar. 20-21, 2010 vs Michigan State (0-13, 4-7, 0-3)
NOTRE DAME WAS SWEPT IN A 3-GAME NON-CONF. SERIES (ROAD)	Feb. 15-17, 2019 at Arizona State (1-10, 7-21, 5-16)
THE IRISH PLAYED EXTRA INNINGS	Feb. 22, 2026 vs. Indiana at Jacksonville (9-8 win - 11 innings)
THE IRISH PLAYED IN A 0-0 GAME THAT WENT TO EXTRA INNINGS	April 1, 2022 at #5 Florida State (0-0 into the 12th, ND won 2-0 in 12)
THE IRISH PLAYED 14 OR MORE INNINGS	April 18, 2015 vs. NC State (4-2 loss in 14)
THE IRISH PLAYED 18 OR MORE INNINGS	March 21, 2015 vs. #8 Louisville (6-4 loss in 18)
THE IRISH PLAYED 19 OR MORE INNINGS	May 3, 2012 vs USF (8-2 loss in 19)
THE IRISH PLAYED TWO CONSECUTIVE EXTRA-INNING GAMES	March 19, 2017 at Pitt (won 4-3 in 11 innings and lost 2-1 in 12 innings of doubleheader)
THE IRISH PLAYED THREE CONSECUTIVE EXTRA-INNING GAMES	Mar. 13-15, 2001 in Fresno, CA vs Navy (4-4/10) & vs Fresno State (5-4 win/10) & vs Miami (OH) (3-2 win/11)
NOTRE DAME PLAYED A GAME OVER 4 HOURS (EXTRA INNINGS)	March 19, 2021 vs. Duke (6-4 win in 13 innings; 4:16)
NOTRE DAME PLAYED A GAME OVER 4 HOURS (9 INNINGS)	March 15, 2026 at Louisville (21-12 loss; 4:12)
NOTRE DAME PLAYED A GAME UNDER 2 HOURS	April 19, 2022 vs. Valpo (5-1 win in 9 innings and 1:56)
NOTRE DAME PLAYED CONSECUTIVE GAMES UNDER 2 HOURS	April 3, 2009 vs Villanova (3-1 win in 9 innings; 1:41) & April 4, 2009 vs Villanova (9-3 win in 9 innings; 1:43)



2026 Notre Dame Baseball

ABOUT THE IRISH



#1 Jayce Lee

Career Highs

Hits: 4 (3/11/26 vs Tennessee Tech)
Runs: 4 (3/13/26 at Louisville)
RBI: 3 multiple occasions

• Started 30 games as a freshman... belted his first collegiate home run while also recording a single in a 16-9 win against Florida State... two-sport athlete in high school (basketball and baseball)



#3 Mason Barth

Career Highs

Hits: 3 (3/14/26 at Louisville)
Runs: 2 (2/28/26 vs UIC)
RBI: 3 (2/28/26 vs UIC)

• 2022 State Champion, 2023 State Runner-Up, 2025 State Champion... All-State 2023, 2024, 2025... school record holder in stolen bases, walks, and hit-by-pitch... Academic All-State



#4 Jonathan Holt

Career Notes

Made debut on April 12, 2026 with a pinch-hit appearance against Virginia

• Two-sport athlete at Malvern Prep – ice hockey and baseball... earned seven varsity letters – four in hockey, three in baseball... Baseball State Champion 2023 and 2024... Hockey State Champion 2021




#5 Dylan Singleton

Career Highs

IP: 3.0 (3/29/26 vs North Carolina)
Ks: 5 (2/22/26 vs Indiana)

• Third-ranked left-handed pitcher and ninth overall ranked prospect in Virginia by Perfect Game



#6 Andrew Graham

Career Highs

Hits: 4 (5/9/25 at Colorado Mesa)
Runs: 5 (5/7/25 at CSU Pueblo)
RBI: 5 (5/7/25 at CSU Pueblo)
HR: 2 (3/22/25 vs Colorado Mines)

• 2025 D2CCA First Team All-American, All-South Central Region First Team... 2025 ABCA/Rawlings First Team All-American, All-South Central Region First Team... 2025 D2Baseball Second Team All-American



#7 Caden Crowell

Career Highs

IP: 5.1 (2/28/26 vs UIC)
Ks: 6 on two occasions (most recently on 4/18/26 at Florida State)

• Two-sport athlete in high school (basketball and baseball)... four-year letterwinner in baseball, three-year letterwinner in basketball... son of Jim Crowell, who played for the Reds, Phillies, and Marlins in the MLB



#9 Troy Reader

Career Notes

GP: 4
 Made debut on March 12, 2025 at Winthrop

• Two-sport athlete in high school (football and baseball)... five-year varsity letterwinner in baseball, four-year letterwinner in football



#10 Drew Berkland

Career Highs

Hits: 4 (2/22/26 vs Indiana)
Runs: 4 (3/24/26 vs Western Mich.)
RBI: 5 (3/21/25 vs High Point)
2B: 2 (3/6/26 at Duke)

• Three-sport athlete in high school (football, basketball, baseball)... five-year varsity letterwinner in baseball, four-year letterwinner in football... Minnesota Mr. Baseball Finalist (2022)... State Champion in football and basketball



#11 Noah Coy

Career Highs

Hits: 3 multiple occasions
Runs: 4 (2/27/26 vs Alabama A&M)
RBI: 4 (3/13/26 at Louisville)

• Three-sport athlete in high school (football, basketball, baseball)... 2023 Baseball State Runner-Up... three-time football State Champion... in career and single-season yards, catches, and touchdowns as wide receiver



#12 Will Jaisle

Career Highs

IP: 1.2 (4/11/26 vs Virginia)
Ks: 3 (3/3/26 vs Eastern Michigan)
 First-career save vs Virginia (4/11/26)

• Two-sport athlete in high school (football and baseball)... four-time All-Conference in both baseball and football... Conference MVP in both sports... school record holder in passing yards and touchdowns (career and single season)



#13 Jamie Zee

Career Highs

Hits: 2 multiple occasions
Runs: 3 (2/27/26 vs Alabama A&M)
RBI: 2 multiple occasions

• Two-time First Team All-League (2024, 2025)... 2025 First Team All-County and Third Team All-State... school record holder for hits



#14 Shane Miranda

Career Highs

Hits: 3 (4/14/26 vs Valparaiso)
Runs: 2 (4/14/26 vs Valparaiso)
RBI: 1 (4/14/26 vs Valparaiso)

• Second Team All-League... Honor Roll and Principal's List honoree... California All-Region First Team Preseason selection by Perfect Game



2026 Notre Dame Baseball

ABOUT THE IRISH



#15 Bino Watters

Career Highs

Hits: 4 (3/24/26 vs Western Mich.)
Runs: 4 (2/15/25 at North Florida)
RBI: 5 (3/18/25 vs Butler)
HR: 2 on two occasions (most recently 3/1/26 vs Tenn. Tech)

• 2025 D1Baseball Freshman All-America Second Team... 2025 ACC All-Freshman Team... led team with 16 multi-hit games in 2025... two-sport athlete in high school (football and baseball)



#16 Brandon Logan

Career Highs

Hits: 3 (2/28/26 vs UIC)
Runs: 2 (2/28/26 vs UIC)
RBI: 4 (2/28/26 vs UIC)
HR: 1 (2/28/26 vs UIC)

• Competed in baseball, football, basketball, and track in high school... member of Notre Dame football team (plays safety)... Rawlings Gold Glove



#18 Aiden Zerr

Career Highs

IP: 2.1 on two occasions
Ks: 2 two times (most recently 3/28/26 vs North Carolina)

• Two-sport athlete in high school (baseball and basketball)... 2025 State Champion in both baseball and basketball... Academic All-State and team captain in both sports



#19 Mark Quatrani

Career Highs

Hits: 4 on two occasions
Runs: 4 (2/27/26 vs Alabama A&M)
RBI: 6 (3/30/24 vs Dartmouth)
HR: 2 on three occasions (most recently 2/22/26 vs Indiana)

• 2024 and 2025 First Team All-Ivy at Cornell... first Cornell catcher to earn first-team all-league selection in consecutive years since 1968 and 1969... 2025 Cape Cod League Champion... 2024 Futures League MVP



#20 Caleb Ricks

Career Highs

Hits: 2 (2/27/26 vs Alabama A&M)
Runs: 1 (2/15/26 at FAU)
RBI: 2 (2/27/26 vs Alabama A&M)
2B: 1 (2/27/26 vs Alabama A&M)

• Two-sport athlete in high school (football and baseball)... had a walk-off single during the 2025 baseball state championship and a pick-six in the football state championship 2024... All-State in both sports



#21 Dylan Passo

Career Highs

Hits: 3 (4/4/26 at NC State)
Runs: 1 on two occasions
RBI: 2 (4/4/26 at NC State)
HR: 1 (2/20/26 vs UCF)

• Three-time All-Division... three-time All-Shore honoree... 2025 Hitter of the Year (A-North)... 2025 Sportsmanship Award



#22 Parker Brzustewicz

Career Highs

Hits: 3 multiple times
Runs: 3 (2/15/25 at North Florida)
RBI: 4 multiple times
3B: 1 on two occasions (most recently 4/15/25 vs Valparaiso)

• Safely reached base in 48 of 51 games as freshman via hit, walk, or HBP... Team National and State Champions 2021 and 2022... First Team All-Catholic League 2022, 2023, 2024



#23 Gian Gamelli

Career Highs

• 2025 League MVP 2025... First Team All Star 2023 and 2025... 2023 Team MVP... Cape Ann League Champion 2025... State Semifinalist 2025... Second Team All-Star 2022



#24 Ty Uber

Career Highs

IP: 6.0 (5/8/22 vs California)
Ks: 8 (3/6/26 at Duke)

• 2022 and 2023 Pac-12 Champion at Stanford... made 55 appearances with 104.2 innings pitched over three seasons (2022, 2023, 2025) at Stanford... two-sport athlete in high school (football and baseball)



#25 Kellan Klosterman

Career Highs

IP: 3.1 on two occasions (most recently 4/15/25 vs Valparaiso)
Ks: 4 (4/15/25 vs Valparaiso)

• 2023 State Baseball Champion... First Team All-GCL 2023... earned first win in a relief appearance against Michigan State (3/26/25)



#26 Garrett Snyder

Career Highs

IP: 1.2 (2/21/26 vs LSU)
Ks: 2 (2/21/26 vs LSU)

• 2024 All-NEPSAC... 2025 Co-Player of the Year... Spring 2025 Trustees Award... 2025 Vanacore Award for contribution to athletics and community... 2025 Sheridan Plaque Winner for excellence in character, academics, and athletics



#27 Jack Radel

Career Highs

IP: 9.0 (3/20/26 vs Clemson)
Ks: 12 (4/25/25 vs California)

• Three-time ACC Pitcher of the Week... 2026 NCBWA Preseason All-America Third Team... 2025 Third Team All-ACC... played in 2017 Little League World Series... two-sport athlete in high school (basketball and baseball)



2026 Notre Dame Baseball

ABOUT THE IRISH



#30 Xavier Hirsch

Career Highs

IP: 5.0 on two occasions (most recently on 4/17/26 at Florida State)
Ks: 8 (4/17/26 at Florida State)

• Two-sport athlete in high school (hockey and baseball)... three-time offensive player of the year in hockey... 2022 Team Captain and Team MVP... 2021 WWBa World Championship All-Tournament Team



#31 Evan Clark

Career Highs

IP: 2.0 (4/22/25 at Indiana State)
Ks: 3 on three occasions (most recently 5/6/25 vs Bradley)

• Competed at both Southern California and Illinois before joining the Irish... had 30 career appearances and 26.1 innings pitched prior to Notre Dame



#33 Radek Birkholz

Career Highs

IP: 4.0 (4/29/22 vs Boston College)
Strikeouts: 7 (4/29/22 vs Boston College)

• 2021 Gatorade Colorado Player of the Year... 2021 Perfect Game Preseason All-American- West Region First Team... 2020 Perfect Game National Showcase




#36 Oisín Lee

Career Highs

IP: 3.1 (4/5/25 vs Virginia Tech)
Ks: 4 (3/7/26 at Duke)

• Two-sport athlete in high school (football and baseball)... Area Code 2022 and Perfect Game National 2023 participant... parents are both from Ireland



#39 Hagan Ward

Career Highs

IP: 2.0 (3/13/24 at Radford)
Ks: 1 multiple times

• Three-time All-League honoree... father (Daniel) was a pitcher at Notre Dame



#40 Eli Thurmond

Career Highs

IP: 9.0 (3/1/22 at Eastern Florida State)
Ks: 10 (3/1/22 at Eastern Florida State)

• Two-time NCAA Division II National Champion at Tampa... competed at both State College of Florida and University of Tampa prior to Notre Dame



#44 Trent Hartman

Career Highs

IP: 4.1 (3/2/25 at Belmont)
Ks: 4 (3/2/25 at Belmont)

• 2023 All-City First Team... 2023 All-League First Team... 2023 Team Most Valuable Player... 2021, 2022, 2023, 2024 Scholar Athlete Award



#45 DJ Helwig

Career Highs

IP: 4.1 (3/2/25 at Belmont)
Ks: 4 (3/2/25 at Belmont)

• Three-time All-State honoree... First Team All-Conference... had 24 wins and 195 strikeouts in high school career



#46 Noah Rooney

Career Highs

IP: 5.0 (3/11/25 vs Kansas)
Ks: 5 (3/16/25 at Oregon)

• Three-time sport athlete in high school (football, wrestling, baseball)... made 56 appearances with 108.2 innings pitched and 80 strikeouts at Minnesota... Academic All-Big Ten... Big Ten Distinguished Scholar



#51 Joe Coffey

Career Highs

IP: 3.1 (2/15/22 at North Florida)
Ks: 6 (2/15/22 at North Florida)
Hits: 1 on two occasions
Runs: 2 (2/22/26 vs Indiana)

• 2025 Academic All-OAC at Baldwin Wallace... 2024 All-Conference and All-Area



#52 Chase Van Ameyde

Career Highs

IP: 3.1 (2/15/22 at North Florida)
Ks: 6 (2/15/22 at North Florida)
Hits: 1 on two occasions
Runs: 2 (2/22/26 vs Indiana)

• Father (Mark) is the pitching coach at Michigan State... 2024 MaxPreps All-American Second Team... 2024 State Runner-Up... Brother Rice single-season RBI record holder... two-sport athlete in high school (basketball and baseball)



#55 Davis Johnson

Career Highs

Hits: 3 multiple times
Runs: 3 multiple times
RBI: 6 (3/15/26 at Louisville)
HR: 2 on two occasions (most recently 3/15/26 at Louisville)

• Rhode Island State Catcher of the Year... First Team All-State... had a 14-game on-base streak with 15 hits and 16 RBIs from April 25–May 17 during sophomore season