



# NOTRE DAME BASEBALL

2026 Season | Game Notes

FIGHTING IRISH  
MEDIA  
BASEBALL CONTACT

Sarah Miesle  
smiesle@nd.edu  
260-602-2466



## SERIES OVERVIEW

Date	Time (ET)	Opponent	Location	Probable Starters	Broadcast
Apr. 2	6:00 PM	NC State	Jake Kline Field - Frank Eck Stadium	LHP Caden Crowell vs. LHP Ryan Marohn	ACCNX
Apr. 3	6:00 PM	NC State	Jake Kline Field - Frank Eck Stadium	RHP Jack Radel vs. TBD	ACCNX
Apr. 4	1:00 PM	NC State	Jake Kline Field - Frank Eck Stadium	RHP Ty Uber vs. RHP Jacob Dudan	ACCNX



NOTRE DAME (15-9, 6-6 ACC) vs NC STATE (18-11, 3-6 ACC)

Doak Field at Dail Park

Built: 1966 | Capacity: 2,200 | Surface: Natural Grass and Dirt  
Dimensions: 320-400-330

### Head Coaches

**NOTRE DAME**  
SHAWN STIFFLER  
GEORGE MASON '01  
Record at School:  
104-79 (4th Year)  
Overall Record:  
444-277 (14th Year)

**NC STATE**  
ELLIOTT AVENT  
VCU '83  
Record at School:  
1089-645-2 (30th Year)  
Overall Record:  
1313-858-2 (38th Year)

## 2026 Schedule Overview

Overall: 15-9 | ACC: 6-6

Home: 5-3 | Away: 7-4 | Neutral: 3-2

Date	Opponent	Broadcast	Time (ET)/Result
02.13	at Florida Atlantic	FAUSports	L, 1-7
02.14	at Florida Atlantic	FAUSports	W, 14-1
02.15	at Florida Atlantic	FAUSports	W, 7-1
02.20	vs. UCF#	DIBaseball	L, 2-4 (10 inn.)
02.21	vs. No. 2 LSU#	DIBaseball	L, 4-9
02.22	vs. Indiana#	DIBaseball	W, 9-8 (11 inn.)
02.27	vs. Alabama A&M^		W, 19-2 (7 inn.)
02.28	vs. UIC^		W, 14-3 (8 inn.)
03.01	at Tennessee Tech	ESPN+	W, 11-0 (8 inn.)
<b>03.03</b>	<b>Eastern Michigan</b>		<b>W, 11-1 (8 inn.)</b>
03.06	at Duke*	ACCNX	W, 10-4
03.07	at Duke*	ACCNX	L, 5-6
03.08	at Duke*	ACCNX	W, 2-0
03.10	at Queens (N.C.)	ESPN+	W, 11-6
03.13	at Louisville*	ACCNX	W, 14-11
03.14	at Louisville*	ACC Network	L, 7-8
03.15	at Louisville*	ACCNX	L, 12-21
<b>03.17</b>	<b>Central Michigan</b>		<b>postponed</b>
<b>03.20</b>	<b>No. 19 Clemson*</b>	ACCNX	<b>W, 6-0</b>
<b>03.21</b>	<b>No. 19 Clemson*</b>		<b>W, 8-7</b>
<b>03.22</b>	<b>No. 19 Clemson*</b>		<b>W, 7-4</b>
<b>03.24</b>	<b>Western Michigan</b>		<b>W, 14-3 (7 inn.)</b>
<b>03.27</b>	<b>No. 13 North Carolina*</b>	ACCNX	<b>L, 5-6</b>
<b>03.28</b>	<b>No. 13 North Carolina*</b>	ACCNX	<b>L, 7-13</b>
<b>03.29</b>	<b>No. 13 North Carolina*</b>	ACCNX	<b>L, 10-15</b>
04.02	at NC State*	ACCNX	6:00 p.m.
04.03	at NC State*	ACCNX	6:00 p.m.
04.04	at NC State*	ACCNX	2:00 p.m.
<b>04.08</b>	<b>Michigan State</b>	<b>ACCN</b>	<b>5:30 p.m.</b>
<b>04.10</b>	<b>No. 10 Virginia*</b>	ACCNX	<b>5:30 p.m.</b>
<b>04.11</b>	<b>No. 10 Virginia*</b>	ACCNX	<b>2:00 p.m.</b>
<b>04.12</b>	<b>No. 10 Virginia*</b>	ACCNX	<b>1:00 p.m.</b>
<b>04.14</b>	<b>Valparaiso</b>	ACCNX	<b>5:30 p.m.</b>
04.17	at No. 7 Florida State*	ACCNX	6:00 p.m.
04.18	at No. 7 Florida State*	ACCNX	2:00 p.m.
04.19	at No. 7 Florida State*	ACCNX	1:00 p.m.
04.22	at Michigan State	BTN	TBA
<b>04.24</b>	<b>No. 22 Boston College*</b>		<b>6:30 p.m.</b>
<b>04.25</b>	<b>No. 22 Boston College*</b>		<b>2:00 p.m.</b>
<b>04.26</b>	<b>No. 22 Boston College*</b>		<b>1:00 p.m.</b>
<b>04.29</b>	<b>Milwaukee</b>	ACCNX	<b>6:30 p.m.</b>
<b>05.01</b>	<b>Stanford*</b>	ACCNX	<b>6:30 p.m.</b>
<b>05.02</b>	<b>Stanford*</b>	ACCNX	<b>2:00 p.m.</b>
<b>05.03</b>	<b>Stanford*</b>	ACCNX	<b>1:00 p.m.</b>
<b>05.08</b>	<b>Oakland</b>	ACCNX	<b>6:30 p.m.</b>
<b>05.09</b>	<b>Oakland</b>	ACCNX	<b>2:00 p.m.</b>
<b>05.10</b>	<b>Oakland</b>	ACCNX	<b>1:00 p.m.</b>
05.12	vs. Dayton@		6:00 p.m.
05.14	at Pittsburgh*		6:00 p.m.
05.15	at Pittsburgh*		3:00 p.m.
05.16	at Pittsburgh*		1:00 p.m.
05.19-24	ACC Tournament		

\* - Atlantic Coast Conference game  
# - Live Like Lou Jax College Baseball Classic  
^ - played at Tennessee Tech  
@ - played at Prasco Park (Mason, Ohio)  
Rankings are from D1baseball.com Top 25 Poll

### THE MATCHUP

- The Irish trail 13-18 in the all-time meetings between the two teams.
- Notre Dame is on the road for the first time since March 15.
- NC State fell in a 7-5 midweek final against Liberty on Tuesday night.

### BY THE NUMBERS

<b>.300+</b>	The Irish have five players hitting .300 or above, led by Mark Quatrani's .389 batting average.
<b>38</b>	Jack Radel retired 38 consecutive batters spanning from the third inning against FAU to the sixth inning against Alabama A&M.
<b>16</b>	The team features 16 returners from the 2025 Notre Dame squad that put together a 16-2 record to close out the regular season last spring.
<b>12</b>	The Irish collected 12 two-out RBIs in their series win at Duke.
<b>12</b>	The squad features 12 true freshmen. Six of those 12 were ranked among the top two recruits in the Class of 2025 at their respective positions in their states.
<b>10</b>	Notre Dame scored 10 runs with two grand slams before recording an out in the 14-11 Friday win at Louisville.
<b>9</b>	Caden Crowell was ranked as No. 9 on the D1Baseball Freshman Impact List for 2026.
<b>7</b>	Seven transfer student-athletes joined the Irish for the 2026 season, including five graduate student-athletes.
<b>6.0</b>	Jack Radel threw 6.0 perfect innings with nine strikeouts on just 68 pitches against UCF.
<b>6</b>	The Irish have six players listed in the D1baseball.com Preseason rankings by position. Bino Watters (No. 19 first baseman), Jack Radel (No. 29 starting pitcher), Mark Quatrani (No. 49 catcher), Drew Berkland (No. 63 outfielder), Oisin Lee (No. 74 relief pitcher) and Davis Johnson (No. 132 outfielder).
<b>3</b>	A trio of Irish players earned All-Tournament Team honors at the Live Like Lou Jax Baseball Classic - Jack Radel, Mark Quatrani and Drew Berkland
<b>0.76</b>	Jack Radel's 0.76 WHIP ranks seventh in the nation.



# 2026 Notre Dame Baseball TEAM ROSTER

No.	Name	Pronunciation	Class	Pos.	Ht.	Wt.	B/T	Hometown	H.S./Previous
1	Jayce Lee	chase with a J	So.	OF	6-4	205	R/R	South Bend, Ind.	Saint Joseph
3	Mason Barth		Fr.	INF	5-9	202	R/R	St. John, Ind.	Andrean
4	Jonathan Holt		So.	INF	6-2	203	R/R	Glen Mills, Pa.	Malvern Prep
5	Dylan Singleton		Fr.	LHP	6-2	192	L/L	Bradenton, Fla.	PDG Academy
6	Andrew Graham		Gr.	INF	5-9	205	R/R	Seattle, Wash.	Seattle Prep/Yakima Valley College/Metropolitan State University of Denver
7	Caden Crowell	kroll	Fr.	LHP/INF	6-4	205	L/L	Valparaiso, Ind.	Valparaiso
9	Troy Reader	ree-der	Jr.	C	6-0	200	R/R	Tampa, Fla.	Berkeley Prep
10	Drew Berkland		Gr.	OF	5-11	208	R/R	Wayzata, Minn.	Wayzata/Minnesota
11	Noah Coy		So.	INF	5-11	182	L/R	Greenwood, Ind.	Center Grove
12	Will Jaisle	JIGH-zul	Fr.	RHP	6-2	230	R/R	Batesville, Ind.	Batesville
13	Jamie Zee		Fr.	INF	5-9	187	R/R	Hasbrouck Heights, N.J.	Bergen Catholic
14	Shane Miranda		Fr.	C	6-0	207	L/R	Chula Vista, Calif.	Saint Augustine
15	Bino Watters	BEE-no	So.	OF/INF	6-2	215	L/L	Rochester Hills, Mich.	Rochester Adams
16	Brandon Logan		Fr.	OF	6-0	201	R/R	Fort Wayne, Ind.	Snider
18	Aiden Zerr		Fr.	RHP	6-2	210	R/R	Brandon, S.D.	Brandon Valley
19	Mark Quatrani	kwah-TRA-knee	Jr.	C	5-11	210	R/R	Philadelphia, Pa.	The Haverford School/Cornell
20	Caleb Ricks		Fr.	OF	5-11	185	R/R	Elizabethtown, Ky.	Trinity
21	Dylan Passo	PASS-oh	Fr.	INF	6-2	202	L/L	Red Bank, N.J.	Red Bank Catholic
22	Parker Brzustewicz	brew-STEV-itch	So.	INF	6-3	197	R/R	Rochester Hills, Mich.	Orchard Lake St. Mary's
23	Gian Gamelli	JEE-on guh-MELL-ee	Fr.	LHP	6-3	202	L/R	Wenham, Mass.	Hamilton-Wenham Regional
24	Ty Uber		Gr.	RHP	6-4	237	R/R	Cameron Park, Calif.	Ponderosa/Stanford
25	Kellan Klosterman	KLOSS-ter-man	So.	RHP	6-1	184	R/R	Loveland, Ohio	Archbishop Moeller
26	Garrett Snyder		Fr.	RHP	6-5	232	R/R	Farmington, Conn.	Cheshire Academy
27	Jack Radel	ruh-DELL	Jr.	RHP	6-5	250	R/R	Sioux Falls, S.D.	Roosevelt
30	Xavier Hirsch	ZAY-vee-er	Sr.	RHP	6-5	205	L/R	Mansfield, Texas	Mansfield
31	Evan Clark		Gr.	LHP	5-11	195	L/L	Western Springs, Ill.	IMG Academy/USC/Illinois
33	Radek Birkholz	RAD-ik	Gr.	RHP	5-11	200	R/R	Highlands Ranch, Colo.	Valor Christian
36	Oisin Lee	oh-SHEEN	So.	RHP	6-6	200	R/R	Newton, Mass.	St. Mark's
39	Hagan Ward	hay-gan	Jr.	RHP	6-7	250	R/R	Wellesley, Mass.	St. Sebastian's School
40	Eli Thurmond		Gr.	RHP	6-3	210	R/R	Bradenton, Fla.	Bradenton Christian/State College of Florida/Tampa
44	Trent Hartman		So.	C	5-10	180	R/R	Cincinnati, Ohio	Indian Hill
45	DJ Helwig		Jr.	RHP	6-6	215	R/R	Mokena, Ill.	St. Laurence
46	Noah Rooney		Sr.	LHP	6-0	170	L/L	Perham, Minn.	Perham/Minnesota
51	Joe Coffey		So.	INF	6-2	210	R/R	Hinsdale, Ill.	Benet Academy/Baldwin Wallace
52	Chase Van Ameyde	VAN-uh-MEAD	So.	RHP/INF	6-5	200	R/R	Lake Orion, Mich.	Brother Rice
55	Davis Johnson		Jr.	C/OF	6-0	195	L/R	Providence, R.I.	Moses Brown

## Coaching Staff

29	Shawn Stiffler (George Mason '01)	John P. and Catherine Murphy Head Baseball Coach	Fourth Season/14th Overall
37	Ryan Munger (Duke '13)	Assistant Coach	Fourth Season
32	Lucas Jones (Lynchburg '05)	Assistant Coach	Second Season
35	Seth Voltz (Virginia Commonwealth '12)	Assistant Coach	Fourth Season
	Adam Dofflemeyer (Lynchburg '21)	Director of Pitching Development	Second Season
34	Cameron Lane (Lynchburg '22)	Director of Player Development	First Season

### City Pronunciations:

Wayzata - why-ZET-uh | Lake Orion - Lake OH-ree-un

### High School Pronunciation:

Andrean - an-DRAY-an



2026 Notre Dame Baseball  
TV / RADIO ROSTER



**#1 Jayce Lee**  
So. | OF | 6-4 | 205 | R/R  
South Bend, Ind.  
St. Joseph



**#3 Mason Barth**  
Fr. | INF | 5-9 | 202 | R/R  
St. John, Ind.  
Andrian



**#4 Jonathan Holt**  
So. | INF | 6-2 | 203 | R/R  
Glen Mills, Pa.  
Malvern Prep



**#5 Dylan Singleton**  
Fr. | LHP | 6-2 | 192 | L/L  
Bradenton, Fla.  
PDG Academy



**#6 Andrew Graham**  
Gr. | INF | 5-9 | 205 | R/R  
Seattle, Wash.  
Seattle Prep  
Yakima Valley College/  
Metropolitan State  
University of Denver



**#7 Caden Crowell**  
Fr. | LHP/INF | 6-4 | 205 | L/L  
Valparaiso, Ind.  
Valparaiso



**#9 Troy Reader Jr.** | C | 6-0 | 200 | R/R  
Tampa, Fla.  
Berkeley Prep



**#10 Drew Berkland**  
Gr. | OF | 5-11 | 208 | R/R  
Wayzata, Minn.  
Wayzata  
Minnesota



**#11 Noah Coy**  
So. | INF | 5-11 | 182 | L/R  
Greenwood, Ind.  
Center Grove



**#12 Will Jaisle**  
Fr. | RHP | 6-2 | 230 | R/R  
Batesville, Ind.  
Batesville




**#13 Jamie Zee**  
Fr. | INF | 5-9 | 187 | R/R  
Hasbrouck Heights, N.J.  
Bergen Catholic




**#14 Shane Miranda**  
Fr. | C | 6-0 | 207 | L/R  
Chula Vista, Calif.  
Saint Augustine



**#15 Bino Watters**  
So. | OF/INF | 6-2 | 215 | L/L  
Rochester Hills, Mich.  
Rochester Adams



**#16 Brandon Logan**  
Fr. | OF | 6-0 | 201 | R/R  
Fort Wayne, Ind.  
Snider



**#18 Aiden Zerr**  
Fr. | RHP | 6-2 | 210 | R/R  
Brandon, S.D.  
Brandon Valley



**#19 Mark Quatrani Jr.** | C | 5-11 | 210 | R/R  
Philadelphia, Pa.  
The Haverford School  
Cornell



**#20 Caleb Ricks**  
Fr. | OF | 5-11 | 185 | R/R  
Elizabethtown, Ky.  
Trinity



**#21 Dylan Passo**  
Fr. | INF | 6-2 | 202 | L/L  
Red Bank, N.J.  
Red Bank Catholic



**#22 Parker Brzustewicz**  
So. | INF | 6-3 | 197 | R/R  
Rochester Hills, Mich.  
Orchard Lake St. Mary's



**#23 Gian Gamelli**  
Fr. | LHP | 6-3 | 202 | L/R  
Wenham, Mass.  
Hamilton-Wenham Regional



**#24 Ty Uber**  
Gr. | RHP | 6-4 | 237 | R/R  
Cameron Park, Calif.  
Ponderosa  
Stanford



**#25 Kellan Klosterman**  
So. | RHP | 6-1 | 184 | R/R  
Loveland, Ohio  
Archbishop Moeller



**#26 Garrett Snyder**  
Fr. | RHP | 6-5 | 232 | R/R  
Farmington, Conn.  
Cheshire Academy



**#27 Jack Radel Jr.** | RHP | 6-5 | 250 | R/R  
Sioux Falls, S.D.  
Roosevelt



# 2026 Notre Dame Baseball TV / RADIO ROSTER



**#30 Xavier Hirsch**  
Sr. | RHP | 6-5 | 205 | L/R  
Mansfield, Texas  
Mansfield



**#31 Evan Clark**  
Gr. | LHP | 5-11 | 195 | L/L  
Western Springs, Ill.  
IMG Academy  
USC/Illinois



**#33 Radek Birkholz**  
Gr. | RHP | 5-11 | 200 | R/R  
Highlands Ranch, Colo.  
Valor Christian



**#36 Oisin Lee**  
So. | RHP | 6-6 | 200 | R/R  
Newton, Mass.  
St. Mark's



**#39 Hagan Ward**  
Jr. | RHP | 6-7 | 250 | R/R  
Wellesley, Mass.  
St. Sebastian's School



**#40 Eli Thurmond**  
Gr. | RHP | 6-3 | 210 | R/R  
Bradenton, Fla.  
Bradenton Christian  
State College of Florida/  
Tampa



**#44 Trent Hartman**  
So. | C | 5-10 | 180 | R/R  
Cincinnati, Ohio  
Indian Hill



**#45 DJ Helwig**  
Jr. | RHP | 6-6 | 215 | R/R  
Mokena, Ill.  
St. Laurence



**#46 Noah Rooney**  
Sr. | LHP | 6-0 | 170 | L/L  
Perham, Minn.  
Perham  
Minnesota



**#51 Joe Coffey**  
So. | INF | 6-2 | 210 | R/R  
Hinsdale, Ill.  
Benet Academy  
Baldwin Wallace



**#52 Chase Van Ameyde**  
So. | RHP | 6-5 | 200 | R/R  
Lake Orion, Mich.  
Brother Rice



**#55 Davis Johnson**  
Jr. | C/OF | 6-0 | 195 | L/R  
Providence, R.I.  
Moses Brown

## COACHING STAFF



**Shawn Stiffler**  
John P. and Catherine Murphy  
Head Baseball Coach  
George Mason '01  
Fourth Season



**Ryan Munger**  
Assistant Coach  
Duke '13  
Fourth Season



**Seth Voltz**  
Assistant Coach  
Virginia Commonwealth '12  
Fourth Season



**Lucas Jones**  
Assistant Coach  
Lynchburg '05  
Second Season

### THE STIFFLER FILE

	Years	Overall	Conference
VCU Head Coach	2013-2022	340-198	140-67
Notre Dame Head Coach	2023-present	104-79	44-55
	TOTALS	444-277	184-122

#### Championship Titles:

2015 A-10 Tournament Champions | 2015 Dallas Regional Champions  
2017 A-10 Regular Season Champions  
2019 A-10 Regular Season Champions  
2021 A-10 Regular Season and Tournament Champions  
2022 A-10 Tournament Champions



**Adam Dofflemyer**  
Director of Pitching Development  
Lynchburg '21  
Second Season



**Cameron Lane**  
Director of Player Development  
Lynchburg '22  
First Season



University and Program Information

NOTRE DAME INFORMATION

Table with 2 columns: Category (Conference, Home Field, etc.) and Value (Atlantic Coast Conference, Jake Kline Field at Frank Eck Stadium, etc.)

NOTRE DAME BASEBALL HISTORY

Table with 2 columns: Category (First Season, First/Most Recent NCAA Appearance) and Value (1892, 1949/2022)

NCAA Tournament Appearances

1949, 1956, 1957, 1958, 1959, 1960, 1963, 1970, 1989, 1992, 1993, 1994, 1996, 1999, 2000, 2001, 2002, 2003, 2004, 2005, 2006, 2015, 2021, 2022

World Series Appearances

1957, 2002, 2022

Regional Hosts

1949, 1959, 1999, 2001, 2002, 2004, 2021

ALL-TIME HEAD COACHES

Table with 4 columns: Coach Name, Start Year, Coach Name, End Year (e.g., Frank Hering 1897-99, Jake Kline 1934-75)

2026 Irish Records by Miscellaneous Scenario

BY UNIFORM COLOR

- All Blue - 4-1
All Gray - 5-4
All Cream - 2-2
All White - 3-0
All Green - 0-0
Pinstripes - 1-1
Blue Top-Gray Bottom - 0-0
Pinstripe Top-Blue Bottom - 0-1
Blue Top-White Bottom - 0-0

BY DUGOUT

- First Base Dugout - 4-2
Third Base Dugout - 11-7

BY SCORE SCENARIOS

- Irish score first - 9-3
Opponent scores first - 6-6
Leading after 5 - 12-2
Tied after 5 - 1-1
Trailing after 5 - 2-6
Leading after 7 - 12-4
Tied after 7 - 2-0
Trailing after 7 - 1-5
In extra innings - 1-1

Series History

NC STATE

Table with 4 columns: Date, Result (L, W), Score, Location (Orlando, FL, Raleigh, NC, etc.)

Trail 13-18

9-6 at ND | 4-7 at NCST | 0-2 Neutral



# ACC STANDINGS AND INFO | NATIONAL POLLS

## 2026 ACC PRESEASON RANKINGS

Rk.	Team	Points (*)
1.	Georgia Tech	237 (7)
2.	North Carolina	236 (6)
3.	Florida State	221 (1)
4.	Louisville	196
5.	Clemson	185 (2)
6.	NC State	169
7.	Virginia	165
8.	Miami	159
9.	Wake Forest	145
10.	Stanford	99
11.	Virginia Tech	89
12.	Notre Dame	87
13.	Duke	67
14.	Pitt	45
15.	California	41
16.	Boston College	35

\*Denotes number of first-place votes

## ACC WEEKLY AWARDS

### Players of the Week

**Feb. 16** - Derek Williams, Miami  
**Feb. 23** - Dylan Dubovik, Miami  
**Mar. 2** - Cider Canon, Duke  
**Mar. 9** - Lorenzo Carrier, Pitt  
**Mar. 16** - Vahn Lackey, Georgia Tech  
**Mar. 23** - Myles Bailey, Florida State  
**Mar. 30** - Caden Dulin, Pitt; Teddy Tokheim, Stanford  
**Apr. 6**  
**Apr. 13**  
**Apr. 20**  
**Apr. 27**  
**May 4**  
**May 11**  
**May 17**

### Pitchers of the Week

**Feb. 16** - Wyatt Danilowicz, Louisville  
**Feb. 23** - Jack Radel, Notre Dame  
**Mar. 2** - Michael Sherman, Clemson  
**Mar. 9** - Blake Morningstar, Wake Forest  
**Mar. 16** - Trey Beard, Florida State  
**Mar. 23** - Jack Radel, Notre Dame  
**Mar. 30** - Wes Mendes, Florida State  
**Apr. 6**  
**Apr. 13**  
**Apr. 20**  
**Apr. 27**  
**May 4**  
**May 11**  
**May 17**

## 2026 DIBASEBALL TOP 25

Rk.	Team
1.	UCLA
2.	Texas
3.	Georgia Tech
4.	Mississippi State
5.	Georgia
6.	North Carolina
7.	Florida State
8.	Southern Miss
9.	Oregon State
10.	Virginia
11.	Oklahoma
12.	Southern California
13.	West Virginia
14.	Coastal Carolina
15.	Oregon
16.	Alabama
17.	Arkansas
18.	Auburn
19.	Nebraska
20.	Texas A&M
21.	Florida
22.	Boston College
23.	UCF
24.	Kentucky
25.	Arizona State

## 2026 ACC STANDINGS

Rk.	Team	Overall	ACC
1.	Florida State	22-6	7-2
t2.	North Carolina	25-4-1	9-3
t2.	Georgia Tech	23-5	9-3
4.	Boston College	21-9	8-4
5.	Virginia	23-7	7-5
6.	Pitt	20-7	5-4
t7.	Wake Forest	20-9	6-6
t7.	Notre Dame	15-9	6-6
t9.	Miami	21-7	4-5
t9.	Louisville	17-11	4-5
t11.	Duke	18-12	5-7
t11.	Virginia Tech	13-13	5-7
t13.	NC State	18-10	3-6
t13.	Stanford	13-13	3-6
15.	Clemson	19-10	2-7
16.	California	14-13	1-8

\*sorted and ranked by wins prior to conference competition; ranked by ACC and overall win percentage

## NCBWA National Players of the Week

### Hitter of the Week

**Feb. 17** - Tyce Armstrong, Baylor; Dee Kennedy, Kansas State  
**Feb. 24** - Will Gasparino, UCLA  
**Mar. 3** - Cider Cannon, Duke; Weber Neels, Minnesota  
**Mar. 10** - Quinton Coats, Cincinnati; Lorenzo Carrier, Pitt  
**Mar. 17** - James Smith IV, Memphis  
**Mar. 24** - Brayden Bakes, Illinois State; Terrick Thompson-Allen, SUI-Edwardsville  
**Mar. 31** - Maddox Haley, Gonzaga; Brandon Rogers, Purdue  
**Apr. 7**  
**Apr. 14**  
**Apr. 21**  
**Apr. 28**  
**May 5**  
**May 12**  
**May 18**

### Pitcher of the Week

**Feb. 17** - Chris Olivier, RHP, Lamar  
**Feb. 24** - Colin Fisher, LHP, Arkansas; Dax Whitney, RHP, Oregon State  
**Mar. 3** - Andrew Herrmann, LHP, Louisiana  
**Mar. 10** - Grayden Harris, LHP, Southern Miss  
**Mar. 17** - Trey Beard, RHP, Florida State; Maxx Yehl, LHP, West Virginia  
**Mar. 24** - Tyler Fay, RHP, Alabama  
**Mar. 31** - Max Vaisvila, LHP, Northern Illinois  
**Apr. 7**  
**Apr. 14**  
**Apr. 21**  
**Apr. 28**  
**May 5**  
**May 12**  
**May 18**

## 2026 NCBWA TOP 25

Rk.	Team
1.	UCLA
2.	Texas
3.	Georgia Tech
4.	Mississippi State
5.	Georgia
6.	North Carolina
7.	Florida State
8.	Oregon State
9.	Southern California
10.	Southern Miss
11.	West Virginia
12.	Auburn
13.	Coastal Carolina
14.	Oregon
15.	Arkansas
16.	Oklahoma
17.	Alabama
18.	Florida
19.	Virginia
20.	Nebraska
21.	Texas A&M
22.	Arizona State
23.	Kentucky
24.	Jacksonville State
25.	Boston College





## 2026 Notre Dame Baseball IRISH INSIGHT - 2026 SEASON

### IRISH VETERANS

The 2026 Irish baseball team features 16 returners from the 2025 Notre Dame squad that put together a 16-2 record to close out the regular season last spring.

- Juniors Jack Radel and Davis Johnson played integral roles in the success of the team a season ago. Radel was the Friday night starter for the Irish in his sophomore season and earned All-ACC honors in 2025. Johnson competed in 41 games a year ago and belted seven home runs with six doubles.

- The 2026 Irish sophomore class marks Coach Stiffler's first true recruiting class on campus after he took over the program in 2023. Parker Brzustewicz, Noah Coy, Jayce Lee and Bino Watters set a strong foundation for the squad and will be looked upon to be the core to continue the growth of the program in 2026.

- Fellow sophomores Oisin Lee, Chase Van Ameyde and Kellan Klosterman were stalwarts in the bullpen for the Irish in their freshman seasons. They each made at least 13 appearances in their rookie seasons in South Bend.

- Five position players who return in 2026 competed in at least 20 games a season ago. Six returning pitchers made at least 10 appearances.

### EXPERIENCED NEWCOMERS

The Irish brought in seven transfers over the summer.

- Andrew Graham (Yakima Valley College/ Metropolitan State University of Denver), Evan Clark (USC/Illinois), Drew Berkland (Minnesota), Ty Uber (Stanford) and Eli Thurmond (State College of Florida/Tampa) all join the Irish as graduate transfers for 2026.

- Senior Noah Rooney (Minnesota) and junior Mark Quatrani (Cornell) also joined the Notre Dame squad.

### TALENTED FRESHMEN

The 2026 baseball squad features 12 true freshmen for the Irish.

- Caden Crowell was ranked as the top left-handed pitcher in the state of Indiana and the 15th LHP nationally in the 2025 class by Perfect Game.

- Brandon Logan, a two-sport athlete for the Irish as a member of the Notre Dame football team, was ranked as the best outfielder in the state of Indiana and the 28th outfielder in the country.

- Dylan Passo was the top-ranked first baseman in the state of New Jersey and the 18th ranked first baseman in the country in the Class of 2025.

- Aiden Zerr was the top-ranked RHP and the second-ranked overall recruit in the state of South Dakota in the latest recruiting class.


- Gian Gamelli was the top-ranked LHP and the eighth-ranked overall recruit in the state of Massachusetts.

- Mason Barth joined the Irish as the second-ranked shortstop in Indiana and the 12th ranked recruit in the state.

### EYES ON THE IRISH

#### BUSTER POSEY MIDSEASON LIST


Junior catcher Mark Quatrani was named to the 2026 Buster Posey National Collegiate Catcher of the Year Award Midseason Watchlist. He was one of 50 catchers to be named to the midseason list by the Wichita Sports Commission. The Philadelphia, Pennsylvania native has consistently been among the national leaders in hits, batting average, home runs, runs batted in and slugging percentage during the 2026 season.



#### RADEL - ACC PITCHER OF THE WEEK

Jack Radel was named as the ACC Pitcher of the Week on February 23. He threw 6.0 perfect innings at the Live Like Lou Jax Baseball Classic against UCF. He tied the tournament record with nine strikeouts and needed just 68 pitches to retire the 18 batters he faced in the contest. It was the second ACC Pitcher of the Week honor of his career.

Radel earned his second ACC Pitcher of the Week honor on March 23. He had a complete-game shutout victory on the bump as the Irish won 6-0 against No. 19 Clemson in the series opener. He allowed just four singles while striking out eight with zero walks on 117 pitches. He was the first ACC pitcher to repeat the honor in 2026.



#### ALL-TOURNAMENT TEAM HONOREES

Jack Radel (starting pitcher), Mark Quatrani (catcher) and Drew Berkland (outfielder) were all named to the 2026 Live Like Lou Jax Baseball Classic All-Tournament Team for their performances during the weekend.

#### IRISH TRIO NAMED TO WATCH LISTS

Noah Coy, Chase Van Ameyde and Jack Radel were named to award watch lists in early March by the College Baseball Foundation.

- Coy was named to the 2026 watch list for the Brooks Wallace Award, which honors the nation's top shortstop. It is named for former Texas Tech shortstop Brooks Wallace, who played for the Red Raiders from 1977 to 1980. He passed away from leukemia at the age of 27.

- Van Ameyde is on the 2026 watch list for the John Olerud Two-Way Player of the Year. The award is named after former Washington State University standout John Olerud, who was a first baseman and left-handed pitcher during the late 1980s. He was inducted into the National College Baseball Hall of Fame in 2007.

- Radel is on the 2026 National Pitcher of the Year Watch List.

#### TOP-RANKED TALENT

The Irish have six players listed in the D1baseball.com Preseason rankings by position.

- Sophomore Bino Watters was the 17th ranked first baseman.
- Junior Jack Radel was 29th on the starting pitchers list.
- Junior Mark Quatrani was 49th on the catchers list.
- Graduate student Drew Berkland was 63rd on the outfielders report.
- Sophomore Oisin Lee came in at 74th on the relief pitchers list.



## 2026 Notre Dame Baseball IRISH INSIGHT


- Junior Davis Johnson was listed at 132nd in the outfielder rankings. Additionally, Notre Dame had representation on the D1Baseball Impact Freshman List as Caden Crowell came in at No. 9 on the ranking.

### AROUND THE HORN CATCHERS

- Junior Mark Quatrani joins the Irish after a successful two seasons at Cornell and has made an immediate impact. A two-time First Team All-Ivy selection, Quatrani will be a frontrunner for the Irish behind the plate in 2026. He posted 80 hits with 51 runs, 12 doubles, a triple and 17 home runs in two seasons with the Big Red. Quatrani slashed .338/.612/.461 over his first two seasons of collegiate baseball. Defensively, he has cut down 18 of 76 (23.7 percent) of runners trying to steal.

- Freshman Shane Miranda was the No. 7 ranked catcher in the state of California in the 2025 recruiting class. He was a California All-Region First Team Preseason selection by Perfect Game in 2025

- Junior Davis Johnson saw time behind the plate in both his freshman and sophomore seasons. While he is also likely to get reps in the outfield in 2026, Johnson will be looked upon for his experience behind the dish.



### INFIELDERS

- Sophomore Noah Coy has made the move to shortstop to anchor the middle infield for the Irish in 2026. He has started each of the team's games at shortstop this spring. Coy had a huge summer season with the Kalamazoo Growlers, boasting a .363 batting

average on his way to earning the 2025 Rawlings Hitting Award. He was named as a breakout player to watch for the Irish by D1Baseball.

- Sophomore Parker Brzustewicz has made 13 starts at first base for the Irish in the 2026 season. His .415 on-base percentage was the second-highest among returning Irish players as he led the team with 56 hits last spring.

- Freshman Jamie Zee has been a stalwart at the hot corner for the Irish in 2026. Zee has made 15 starts for the squad at third base heading into the NC State series. The fourth-ranked shortstop in the state of New Jersey in the Class of 2025, he set his high school's hit record.

- Fellow freshman Mason Barth has amassed 17 starts at second base thus far in the 2026 season for the Irish. Barth joined the team as the second-ranked shortstop in Indiana and the 12th ranked recruit in the state.

- Freshman Dylan Passo has added several starts at first base in 2026 while Brzustewicz has collected playing time at third base.

### OUTFIELDERS

- Graduate transfer Drew Berkland has served as the anchor for the Irish in the outfield in 2026. A four-year player at the University of Minnesota, he collected 92 career hits over three seasons with 18 home runs, 70 RBI and 62 runs scored. Berkland played in all 52 of Minnesota's games in 2025 and had a .293 batting average with 10 doubles, 14 home runs and a team-best 53 RBI.

- Sophomores Jayce Lee and Bino Watters along with junior Davis Johnson will provide veteran experience in the outfield.

- One of the breakout players to watch by D1Baseball, Lee is in line to start in right field for the Irish. Lee tallied 22 hits over 36 appearances with 20 runs scored, a double, two triples and four home runs. Over the summer, he slashed .330/.421/.468 with 13 doubles and 13 stolen bases in the Northwoods League with the Kalamazoo Growlers.

- Watters made 19 appearances in the outfield in 2025 and split time between left and right field for the Irish. A Freshman All-America Second Team selection by D1Baseball and a 2025 ACC All-Freshman Team honoree a season ago, Watters made 44 total appearances in his rookie season. He hit .317 on the year with a .549 slugging percentage after amassing 52 hits, nine doubles, a triple and nine homers with 39 RBI.

- Johnson will likely split time between the outfield and catching. He mostly split time between catching and serving as

the DH in 2025 with one appearance in the outfield in his sophomore season. Johnson put up a .281 batting average and a .492 slugging percentage a year ago with 38 runs, six doubles, seven home runs and 28 RBI.

- Freshman Brandon Logan will be in the mix in the outfield for the Irish as well after joining the baseball team as one of the highest-ranked outfield recruits in the country.

### STARTING PITCHERS

- Junior RHP Jack Radel, freshman LHP Caden Crowell and graduate student RHP Ty Uber are set to get the nod for the starting rotation during opening weekend.

- Radel was named as a Preseason All-America Third Team selection for the 2026 season by the NCBWA. He was an All-ACC performer in his sophomore season and earned ACC Pitcher of the Week honors after posting a career-best 12 strikeouts over 7.0 innings of work in a win over California. He registered 70.1 innings pitched with 13 starts and 60 strikeouts in 2025 for the Irish.

- Radel earned ACC Pitcher of the Week honors on February 23 after throwing six perfect innings against UCF and striking out nine on just 68 pitches.

- Crowell was named as the 2025 Indiana Baseball Player of the Year by Prep Baseball Indiana. The lefty true freshman gave up just two earned runs over 55 innings while racking up 97 strikeouts and only 11 walks in his senior season in high school. He posted a perfect 6-0 record, a 0.53 WHIP, did not allow an extra-base-hit or any stolen bases the entire spring and held opponents to a .098 batting average. He was key to helping Valparaiso High School to their first-ever IHSAA State Championship in 2025. His father, Jim, played 13 years of professional baseball, having stints with the Cincinnati Reds, Philadelphia Phillies, Florida Marlins and Toronto Blue Jays organizations.

- Uber was a two-time Pac-12 Champion during his time at Stanford. He joins the Irish with 15 starts and 55 total appearances under his belt in three seasons with the Cardinal. He tallied three saves and struck out 29 batters in 35.0 innings of work during the 2025 season. He was named as a Notre Dame Breakout Player to Watch by D1Baseball.

- RHP Kellan Klosterman and RHP DJ Helwig each earned starts in 2025. Klosterman was tabbed as the midweek starter for the Irish on five occasions and made eight appearances in relief in his freshman season in South Bend. He recorded 22 strikeouts over 25.1 innings



## 2026 Notre Dame Baseball IRISH INSIGHT

of work with a 1-1 record in his rookie campaign. Helwig earned the start for game two against Virginia Tech and tacked on nine appearances in relief in his sophomore season. Helwig posted 23 strikeouts in 20.2 innings while going 2-1 on the bump in 2025.

### RELIEF PITCHERS

- RHP Oisin Lee, RHP Chase Van Ameyde, RHP DJ Helwig, RHP Xavier Hirsch and RHP Radek Birkholz all made relief appearances in 2025.

- Oisin Lee was listed among the top relief pitchers in the nation ahead of the 2026 season. He was ranked in the D1Baseball position list and was on the NBCWA Stopper of the Year Preseason Watch List. A Notre Dame Breakout Player to Watch according to D1Baseball, Lee is in line to be the closer for the Irish in 2026. He held opponents to a .194 batting average over the summer with North Shore in the NECBL.

- Chase Van Ameyde picked up a save and 31 strikeouts in just 23.2 innings a season ago for the Irish. Van Ameyde was also named as a Notre Dame Breakout Player to Watch by D1Baseball, he could be a two-way player for the Irish in 2026 with appearances both out of the bullpen and at first base.

- Transfer LHP Noah Rooney made 22 appearances and struck out 36 batters while posting a 4-1 record in 2025 at Minnesota. Over three seasons with the Golden Gophers, Rooney amassed 108.2 innings of work over 56 appearances with 80 strikeouts.

- Transfer RHP Eli Thurmond won a pair of NCAA Division II National Championships at the University of Tampa. He made 19 total appearances in 2025 with his sole start coming in the national championship game win. He allowed just one run on four hits with a pair of strikeouts over 4.1 innings of work as Tampa repeated as NCAA Division II Champions in 2025.

- Freshman RHP Will Jaisle will work out of the bullpen for the Irish.

### ROSTER BREAKDOWN

#### CLASS

- Freshmen - 12
- Sophomores - 10
- Juniors - 6
- Seniors - 2
- Graduate Student - 1
- Graduate Student Transfers - 5

#### POSITION

- Infielders - 8
- Outfielders - 6
- Catchers - 5
- Right-Handed Pitchers - 13
- Left-Handed Pitchers - 5

### STATE

- Indiana - 5
- Florida - 3
- Illinois - 3
- Massachusetts - 3
- Michigan - 3
- California - 2
- Minnesota - 3
- New Jersey - 2
- Ohio - 2
- Pennsylvania - 2
- South Dakota - 2
- Colorado - 1
- Connecticut - 1
- Kentucky - 1
- Rhode Island - 1
- Texas - 1
- Washington - 1

### SEASON SNAPSHOTS

#### No. 13 NORTH CAROLINA (Mar. 28-29)

- **Mar. 28 Game One** - A late-inning push by North Carolina saw the visiting side take a 6-5 decision in game one. Jack Radel struck out 10 batters over 6.0 innings in a no-decision outing. Noah Coy went 3-for-4 at the dish with a home run, a triple, two runs and an RBI. Davis Johnson and Jayce Lee each belted a home run for the Irish.

- **Mar. 28 Game Two** - Notre Dame tied the game 5-5 in the bottom of the fifth, but North Carolina again had the late-inning response in a 13-7 setback for the Irish. Bino Watters went 3-for-4 with a double, a triple and a home run. Watters added a walk, two RBI and two runs. Mark Quatrani was 2-for-5 with a home run. Xavier Hirsch had two strikeouts but suffered the pitching decision on the mound.

- **Mar. 29** - The Irish took a 7-4 lead through four innings of play, but the Tar Heels took the game by a 15-10 final score. The 10-run output was tied for the most earned runs scored against UNC in ACC play to-date in the 2026 season. Drew Berkland went 3-for-3 with two doubles, two runs and an RBI. Noah Coy went 2-for-4 at the dish with a home run, three RBI and two runs scored. Ty Uber struck out three over four innings of work and shouldered the decision on the mound. Dylan Singleton went 3.0 with five strikeouts.

#### WESTERN MICHIGAN (Mar. 24)

- Mark Quatrani, Bino Watters and Jayce Lee each belted a home run as the Irish took a 14-3 (7 innings) win over Western Michigan. Kellan Klosterman struck out a pair in the start while Aiden Zerr earned his first collegiate pitching win in relief after 2.1 innings of work with two strikeouts.



#### No. 19 CLEMSON (Mar. 20-22)

- **Mar. 20** - Jack Radel struck out eight, allowed just four singles and did not surrender a walk on his way to a complete-game shutout in a 6-0 Irish win over No. 19 Clemson in game one. Jamie Zee had a three-run home run and Mason Barth added a solo home run and scored twice to help pace the Irish offense.

- **Mar. 21** - Notre Dame used a dramatic walk-off moment as the Irish came back from a 7-5 deficit in the eighth inning to win 8-7 over No. 19 Clemson. A bases-loaded situation in the bottom of the ninth saw Notre Dame break a 7-7 tie and win at home to secure the series. Drew Berkland was 3-for-4 at the plate with a double, a home run, two runs scored and an RBI. Mark Quatrani went 2-for-5 with a double, two runs and an RBI.

- **Mar. 22** - The Irish struck first and never trailed in a 7-4 win on Sunday to secure the sweep over the Tigers. Drew Berkland went 2-for-4 with a double and three runs scored. Noah Coy added two hits and drove in two. Ty Uber earned the win on the bump after going 5.0 with six strikeouts and one run allowed. Eli Thurmond closed out the final 1.0 of the game and recorded a strikeout.

#### LOUISVILLE (Mar. 13-15)

- **Mar. 13** - Down 6-0 in the third inning, the Notre Dame baseball team outscored Louisville 14-5 to take a 14-11 win in the series opener. The Irish scored 10 runs, including two grand slams (Noah Coy, Davis Johnson), without an out being recorded in the fourth. Will Jaisle picked up the win in relief after going 1.1 with two strikeouts and not allowing a hit. The victory was win 100 for head coach Shawn Stiffler in his time at Notre Dame.



## 2026 Notre Dame Baseball IRISH INSIGHT

- **Mar. 14** - A back-and-forth game saw the Irish team come up just short in an 8-7 setback in game two. Parker Brzustewicz and Mason Barth each collected three hits in the game. Xavier Hirsch shouldered the loss in relief.

- **Mar. 15** - Notre Dame fell in a 21-12 final at Louisville in the series rubber match. Davis Johnson capped off a stellar weekend at the plate with two home runs to finish the series with four home runs, 13 RBI, 19 total bases, a 1.267 slugging percentage and a 1.705 OPS. Eli Thurmond suffered the loss on the bump.

### QUEENS (Mar. 10)

- Notre Dame scored five unanswered runs in the eighth and ninth innings to take an 11-6 win over the Royals. Mark Quatrani went 4-for-5 at the plate with an RBI and two runs scored. Jamie Zee scored three times and had a solo home run for the Irish. Oisín Lee went 1.1 on the bump and took the win in relief.

### DUKE (Mar. 6-8)

- **Mar. 6** - The Irish put a run on the scoreboard in the top of the third and erupted for five runs on three homers in the fifth en route to a 10-4 win in game one of the series at Duke. Jamie Zee belted his first collegiate home run in the victory. Jack Radel continued his stellar start to the season with 7.0 innings pitched (92 pitches), nine strikeouts and one run allowed.


- **Mar. 7** - Notre Dame responded to an early run by the Blue Devils with a three-spot in the top of the second. A ninth-inning rally by Duke, however, saw the Blue Devils use three runs in the final frame to take a 6-5 decision. Noah Coy had a triple and drove in three of the team's five runs.

- **Mar. 8** - Drew Berkland got it done on both sides of the field to help lift the Notre Dame baseball team to a 2-0 win over Duke to capture the opening ACC series of the year. The grad transfer outfielder had a diving catch with a runner on base in the scoreless fourth inning, hit a solo home run in the top of the sixth for the first run of the game, and made a leaping catch at the fence with two runners on and two outs in the bottom half of the sixth to keep Duke off the scoreboard. Ty Uber had a career-high eight strikeouts and allowed zero runs on two singles in a shared shutout on the mound. Noah Rooney earned a gutsy save with a strikeout looking after Duke put two runners in scoring position in the ninth.

### EASTERN MICHIGAN (Mar. 6)

- The Irish responded to an early deficit with a seven-run third inning en

route to an 11-1 (8 inn.) win in their home opener. Jayce Lee led the offense with two triples and scored three times. Xavier Hirsch earned the win in relief after going 2.2 innings. with three strikeouts.



### HOLIDAY INN CLASSIC (Feb. 27-Mar. 1)

- **ALABAMA A&M** - The Irish posted ten runs in the first three innings and never looked back in a 19-2 win in seven innings against Alabama A&M in the first-ever meeting between the two teams. Jack Radel earned the win on the bump after going 6.0 innings with 10 strikeouts.

- **UIC** - Brandon Logan used a game-ending grand slam to help lift the Notre Dame baseball team to a 14-3 (8 innings) win. Mark Quatrani added a homer. Caden Crowell picked up the win on the mound while Noah Rooney earned a save.

- **TENNESSEE TECH** - Bino Watters belted two home runs and drove in four, and Mark Quatrani added a grand slam with five RBIs in the win. Jayce Lee went 4-for-5 at the dish, and Ty Uber earned the win.

### LIVE LIKE LOU JAX CLASSIC (Feb. 20-22)

- **UCF** - Jack Radel used 68 pitches to strikeout nine batters and retire all 18 batters he faced in a perfect 6.0 innings of work. UCF tied the game in the ninth before taking the game by a 4-2 score in 10 innings. Dylan Passo belted the first home run of his collegiate career.

- **LSU** - The No. 2 Tigers took a lead early in a 9-4 final. The Irish outscored LSU 4-3 over the final five innings of play as Jayce Lee notched a home run. Mark Quatrani and Noah Coy both went 2-for-4 at the plate and scored a run for the Irish.

- **INDIANA** - Trailing 8-3 midway through the seventh inning, the Irish plated five runs in the bottom half of the

inning before walking off a 9-8 win in 11 innings. Mark Quatrani went 4-for-6 at the dish with two home runs on the day. Drew Berkland added a 4-for-6 effort of his own with three RBIs, which included the game-tying and game-winning runs.

### FLORIDA ATLANTIC (Feb. 13-15)

- **Feb. 13** - The Irish struck first against the Owls when Jamie Zee drove in Noah Coy from second base with his first career hit and RBI in his first collegiate at-bat. FAU, however, put up seven unanswered runs in a 7-1 final on opening night.

- **Feb. 14** - Notre Dame put the first eight runs on the scoreboard and never looked back in a 14-1 win over FAU to set up a Sunday rubber match showdown. Bino Watters and Jayce Lee each had three hits with a solo homer apiece. Xavier Hirsch posted a career-high six strikeouts and picked up the relief win for the Irish.

- **Feb. 15** - After a scoreless four innings to start the game, the Irish put a pair of runs on the scoreboard in the fifth. Notre Dame tacked on a four-run eighth and a run in the ninth for a 7-1 win to capture the series. Bino Watters tallied his second three-hit game of the weekend, and Ty Uber earned the pitch-count win on the bump in his first start in an Irish uniform.

### IRISH COACHING HISTORY

Coach	W-L-T (Pct.)
Frank Hering	17-7-0 (.708)
Stahl	15-2-0 (.882)
Robert Lynch	17-5-0 (.773)
Harry Arndt	20-5-0 (.800)
Lou Criger	21-2-0 (.913)
Harry Curtis	33-6-0 (.846)
Ed Smith	38-8-0 (.826)
Albert Kelly	17-5-0 (.773)
Fred "Cy" Williams	14-3-0 (.824)
Jesse Harper	61-28-0 (.685)
Gus Dorais	21-10-1 (.672)
Walter Halas	46-21-1 (.684)
George Keogan	68-57-2 (.543)
Tommy Mills	57-20-1 (.737)
Jake Kline	558-449-5 (.554)
Tom Kelly	88-102-1 (.463)
Larry Gallo	157-167-3 (.485)
Pat Murphy	318-116-1 (.732)
Paul Mainieri	533-213-3 (.714)
Dave Schrage	119-104-1 (.533)
Mik Aoki	248-253-1 (.494)
Link Jarrett	86-32 (.729)
Shawn Stiffler	104-79 (.568)



2026 Notre Dame Baseball

**DETAILED SCHEDULE AND RESULTS**

Date	Day	Opponent	Location	Broadcast	Time (ET)	Result	Decision
02.13	Friday	Florida Atlantic	Boca Raton, Fla.	FAUSports	6:30 p.m.	L, 7-1	L: Radel (0-1)
02.14	Saturday	Florida Atlantic	Boca Raton, Fla.	FAUSports	4:00 p.m.	W, 14-1	W: Hirsch (1-0)
02.15	Sunday	Florida Atlantic	Boca Raton, Fla.	FAUSports	12:00 p.m.	W, 7-1	W: Uber (1-0)
02.20	Friday	UCF	Jacksonville, Fla.	DIBaseball	6:00 p.m.	L, 4-2 (10 inn.)	L: Van Ameyde (0-1)
02.21	Saturday	LSU	Jacksonville, Fla.	DIBaseball	12:00 p.m.	L, 9-4	L: Crowell (0-1)
02.22	Sunday	Indiana	Jacksonville, Fla.	DIBaseball	11:00 a.m.	W, 9-8 (11 inn.)	W: O. Lee (1-0)
02.27	Friday	Alabama A&M	Cookeville, Tenn.		12:00 p.m.	W, 19-2 (7 inn.)	W: Radel (1-1)
02.28	Saturday	UIC	Cookeville, Tenn.		12:00 p.m.	W, 14-2 (8 inn.)	W: Crowell (1-1)   S: Rooney (1)
03.01	Sunday	Tennessee Tech	Cookeville, Tenn.	ESPN+	3:00 p.m.	W, 11-0 (8 inn.)	W: Uber (2-0)
<b>03.03</b>	<b>Tuesday</b>	<b>Eastern Michigan</b>	<b>South Bend, Ind.</b>		<b>4:30 p.m.</b>	W, 11-0 (8 inn.)	W: Hirsch (2-0)
03.06	Friday	Duke	Durham, N.C.	ACCNX	5:00 p.m.	W, 10-4-	W: Radel (2-1)
03.07	Saturday	Duke	Durham, N.C.	ACCNX	1:00 p.m.	L, 6-5	L: Rooney (0-1)
03.08	Sunday	Duke	Durham, N.C.	ACCNX	1:00 p.m.	W, 2-0	W: Uber (3-0)   S: Rooney (2)
03.10	Tuesday	Queens	Charlotte, N.C.	ESPN+	6:00 p.m.	W, 11-6	W: O. Lee (2-0)
03.13	Friday	Louisville	Louisville, Ky.	ACCNX	6:00 p.m.	W, 14-11	W: Jaisle (1-0)
03.14	Saturday	Louisville	Louisville, Ky.	ACCN	6:00 p.m.	L, 8-7	L: Hirsch (2-1)
03.15	Sunday	Louisville	Louisville, Ky.	ACCNX	1:00 p.m.	L, 21-12	L: Thurmond (0-1)
<b>03.17</b>	<b>Tuesday</b>	<b>Central Michigan</b>	<b>South Bend, Ind.</b>		<b>4:30 p.m.</b>	<b>postponed</b>	-
<b>03.20</b>	<b>Friday</b>	<b>Clemson</b>	<b>South Bend, Ind.</b>	<b>ACCNX</b>	<b>4:30 p.m.</b>	W, 6-0-	W: Radel (3-1)
<b>03.21</b>	<b>Saturday</b>	<b>Clemson</b>	<b>South Bend, Ind.</b>		<b>2:00 p.m.</b>	W, 8-7	W: Thurmond (1-1)
<b>03.22</b>	<b>Sunday</b>	<b>Clemson</b>	<b>South Bend, Ind.</b>		<b>1:00 p.m.</b>	W, 7-4	W: Uber (4-0)
<b>03.24</b>	<b>Tuesday</b>	<b>Western Michigan</b>	<b>South Bend, Ind.</b>		<b>4:30 p.m.</b>	W, 14-3 (7 inn.)	W: Zerr (1-0)
<b>03.28</b>	<b>Saturday</b>	<b>North Carolina</b>	<b>South Bend, Ind.</b>	<b>ACCNX</b>	<b>1:00 p.m.</b>	L, 6-5	L: Rooney (0-2)
<b>03.28</b>	<b>Saturday</b>	<b>North Carolina</b>	<b>South Bend, Ind.</b>	<b>ACCNX</b>	<b>5:00 p.m.</b>	L, 13-7	L: Hirsch (2-2)
<b>03.29</b>	<b>Sunday</b>	<b>North Carolina</b>	<b>South Bend, Ind.</b>	<b>ACCNX</b>	<b>1:00 p.m.</b>	L, 15-10	L: Uber (4-1)
04.02	Thursday	NC State	Raleigh, N.C.	ACCNX	6:00 p.m.	-	-
04.03	Friday	NC State	Raleigh, N.C.	ACCNX	6:00 p.m.	-	-
04.04	Saturday	NC State	Raleigh, N.C.	ACCNX	2:00 p.m.	-	-
<b>04.08</b>	<b>Wednesday</b>	<b>Michigan State</b>	<b>South Bend, Ind.</b>	<b>ACCN</b>	<b>5:30 p.m.</b>	-	-
<b>04.10</b>	<b>Friday</b>	<b>Virginia</b>	<b>South Bend, Ind.</b>	<b>ACCNX</b>	<b>5:30 p.m.</b>	-	-
<b>04.11</b>	<b>Saturday</b>	<b>Virginia</b>	<b>South Bend, Ind.</b>	<b>ACCNX</b>	<b>2:00 p.m.</b>	-	-
<b>04.12</b>	<b>Sunday</b>	<b>Virginia</b>	<b>South Bend, Ind.</b>	<b>ACCNX</b>	<b>1:00 p.m.</b>	-	-
<b>04.14</b>	<b>Tuesday</b>	<b>Valparaiso</b>	<b>South Bend, Ind.</b>	<b>ACCNX</b>	<b>5:30 p.m.</b>	-	-
04.17	Friday	Florida State	Tallahassee, Fla.	ACCNX	6:00 p.m.	-	-
04.18	Saturday	Florida State	Tallahassee, Fla.	ACCNX	2:00 p.m.	-	-
04.19	Sunday	Florida State	Tallahassee, Fla.	ACCNX	1:00 p.m.	-	-
04.22	Wednesday	Michigan State	East Lansing, Mich.		TBA	-	-
<b>04.24</b>	<b>Friday</b>	<b>Boston College</b>	<b>South Bend, Ind.</b>		<b>6:30 p.m.</b>	-	-
<b>04.25</b>	<b>Saturday</b>	<b>Boston College</b>	<b>South Bend, Ind.</b>		<b>2:00 p.m.</b>	-	-
<b>04.26</b>	<b>Sunday</b>	<b>Boston College</b>	<b>South Bend, Ind.</b>		<b>1:00 p.m.</b>	-	-
<b>04.29</b>	<b>Wednesday</b>	<b>Milwaukee</b>	<b>South Bend, Ind.</b>	<b>ACCNX</b>	<b>6:30 p.m.</b>	-	-
<b>05.01</b>	<b>Friday</b>	<b>Stanford</b>	<b>South Bend, Ind.</b>	<b>ACCNX</b>	<b>6:30 p.m.</b>	-	-
<b>05.02</b>	<b>Saturday</b>	<b>Stanford</b>	<b>South Bend, Ind.</b>	<b>ACCNX</b>	<b>2:00 p.m.</b>	-	-
<b>05.03</b>	<b>Sunday</b>	<b>Stanford</b>	<b>South Bend, Ind.</b>	<b>ACCNX</b>	<b>1:00 p.m.</b>	-	-
<b>05.08</b>	<b>Friday</b>	<b>Oakland</b>	<b>South Bend, Ind.</b>	<b>ACCNX</b>	<b>6:30 p.m.</b>	-	-
<b>05.09</b>	<b>Saturday</b>	<b>Oakland</b>	<b>South Bend, Ind.</b>	<b>ACCNX</b>	<b>2:00 p.m.</b>	-	-
<b>05.10</b>	<b>Sunday</b>	<b>Oakland</b>	<b>South Bend, Ind.</b>	<b>ACCNX</b>	<b>1:00 p.m.</b>	-	-
05.12	Tuesday	Dayton	Mason, Ohio		6:00 p.m.	-	-
05.14	Thursday	Pittsburgh	Pittsburgh, Pa.		6:00 p.m.	-	-
05.15	Friday	Pittsburgh	Pittsburgh, Pa.		3:00 p.m.	-	-
05.16	Saturday	Pittsburgh	Pittsburgh, Pa.		1:00 p.m.	-	-
05.19-24		ACC Tournament	Charlotte, N.C.				



# GAME-BY-GAME STARTING LINEUPS - BATTING

Date	Opponent	1	2	3	4	5	6	7	8	9	SP
02.13	Florida Atlantic	Berkland	Watters	Quatrani	Brzustewicz	Johnson	J. Lee	Coy	Passo	Zee	Radel
02.14	Florida Atlantic	Berkland	Watters	Quatrani	Brzustewicz	Johnson	J. Lee	Coy	Passo	Zee	Crowell
02.15	Florida Atlantic	Berkland	Watters	Quatrani	Brzustewicz	J. Lee	Coy	Van Ameyde	Passo	Barth	Uber
02.20	UCF	Berkland	Watters	Quatrani	Brzustewicz	J. Lee	Coy	Barth	Passo	Zee	Radel
02.21	LSU	Berkland	Watters	Quatrani	Brzustewicz	J. Lee	Coy	Van Ameyde	Passo	Zee	Crowell
02.22	Indiana	Berkland	Watters	Quatrani	Brzustewicz	J. Lee	Coy	Van Ameyde	Passo	Zee	Uber
02.27	Alabama A&M	Berkland	Coy	Quatrani	Watters	J. Lee	Brzustewicz	Passo	Zee	Logan	Radel
02.28	UIC	Berkland	Coy	Quatrani	Watters	J. Lee	Brzustewicz	Barth	Zee	Logan	Crowell
03.01	Tennessee Tech	Berkland	Coy	Quatrani	Watters	J. Lee	Brzustewicz	Barth	Zee	Logan	Uber
<b>03.03</b>	<b>Eastern Michigan</b>	Berkland	Coy	Quatrani	Watters	J. Lee	Brzustewicz	Barth	Passo	Logan	Zerr
03.06	Duke	Berkland	Coy	Quatrani	Watters	J. Lee	Brzustewicz	Johnson	Barth	Zee	Radel
03.07	Duke	Berkland	Coy	Quatrani	Watters	J. Lee	Brzustewicz	Johnson	Barth	Zee	Crowell
03.08	Duke	Berkland	Coy	Quatrani	Watters	J. Lee	Brzustewicz	Johnson	Barth	Zee	Uber
03.10	Queens	Berkland	Coy	Quatrani	Watters	J. Lee	Brzustewicz	Barth	Miranda	Zee	Zerr
03.13	Louisville	Berkland	Coy	Quatrani	Watters	Brzustewicz	J. Lee	Johnson	Barth	Zee	Radel
03.14	Louisville	Berkland	Coy	Quatrani	Watters	Brzustewicz	J. Lee	Johnson	Barth	Zee	Crowell
03.15	Louisville	Berkland	Coy	Quatrani	Watters	Brzustewicz	J. Lee	Johnson	Barth	Zee	Uber
<b>03.20</b>	<b>Clemson</b>	Berkland	Coy	Quatrani	Watters	Brzustewicz	Johnson	J. Lee	Barth	Zee	Radel
<b>03.21</b>	<b>Clemson</b>	Berkland	Coy	Quatrani	Watters	Brzustewicz	Johnson	J. Lee	Barth	Zee	Crowell
<b>03.22</b>	<b>Clemson</b>	Berkland	Coy	Quatrani	Watters	Johnson	J. Lee	Brzustewicz	Barth	Zee	Uber
<b>03.24</b>	<b>Western Michigan</b>	Berkland	Coy	Quatrani	Watters	Johnson	J. Lee	Passo	Barth	Zee	Klosterman
<b>03.28</b>	<b>North Carolina</b>	Berkland	Coy	Quatrani	Watters	Johnson	J. Lee	Brzustewicz	Barth	Zee	Radel
<b>03.28</b>	<b>North Carolina</b>	Berkland	Coy	Quatrani	Watters	Johnson	J. Lee	Brzustewicz	Barth	Zee	Crowell
<b>03.29</b>	<b>North Carolina</b>	Berkland	Coy	Quatrani	Watters	Johnson	J. Lee	Brzustewicz	Barth	Zee	Uber
04.02	NC State	-	-	-	-	-	-	-	-	-	-
04.03	NC State	-	-	-	-	-	-	-	-	-	-
04.04	NC State	-	-	-	-	-	-	-	-	-	-
<b>04.08</b>	<b>Michigan State</b>	-	-	-	-	-	-	-	-	-	-
<b>04.10</b>	<b>Virginia</b>	-	-	-	-	-	-	-	-	-	-
<b>04.11</b>	<b>Virginia</b>	-	-	-	-	-	-	-	-	-	-
<b>04.12</b>	<b>Virginia</b>	-	-	-	-	-	-	-	-	-	-
<b>04.14</b>	<b>Valparaiso</b>	-	-	-	-	-	-	-	-	-	-
04.17	Florida State	-	-	-	-	-	-	-	-	-	-
04.18	Florida State	-	-	-	-	-	-	-	-	-	-
04.19	Florida State	-	-	-	-	-	-	-	-	-	-
04.22	Michigan State	-	-	-	-	-	-	-	-	-	-
<b>04.24</b>	<b>Boston College</b>	-	-	-	-	-	-	-	-	-	-
<b>04.25</b>	<b>Boston College</b>	-	-	-	-	-	-	-	-	-	-
<b>04.26</b>	<b>Boston College</b>	-	-	-	-	-	-	-	-	-	-
<b>04.29</b>	<b>Milwaukee</b>	-	-	-	-	-	-	-	-	-	-
<b>05.01</b>	<b>Stanford</b>	-	-	-	-	-	-	-	-	-	-
<b>05.02</b>	<b>Stanford</b>	-	-	-	-	-	-	-	-	-	-
<b>05.03</b>	<b>Stanford</b>	-	-	-	-	-	-	-	-	-	-
<b>05.08</b>	<b>Oakland</b>	-	-	-	-	-	-	-	-	-	-
<b>05.09</b>	<b>Oakland</b>	-	-	-	-	-	-	-	-	-	-
<b>05.10</b>	<b>Oakland</b>	-	-	-	-	-	-	-	-	-	-
05.12	Dayton	-	-	-	-	-	-	-	-	-	-
05.14	Pittsburgh	-	-	-	-	-	-	-	-	-	-
05.15	Pittsburgh	-	-	-	-	-	-	-	-	-	-
05.16	Pittsburgh	-	-	-	-	-	-	-	-	-	-
05.19-05.24	ACC Tournament	-	-	-	-	-	-	-	-	-	-



# GAME-BY-GAME STARTING LINEUPS - POSITIONAL

Date	Opponent	SP	C	1B	2B	3B	SS	LF	CF	RF	DH
02.13	Florida Atlantic	Radel	Johnson	Passo	Zee	Brzustewicz	Coy	Watters	Berkland	J. Lee	Quatrani
02.14	Florida Atlantic	Crowell	Quatrani	Passo	Zee	Brzustewicz	Coy	Johnson	Berkland	J. Lee	Watters
02.15	Florida Atlantic	Uber	Quatrani	Passo	Barth	Brzustewicz	Coy	Watters	Berkland	J. Lee	Van Ameyde
02.20	UCF	Radel	Quatrani	Brzustewicz	Barth	Zee	Coy	Watters	Berkland	J. Lee	Passo
02.21	LSU	Crowell	Quatrani	Passo	Zee	Brzustewicz	Coy	Watters	Berkland	J. Lee	Van Ameyde
02.22	Indiana	Uber	Quatrani	Passo	Zee	Brzustewicz	Coy	Watters	Berkland	J. Lee	Van Ameyde
02.27	Alabama A&M	Radel	Quatrani	Passo	Zee	Brzustewicz	Coy	Berkland	Logan	J. Lee	Watters
02.28	UIC	Crowell	Quatrani	Brzustewicz	Barth	Zee	Coy	Berkland	Logan	J. Lee	Watters
03.01	Tennessee Tech	Uber	Quatrani	Brzustewicz	Barth	Zee	Coy	Berkland	Logan	J. Lee	Watters
<b>03.03</b>	<b>Eastern Michigan</b>	Zerr	Quatrani	Passo	Barth	Brzustewicz	Coy	Berkland	Logan	J. Lee	Watters
03.06	Duke	Radel	Quatrani	Brzustewicz	Barth	Zee	Coy	Watters	Berkland	J. Lee	Johnson
03.07	Duke	Crowell	Quatrani	Brzustewicz	Barth	Zee	Coy	Watters	Berkland	J. Lee	Johnson
03.08	Duke	Uber	Quatrani	Brzustewicz	Barth	Zee	Coy	Watters	Berkland	J. Lee	Johnson
03.10	Queens	Zerr	Miranda	Brzustewicz	Barth	Zee	Coy	Watters	Berkland	J. Lee	Quatrani
03.13	Louisville	Radel	Quatrani	Brzustewicz	Barth	Zee	Coy	Watters	Berkland	J. Lee	Johnson
03.14	Louisville	Crowell	Quatrani	Brzustewicz	Barth	Zee	Coy	Watters	Berkland	J. Lee	Johnson
03.15	Louisville	Uber	Quatrani	Brzustewicz	Barth	Zee	Coy	Watters	Berkland	J. Lee	Johnson
<b>03.20</b>	<b>Clemson</b>	Radel	Quatrani	Brzustewicz	Barth	Zee	Coy	Watters	Berkland	J. Lee	Johnson
<b>03.21</b>	<b>Clemson</b>	Crowell	Quatrani	Brzustewicz	Barth	Zee	Coy	Watters	Berkland	J. Lee	Johnson
<b>03.22</b>	<b>Clemson</b>	Uber	Quatrani	Brzustewicz	Barth	Zee	Coy	Watters	Berkland	J. Lee	Johnson
<b>03.24</b>	<b>Western Michigan</b>	Klosterman	Quatrani	Passo	Barth	Zee	Coy	Watters	Berkland	J. Lee	Johnson
<b>03.28</b>	<b>North Carolina</b>	Radel	Quatrani	Brzustewicz	Barth	Zee	Coy	Watters	Berkland	J. Lee	Johnson
<b>03.28</b>	<b>North Carolina</b>	Crowell	Johnson	Brzustewicz	Barth	Zee	Coy	Watters	Berkland	J. Lee	Quatrani
<b>03.29</b>	<b>North Carolina</b>	Uber	Quatrani	Brzustewicz	Barth	Zee	Coy	Watters	Berkland	J. Lee	Johnson
04.02	NC State	-	-	-	-	-	-	-	-	-	-
04.03	NC State	-	-	-	-	-	-	-	-	-	-
04.04	NC State	-	-	-	-	-	-	-	-	-	-
<b>04.08</b>	<b>Michigan State</b>	-	-	-	-	-	-	-	-	-	-
<b>04.10</b>	<b>Virginia</b>	-	-	-	-	-	-	-	-	-	-
<b>04.11</b>	<b>Virginia</b>	-	-	-	-	-	-	-	-	-	-
<b>04.12</b>	<b>Virginia</b>	-	-	-	-	-	-	-	-	-	-
<b>04.14</b>	<b>Valparaiso</b>	-	-	-	-	-	-	-	-	-	-
04.17	Florida State	-	-	-	-	-	-	-	-	-	-
04.18	Florida State	-	-	-	-	-	-	-	-	-	-
04.19	Florida State	-	-	-	-	-	-	-	-	-	-
04.22	Michigan State	-	-	-	-	-	-	-	-	-	-
<b>04.24</b>	<b>Boston College</b>	-	-	-	-	-	-	-	-	-	-
<b>04.25</b>	<b>Boston College</b>	-	-	-	-	-	-	-	-	-	-
<b>04.26</b>	<b>Boston College</b>	-	-	-	-	-	-	-	-	-	-
<b>04.29</b>	<b>Milwaukee</b>	-	-	-	-	-	-	-	-	-	-
<b>05.01</b>	<b>Stanford</b>	-	-	-	-	-	-	-	-	-	-
<b>05.02</b>	<b>Stanford</b>	-	-	-	-	-	-	-	-	-	-
<b>05.03</b>	<b>Stanford</b>	-	-	-	-	-	-	-	-	-	-
<b>05.08</b>	<b>Oakland</b>	-	-	-	-	-	-	-	-	-	-
<b>05.09</b>	<b>Oakland</b>	-	-	-	-	-	-	-	-	-	-
<b>05.10</b>	<b>Oakland</b>	-	-	-	-	-	-	-	-	-	-
05.12	Dayton	-	-	-	-	-	-	-	-	-	-
05.14	Pittsburgh	-	-	-	-	-	-	-	-	-	-
05.15	Pittsburgh	-	-	-	-	-	-	-	-	-	-
05.16	Pittsburgh	-	-	-	-	-	-	-	-	-	-
05.19-05.24	ACC Tournament	-	-	-	-	-	-	-	-	-	-



# 2026 Notre Dame Baseball NCAA STAT RANKINGS - 2026

Notre Dame - 2025-26 Baseball Ranking Summary thru games 03/31/2026

Statistic	National Rank	Conference Rank	Value	National Leader	Value	Conference Leader	Value
Base on Balls (300 ranked)	158	15	123	Pittsburgh	217	Pittsburgh	217
Batting Average (300 ranked)	32	5	0.308	Georgia Tech	0.365	Georgia Tech	0.365
Double Plays (296 ranked)	289	16	9	Tarleton St. Texas St.	32 32	California	27
Double Plays Per Game (298 ranked)	297	16	0.38	Tarleton St. Texas St.	1.14 1.14	California	1.00
Doubles (300 ranked)	221	16	41	Texas Tech	83	Georgia Tech	72
Doubles Per Game (300 ranked)	172	13	1.71	Texas Tech	2.96	Georgia Tech	2.67
Earned Run Average (300 ranked)	119	13	5.46	Auburn	2.70	North Carolina	3.45
Fielding Percentage (300 ranked)	74	4	0.975	UIW	0.987	North Carolina	0.983
Hit Batters (300 ranked)	297	15	20	Alabama A&M	75	Duke	57
Hit by Pitch (298 ranked)	149	8	38	Winthrop	79	North Carolina	51
Hits (300 ranked)	106	12	263	Texas Tech	364	Georgia Tech	344
Hits Allowed Per Nine Innings (300 ranked)	162	13	9.75	Oregon	5.81	Clemson	7.03
Home Runs (300 ranked)	46	9	39	Georgia	87	Pittsburgh	63
Home Runs Per Game (300 ranked)	25	6	1.63	Georgia	2.90	Pittsburgh	2.33
On Base Percentage (300 ranked)	51	10	0.411	Georgia Tech	0.488	Georgia Tech	0.488
Runs (298 ranked)	79	12	210	Georgia Tech	307	Georgia Tech	307
Sacrifice Bunts (291 ranked)	180	4	9	James Madison	37	Boston College	27
Sacrifice Flies (299 ranked)	42	6	16	South Fla.	26	NC State	24
Scoring (300 ranked)	23	6	8.8	Georgia Tech	11.4	Georgia Tech	11.4
Shutouts (73 ranked)	73	6	1	Florida Oregon Southern California	6 6 6	Georgia Tech NC State	3 3
Slugging Percentage (300 ranked)	26	6	0.512	Georgia	0.649	Georgia Tech	0.628
Stolen Bases (300 ranked)	277	16	17	VMI	129	Duke	117
Stolen Bases Per Game (300 ranked)	273	16	0.71	VMI	4.61	Duke	3.77
Strikeout-to-Walk Ratio (300 ranked)	59	7	2.34	Auburn	4.23	Clemson	3.41
Strikeouts Per Nine Innings (300 ranked)	94	13	9.0	Oregon St.	13.2	Wake Forest	13.1
Triple Plays (1 ranked)				6 teams tied	1		
Triples (292 ranked)	41	4	8	New Mexico St.	15	Duke	12
Triples Per Game (299 ranked)	28	4	0.33	New Mexico St.	0.56	Duke	0.39
WHIP (300 ranked)	115	13	1.51	Oregon	1.09	Clemson	1.13
WL Pct (300 ranked)	72	10	0.625	UCLA	0.929	North Carolina	0.850
Walks Allowed Per Nine Innings (300 ranked)	53	4	3.86	Texas A&M	2.61	Clemson	3.15



# 2026 Notre Dame Baseball NCAA STAT RANKINGS - 2026

Statistic	Player	National Rank	Conference Rank	Value	National Leader	Value	Conference Leader	Value
Base on Balls (121 ranked)					Tyler Albright, Duke Myles Bailey, Florida St. Lorenzo Carrier, Pittsburgh	35 35 35	Tyler Albright, Duke Myles Bailey, Florida St. Lorenzo Carrier, Pittsburgh	35 35 35
Base on Balls Per Game (146 ranked)	Noah Coy	132	20	0.83	Myles Bailey, Florida St.	1.35	Myles Bailey, Florida St.	1.35
Batting Average (249 ranked)	Mark Quatrani Noah Coy	73 161	10 19	0.389 0.368	Tanner Mally, Western Mich.	0.558	Lorenzo Carrier, Pittsburgh	0.433
Complete Games (10 ranked)	Jack Radel	10	1	1	9 players tied	2	6 players tied	1
Doubles (143 ranked)	Drew Berkland	82	12	10	Carson Kerce, Georgia Tech Troy Sudbrook, Toledo	16 16	Carson Kerce, Georgia Tech	16
Doubles Per Game (145 ranked)	Drew Berkland	54	8	0.42	Troy Sudbrook, Toledo	0.62	Carson Kerce, Georgia Tech	0.59
Earned Run Average (199 ranked)	Jack Radel	65	6	2.41	Matt Sauser, UCF	0.64	Wes Mendes, Florida St.	1.33
Games Started (9 ranked)	Caden Crowell Jack Radel Ty Uber	9 9 9	1 1 1	7 7 7	Colton Sneddon, New Mexico St.	10	27 players tied	7
Hit Batters (138 ranked)					Robbie O'Connor, Northeastern	19	Marcello Mastroianni, Duke	9
Hit By Pitch Per Game (143 ranked)	Mark Quatrani	143	3	0.33	Gabe Springer, San Diego	0.73	Eric Becker, Virginia	0.41
Hit by Pitch (99 ranked)					Tre Phelps, Georgia	20	Eric Becker, Virginia	12
Hits (136 ranked)					Drew Barragan, UNLV Landon Hairston, Arizona St.	53 53	Tague Davis, Louisville Julio Solier, Boston College	47 47
Hits Allowed Per Nine Innings (150 ranked)	Jack Radel	24	3	5.27	Mason Edwards, Southern California	2.45	Wes Mendes, Florida St.	5.09
Hits Per Game (150 ranked)	Mark Quatrani Drew Berkland	48 74	5 9	1.54 1.50	Tanner Mally, Western Mich.	2.09	Jarren Advincula, Georgia Tech	1.70
Home Runs (106 ranked)	Mark Quatrani	70	11	9	Quinton Coats, Cincinnati	20	Tague Davis, Louisville	17
Home Runs Per Game (140 ranked)	Mark Quatrani	41	8	0.38	Quinton Coats, Cincinnati	0.65	Tague Davis, Louisville	0.59
On Base Percentage (147 ranked)	Noah Coy	108	17	0.496	Tanner Mally, Western Mich.	0.661	Lorenzo Carrier, Pittsburgh	0.598
Pitching Appearances (137 ranked)					Trevor Kester-Johnson, Purdue	19	Lucas Hartman, Virginia	16
Runs (141 ranked)	Drew Berkland Mark Quatrani Jayce Lee	108 108 141	25 25 30	31 31 30	Dee Kennedy, Kansas St.	46	Daniel Cuvet, Miami (FL) AJ Nessler, Pittsburgh	41 41
Runs Batted In (137 ranked)	Mark Quatrani	69	12	33	Tague Davis, Louisville	57	Tague Davis, Louisville	57
Runs Batted In Per Game (144 ranked)	Mark Quatrani	33	5	1.38	Tague Davis, Louisville	1.97	Tague Davis, Louisville	1.97
Runs Per Game (149 ranked)	Drew Berkland Mark Quatrani Jayce Lee Noah Coy	40 40 55 102	11 11 15 25	1.29 1.29 1.25 1.17	Johnathan Gomez, FDU	1.68	AJ Nessler, Pittsburgh	1.58
Sacrifice Bunts (77 ranked)	Noah Coy	77	1	4	Blake Barthol, Coastal Carolina Cody Kashimoto, Saint Mary's (CA) Kace Naone, Utah Tech	9 9 9	Noah Coy, Notre Dame Luke Gallo, Boston College Carter Hendrickson, Boston College	4 4 4
Sacrifice Bunts Per Game (135 ranked)	Noah Coy	91	1	0.17	Tucker Biehl, Akron	0.35	Noah Coy, Notre Dame	0.17
Sacrifice Flies (122 ranked)	Drew Berkland Mark Quatrani	122 122	7 7	3 3	Tracer Lopez, Texas Tech Garryn Plummer, FDU	7 7	Bryan West, Miami (FL)	6
Saves (332 ranked)	Noah Rooney	162	8	2	Albert Roblez, Oregon St. Adam Troy, Southern California	9 9	Tyler Kapa, Virginia	6
Slugging Percentage (249 ranked)	Mark Quatrani	53	8	0.726	Landon Hairston, Arizona St.	1.027	Lorenzo Carrier, Pittsburgh	0.967
Stolen Bases (136 ranked)					Terence Grines, UT Martin	31	Lucas Moore, Louisville Javar Williams, Wake Forest	20 20
Stolen Bases Per Game (147 ranked)					Terence Grines, UT Martin	1.11	Lucas Moore, Louisville Javar Williams, Wake Forest	0.69 0.69
Strikeout-to-Walk Ratio (148 ranked)	Jack Radel	23	2	7.71	Kyle Froehlich, Texas St.	18.00	AJ Ciscar, Miami (FL)	13.00
Strikeouts (136 ranked)	Jack Radel	26	4	54	Dax Whitney, Oregon St.	78	Chris Levonas, Wake Forest	66
Strikeouts Per Nine Innings (149 ranked)	Jack Radel	59	9	11.85	Dax Whitney, Oregon St.	17.26	Chris Levonas, Wake Forest	16.05
Total Bases (133 ranked)	Mark Quatrani	102	17	69	Quinton Coats, Cincinnati Landon Hairston, Arizona St.	116 116	Tague Davis, Louisville	108
Toughest to Strike Out (150 ranked)	Noah Coy	97	5	9.7	Tanner Mally, Western Mich.	43.0	Rett Johnson, NC State	12.1
Triples (79 ranked)	Noah Coy Jayce Lee	22 79	4 8	3 2	Drew Barragan, UNLV	6	RJ Hamilton, Duke Jake Schaffner, North Carolina Jack Toomey, Boston College	4 4 4



# NCAA STAT RANKINGS - 2026

Statistic	Player	National Rank	Conference Rank	Value	National Leader	Value	Conference Leader	Value
Triples Per Game (131 ranked)	Noah Coy Jayce Lee	30 124	4 10	0.13 0.08	Drew Barragan, UNLV	0.21	RJ Hamilton, Duke	0.14
Victories (51 ranked)	Ty Uber	51	7	4	Logan Reddemann, UCLA	7	Chris Levonas, Wake Forest Walker McDuffie, North Carolina Wes Mendes, Florida St.	6 6 6
WHIP (150 ranked)	Jack Radel	7	1	0.76	Samuel Cozart, Texas	0.61	Jack Radel, Notre Dame	0.76
Walks Allowed Per Nine Innings (150 ranked)	Jack Radel	41	2	1.54	Torin Kassebaum, LIU	0.42	AJ Ciscar, Miami (FL)	0.75



# 2026 Notre Dame Baseball OVERALL SEASON STATS - 2026

## Notre Dame Baseball 2025 - 2026 Season

(As of Mar 29, 2026)

### Notre Dame Overall Statistics

Record: 15-9 Home: 5-3 Away: 7-4 Neutral: 3-2 Conference: 6-6  
Extra Inn: 1-1 Vs. Ranked: 3-4

PLAYER	AVG	GP-GS	AB	R	H	2B	3B	HR	XB	RBI	TB	SLG	BB	HP	K	GDP	OB%	SF	SH	SB-ATT	PO	A	E	FLD%	
QUATRANI, Mark	.389	24-24	95	31	37	3	1	9	13	33	69	.726	11	8	18	1	.479	3	0	0-0	171	18	0	1.000	
COY, Noah	.368	24-24	87	28	32	2	3	3	8	26	49	.563	20	4	9	1	.496	2	4	5-8	21	60	1	.988	
BERKLAND, Drew	.353	24-24	102	31	36	10	1	3	14	16	57	.559	13	4	21	0	.434	3	0	4-5	46	0	1	.979	
LEE, Jayce	.326	24-24	95	30	31	5	2	5	12	19	55	.579	12	4	22	1	.420	1	0	0-0	36	3	1	.975	
WATTERS, Bino	.320	24-24	103	20	33	5	1	6	12	26	58	.563	11	2	20	2	.393	1	0	1-2	33	1	1	.971	
BARTH, Mason	.292	23-19	72	13	21	3	0	2	5	11	30	.417	10	5	21	0	.409	1	1	3-3	25	58	2	.976	
PASSO, Dylan	.286	13-9	35	5	10	2	0	1	3	4	15	.429	0	1	9	2	.289	2	0	0-0	70	6	0	1.000	
JOHNSON, Davis	.255	16-15	51	14	13	3	0	6	9	18	34	.667	8	5	20	0	.400	1	1	2-2	19	0	0	1.000	
BRZUSTEWICZ, Parker	.241	23-23	87	11	21	4	0	0	4	14	25	.287	16	1	22	4	.362	1	1	1-1	150	15	5	.971	
ZEE, Jamie	.232	22-22	82	16	19	2	0	3	5	17	30	.366	9	1	32	1	.312	1	2	0-0	18	40	6	.906	
-----																									
RICKS, Caleb	.375	7-0	8	2	3	2	0	0	2	4	5	.625	1	0	4	0	.444	0	0	0-0	3	0	0	1.000	
LOGAN, Brandon	.250	11-4	16	5	4	0	0	1	1	5	7	.438	5	1	7	0	.455	0	0	1-1	6	0	0	1.000	
VAN AMEYDE, Chase	.200	9-3	10	2	2	0	0	0	0	0	2	.200	2	2	2	0	.429	0	0	0-0	1	0	0	1.000	
MIRANDA, Shane	.200	4-1	5	0	1	0	0	0	0	0	1	.200	2	0	2	0	.429	0	0	0-0	12	2	0	1.000	
GRAHAM, Andrew	.000	6-0	3	2	0	0	0	0	0	0	0	.000	3	0	1	0	.500	0	0	0-0	0	1	0	1.000	
READER, Troy	.000	2-0	3	0	0	0	0	0	0	0	0	.000	0	0	2	0	.000	0	0	0-0	0	0	0	.000	
Others																					12	25	5	.881	
<b>Totals</b>	<b>.308</b>	-	<b>854</b>	<b>210</b>	<b>263</b>	<b>41</b>	<b>8</b>	<b>39</b>	<b>88</b>	<b>193</b>	<b>437</b>	<b>.512</b>	<b>123</b>	<b>38</b>	<b>212</b>	<b>12</b>	<b>.411</b>	<b>16</b>	<b>9</b>	<b>17-22</b>	<b>623</b>	<b>229</b>	<b>22</b>	<b>.975</b>	
<b>Opponents</b>	<b>.273</b>	-	<b>824</b>	<b>140</b>	<b>225</b>	<b>44</b>	<b>5</b>	<b>21</b>	<b>70</b>	<b>128</b>	<b>342</b>	<b>.415</b>	<b>89</b>	<b>20</b>	<b>208</b>	<b>8</b>	<b>.355</b>	<b>9</b>	<b>6</b>	<b>37-43</b>	<b>623</b>	<b>213</b>	<b>26</b>	<b>.970</b>	

LOB - Team (201), Opp (182). DPs turned - Team (14), Opp (15). CI - Team (0), Opp (0). IBB - Team (3): JOHNSON, Davis (2); WATTERS, Bino (1). Picked off - Team (0):.

PLAYER	ERA	W-L	APP	GS	CG	SHO	SV	IP	H	R	ER	BB	K	WHIP	2B	3B	HR	AVG	WP	HP	BK	SFA	SHA		
ZERR, Aiden	1.50	1-0	6	2	0	0	0	12.0	10	4	2	6	6	1.33	1	0	0	.217	0	0	0	1	0		
RADEL, Jack	2.41	3-1	7	7	1	1	0	41.0	24	15	11	7	54	0.76	3	0	4	.161	2	2	0	0	1		
UBER, Ty	5.28	4-1	7	7	0	2	0	30.2	29	18	18	14	26	1.40	4	0	2	.248	4	1	1	1	2		
CROWELL, Caden	6.33	1-1	7	7	0	0	0	27.0	35	19	19	19	22	2.00	7	1	3	.330	0	5	0	1	1		
KLOSTERMAN, Kellan	8.10	0-0	5	1	0	1	0	6.2	5	6	6	9	7	2.10	2	0	1	.208	3	2	0	1	0		
-----																									
CLARK, Evan	0.00	0-0	1	0	0	0	0	1.0	1	0	0	1	0	2.00	0	0	0	.250	0	0	0	0	0		
BIRKHOLZ, Radek	0.00	0-0	1	0	0	0	0	0.1	0	0	0	0	0	0.00	0	0	0	.000	0	0	0	0	0		
THURMOND, Eli	4.61	1-1	11	0	0	2	0	13.2	18	7	7	5	9	1.68	2	0	1	.327	3	1	0	1	0		
SINGLETON, Dylan	4.76	0-0	8	0	0	2	0	11.1	14	7	6	5	14	1.68	5	0	0	.292	1	0	1	0	0		
ROONEY, Noah	5.75	0-2	10	0	0	1	2	20.1	29	17	13	3	17	1.57	8	1	2	.330	1	0	1	2	0		
LEE, Oisin	6.00	2-0	8	0	0	0	0	9.0	13	8	6	5	7	2.00	2	1	1	.342	1	1	0	0	1		
J AISLE, William	7.11	1-0	8	0	0	1	0	6.1	6	5	5	6	7	1.89	1	0	2	.250	0	1	0	1	0		
HIRSCH, Xavier	7.41	2-2	7	0	0	0	0	17.0	21	15	14	2	19	1.35	4	2	1	.296	1	2	0	1	1		
VAN AMEYDE, Chase	12.71	0-1	6	0	0	0	0	5.2	8	8	8	5	13	2.29	4	0	0	.320	2	2	0	0	0		
SNYDER, Garrett	17.47	0-0	7	0	0	0	0	5.2	12	11	11	2	7	2.47	1	0	4	.429	0	3	0	0	0		
<b>Totals</b>	<b>5.46</b>	<b>15-9</b>	<b>24</b>	<b>0</b>	<b>3</b>	<b>2</b>	<b>207.2</b>	<b>225</b>	<b>140</b>	<b>126</b>	<b>89</b>	<b>208</b>	<b>1.51</b>	<b>44</b>	<b>5</b>	<b>21</b>	<b>.273</b>	<b>18</b>	<b>20</b>	<b>3</b>	<b>9</b>	<b>6</b>			
<b>Opponents</b>	<b>8.41</b>	<b>9-15</b>	<b>24</b>	<b>0</b>	<b>0</b>	<b>2</b>	<b>207.2</b>	<b>263</b>	<b>210</b>	<b>194</b>	<b>123</b>	<b>212</b>	<b>1.86</b>	<b>41</b>	<b>8</b>	<b>39</b>	<b>.308</b>	<b>24</b>	<b>38</b>	<b>3</b>	<b>16</b>	<b>9</b>			

PB - Team(4): QUATRANI, Mark (3); JOHNSON, Davis (1), Opp (5). Pickoffs - Team(2): UBER, Ty (1); CROWELL, Caden (1), Opp (0). SBA/ATT - QUATRANI, Mark (32-38); JOHNSON, Davis (4-4); MIRANDA, Shane (3-3); ZERR, Aiden (3-3); CROWELL, Caden (3-4); UBER, Ty (2-2); RADEL, Jack (2-2); SNYDER, Garrett (1-1); HIRSCH, Xavier (1-1); LEE, Oisin (1-1).



2026 Notre Dame Baseball  
**FIELDING STATS - 2026**

**Notre Dame Baseball 2025 - 2026 Season**

(As of Mar 29, 2026)

Notre Dame Overall Statistics

PLAYER	C	PO	A	E	FLD%	DP	SBA	CSB	SBA%	PB	CI
QUATRANI, Mark	189	171	18	0	1.000	0	32	6	.842	3	0
PASSO, Dylan	76	70	6	0	1.000	0	0	0	0	0	0
JOHNSON, Davis	19	19	0	0	1.000	0	4	0	1.000	1	0
MIRANDA, Shane	14	12	2	0	1.000	0	3	0	1.000	0	0
LOGAN, Brandon	6	6	0	0	1.000	0	0	0	0	0	0
RICKS, Caleb	3	3	0	0	1.000	0	0	0	0	0	0
ZERR, Aiden	6	2	4	0	1.000	0	3	0	1.000	0	0
LEE, Oisin	3	2	1	0	1.000	0	1	0	1.000	0	0
KLOSTERMAN, Kellan	1	1	0	0	1.000	0	0	0	0	0	0
HIRSCH, Xavier	6	1	5	0	1.000	0	1	0	1.000	0	0
ROONEY, Noah	3	1	2	0	1.000	0	0	0	0	0	0
VAN AMEYDE, Chase	1	1	0	0	1.000	0	0	0	0	0	0
J AISLE, William	1	0	1	0	1.000	0	0	0	0	0	0
GRAHAM, Andrew	1	0	1	0	1.000	0	0	0	0	0	0
CROWELL, Caden	4	0	4	0	1.000	1	3	1	.750	0	0
COY, Noah	82	21	60	1	.988	5	0	0	0	0	0
BERKLAND, Drew	47	46	0	1	.979	0	0	0	0	0	0
BARTH, Mason	85	25	58	2	.976	4	0	0	0	0	0
LEE, Jayce	40	36	3	1	.975	0	0	0	0	0	0
BRZUSTEWICZ, Parker	170	150	15	5	.971	9	0	0	0	0	0
WATTERS, Bino	35	33	1	1	.971	0	0	0	0	0	0
ZEE, Jamie	64	18	40	6	.906	4	0	0	0	0	0
RADEL, Jack	7	3	3	1	.857	0	2	0	1.000	0	0
UBER, Ty	8	2	4	2	.750	0	2	0	1.000	0	0
SINGLETON, Dylan	2	0	1	1	.500	0	0	0	0	0	0
SNYDER, Garrett	0	0	0	0	.000	0	1	0	1.000	0	0
THURMOND, Eli	1	0	0	1	.000	0	0	0	0	0	0
<b>Totals</b>	<b>874</b>	<b>623</b>	<b>229</b>	<b>22</b>	<b>.975</b>	<b>14</b>	<b>52</b>	<b>7</b>	<b>.881</b>	<b>4</b>	<b>0</b>
<b>Opponents</b>	<b>862</b>	<b>623</b>	<b>213</b>	<b>26</b>	<b>.970</b>	<b>15</b>	<b>21</b>	<b>8</b>	<b>.724</b>	<b>5</b>	<b>0</b>



# 2026 Notre Dame Baseball SITUATIONAL STATS - 2026

## Notre Dame Baseball 2025-2026 Season

(As of Mar 29, 2026)

### Notre Dame Batting Analysis

PLAYER	vs left			vs right			runners on			bases emp			bases ldd			leadoff			fly	gnd	fly/
	H	AB	AVG	H	AB	AVG	H	AB	AVG	H	AB	AVG	H	AB	AVG	RCH	OP	PCT	OUT	OUT	GND
3 BARTH, Mason	9	17	.529	12	55	.218	10	30	.333	11	42	.262	2	3	.667	8	19	.421	14	15	0.9
10 BERKLAND, Drew	10	19	.526	26	83	.313	15	39	.385	21	63	.333	1	4	.250	18	43	.419	28	16	1.8
22 BRZUSTEWICZ, Parker	8	23	.348	13	64	.203	14	48	.292	7	39	.179	1	2	.500	6	19	.316	13	28	0.5
11 COY, Noah	11	24	.458	21	63	.333	21	48	.438	11	39	.282	2	4	.500	11	22	.500	22	25	0.9
6 GRAHAM, Andrew	0	1	.000	0	2	.000	0	2	.000	0	1	.000	0	0	-	0	0	-	2	0	-
55 JOHNSON, Davis	6	17	.353	7	34	.206	7	27	.259	6	24	.250	3	3	1.000	6	15	.400	13	7	1.9
1 LEE, Jayce	13	24	.542	18	71	.254	15	54	.278	16	41	.390	1	4	.250	11	18	.611	26	13	2.0
16 LOGAN, Brandon	1	5	.200	3	11	.273	3	10	.300	1	6	.167	1	2	.500	2	5	.400	3	1	3.0
14 MIRANDA, Shane	1	1	1.000	0	4	.000	0	1	.000	1	4	.250	0	0	-	2	2	1.000	1	1	1.0
21 PASSO, Dylan	1	5	.200	9	30	.300	7	22	.318	3	13	.231	0	3	.000	0	7	.000	13	3	4.3
19 QUATRANI, Mark	7	21	.333	30	74	.405	22	52	.423	15	43	.349	1	3	.333	10	19	.526	19	20	1.0
9 READER, Troy	0	1	.000	0	2	.000	0	3	.000	0	0	-	0	1	.000	0	0	-	1	0	-
20 RICKS, Caleb	2	2	1.000	1	6	.167	3	6	.500	0	2	.000	1	1	1.000	0	0	-	1	0	-
52 VAN AMEYDE, Chase	0	0	-	2	10	.200	1	5	.200	1	5	.200	0	0	-	0	1	.000	2	4	0.5
15 WATTERS, Bino	10	27	.370	23	76	.303	21	53	.396	12	50	.240	2	2	1.000	5	20	.250	21	25	0.8
13 ZEE, Jamie	7	21	.333	12	61	.197	11	42	.262	8	40	.200	1	5	.200	6	19	.316	13	18	0.7
<b>Totals</b>	<b>86</b>	<b>208</b>	<b>.413</b>	<b>177</b>	<b>646</b>	<b>.274</b>	<b>150</b>	<b>442</b>	<b>.339</b>	<b>113</b>	<b>412</b>	<b>.274</b>	<b>16</b>	<b>37</b>	<b>.432</b>	<b>85</b>	<b>209</b>	<b>.407</b>	<b>192</b>	<b>176</b>	<b>1.1</b>
<b>Opponents</b>	<b>79</b>	<b>246</b>	<b>.321</b>	<b>146</b>	<b>578</b>	<b>.253</b>	<b>118</b>	<b>391</b>	<b>.302</b>	<b>107</b>	<b>433</b>	<b>.247</b>	<b>9</b>	<b>28</b>	<b>.321</b>	<b>69</b>	<b>208</b>	<b>.332</b>	<b>182</b>	<b>201</b>	<b>0.9</b>

PLAYER	pinch hit			RISP			R3rd LT2out			2outs			adv ops			2out rnrs		rch rch			
	H	AB	AVG	H	AB	AVG	H	AB	AVG	H	AB	AVG	ADV	OP	PCT	RBI	ADV	LOB	ERR	FC	KL
3 BARTH, Mason	1	2	.500	7	21	.333	1	3	.333	9	24	.375	22	38	.579	6	0	15	2	1	14
10 BERKLAND, Drew	0	0	-	8	24	.333	0	4	.000	14	35	.400	25	48	.521	6	0	22	0	4	4
22 BRZUSTEWICZ, Parker	0	0	-	8	24	.333	3	6	.500	7	30	.233	33	61	.541	2	0	20	2	6	9
11 COY, Noah	0	0	-	14	28	.500	4	6	.667	7	21	.333	39	61	.639	8	0	17	4	2	3
6 GRAHAM, Andrew	0	2	.000	0	2	.000	0	0	-	0	2	.000	1	3	.333	0	0	1	0	0	1
55 JOHNSON, Davis	0	1	.000	4	18	.222	3	3	1.000	7	16	.438	17	35	.486	7	0	10	0	2	3
1 LEE, Jayce	0	0	-	9	37	.243	3	6	.500	12	43	.279	21	63	.333	7	0	41	2	4	6
16 LOGAN, Brandon	0	1	.000	2	9	.222	0	3	.000	2	5	.400	6	13	.462	4	0	4	0	1	3
14 MIRANDA, Shane	0	0	-	0	1	.000	0	0	-	0	2	.000	0	2	.000	0	0	0	0	0	0
21 PASSO, Dylan	0	0	-	1	14	.071	0	4	.000	4	12	.333	13	25	.520	0	0	11	1	0	5
19 QUATRANI, Mark	0	0	-	10	27	.370	4	7	.571	11	29	.379	42	66	.636	12	0	12	2	3	3
9 READER, Troy	0	2	.000	0	2	.000	0	0	-	0	1	.000	0	3	.000	0	0	3	0	0	0
20 RICKS, Caleb	1	3	.333	2	3	.667	0	0	-	2	3	.667	4	7	.571	4	0	0	0	0	2
52 VAN AMEYDE, Chase	0	0	-	1	4	.250	0	1	.000	1	3	.333	3	7	.429	0	0	1	0	0	1
15 WATTERS, Bino	0	0	-	13	34	.382	6	7	.857	14	40	.350	31	61	.508	9	0	20	2	3	4
13 ZEE, Jamie	0	0	-	10	29	.345	2	5	.400	7	28	.250	23	50	.460	6	0	24	1	2	10
<b>Totals</b>	<b>2</b>	<b>11</b>	<b>.182</b>	<b>89</b>	<b>277</b>	<b>.321</b>	<b>26</b>	<b>55</b>	<b>.473</b>	<b>97</b>	<b>294</b>	<b>.330</b>	<b>280</b>	<b>543</b>	<b>.516</b>	<b>71</b>	<b>0</b>	<b>201</b>	<b>16</b>	<b>28</b>	<b>68</b>
<b>Opponents</b>	<b>5</b>	<b>17</b>	<b>.294</b>	<b>75</b>	<b>254</b>	<b>.295</b>	<b>20</b>	<b>51</b>	<b>.392</b>	<b>70</b>	<b>272</b>	<b>.257</b>	<b>212</b>	<b>451</b>	<b>.470</b>	<b>53</b>	<b>0</b>	<b>182</b>	<b>12</b>	<b>17</b>	<b>48</b>



# 2026 Notre Dame Baseball

## SITUATIONAL STATS - 2026

### Notre Dame Baseball 2025 - 2026 Season

(As of Mar 29, 2026)

#### Notre Dame Pitching Analysis

PLAYER	vs left			vs right			runners on			bases emp			leadoff			2outs			fly	gnd	fly/	GDP
	H	AB	AVG	H	AB	AVG	H	AB	AVG	H	AB	AVG	ADV	OPS	PCT	H	AB	AVG	OUT	OUT	GND	
33 BIRKHOLZ, Radek	0	0	-	0	1	.000	0	1	.000	0	0	-	0	0	-	0	1	.000	1	0	-	0
31 CLARK, Evan	1	3	.333	0	1	.000	0	1	.000	1	3	.333	0	1	.000	1	2	.500	1	2	0.5	0
7 CROWELL, Caden	14	40	.350	21	66	.318	20	55	.364	15	51	.294	13	30	.433	8	31	.258	25	25	1.0	2
30 HIRSCH, Xavier	12	33	.364	9	38	.237	12	32	.375	9	39	.231	5	17	.294	6	23	.261	9	23	0.4	0
12 JAISLE, William	1	8	.125	5	16	.313	4	14	.286	2	10	.200	3	6	.500	3	11	.273	5	7	0.7	0
25 KLOSTERMAN, Kellan	3	12	.250	2	12	.167	3	8	.375	2	16	.125	1	8	.125	0	5	.000	12	1	12.0	0
36 LEE, Oisin	4	14	.286	9	24	.375	7	21	.333	6	17	.353	3	9	.333	6	13	.462	4	13	0.3	1
27 RADEL, Jack	11	55	.200	13	94	.138	8	50	.160	16	99	.162	12	41	.293	6	49	.122	32	35	0.9	1
46 ROONEY, Noah	6	27	.222	23	61	.377	17	49	.347	12	39	.308	6	18	.333	13	31	.419	19	23	0.8	2
5 SINGLETON, Dylan	6	18	.333	8	30	.267	8	22	.364	6	26	.231	2	11	.182	4	16	.250	14	6	2.3	0
26 SNYDER, Garrett	4	13	.308	8	15	.533	5	15	.333	7	13	.538	3	5	.600	4	10	.400	2	7	0.3	1
40 THURMOND, Eli	7	23	.304	11	32	.344	9	26	.346	9	29	.310	3	12	.250	7	19	.368	11	18	0.6	0
24 UBER, Ty	15	52	.288	14	65	.215	13	53	.245	16	64	.250	10	32	.313	6	37	.162	35	29	1.2	1
52 VAN AMEYDE, Chase	5	10	.500	3	15	.200	6	20	.300	2	5	.400	4	5	.800	1	8	.125	2	2	1.0	0
18 ZERR, Aiden	7	24	.292	3	22	.136	6	24	.250	4	22	.182	4	13	.308	5	16	.313	10	20	0.5	0
<b>Totals</b>	<b>96</b>	<b>332</b>	<b>.289</b>	<b>129</b>	<b>492</b>	<b>.262</b>	<b>118</b>	<b>391</b>	<b>.302</b>	<b>107</b>	<b>433</b>	<b>.247</b>	<b>69</b>	<b>208</b>	<b>.332</b>	<b>70</b>	<b>272</b>	<b>.257</b>	<b>182</b>	<b>211</b>	<b>0.9</b>	<b>8</b>
<b>Opponents</b>	<b>89</b>	<b>281</b>	<b>.317</b>	<b>174</b>	<b>573</b>	<b>.304</b>	<b>150</b>	<b>442</b>	<b>.339</b>	<b>113</b>	<b>412</b>	<b>.274</b>	<b>85</b>	<b>209</b>	<b>.407</b>	<b>97</b>	<b>294</b>	<b>.330</b>	<b>192</b>	<b>191</b>	<b>1.0</b>	<b>10</b>

PLAYER	AP	GS	IP/APP	H/G	R/G	ER/G	BB/G	K/G	K/BB	2B/G	3B/G	HR/G	FO/G	GO/G	BF/G	SBA	ATT	PCT
	33 BIRKHOLZ, Radek	1	0	0.33	0.00	0.00	0.00	0.00	0.00	0	0.00	0.00	0.00	27.03	0.00	27.03	0	0
31 CLARK, Evan	1	0	1.00	9.00	0.00	0.00	9.00	0.00	0.00	0.00	0.00	0.00	9.00	18.00	45.00	0	0	0
7 CROWELL, Caden	7	7	3.86	11.67	6.33	6.33	6.33	7.33	1.16	2.33	0.33	1.00	8.33	8.33	44.00	3	4	.750
30 HIRSCH, Xavier	7	0	2.43	11.12	7.94	7.41	1.06	10.06	9.50	2.12	1.06	0.53	4.76	12.18	40.76	1	1	1.000
12 JAISLE, William	8	0	0.79	8.53	7.11	7.11	8.53	9.95	1.17	1.42	0.00	2.84	7.11	9.95	45.48	0	0	0
25 KLOSTERMAN, Kellan	5	1	1.33	6.75	8.10	8.10	12.15	9.45	0.78	2.70	0.00	1.35	16.20	1.35	48.60	0	0	0
36 LEE, Oisin	8	0	1.13	13.00	8.00	6.00	5.00	7.00	1.40	2.00	1.00	1.00	4.00	13.00	45.00	1	1	1.000
27 RADEL, Jack	7	7	5.86	5.27	3.29	2.41	1.54	11.85	7.71	0.66	0.00	0.88	7.02	7.68	34.90	2	2	1.000
46 ROONEY, Noah	10	0	2.03	12.84	7.52	5.75	1.33	7.52	5.67	3.54	0.44	0.89	8.41	10.18	41.16	0	0	0
5 SINGLETON, Dylan	8	0	1.42	11.12	5.56	4.76	3.97	11.12	2.80	3.97	0.00	0.00	11.12	4.76	42.09	0	0	0
26 SNYDER, Garrett	7	0	0.81	19.06	17.47	17.47	3.18	11.12	3.50	1.59	0.00	6.35	3.18	11.12	52.41	1	1	1.000
40 THURMOND, Eli	11	0	1.24	11.85	4.61	4.61	3.29	5.93	1.80	1.32	0.00	0.66	7.24	11.85	40.83	0	0	0
24 UBER, Ty	7	7	4.38	8.51	5.28	5.28	4.11	7.63	1.86	1.17	0.00	0.59	10.27	8.51	39.62	2	2	1.000
52 VAN AMEYDE, Chase	6	0	0.94	12.71	12.71	12.71	7.94	20.65	2.60	6.35	0.00	0.00	3.18	3.18	50.82	0	0	0
18 ZERR, Aiden	6	2	2.00	7.50	3.00	1.50	4.50	4.50	1.00	0.75	0.00	0.00	7.50	15.00	39.75	3	3	1.000
<b>Totals</b>	<b>24</b>	<b>24</b>	<b>8.65</b>	<b>9.75</b>	<b>6.07</b>	<b>5.46</b>	<b>3.86</b>	<b>9.01</b>	<b>2.34</b>	<b>1.91</b>	<b>0.22</b>	<b>0.91</b>	<b>7.89</b>	<b>9.14</b>	<b>41.09</b>	<b>52</b>	<b>59</b>	<b>.881</b>
<b>Opponents</b>	<b>24</b>	<b>24</b>	<b>8.65</b>	<b>11.40</b>	<b>9.10</b>	<b>8.41</b>	<b>5.33</b>	<b>9.19</b>	<b>1.72</b>	<b>1.78</b>	<b>0.35</b>	<b>1.69</b>	<b>8.32</b>	<b>8.28</b>	<b>45.16</b>	<b>21</b>	<b>29</b>	<b>.724</b>

Pitching averages based on 9-inning game.



# MISCELLANEOUS STATS - 2026

## Notre Dame Baseball 2025 - 2026 Season

(As of Mar 31, 2026)

### Notre Dame Multi-hit/RBI/Run Games and Hitting Streaks

MULTIPLE HIT GAMES	2	3	4	5+	TOTAL
QUATRANI, Mark	10	1	2	0	13
COY, Noah	9	2	0	0	11
WATTERS, Bino	5	4	1	0	10
BERKLAND, Drew	5	3	1	0	9
LEE, Jayce	4	2	1	0	7
BRZUSTEWICZ, Parker	4	2	0	0	6
BARTH, Mason	4	1	0	0	5
ZEE, Jamie	3	0	0	0	3
PASSO, Dylan	2	0	0	0	2
JOHNSON, Davis	1	1	0	0	2
LOGAN, Brandon	0	1	0	0	1
RICKS, Caleb	1	0	0	0	1

MULTIPLE RBI GAMES	2	3	4	5+	TOTAL
WATTERS, Bino	6	2	1	0	9
QUATRANI, Mark	2	6	0	1	9
COY, Noah	3	3	1	0	7
LEE, Jayce	3	2	0	0	5
BRZUSTEWICZ, Parker	2	1	1	0	4
ZEE, Jamie	2	1	0	0	3
BARTH, Mason	2	1	0	0	3
JOHNSON, Davis	1	0	0	2	3
BERKLAND, Drew	1	1	0	0	2
RICKS, Caleb	2	0	0	0	2
LOGAN, Brandon	0	0	1	0	1

HITTING STREAKS	LONGEST	CURRENT
BERKLAND, Drew	21	21
QUATRANI, Mark	9	2
LEE, Jayce	9	1
COY, Noah	7	6
WATTERS, Bino	7	2
BARTH, Mason	7	0
ZEE, Jamie	6	1
BRZUSTEWICZ, Parker	6	0
JOHNSON, Davis	3	3
PASSO, Dylan	2	2
RICKS, Caleb	2	0
VAN AMEYDE, Chase	2	0
MIRANDA, Shane	1	0
LOGAN, Brandon	1	0
GRAHAM, Andrew	0	0
READER, Troy	0	0

MULTIPLE RUN GAMES	2	3	4	5+	TOTAL
BERKLAND, Drew	7	2	1	0	10
QUATRANI, Mark	7	0	2	0	9
LEE, Jayce	4	2	1	0	7
COY, Noah	6	0	1	0	7
WATTERS, Bino	5	1	0	0	6
ZEE, Jamie	3	1	0	0	4
JOHNSON, Davis	3	1	0	0	4
BRZUSTEWICZ, Parker	2	0	0	0	2
BARTH, Mason	2	0	0	0	2
LOGAN, Brandon	1	0	0	0	1
PASSO, Dylan	1	0	0	0	1
VAN AMEYDE, Chase	1	0	0	0	1

REACHED SAFELY STREAKS (H,BB,IBB,HBP)	LONGEST	CURRENT
BERKLAND, Drew	24	24
QUATRANI, Mark	21	2
COY, Noah	17	6
BARTH, Mason	12	0
LEE, Jayce	11	11
BRZUSTEWICZ, Parker	10	1
JOHNSON, Davis	9	6
ZEE, Jamie	9	1
WATTERS, Bino	8	2
LOGAN, Brandon	4	0
VAN AMEYDE, Chase	3	3
GRAHAM, Andrew	3	3
PASSO, Dylan	2	2
RICKS, Caleb	2	0
MIRANDA, Shane	1	0
READER, Troy	0	0

REACHED BASE STREAKS (H,BB,IBB,HBP,CI,E,FC)	LONGEST	CURRENT
BERKLAND, Drew	24	24
QUATRANI, Mark	21	2
COY, Noah	17	6
ZEE, Jamie	16	1
LEE, Jayce	12	11
BARTH, Mason	12	0
WATTERS, Bino	11	11
BRZUSTEWICZ, Parker	10	1
JOHNSON, Davis	9	6
PASSO, Dylan	5	2
LOGAN, Brandon	4	0
VAN AMEYDE, Chase	3	3
GRAHAM, Andrew	3	3
RICKS, Caleb	2	0
MIRANDA, Shane	1	0
READER, Troy	0	0



# MISCELLANEOUS STATS - 2026

## Notre Dame Baseball 2025 - 2026 Season

(As of Mar 31, 2026)

Notre Dame Starters by Position and Order

### Starting Lineup By Position

(Team W-L when starter)

POSITION	STARTS	W-L
<b>PITCHER</b>		
RADEL, Jack	7	4-3
UBER, Ty	6	5-1
CROWELL, Caden	6	3-3
ZERR, Aiden	2	2-0
KLOSTERMAN, Kellan	1	1-0
<b>CATCHER</b>		
QUATRANI, Mark	19	14-5
JOHNSON, Davis	2	0-2
MIRANDA, Shane	1	1-0
<b>FIRST BASE</b>		
BRZUSTEWICZ, Parker	13	8-5
PASSO, Dylan	8	6-2
<b>SECOND BASE</b>		
BARTH, Mason	17	12-5
ZEE, Jamie	5	3-2
<b>THIRD BASE</b>		
ZEE, Jamie	15	10-5
BRZUSTEWICZ, Parker	7	5-2
<b>SHORTSTOP</b>		
COY, Noah	22	15-7
<b>LEFT FIELD</b>		
WATTERS, Bino	17	10-7
BERKLAND, Drew	4	4-0
JOHNSON, Davis	1	1-0
<b>CENTER FIELD</b>		
BERKLAND, Drew	18	11-7
LOGAN, Brandon	4	4-0
<b>RIGHT FIELD</b>		
LEE, Jayce	18	13-5
<b>DH</b>		
JOHNSON, Davis	10	7-3
WATTERS, Bino	5	5-0
QUATRANI, Mark	3	1-2
PASSO, Dylan	1	0-1
VAN AMEYDE, Chase	1	1-0

### Starting Lineup By Batting Order

(Team W-L when starter)

POSITION	STARTS	W-L
<b>LEADOFF</b>		
BERKLAND, Drew	24	15-9
<b>2ND SPOT</b>		
COY, Noah	18	12-6
WATTERS, Bino	6	3-3
<b>3RD SPOT</b>		
QUATRANI, Mark	24	15-9
<b>CLEANUP</b>		
WATTERS, Bino	18	12-6
BRZUSTEWICZ, Parker	6	3-3
<b>5TH SPOT</b>		
LEE, Jayce	12	9-3
JOHNSON, Davis	7	3-4
BRZUSTEWICZ, Parker	5	3-2
<b>6TH SPOT</b>		
LEE, Jayce	10	4-6
BRZUSTEWICZ, Parker	8	7-1
COY, Noah	4	2-2
JOHNSON, Davis	2	2-0
<b>7TH SPOT</b>		
JOHNSON, Davis	6	3-3
BARTH, Mason	5	4-1
BRZUSTEWICZ, Parker	4	1-3
VAN AMEYDE, Chase	3	2-1
LEE, Jayce	2	2-0
COY, Noah	2	1-1
PASSO, Dylan	2	2-0
<b>8TH SPOT</b>		
BARTH, Mason	13	7-6
PASSO, Dylan	7	4-3
ZEE, Jamie	3	3-0
MIRANDA, Shane	1	1-0
<b>9TH SPOT</b>		
ZEE, Jamie	19	10-9
LOGAN, Brandon	4	4-0
BARTH, Mason	1	1-0



2026 Notre Dame Baseball

NOTRE DAME GAME-BY-GAME HITTING STATS

Notre Dame Baseball 2025 - 2026 Season

(As of Mar 31, 2026)

Notre Dame Team Game-by-Game Batting

DATE	OPPONENT	AB	R	H	RBI	2B	3B	HR	TB	AVG	BB	IBB	SB	CS	HBP	SAC	SF	GDP	K	LOB	PO	A	E
02-21	vs. LSU (N)	35	4	9	4	0	0	1	12	.257	4	0	0	0	0	0	0	0	14	8	24	5	0
02-13	at Florida Atlantic	33	1	5	1	0	0	0	5	.152	5	0	0	0	0	0	0	0	15	10	24	7	1
02-14	at Florida Atlantic	36	14	13	12	2	0	2	21	.361	6	0	2	0	5	0	3	1	8	10	27	7	1
02-15	at Florida Atlantic	35	7	12	4	0	0	0	12	.343	4	0	2	1	1	0	1	3	3	8	27	12	0
02-20	vs. UCF (N)	38	2	7	2	0	0	1	10	.184	0	0	0	0	0	0	0	0	12	6	30	7	1
02-22	vs. Indiana (N)	43	9	15	9	0	0	2	21	.349	4	0	1	1	5	2	1	0	10	11	33	14	1
02-27	vs. Alabama AM (N)	35	19	14	17	6	2	0	24	.400	11	0	0	0	3	0	0	2	8	9	21	4	1
02-28	vs. UIC (N)	40	14	17	13	2	0	3	28	.425	4	0	1	0	1	0	0	0	10	7	24	14	0
03-01	at Tennessee Tech	36	11	16	11	0	0	3	25	.444	4	0	0	1	0	1	1	1	6	7	24	10	0
03-03	Eastern Michigan	29	11	8	11	1	2	0	13	.276	10	0	0	0	2	0	2	0	3	7	24	14	0
03-06	at Duke	41	10	14	10	4	0	4	30	.341	3	0	0	0	2	1	0	0	4	10	27	11	0
03-07	at Duke	31	5	7	4	1	1	0	10	.226	5	0	3	0	3	1	1	1	10	9	26	9	1
03-08	at Duke	32	2	7	2	1	0	1	11	.219	1	0	0	0	2	0	0	2	7	6	27	3	1
03-10	at Queens	36	11	11	10	2	0	1	16	.306	11	0	1	1	1	1	1	0	9	12	27	13	4
03-13	at Louisville	43	14	14	13	3	0	2	23	.326	10	0	0	0	2	0	0	0	10	14	27	9	1
03-14	at Louisville	40	7	12	6	4	0	1	19	.300	4	0	1	0	1	0	0	0	7	11	24	13	0
03-15	at Louisville	39	12	12	12	0	0	3	21	.308	11	0	0	1	1	0	0	0	6	12	24	8	2
03-20	Clemson	27	6	5	5	1	0	2	12	.185	2	0	0	0	2	1	0	1	10	2	27	14	3
03-21	Clemson	35	8	11	7	2	0	3	22	.314	5	1	2	0	1	0	0	1	12	5	27	15	0
03-22	Clemson	30	7	8	6	1	0	0	9	.267	3	0	1	0	3	1	2	0	9	8	27	6	3
03-24	Western Michigan	31	14	14	14	2	1	3	27	.452	9	0	2	0	1	1	1	0	5	11	21	6	0
03-28	North Carolina	34	5	9	5	1	1	3	27	.265	1	1	0	0	0	0	2	0	12	5	27	8	1
03-28	North Carolina	37	7	10	6	3	1	2	21	.270	4	1	1	0	1	0	0	0	14	8	27	13	0
03-29	North Carolina	38	10	13	9	5	0	2	24	.342	2	0	0	0	1	0	1	0	8	5	27	7	1
Totals		854	210	263	193	41	8	39	437	.308	123	3	17	5	38	9	16	12	212	201	623	229	22

Notre Dame Baseball 2025 - 2026 Season

(As of Mar 31, 2026)

Notre Dame Team Game-by-Game Batting

DATE	OPPONENT	TOTAL H/AB	VS LEFT	VS RIGHT	WITH RUNNERS	BASES EMPTY	BASES LOADED	WITH 2-OUT	WITH RBI-OP	AS LEADOFF	3RD AND LT2OUT	LOB
02-21	vs. LSU (N)	9-35	1-3	8-32	2-14	7-21	0-2	2-11	2-9	3-9	0-1	8
02-13	at Florida Atlantic	5-33	2-11	3-22	3-16	2-17	0-0	3-12	1-7	2-9	0-1	10
02-14	at Florida Atlantic	13-36	5-9	8-27	8-25	5-11	1-2	5-13	4-14	6-9	2-4	10
02-15	at Florida Atlantic	12-35	0-0	12-35	9-20	3-15	0-2	3-11	4-11	5-9	0-3	8
02-20	vs. UCF (N)	7-38	0-0	7-38	1-13	6-25	0-0	3-13	1-3	2-10	0-1	6
02-22	vs. Indiana (N)	15-43	2-2	13-41	9-22	6-21	2-2	6-16	5-16	5-11	2-2	11
02-27	vs. Alabama AM (N)	14-35	7-17	7-18	13-28	1-7	0-3	3-8	9-19	4-7	4-6	9
02-28	vs. UIC (N)	17-40	11-30	6-10	11-21	6-19	1-2	10-17	8-17	2-8	1-2	7
03-01	at Tennessee Tech	16-36	3-3	13-33	7-17	9-19	2-2	7-14	5-9	3-8	2-4	7
03-03	Eastern Michigan	8-29	3-3	5-26	6-14	2-15	2-3	2-9	3-11	4-8	2-4	7
03-06	at Duke	14-41	5-12	9-29	8-19	6-22	1-2	11-20	4-10	1-9	0-0	10
03-07	at Duke	7-31	1-4	6-27	4-19	3-12	0-1	4-12	2-12	4-9	0-4	9
03-08	at Duke	7-32	0-0	7-32	2-9	5-23	0-0	4-12	1-6	2-9	0-0	6
03-10	at Queens	11-36	1-3	10-33	9-22	2-14	2-3	0-9	5-17	5-9	2-5	12
03-13	at Louisville	14-43	9-26	5-17	9-24	5-19	2-5	6-16	4-15	3-9	2-3	14
03-14	at Louisville	12-40	12-37	0-3	5-27	7-13	0-1	5-15	2-18	6-9	1-2	11
03-15	at Louisville	12-39	6-15	6-24	9-26	3-13	2-4	5-14	5-14	5-9	2-2	12
03-20	Clemson	5-27	2-7	3-20	3-10	2-17	0-0	0-7	3-8	4-8	0-0	2
03-21	Clemson	11-35	0-0	11-35	5-15	6-20	0-1	1-8	3-6	4-9	2-3	5
03-22	Clemson	8-30	2-4	6-26	5-19	3-11	1-1	0-8	3-16	5-8	2-4	8
03-24	Western Michigan	14-31	5-6	9-25	10-25	4-6	0-1	3-9	8-19	5-6	2-3	11
03-28	North Carolina	9-34	0-0	9-34	0-9	9-25	0-0	2-11	0-4	3-9	0-0	5
03-28	North Carolina	10-37	0-0	10-37	5-13	5-24	0-0	6-15	3-9	1-9	0-1	8
03-29	North Carolina	13-38	9-16	4-22	7-15	6-23	0-0	6-14	4-7	1-9	0-0	5
Totals		263-854	86-208	177-646	150-442	113-412	16-37	97-294	89-277	85-209	26-55	201



# NOTRE DAME GAME-BY-GAME PITCHING STATS

## Notre Dame Baseball 2025 - 2026 Season

(As of Mar 31, 2026)

### Notre Dame Team Game-by-Game Pitching

DATE	OPPONENT	IP	H	R	ER	BB	K	2B	3B	HR	WP	BK	HBP	DP	IBB	SCORE	W-L	SV	ERA
02-21	vs. LSU (N)	8.0	12	9	9	5	8	3	0	1	1	0	1	0	1	4-9	0-1	0	10.13
02-13	at Florida Atlantic	8.0	11	7	7	3	8	3	0	2	0	0	1	0	0	1-7	0-2	0	9.00
02-14	at Florida Atlantic	9.0	2	1	1	6	11	0	0	1	0	0	2	0	0	14-1	1-2	0	6.12
02-15	at Florida Atlantic	9.0	7	1	1	3	4	3	0	0	1	0	1	0	0	7-1	2-2	0	4.76
02-20	vs. UCF (N)	10.0	4	4	3	1	12	0	1	0	2	0	1	0	0	2-4	2-3	0	4.30
02-22	vs. Indiana (N)	11.0	13	8	8	3	10	2	0	0	1	1	0	0	0	9-8	3-3	0	4.75
02-27	vs. Alabama AM (N)	7.0	2	2	0	1	11	1	0	0	0	0	0	0	0	19-2	4-3	0	4.21
02-28	vs. UIC (N)	8.0	7	3	3	1	5	1	0	2	0	0	0	1	0	14-3	5-3	1	4.11
03-01	at Tennessee Tech	8.0	2	0	0	3	4	0	0	0	1	0	0	1	0	11-0	6-3	0	3.69
03-03	Eastern Michigan	8.0	4	1	1	5	9	0	0	0	0	0	0	0	0	11-1	7-3	0	3.45
03-06	at Duke	9.0	9	4	4	2	9	0	0	3	0	0	0	1	0	10-4	8-3	0	3.51
03-07	at Duke	8.2	10	6	3	5	12	2	2	2	1	1	0	0	0	5-6	8-4	0	3.47
03-08	at Duke	9.0	7	0	0	5	13	0	0	0	0	0	0	0	0	2-0	9-4	1	3.20
03-10	at Queens	9.0	8	6	2	4	8	1	1	0	1	0	2	1	0	11-6	10-4	0	3.11
03-13	at Louisville	9.0	14	11	9	4	10	5	0	1	1	0	2	0	0	14-11	11-4	0	3.51
03-14	at Louisville	8.0	15	8	8	4	7	1	1	0	0	0	1	1	1	7-8	11-5	0	3.83
03-15	at Louisville	8.0	21	21	21	9	8	5	0	4	0	0	1	0	0	12-21	11-6	0	4.91
03-20	Clemson	9.0	4	0	0	0	8	0	0	0	1	0	0	1	0	6-0	12-6	0	4.63
03-21	Clemson	9.0	12	7	7	5	5	3	0	1	0	0	0	1	0	8-7	13-6	0	4.76
03-22	Clemson	9.0	13	4	3	1	9	0	0	0	3	1	1	1	0	7-4	14-6	0	4.66
03-24	Western Michigan	7.0	7	3	3	4	7	2	0	0	1	0	2	0	0	14-3	15-6	0	4.63
03-28	North Carolina	9.0	12	6	6	3	12	3	0	2	3	0	1	0	1	5-6	15-7	0	4.70
03-28	North Carolina	9.0	14	13	13	6	7	5	0	1	1	0	3	0	0	7-13	15-8	0	5.07
03-29	North Carolina	9.0	15	15	14	6	11	4	0	1	0	0	1	0	0	10-15	15-9	0	5.46
<b>Totals</b>		<b>207.2</b>	<b>225</b>	<b>140</b>	<b>126</b>	<b>89</b>	<b>208</b>	<b>44</b>	<b>5</b>	<b>21</b>	<b>18</b>	<b>3</b>	<b>20</b>	<b>8</b>	<b>3</b>	-	<b>15-9</b>	<b>2</b>	<b>5.46</b>

## Notre Dame Baseball 2025 - 2026 Season

(As of Mar 31, 2026)

### Notre Dame Team Game-by-Game Pitching

DATE	OPPONENT	SCORE	TOTAL H/AB	VS LEFT	VS RIGHT	WITH RUNNERS	BASES EMPTY	AS LEADOFF	GND OUT	FLY OUT	ERA
02-21	vs. LSU (N)	4-9	12-36	8-21	4-15	9-23	3-13	3-8	6	10	10.13
02-13	at Florida Atlantic	1-7	11-34	5-14	6-20	6-19	5-15	3-8	7	8	9.00
02-14	at Florida Atlantic	14-1	2-29	1-14	1-15	1-8	1-21	2-9	6	9	6.12
02-15	at Florida Atlantic	7-1	7-33	3-15	4-18	1-15	6-18	1-9	12	10	4.76
02-20	vs. UCF (N)	2-4	4-32	3-16	1-16	3-8	1-24	2-10	9	8	4.30
02-22	vs. Indiana (N)	9-8	13-45	6-18	7-27	9-21	4-24	2-11	14	8	4.75
02-27	vs. Alabama AM (N)	19-2	2-24	0-7	2-17	1-6	1-18	1-7	5	5	4.21
02-28	vs. UIC (N)	14-3	7-27	1-6	6-21	3-5	4-22	2-8	11	4	4.11
03-01	at Tennessee Tech	11-0	2-25	1-12	1-13	0-6	2-19	1-8	9	10	3.69
03-03	Eastern Michigan	11-1	4-28	3-9	1-19	1-14	3-14	4-8	12	3	3.45
03-06	at Duke	10-4	9-34	1-4	8-30	2-10	7-24	2-9	9	7	3.51
03-07	at Duke	5-6	10-35	1-7	9-28	5-14	5-21	1-9	4	8	3.47
03-08	at Duke	2-0	7-34	0-5	7-29	2-13	5-21	1-9	3	11	3.20
03-10	at Queens	11-6	8-34	3-16	5-18	5-17	3-17	2-9	12	6	3.11
03-13	at Louisville	14-11	14-41	5-20	9-21	8-26	6-15	6-9	9	8	3.51
03-14	at Louisville	7-8	15-36	9-18	6-18	9-21	6-15	4-8	9	5	3.83
03-15	at Louisville	12-21	21-42	13-20	8-22	16-30	5-12	7-8	9	6	4.91
03-20	Clemson	6-0	4-33	3-11	1-22	1-11	3-22	2-9	13	5	4.63
03-21	Clemson	8-7	12-37	3-14	9-23	5-21	7-16	5-9	14	7	4.76
03-22	Clemson	7-4	13-38	1-11	12-27	5-24	8-14	4-9	7	11	4.66
03-24	Western Michigan	14-3	7-27	4-11	3-16	3-13	4-14	1-7	6	8	4.63
03-28	North Carolina	5-6	12-38	5-18	7-20	3-18	9-20	5-9	6	8	4.70
03-28	North Carolina	7-13	14-40	8-21	6-19	9-24	5-16	4-9	13	7	5.07
03-29	North Carolina	10-15	15-42	9-24	6-18	11-24	4-18	4-9	6	10	5.46
<b>Totals</b>		<b>210-140</b>	<b>225-824</b>	<b>96-332</b>	<b>129-492</b>	<b>118-391</b>	<b>107-433</b>	<b>69-208</b>	<b>211</b>	<b>182</b>	<b>5.46</b>

**LAST TIME IT HAPPENED**

PLAYER HIT A GRAND SLAM	Davis Johnson, March 15, 2026 at Louisville (21-12 loss)
PLAYER LED OFF A GAME WITH A HR	Jared Zimbardo, March 16, 2025 at No. 10 Clemson (7-3 win)
PLAYER HAD A FIRST INNING HR (NOT LEAD OFF)	Estevan Moreno, March 16, 2025 at No. 10 Clemson (7-3 win)
PLAYER LED OFF AN INNING WITH A HOMER	Jamie Zee (third inning) at Queens, March 10, 2026 (11-6 win)
PLAYER HIT FOR THE CYCLE	Estevan Moreno, March 18, 2025 vs Butler (4-4; 1B, 2B, HR, 3B, HBP)
PLAYER HIT TWO HOME RUNS IN ONE GAME	Davis Johnson, March 15, 2026 at Louisville (21-12 loss)
PLAYER HIT THREE HOME RUNS IN A GAME	Estevan Moreno, March 5, 2024 vs. Purdue (3-4, 3 HR, 3 R, 4 RBI)
PLAYER HIT AN INSIDE-THE-PARK HOME RUN	Carson Tinney, April 19, 2024, vs. Boston College (14-3 win)
PLAYER HAD 8 AT BATS IN A GAME	Frank DeSico & Charlie Markson, May 3, 2013 vs USF (8-2 loss in 19)
PLAYER SCORED FOUR RUNS IN A GAME	Carson Tinney, April 20, 2025 at Stanford (5-5, 3 1B, 2B, HR, 4 R, 1 RBI)
PLAYER SCORED FIVE RUNS IN A GAME	Niko Kavadas, June 5, 2021 vs UConn (3-4, 2 HR, 2 BB, 8 RBI, 5 R)
PLAYER HAD 4 HITS IN A GAME	Bino Watters (4-4, HR, 3 RBI, 2 R), March 24, 2026 vs Western Michigan (14-3 7 inn. win)
PLAYER HAD 5 HITS IN A GAME	Carson Tinney, April 20, 2025 at Stanford (5-5, 3 1B, 2B, HR, 4 R, 1 RBI)
PLAYER HAD 6 HITS IN A GAME	Steve Sollmann, June 1, 2002 vs South Alabama NCAAs (6-7; 25-1 win)
PLAYER HAD 6 RBI IN A GAME	Davis Johnson, March 15, 2026 at Louisville (21-12 loss)
PLAYER HAD 7 RBI IN A GAME	Eric Gilgenbach, Feb. 18, 2018 at #9 LSU (11-3 win)
PLAYER HAD 8+ RBI IN A GAME	Niko Kavadas, June 5, 2021 vs UConn (3-4, 2 HR, 2 BB, 5 R, 8 RBI)
PLAYER HAD 2 GROUND-RULE DOUBLES IN A GAME	Kyle Fiala, April 28, 2015 vs. Michigan State (9-6 loss in 12)
PLAYER HAD 3 DOUBLES IN A GAME	David Glancy, May 4, 2024 vs. Pitt (15-8 win)
PLAYER HIT 2 TRIPLES IN A GAME	Jayce Lee, Mar. 3, 2026 vs Eastern Michigan (2-4, 2 3B, 1 RBI, 3 R in 11-1 win)
PLAYER HIT 3 TRIPLES IN A GAME	Bob Roemer, Apr. 15, 1973 vs Xavier (11-3 win)
PLAYER RECORDED 10-14 TOTAL BASES	Mark Quatrani, February 22, 2026 vs. Indiana (4-6, 2 1B, 2 HR, 2 R, 2 RBI, 10 TB)
PLAYER RECORDED 15+ TOTAL BASES	Jake Shepski, March 24, 2016 at Virginia Tech (5-6, 3 HR, 2B, 3B, 9 RBI, 4 R, 17 TB)
PLAYER WALKED THREE TIMES IN A GAME	Jack Penney (3), April 30, 2024 at Michigan State (4-3 win)
PLAYER WALKED FOUR TIMES IN A GAME	Bino Watters (4 BB, 1H, 1R, 1RBI), March 26, 2025 vs. Michigan State (9-6 win)
PLAYER WAS HIT BY A PITCH THREE OR MORE TIMES	Estevan Moreno (0-2, 3 HPB, 2R), April 8, 2025 vs. Northwestern (9-7 loss)
PLAYER WAS HIT BY A PITCH FOUR OR MORE TIMES	Brooks Coetzee, March 15, 2023 vs. Holly Springs (1-2, 4 HBP, 2 R, RBI, in 10-9 win with walk-off HBP)
PLAYER STRUCK OUT FIVE OR MORE TIMES IN A GAME	Ross Brezovsky, June 2, 2006 vs Coll. of Charleston in NCAA Lexington, Ky. Regional (2-8, 6 K)
PLAYER HAD TWO SAC BUNTS IN A GAME	Daniel Jung, April 26, 2017 vs. Eastern Michigan (0-2, 2 SAC)
PLAYER HAD TWO SAC FLIES IN A GAME	Daniel Jung, April 2, 2017 vs. NC State (9-2 loss)
PLAYER STOLE 3 BASES IN A GAME	Ryan Cole, May 1, 2022 vs. Boston College (16-10 win)
PLAYER STRANDED 6-9 RUNNERS ON BASE	Jack Penney, April 16, 2024 vs. Valparaiso (1-5, 6 LOB)
PLAYER STRANDED 10 OR MORE RUNNERS ON BASE	Evan Sharpley, May 19, 2009 vs St. John's (1-6, RBI, 10 LOB)
NOTRE DAME STOLE FOUR OR MORE BASES IN A GAME	4, April 30, 2024 at Michigan State (4-3 win)
NOTRE DAME STOLE EIGHT OR MORE BASES IN A GAME	14, March 26, 2019 vs. Chicago State (6-3 win)
NOTRE DAME WAS WALKED 10 OR MORE TIMES IN A GAME	10, March 3, 2026 vs Eastern Michigan (11-1 (8 inn.) win)
NOTRE DAME WAS HIT BY FIVE OR MORE PITCHES IN A GAME	6, March 15, 2023 vs Holly Springs (10-9 win)
NOTRE DAME HIT TWO GRAND SLAMS IN AN INNING	4th inning at Louisville (Noah Coy, Davis Johnson), March 13, 2026
NOTRE DAME HIT THREE HOMERS IN AN INNING	5th inning at Duke (Drew Berkland, Mark Quatrani, Bino Watters), March 6, 2026
NOTRE DAME HIT THREE HOMERS IN A GAME	vs. No. 13 North Carolina (Davis Johnson, Jayce Lee, Noah Coy), March 28, 2026
NOTRE DAME HIT FOUR HOMERS IN A GAME	at Duke (Drew Berkland, Mark Quatrani, Bino Watters, Jamie Zee), March 6, 2026
NOTRE DAME HIT FIVE HOMERS IN A GAME	vs. Boston College (Jack Penney, Estevan Moreno - 2, Simon Baumgardt, Carson Tinney), April 21, 2024



## LAST TIME IT HAPPENED

NOTRE DAME HIT SIX HOMERS IN A GAME	at Tennessee Tech (Penney, Hincks, Baumgardt, Gumpf, Hahn, Williams), March 1, 2024
NOTRE DAME HIT SEVEN HOMERS IN A GAME	vs. No. 4 Florida State (Zimbaro, Moreno, Tinney, Gumpf, DeMarco, Lee, Jefferson), March 28, 2025
NOTRE DAME HIT BACK-TO-BACK HOME RUNS	Mark Quatrani and Bino Watters (first inning), March 24, 2026 (14-3 win vs Western Michigan)
NOTRE DAME WON ON A WALK-OFF HIT (NOT HR)	Mason Barth, March 3, 2026 (11-1 (8 inn.) win vs Eastern Michigan, walk-off single)
NOTRE DAME WON ON A WALK-OFF WILD PITCH	vs. Akron (Macon, Ga.), Feb. 28, 2015 (5-4 win)
NOTRE DAME WON ON A WALK-OFF HOME RUN	Brandon Logan, February 28, 2026 vs. UIC (grand slam in the 8th; 14-2 win)
NOTRE DAME WON ON A WALK-OFF ERROR	vs. No. 19 Clemson, March 21, 2026 (E2 on throw to 1B trying to turn double play, 8-7 win)
NOTRE DAME WON ON A WALK-OFF WALK	Niko Kavadas, May 11, 2019 (5-4 win over Canisius)
NOTRE DAME WON ON A WALK-OFF BALK	Daniel Jung, May 12, 2019 (3-2 win (11) over Canisius)
AN OPPONENT HIT THREE HOME RUNS IN ONE GAME	Kyle Lodise, Georgia Tech, March 21, 2025 (4-5, 3 HR, 5 RBI in 18-7 GT win)
AN OPPONENT HIT A WALK-OFF HOME RUN	Garrett Pennington, March 30, 2024 at No. 22 NC State (Three-run HR in 9th; NCSU 7 - ND 6)
<b>Pitching Categories</b>	
PITCHER THREW A NO-HITTER	Brian Piotrowicz, May 11, 1988 vs Ball State (2-0 win)
PITCHER(S) THREW A COMBINED NO-HITTER	Rory Fox (1.2), Tobey McDonough (3.1), Sammy Cooper (1.0) and Will Jacobsen (1.0), April 21, 2024 vs. Boston College (13-0 win- seven innings)
PITCHER THREW A PERFECT GAME	Never
PITCHER(S) THREW A ONE-HITTER	Austin Temple (W, 7 IP, 1 H) & Will Mercer (2 IP, 0 H), March 6, 2022 at Minnesota (3-1 win)
PITCHER(S) THREW A TWO-HITTER	T. Uber (5.0 IP, 2 H), K. Klosterman (0.2 IP), E. Thurmond (1.1 IP), D. Singleton (1.0 IP) Mar. 1, 2026 at Tennessee Tech (11-0 win)
PITCHER(S) THREW A THREE-HITTER	M. Hearne (7.0 IP, 3 H, 1 R, 1 ER, 2 BB, 4 SO) & S. Guenther (2.0 IP, 2 SO) May 14, 2016 at #16 UNC (3-1 win)
PITCHER THREW A COMPLETE GAME (less than 9 innings)	Rory Fox (7.0 IP, 4 H, 0 R, 0 ER, 0 BB, 6 K, 96 pitches) April 19, 2025 at Stanford (11-0 win in 7 innings)
PITCHER THREW A COMPLETE GAME (9 innings)	Jack Radel (9.0 IP, 4 H, 0 R, 0 ER, 0 BB, 8 K, 117 pitches) March 20, 2026 vs. No 19. Clemson (6-0 win)
PITCHER THREW A COMPLETE GAME (10 innings)	Adam Norton (10 IP, 12 H, 2 ER, 6 K, 1 BB), May 4, 2013 vs USF (4-3 loss)
PITCHER THREW A HOME COMPLETE GAME	John Michael Bertrand (9.0 IP, 5 H, 0 R, 0 ER, 1 BB, 6 K, 108 pitches) June 4, 2021 vs. Central Michigan (10-0 win)
PITCHER THREW A HOME COMPLETE GAME (10 innings)	Adam Norton (10 IP, 12 H, 2 ER, 6 K, 1 BB), May 4, 2013 vs USF (4-3 loss)
PITCHER THREW A ROAD COMPLETE GAME (9 innings)	John Michael Bertrand (9.0 IP, 2 H, 2 R, 1 ER, 0 BB, 8 K, 95 pitches) May 20, 2021 vs. Virginia Tech (8-2 win)
PITCHER THREW A MIDWEEK COMPLETE GAME	Michael Hearne (9.0 IP, 7 H, 0 R, 0 ER, 0 BB, 2 K, 91 pitches) April 19, 2016 at #21 Mich. St. (1-0 win)
PITCHER THREW A MIDWEEK COMPLETE GAME SHUTOUT	Michael Hearne (9.0 IP, 7 H, 0 R, 0 ER, 0 BB, 2 K, 91 pitches) April 19, 2016 at #21 Mich. St. (1-0 win)
PITCHER THREW 9.0+ INNINGS	Adam Norton (10 IP, 12 H, 2 ER, 6 K, 1 BB), May 4, 2013 vs USF (4-3 loss)
PITCHER THREW A COMPLETE GAME SHUTOUT (less than 9 innings)	Rory Fox (7.0 IP, 4 H, 0 R, 0 ER, 0 BB, 6 K, 96 pitches) April 19, 2025 at Stanford (11-0 win in 7 innings)
PITCHER THREW A COMPLETE GAME ACC SHUTOUT (less than 9 innings)	Rory Fox (7.0 IP, 4 H, 0 R, 0 ER, 0 BB, 6 K, 96 pitches) April 19, 2025 at Stanford (11-0 win in 7 innings)
PITCHER THREW A COMPLETE GAME SHUTOUT (9 innings)	Jack Radel (9.0 IP, 4 H, 0 R, 0 ER, 0 BB, 8 K, 117 pitches) March 20, 2026 vs. No 19. Clemson (6-0 win)
PITCHER THREW A COMPLETE GAME ACC SHUTOUT (9 innings)	Jack Radel (9.0 IP, 4 H, 0 R, 0 ER, 0 BB, 8 K, 117 pitches) March 20, 2026 vs. No 19. Clemson (6-0 win)
PITCHER THREW A COMPLETE GAME HOME SHUTOUT	Jack Radel (9.0 IP, 4 H, 0 R, 0 ER, 0 BB, 8 K, 117 pitches) March 20, 2026 vs. No 19. Clemson (6-0 win)
PITCHER THREW A COMPLETE GAME ROAD SHUTOUT	Michael Hearne (9.0 IP, 7 H, 0 R, 0 ER, 0 BB, 2 K, 91 pitches) April 19, 2016 at #21 Michigan State (1-0 win)
PITCHER THREW BACK-TO-BACK COMPLETE GAMES (9 innings)	Michael Hearne, April 13, 2016 vs. Valparaiso (3-1 win) & April 19, 2016 at #21 Michigan State (1-0 win)
AN OPPOSING PITCHER NO-HIT NOTRE DAME	Mar. 26, 2010 at USF, Randy Fontanez (12K) (4-0 loss)
AN OPPOSING PITCHER THREW A COMPLETE GAME	Joey Volini, March 30, 2025 - #4 Florida State (7.0 IP, 4-2 win for Florida State)
PITCHER ALLOWED 12-13 HITS IN A GAME	Sean Guenther, March 19, 2016 at #13 NC State, 7.0 IP, 12 H, 4 ER, 5 K
PITCHER ALLOWED 14+ HITS IN A GAME	Eric Maust, May 10, 2009 vs USF, 7.1 IP, 14 H, 4 ER, 4 K
PITCHER ALLOWED 10 ER IN A GAME	Ryan Richter, Apr. 10, 2010 vs Rutgers, 3.0 IP, 11 H, 10 ER, 2 K
PITCHER ALLOWED 11 ER IN A GAME	Cole Johnson, Apr. 17, 2009 vs West Virginia, 5.0 IP, 10 H, 11 ER, 3 K
PITCHER ALLOWED 12 ER IN A GAME	David Phelps, May 21, 2008 vs West Virginia, 5.2 IP, 10 H, 12 ER, 3 K

**LAST TIME IT HAPPENED**

PITCHER WALKED 6 IN A GAME	John Michael Bertrand, March 19, 2022 at Louisville
PITCHER WALKED 7 IN A GAME	Pat Connaughton, Apr. 6, 2014 at #1 Florida State, 5.2 IP, 7 H, 4 ER, 7 BB, 5 K
PITCHER WALKED 8 OR MORE IN A GAME	Pat Connaughton, May 9, 2014 vs #22 Clemson, 8.0 IP, 3 H, 1 ER, 8 BB, 0 K
PITCHER STRUCK OUT 10-11 BATTERS IN A GAME	Jack Radel (6.0 IP, 6 H, 3 R, 3 ER, 1 BB, 10 K, no-decision) March 28, 2026 vs No. 13 UNC
PITCHER STRUCK OUT 12-14 BATTERS IN A GAME	Jack Radel, April 25, 2025 vs California (7.0 IP, 12 K, 4 H, 1 ER)
PITCHER STRUCK OUT 15+ BATTERS IN A GAME	Aaron Heilman, Apr. 15, 2000 at West Virginia, 10 IP, 2 BB, 18 K
AN OPPOSING STARTING PITCHER PITCHED LESS THAN 1.0 INNING	No. 13 North Carolina - Tom Chmielewski (0.1 IP, 2 H, 0 R, 0 ER, 0 BB, 0 K, 4 pitches), March 29, 2026
AN OPPOSING PITCHER STRUCK OUT 10 OR MORE BATTERS IN A GAME	Logan Lunceford - 13, March 7, 2025 vs. No. 15 Wake Forest (2 H, 3 R, 2 BB, 5.0 IP in 19-5 ND loss)
AN OPPOSING PITCHER STRUCK OUT 15 OR MORE BATTERS IN A GAME	Kyle Hansen - 15 (St. John's-1), Apr. 21, 2011 (6-0 St. John's win)
PITCHER ALLOWED 3 HOME RUNS IN A GAME	Jack Radel vs No. 4 Florida State, March 28, 2025 (16-9 Notre Dame win)
PITCHER ALLOWED 4 HOME RUNS IN A GAME	David Phelps, Apr. 25, 2008 vs St. John's, 6.2 IP, 12 H, 6 ER, 1 K
PITCHER STARTED SEASON 5-0 OR BETTER	John Michael Bertrand (6-0) & Jack Findlay (5-0), 2022
PITCHER RECORDED 10 WINS IN A SEASON	Adam Norton, 2013 (10-5)
PITCHER RECORDED 15 WINS IN A SEASON	Aaron Heilman, 2001 (15-0)
PITCHER HIT THREE OR MORE BATTERS IN A GAME	Matt Bedford, March 10, 2024 at Virginia Tech (3 HBP in 2.1 IP)
NOTRE DAME SHUT OUT AN OPPONENT (1 OR MORE PITCHERS)	Mar. 8, 2026 (2-0 win at Duke): T. Uber (5.2 IP, 2 H), W. Jaisle (0.1 IP), D. Singleton (1.0 IP, 3 H) E. Thurmond (1.2 IP, 2 H), N. Rooney (0.1 IP)
NOTRE DAME WAS SHUT OUT	April 24, 2024 vs. Central Michigan (2-0)
NOTRE DAME WAS SHUT OUT IN CONSECUTIVE GAMES	March 9-10, 2018 at Miami (3-0, 9-0)
NOTRE DAME WAS SHUT OUT IN THREE-STRAIGHT GAMES	Mar. 2-4, 2012 at Texas State (6-0, 6-0, 5-0)
NOTRE DAME DID NOT WALK A BATTER (9 innings)	March 17, 2024 (Jack Radel, Ricky Reeth, David Lally Jr and Caden Spivey in 3-4 loss at Florida State)
<b>Fielding Categories</b>	
PLAYER HAD 20 OR MORE FIELDING CHANCES IN A GAME	Trey Mancini (22), May 3, 2013 vs USF (8-2 loss, 19)
PLAYER HAD 15 OR MORE PUTOUTS IN A GAME	Carter Putz (16), June 5, 2022 vs. #24 Texas Tech (2-1 win)
PLAYER HAD 18 OR MORE PUTOUTS IN A GAME	Zak Kutsulis (19), March 21, 2015 vs Louisville (6-4 loss in 18)
PLAYER HAD 10 OR MORE ASSISTS IN A GAME	Mick Doyle (10), Apr. 18, 2010 at Seton Hall (7-4 win)
PLAYER COMMITTED THREE ERRORS IN A GAME	Lane Richards, Feb. 14, 2015 at Oklahoma (3 errors in 10-9 win)
PLAYER COMMITTED FOUR OR MORE ERRORS IN A GAME	Tommy Chase, Feb. 19, 2012 vs Purdue (4 errors in 15-8 loss)
NOTRE DAME HAD NO ERRORS IN A SERIES	March 7-9, 2025 at No. 13 Wake Forest
NOTRE DAME COMMITTED FOUR ERRORS IN A GAME	March 10, 2026 at Queens (11-6 win)
NOTRE DAME COMMITTED FIVE ERRORS IN A GAME	Feb. 23, 2017 at UC Irvine (18-4 loss)
NOTRE DAME COMMITTED SIX ERRORS IN A GAME	Feb. 15, 2014 at Florida Atlantic (16-6 loss)
NOTRE DAME COMMITTED SEVEN OR EIGHT ERRORS IN A GAME(7)	Apr. 5, 2012 at Seton Hall-1 (5-4 loss)
NOTRE DAME COMMITTED NINE OR MORE ERRORS IN A GAME(9)	Feb. 19, 2012 vs Purdue (15-8 loss)
NOTRE DAME HAD TWO PLAYERS WITH 10 OR MORE PUTOUTS	Connor Hincks (12) and Joey Spence (12), April 7, 2024 vs. No. 2 Clemson (13-12 loss, 11 innings)
<b>Scoring &amp; Miscellaneous Categories</b>	
NOTRE DAME RECORDED 20 OR MORE HITS	20, Feb. 25, 2022 vs. Marist (20-2 win)
NOTRE DAME SCORED 20 OR MORE RUNS	21, April 23, 2022 vs. Wake Forest (21-3 win)
NOTRE DAME SCORED 30 OR MORE RUNS	34, May 25, 1900 vs Indiana (34-7 win)
NOTRE DAME SCORED 10 OR MORE RUNS IN AN INNING	March 13, 2026 at Louisville (10 run 4th inning in 14-11 win)
NOTRE DAME LEFT 15 OR MORE RUNNERS ON BASE	March 19, 2016 at #13 NC State (17 LOB in 8-4 win in 12 innings)
NOTRE DAME CAME BACK FROM A DEFICIT OF 10 OR MORE RUNS	April 7, 2024 vs. No. 2 Clemson (Came back to tie from 11-1 deficit, lost 13-12 in 11 innings)
NOTRE DAME CAME BACK FROM A DEFICIT OF 7 OR MORE RUNS	April 7, 2024 vs. No. 2 Clemson (Came back to tie from 11-1 deficit, lost 13-12 in 11 innings)
NOTRE DAME SURRENDERED A NINTH-INNING LEAD	March 7, 2026 at Duke (led 5-3 in the ninth and lost 6-5)
NOTRE DAME SURRENDERED AN EXTRA-INNING LEAD	March 11, 2016 at No. 4 Louisville (led 2-1 in 10th & 3-2 in 11th), gave up 1 in 10th & 2 in 11th, 4-3 loss in 11)



# LAST TIME IT HAPPENED

NOTRE DAME BEAT A RANKED TEAM	March 22, 2026 vs. No. 19 Clemson (7-4)
NOTRE DAME BEAT A RANKED TEAM ON THE ROAD	March 16, 2025 at No. 10 Clemson (7-3)
NOTRE DAME BEAT A TOP-10 TEAM AT HOME	March 28, 2025 vs No. 4 Florida State (16-9)
NOTRE DAME BEAT A TOP-5 TEAM ON THE ROAD	March 19, 2023 at No. 2 Wake Forest (3-1)
NOTRE DAME WON A SERIES AGAINST A RANKED TEAM	March 20-21, 2026 vs No. 19 Clemson (6-0, 8-7, 7-4)
NOTRE DAME WON A SERIES AGAINST A RANKED TEAM ON THE ROAD	June 10-12, 2022 at No. 1 Tennessee (8-6, 4-12, 7-3)
NOTRE DAME SWEPT A SERIES AGAINST A RANKED TEAM	March 20-21, 2026 vs No. 19 Clemson (6-0, 8-7, 7-4)
NOTRE DAME SWEPT A SERIES AGAINST A TOP-10 TEAM	April 21-23, 2023 vs No. 8 Virginia (10-7, 10-2, 5-4)
NOTRE DAME SWEPT A 3-GAME CONFERENCE SERIES	April 25-27, 2025 vs California (8-1, 10-0 (7), 6-5)
NOTRE DAME SWEPT A 3-GAME CONFERENCE SERIES (HOME)	March 20-21, 2026 vs No. 19 Clemson (6-0, 8-7, 7-4)
NOTRE DAME SWEPT A 3-GAME CONFERENCE SERIES (ROAD)	April 18-20, 2025 at Stanford (9-3, 11-0 (7), 10-9)
NOTRE DAME SWEPT A 3-GAME NON-CONFERENCE SERIES	May 9-11, 2025 vs./at Bowling Green (10-0 (7), 11-1 (8), 4-0)
NOTRE DAME SWEPT A 3-GAME NON-CONFERENCE SERIES (HOME)	May 12-14, 2023 vs Akron (5-2, 5-4, 2-1)
NOTRE DAME SWEPT A 3-GAME NON-CONFERENCE SERIES (ROAD)	February 28-March 2, 2025 at Belmont (12-8, 2-1, 6-2)
NOTRE DAME SWEPT A 3-GAME NON-CONFERENCE WEEKEND	February 27-March 1, 2026 - Ala. A&M (19-2, 7 inn.), UIC (14-2, 8 inn.), Tenn. Tech (11-0, 7 inn.) at Tenn. Tech
NOTRE DAME SWEPT A 4-GAME NON-CONFERENCE WEEKEND	Feb. 19-22, 2015 (Alamo Irish Classic) Incarnate Word (W, 14-1 & 11-1), Villanova (8-1) & Northwestern (7-3)
NOTRE DAME WAS SWEPT IN A CONFERENCE SERIES	March 28-29, 2026 vs. No. 13 North Carolina (5-6, 7-13, 10-15)
NOTRE DAME WAS SWEPT IN A 3-GAME CONFERENCE SERIES (ROAD)	March 7-9, 2025, at No. 15 Wake Forest (5-19, 5-6, 1-11)
NOTRE DAME WAS SWEPT IN A CONFERENCE SERIES (HOME)	March 28-29, 2026 vs. No. 13 North Carolina (5-6, 7-13, 10-15)
NOTRE DAME WAS SWEPT IN A 3-GAME CONFERENCE SERIES (HOME)	March 28-29, 2026 vs. No. 13 North Carolina (5-6, 7-13, 10-15)
NOTRE DAME WAS SWEPT IN A 3-GAME NON-CONFERENCE SERIES	Feb. 15-17, 2019 at Arizona State (1-10, 7-21, 5-16)
NOTRE DAME WAS SWEPT IN A 3-GAME NON-CONF. SERIES (HOME)	Mar. 20-21, 2010 vs Michigan State (0-13, 4-7, 0-3)
NOTRE DAME WAS SWEPT IN A 3-GAME NON-CONF. SERIES (ROAD)	Feb. 15-17, 2019 at Arizona State (1-10, 7-21, 5-16)
THE IRISH PLAYED EXTRA INNINGS	Feb. 22, 2026 vs. Indiana at Jacksonville (9-8 win - 11 innings)
THE IRISH PLAYED IN A 0-0 GAME THAT WENT TO EXTRA INNINGS	April 1, 2022 at #5 Florida State (0-0 into the 12th, ND won 2-0 in 12)
THE IRISH PLAYED 14 OR MORE INNINGS	April 18, 2015 vs. NC State (4-2 loss in 14)
THE IRISH PLAYED 18 OR MORE INNINGS	March 21, 2015 vs. #8 Louisville (6-4 loss in 18)
THE IRISH PLAYED 19 OR MORE INNINGS	May 3, 2012 vs USF (8-2 loss in 19)
THE IRISH PLAYED TWO CONSECUTIVE EXTRA-INNING GAMES	March 19, 2017 at Pitt (won 4-3 in 11 innings and lost 2-1 in 12 innings of doubleheader)
THE IRISH PLAYED THREE CONSECUTIVE EXTRA-INNING GAMES	Mar. 13-15, 2001 in Fresno, CA vs Navy (4-4/10) & vs Fresno State (5-4 win/10) & vs Miami (OH) (3-2 win/11)
NOTRE DAME PLAYED A GAME OVER 4 HOURS (EXTRA INNINGS)	March 19, 2021 vs. Duke (6-4 win in 13 innings; 4:16)
NOTRE DAME PLAYED A GAME OVER 4 HOURS (9 INNINGS)	March 15, 2026 at Louisville (21-12 loss; 4:12)
NOTRE DAME PLAYED A GAME UNDER 2 HOURS	April 19, 2022 vs. Valpo (5-1 win in 9 innings and 1:56)
NOTRE DAME PLAYED CONSECUTIVE GAMES UNDER 2 HOURS	April 3, 2009 vs Villanova (3-1 win in 9 innings; 1:41) & April 4, 2009 vs Villanova (9-3 win in 9 innings; 1:43)



## 2026 Notre Dame Baseball

# ABOUT THE IRISH



**#1 Jayce Lee**

**Career Highs**

**Hits:** 4 (3/1/26 vs Tennessee Tech)  
**Runs:** 4 (3/13/26 at Louisville)  
**RBI:** 3 multiple occasions

• Started 30 games as a freshman... belted his first collegiate home run while also recording a single in a 16-9 win against Florida State... two-sport athlete in high school (basketball and baseball)



**#3 Mason Barth**

**Career Highs**

**Hits:** 3 (3/14/26 at Louisville)  
**Runs:** 2 (2/28/26 vs UIC)  
**RBI:** 3 (2/28/26 vs UIC)

• 2022 State Champion, 2023 State Runner-Up, 2025 State Champion... All-State 2023, 2024, 2025... school record holder in stolen bases, walks, and hit-by-pitch... Academic All-State



**#4 Jonathan Holt**

• Two-sport athlete at Malvern Prep – ice hockey and baseball... earned seven varsity letters – four in hockey, three in baseball... Baseball State Champion 2023 and 2024... Hockey State Champion 2021




**#5 Dylan Singleton**

**Career Highs**

**IP:** 3.0 (3/29/26 vs North Carolina)  
**Ks:** 5 (2/22/26 vs Indiana)

• Third-ranked left-handed pitcher and ninth overall ranked prospect in Virginia by Perfect Game



**#6 Andrew Graham**

**Career Highs**

**Hits:** 4 (5/9/25 at Colorado Mesa)  
**Runs:** 5 (5/7/25 at CSU Pueblo)  
**RBI:** 5 (5/7/25 at CSU Pueblo)  
**HR:** 2 (3/22/25 vs Colorado Mines)

• 2025 D2CCA First Team All-American, All-South Central Region First Team... 2025 ABCA/Rawlings First Team All-American, All-South Central Region First Team... 2025 D2Baseball Second Team All-American



**#7 Caden Crowell**

**Career Highs**

**IP:** 5.1 (2/28/26 vs UIC)  
**Ks:** 5 (3/7/26 at Duke)

• Two-sport athlete in high school (basketball and baseball)... four-year letterwinner in baseball, three-year letterwinner in basketball... son of Jim Crowell, who played for the Reds, Phillies, and Marlins in the MLB



**#9 Troy Reader**

**Career Notes**

**GP:** 3 (3/12/25 at Winthrop;  
 2/27/26 vs Alabama A&M; 3/24/26 vs Western Michigan)

• Two-sport athlete in high school (football and baseball)... five-year varsity letterwinner in baseball, four-year letterwinner in football



**#10 Drew Berkland**

**Career Highs**

**Hits:** 4 (2/22/26 vs Indiana)  
**Runs:** 4 (3/24/26 vs Western Mich.)  
**RBI:** 5 (3/21/25 vs High Point)  
**2B:** 2 (3/6/26 at Duke)

• Three-sport athlete in high school (football, basketball, baseball)... five-year varsity letterwinner in baseball, four-year letterwinner in football... Minnesota Mr. Baseball Finalist (2022)... State Champion in football and basketball



**#11 Noah Coy**

**Career Highs**

**Hits:** 3 multiple occasions  
**Runs:** 4 (2/27/26 vs Alabama A&M)  
**RBI:** 4 (3/13/26 at Louisville)

• Three-sport athlete in high school (football, basketball, baseball)... 2023 Baseball State Runner-Up... three-time football State Champion... in career and single-season yards, catches, and touchdowns as wide receiver



**#12 Will Jaisle**

**Career Highs**

**IP:** 1.1 (3/13/26 at Louisville)  
**Ks:** 3 (3/3/26 vs Eastern Michigan)

• Two-sport athlete in high school (football and baseball)... four-time All-Conference in both baseball and football... Conference MVP in both sports... school record holder in passing yards and touchdowns (career and single season)



**#13 Jamie Zee**

**Career Highs**

**Hits:** 2 multiple occasions  
**Runs:** 3 (2/27/26 vs Alabama A&M)  
**RBI:** 2 multiple occasions

• Two-time First Team All-League (2024, 2025)... 2025 First Team All-County and Third Team All-State... school record holder for hits



**#14 Shane Miranda**

**Career Highs**

**Hits:** 1 (2/27/26 vs Alabama A&M)

• Second Team All-League... Honor Roll and Principal's List honoree... California All-Region First Team Preseason selection by Perfect Game



## 2026 Notre Dame Baseball

# ABOUT THE IRISH



**#15 Bino Watters**

**Career Highs**

**Hits:** 4 (3/24/26 vs Western Mich.)  
**Runs:** 4 (2/15/25 at North Florida)  
**RBI:** 5 (3/18/25 vs Butler)  
**HR:** 2 on two occasions (most recently 3/1/26 vs Tenn. Tech)

• 2025 D1Baseball Freshman All-America Second Team... 2025 ACC All-Freshman Team... led team with 16 multi-hit games in 2025... two-sport athlete in high school (football and baseball)



**#16 Brandon Logan**

**Career Highs**

**Hits:** 3 (2/28/26 vs UIC)  
**Runs:** 2 (2/28/26 vs UIC)  
**RBI:** 4 (2/28/26 vs UIC)  
**HR:** 1 (2/28/26 vs UIC)

• Competed in baseball, football, basketball, and track in high school... member of Notre Dame football team (plays safety)... Rawlings Gold Glove



**#18 Aiden Zerr**

**Career Highs**

**IP:** 2.1 on two occasions  
**Ks:** 2 two times (most recently 3/28/26 vs North Carolina)

• Two-sport athlete in high school (baseball and basketball)... 2025 State Champion in both baseball and basketball... Academic All-State and team captain in both sports



**#19 Mark Quatrani**

**Career Highs**

**Hits:** 4 on two occasions  
**Runs:** 4 (2/27/26 vs Alabama A&M)  
**RBI:** 6 (3/30/24 vs Dartmouth)  
**HR:** 2 on three occasions (most recently 2/22/26 vs Indiana)

• 2024 and 2025 First Team All-Ivy at Cornell... first Cornell catcher to earn first-team all-league selection in consecutive years since 1968 and 1969... 2025 Cape Cod League Champion... 2024 Futures League MVP



**#20 Caleb Ricks**

**Career Highs**

**Hits:** 2 (2/27/26 vs Alabama A&M)  
**Runs:** 1 (2/15/26 at FAU)  
**RBI:** 2 (2/27/26 vs Alabama A&M)  
**2B:** 1 (2/27/26 vs Alabama A&M)

• Two-sport athlete in high school (football and baseball)... had a walk-off single during the 2025 baseball state championship and a pick-six in the football state championship 2024... All-State in both sports



**#21 Dylan Passo**

**Career Highs**

**Hits:** 2 (3/24/26 vs Western Mich.)  
**Runs:** 1 on two occasions  
**RBI:** 1 multiple times  
**HR:** 1 (2/20/26 vs UCF)

• Three-time All-Division... three-time All-Shore honoree... 2025 Hitter of the Year (A-North)... 2025 Sportsmanship Award



**#22 Parker Brzustewicz**

**Career Highs**

**Hits:** 3 multiple times  
**Runs:** 3 (2/15/25 at North Florida)  
**RBI:** 4 multiple times  
**3B:** 1 on two occasions (most recently 4/15/25 vs Valparaiso)

• Safely reached base in 48 of 51 games as freshman via hit, walk, or HBP... Team National and State Champions 2021 and 2022... First Team All-Catholic League 2022, 2023, 2024



**#23 Gian Gamelli**

**Career Highs**

**Hits:** 3 (2/27/26 vs Alabama A&M)  
**Runs:** 1 (2/15/26 at FAU)  
**RBI:** 2 (2/27/26 vs Alabama A&M)  
**2B:** 1 (2/27/26 vs Alabama A&M)

• 2025 League MVP 2025... First Team All Star 2023 and 2025... 2023 Team MVP... Cape Ann League Champion 2025... State Semifinalist 2025... Second Team All-Star 2022



**#24 Ty Uber**

**Career Highs**

**IP:** 6.0 (5/8/22 vs California)  
**Ks:** 8 (3/6/26 at Duke)

• 2022 and 2023 Pac-12 Champion at Stanford... made 55 appearances with 104.2 innings pitched over three seasons (2022, 2023, 2025) at Stanford... two-sport athlete in high school (football and baseball)



**#25 Kellan Klosterman**

**Career Highs**

**IP:** 3.1 on two occasions (most recently 4/15/25 vs Valparaiso)  
**Ks:** 4 (4/15/25 vs Valparaiso)

• 2023 State Baseball Champion... First Team All-GCL 2023... earned first win in a relief appearance against Michigan State (3/26/25)



**#26 Garrett Snyder**

**Career Highs**

**IP:** 1.2 (2/21/26 vs LSU)  
**Ks:** 2 (2/21/26 vs LSU)

• 2024 All-NEPSAC... 2025 Co-Player of the Year... Spring 2025 Trustees Award... 2025 Vanacore Award for contribution to athletics and community... 2025 Sheridan Plaque Winner for excellence in character, academics, and athletics



**#27 Jack Radel**

**Career Highs**

**IP:** 9.0 (3/20/26 vs Clemson)  
**Ks:** 12 (4/25/25 vs California)

• Three-time ACC Pitcher of the Week... 2026 NCBWA Preseason All-America Third Team... 2025 Third Team All-ACC... played in 2017 Little League World Series... two-sport athlete in high school (basketball and baseball)



## 2026 Notre Dame Baseball ABOUT THE IRISH



**#30 Xavier Hirsch**

**Career Highs**  
**IP:** 4.0 (2/14/26 at FAU)  
**Ks:** 6 (2/14/26 at FAU)

• Two-sport athlete in high school (hockey and baseball)... three-time offensive player of the year in hockey... 2022 Team Captain and Team MVP... 2021 WWBa World Championship All-Tournament Team



**#31 Evan Clark**

**Career Highs**  
**IP:** 2.0 (4/22/25 at Indiana State)  
**Ks:** 3 on three occasions (most recently 5/6/25 vs Bradley)

• Competed at both Southern California and Illinois before joining the Irish... had 30 career appearances and 26.1 innings pitched prior to Notre Dame



**#33 Radek Birkholz**

**Career Highs**  
**IP:** 4.0 (4/29/22 vs Boston College)  
**Strikeouts:** 7 (4/29/22 vs Boston College)


• 2021 Gatorade Colorado Player of the Year... 2021 Perfect Game Preseason All-American- West Region First Team... 2020 Perfect Game National Showcase



**#36 Oisín Lee**

**Career Highs**  
**IP:** 3.1 (4/5/25 vs Virginia Tech)  
**Ks:** 4 (3/7/26 at Duke)

• Two-sport athlete in high school (football and baseball)... Area Code 2022 and Perfect Game National 2023 participant... parents are both from Ireland



**#39 Hagan Ward**

**Career Highs**  
**IP:** 2.0 (3/13/24 at Radford)  
**Ks:** 1 multiple times

• Three-time All-League honoree... father (Daniel) was a pitcher at Notre Dame



**#40 Eli Thurmond**

**Career Highs**  
**IP:** 9.0 (3/1/22 at Eastern Florida State)  
**Ks:** 10 (3/1/22 at Eastern Florida State)

• Two-time NCAA Division II National Champion at Tampa... competed at both State College of Florida and University of Tampa prior to Notre Dame



**#44 Trent Hartman**

• 2023 All-City First Team... 2023 All-League First Team... 2023 Team Most Valuable Player... 2021, 2022, 2023, 2024 Scholar Athlete Award



**#45 DJ Helwig**

**Career Highs**  
**IP:** 4.1 (3/2/25 at Belmont)  
**Ks:** 4 (3/2/25 at Belmont)

• Three-time All-State honoree... First Team All-Conference... had 24 wins and 195 strikeouts in high school career



**#46 Noah Rooney**

**Career Highs**  
**IP:** 5.0 (3/11/25 vs Kansas)  
**Ks:** 5 (3/16/25 at Oregon)

• Three-time sport athlete in high school (football, wrestling, baseball)... made 56 appearances with 108.2 innings pitched and 80 strikeouts at Minnesota... Academic All-Big Ten... Big Ten Distinguished Scholar



**#51 Joe Coffey**

• 2025 Academic All-OAC at Baldwin Wallace... 2024 All-Conference and All-Area



**#52 Chase Van Ameyde**

**Career Highs**  
**IP:** 3.1 (2/15/22 at North Florida)  
**Ks:** 6 (2/15/22 at North Florida)  
**Hits:** 1 on two occasions  
**Runs:** 2 (2/22/26 vs Indiana)

• Father (Mark) is the pitching coach at Michigan State... 2024 MaxPreps All-American Second Team... 2024 State Runner-Up... Brother Rice single-season RBI record holder... two-sport athlete in high school (basketball and baseball)



**#55 Davis Johnson**

**Career Highs**  
**Hits:** 3 multiple times  
**Runs:** 3 multiple times  
**RBI:** 6 (3/15/26 at Louisville)  
**HR:** 2 on two occasions (most recently 3/15/26 at Louisville)

• Rhode Island State Catcher of the Year... First Team All-State... had a 14-game on-base streak with 15 hits and 16 RBIs from April 25–May 17 during sophomore season