



NOTRE DAME BASEBALL

2026 Season | Game Notes

FIGHTING IRISH
MEDIA
BASEBALL CONTACT

Sarah Miesle
smiesle@nd.edu
260-602-2466



SERIES OVERVIEW

Date	Time (ET)	Opponent	Location	Probable Starters	Broadcast
May 8	6:30 PM	Oakland	Jake Kline Field at Frank Eck Stadium	RHP Jack Radel vs RHP Ben Green	ACCNX
May 9	2:00 PM	Oakland	Jake Kline Field at Frank Eck Stadium	RHP Ty Uber vs LHP Ethan Glassman	ACCNX
May 10	1:00 PM	Oakland	Jake Kline Field at Frank Eck Stadium	TBA vs RHP Josh Rosenblitt	ACCNX



NOTRE DAME (24-20, 11-16 ACC) vs OAKLAND (10-34, 5-16 HORIZON)

Jake Kline Field at Frank Eck Stadium

Built: 1994 | Capacity: 2,500 | Surface: Artificial Turf

Dimensions: 330-400-330

Head Coaches

NOTRE DAME

SHAWN STIFFLER

GEORGE MASON '01

Record at School:

113-90 (4th Year)

Overall Record:

453-288 (14th Year)

OAKLAND

BRIAN NELSON

TEXAS A&M '10

Record at School:

29-75 (2nd Year)

Overall Record:

same

2026 Schedule Overview

Overall: 24-20 | ACC: 11-16

Home: 13-8 | Away: 8-10 | Neutral: 3-2

Date	Opponent	Broadcast	Time (ET)/Result
02.13	at Florida Atlantic	FAUSports	L, 1-7
02.14	at Florida Atlantic	FAUSports	W, 14-1
02.15	at Florida Atlantic	FAUSports	W, 7-1
02.20	vs. UCF#	DIBaseball	L, 2-4 (10 inn.)
02.21	vs. No. 2 LSU#	DIBaseball	L, 4-9
02.22	vs. Indiana#	DIBaseball	W, 9-8 (11 inn.)
02.27	vs. Alabama A&M^		W, 19-2 (7 inn.)
02.28	vs. UIC^		W, 14-3 (8 inn.)
03.01	at Tennessee Tech	ESPN+	W, 11-0 (8 inn.)
03.03	Eastern Michigan		W, 11-1 (8 inn.)
03.06	at Duke*	ACCNX	W, 10-4
03.07	at Duke*	ACCNX	L, 5-6
03.08	at Duke*	ACCNX	W, 2-0
03.10	at Queens (N.C.)	ESPN+	W, 11-6
03.13	at Louisville*	ACCNX	W, 14-11
03.14	at Louisville*	ACC Network	L, 7-8
03.15	at Louisville*	ACCNX	L, 12-21
03.17	Central Michigan		postponed
03.20	No. 19 Clemson*	ACCNX	W, 6-0
03.21	No. 19 Clemson*		W, 8-7
03.22	No. 19 Clemson*		W, 7-4
03.24	Western Michigan		W, 14-3 (7 inn.)
03.27	No. 13 North Carolina*	ACCNX	L, 5-6
03.28	No. 13 North Carolina*	ACCNX	L, 7-13
03.29	No. 13 North Carolina*	ACCNX	L, 10-15
04.02	at NC State*	ACCNX	L, 3-7
04.03	at NC State*	ACCNX	L, 3-7
04.04	at NC State*	ACCNX	L, 6-7
04.08	Michigan State	ACCN	L, 4-7
04.10	No. 13 Virginia*	ACCNX	L, 4-8
04.11	No. 13 Virginia*	ACCNX	W, 5-3
04.12	No. 13 Virginia*	ACCNX	L, 5-20 (8 inn.)
04.14	Valparaiso	ACCNX	W, 6-1
04.17	at No. 8 Florida State*	ACCNX	L, 0-11 (7 inn.)
04.18	at No. 8 Florida State*	ACCNX	L, 7-9
04.19	at No. 8 Florida State*	ACCNX	L, 4-6
04.22	at Michigan State	BTN	W, 3-2
04.24	No. 22 Boston College*		W, 12-2 (7 inn.)
04.25	No. 22 Boston College*		L, 1-16 (8 inn.)
04.26	No. 22 Boston College*		L, 6-7
04.28	Central Michigan	ACCNX	W, 5-3
04.29	Milwaukee	ACCNX	W, 16-2 (7 inn.)
05.01	Stanford*	ACCNX	W, 6-2
05.02	Stanford*	ACCNX	W, 10-7
05.03	Stanford*	ACCNX	W, 18-13
05.08	Oakland	ACCNX	6:30 p.m.
05.09	Oakland	ACCNX	2:00 p.m.
05.10	Oakland	ACCNX	1:00 p.m.
05.12	vs. Dayton@		6:00 p.m.
05.14	at Pittsburgh*	ACCNX	6:00 p.m.
05.15	at Pittsburgh*	ACCNX	3:00 p.m.
05.16	at Pittsburgh*	ACCNX	1:00 p.m.
05.19-24	ACC Tournament		

* - Atlantic Coast Conference game

- Live Like Lou Jax College Baseball Classic

^ - played at Tennessee Tech

@ - played at Prasco Park (Mason, Ohio)

THE MATCHUP

- The Irish lead the all-time series 12-1.
- The two teams last met on April 6, 2010 as the Irish prevailed 13-6.
- This year marks the first time since 1999 that the teams will play a three-game series.

BY THE NUMBERS

100	John P. and Catherine Murphy Head Baseball Coach Shawn Stiffler is the seventh coach in program history to amass 100+ wins at the helm of the program.
38	Jack Radel retired 38 consecutive batters spanning from the third inning against FAU to the sixth inning against Alabama A&M.
17	Jack Radel's 92 Ks on the season ranks 17th nationally.
16	The team features 16 returners from the 2025 Notre Dame squad that put together a 16-2 record to close out the regular season last spring.
12	The Irish collected 12 two-out RBIs in their series win at Duke.
12	The squad features 12 true freshmen. Six of those 12 were ranked among the top two recruits in the Class of 2025 at their respective positions in their states.
10	Notre Dame scored 10 runs with two grand slams before recording an out in the 14-11 Friday win at Louisville.
9	Caden Crowell was ranked as No. 9 on the DIBaseball Freshman Impact List for 2026.
7	Seven transfer student-athletes joined the Irish for the 2026 season, including five graduate student-athletes.
6.0	Jack Radel threw 6.0 perfect innings with nine strikeouts on just 68 pitches against UCF.
5	The Irish posted a season-best five home runs in their 18-13 Sunday win over Stanford.
2	The Irish have posted two 10-run innings in the 2026 season in wins over Louisville and No. 22 Boston College.



2026 Notre Dame Baseball TEAM ROSTER

No.	Name	Pronunciation	Class	Pos.	Ht.	Wt.	B/T	Hometown	H.S./Previous
1	Jayce Lee	chase with a J	So.	OF	6-4	205	R/R	South Bend, Ind.	Saint Joseph
3	Mason Barth		Fr.	INF	5-9	202	R/R	St. John, Ind.	Andrean
4	Jonathan Holt		So.	INF	6-2	203	R/R	Glen Mills, Pa.	Malvern Prep
5	Dylan Singleton		Fr.	LHP	6-2	192	L/L	Bradenton, Fla.	PDG Academy
6	Andrew Graham		Gr.	INF	5-9	205	R/R	Seattle, Wash.	Seattle Prep/Yakima Valley College/Metropolitan State University of Denver
7	Caden Crowell	kroll	Fr.	LHP/INF	6-4	205	L/L	Valparaiso, Ind.	Valparaiso
9	Troy Reader	ree-der	Jr.	C	6-0	200	R/R	Tampa, Fla.	Berkeley Prep
10	Drew Berkland		Gr.	OF	5-11	208	R/R	Wayzata, Minn.	Wayzata/Minnesota
11	Noah Coy		So.	INF	5-11	182	L/R	Greenwood, Ind.	Center Grove
12	Will Jaisle	JIGH-zul	Fr.	RHP	6-2	230	R/R	Batesville, Ind.	Batesville
13	Jamie Zee		Fr.	INF	5-9	187	R/R	Hasbrouck Heights, N.J.	Bergen Catholic
14	Shane Miranda		Fr.	C	6-0	207	L/R	Chula Vista, Calif.	Saint Augustine
15	Bino Watters	BEE-no	So.	OF/INF	6-2	215	L/L	Rochester Hills, Mich.	Rochester Adams
16	Brandon Logan		Fr.	OF	6-0	201	R/R	Fort Wayne, Ind.	Snider
18	Aiden Zerr		Fr.	RHP	6-2	210	R/R	Brandon, S.D.	Brandon Valley
19	Mark Quatrani	kwah-TRA-knee	Jr.	C	5-11	210	R/R	Philadelphia, Pa.	The Haverford School/Cornell
20	Caleb Ricks		Fr.	OF	5-11	185	R/R	Elizabethtown, Ky.	Trinity
21	Dylan Passo	PASS-oh	Fr.	INF	6-2	202	L/L	Red Bank, N.J.	Red Bank Catholic
22	Parker Brzustewicz	brew-STEV-itch	So.	INF	6-3	197	R/R	Rochester Hills, Mich.	Orchard Lake St. Mary's
23	Gian Gamelli	JEE-on guh-MELL-ee	Fr.	LHP	6-3	202	L/R	Wenham, Mass.	Hamilton-Wenham Regional
24	Ty Uber		Gr.	RHP	6-4	237	R/R	Cameron Park, Calif.	Ponderosa/Stanford
25	Kellan Klosterman	KLOSS-ter-man	So.	RHP	6-1	184	R/R	Loveland, Ohio	Archbishop Moeller
26	Garrett Snyder		Fr.	RHP	6-5	232	R/R	Farmington, Conn.	Cheshire Academy
27	Jack Radel	ruh-DELL	Jr.	RHP	6-5	250	R/R	Sioux Falls, S.D.	Roosevelt
30	Xavier Hirsch	ZAY-vee-er	Sr.	RHP	6-5	205	L/R	Mansfield, Texas	Mansfield
31	Evan Clark		Gr.	LHP	5-11	195	L/L	Western Springs, Ill.	IMG Academy/USC/Illinois
33	Radek Birkholz	RAD-ik	Gr.	RHP	5-11	200	R/R	Highlands Ranch, Colo.	Valor Christian
36	Oisin Lee	oh-SHEEN	So.	RHP	6-6	200	R/R	Newton, Mass.	St. Mark's
39	Hagan Ward	hay-gan	Jr.	RHP	6-7	250	R/R	Wellesley, Mass.	St. Sebastian's School
40	Eli Thurmond		Gr.	RHP	6-3	210	R/R	Bradenton, Fla.	Bradenton Christian/State College of Florida/Tampa
44	Trent Hartman		So.	C	5-10	180	R/R	Cincinnati, Ohio	Indian Hill
45	DJ Helwig		Jr.	RHP	6-6	215	R/R	Mokena, Ill.	St. Laurence
46	Noah Rooney		Sr.	LHP	6-0	170	L/L	Perham, Minn.	Perham/Minnesota
51	Joe Coffey		So.	INF	6-2	210	R/R	Hinsdale, Ill.	Benet Academy/Baldwin Wallace
52	Chase Van Ameyde	VAN-uh-MEAD	So.	RHP/INF	6-5	200	R/R	Lake Orion, Mich.	Brother Rice
55	Davis Johnson		Jr.	C/OF	6-0	195	L/R	Providence, R.I.	Moses Brown

Coaching Staff

29	Shawn Stiffler (George Mason '01)	John P. and Catherine Murphy Head Baseball Coach	Fourth Season/14th Overall
37	Ryan Munger (Duke '13)	Assistant Coach	Fourth Season
32	Lucas Jones (Lynchburg '05)	Assistant Coach	Second Season
35	Seth Voltz (Virginia Commonwealth '12)	Assistant Coach	Fourth Season
	Adam Dofflemeyer (Lynchburg '21)	Director of Pitching Development	Second Season
34	Cameron Lane (Lynchburg '22)	Director of Player Development	First Season

City Pronunciations:

Wayzata - why-ZET-uh | Lake Orion - Lake OH-ree-un

High School Pronunciation:

Andrean - an-DRAY-an



2026 Notre Dame Baseball
TV / RADIO ROSTER



#1 Jayce Lee
So. | OF | 6-4 | 205 | R/R
South Bend, Ind.
St. Joseph



#3 Mason Barth
Fr. | INF | 5-9 | 202 | R/R
St. John, Ind.
Andrean



#4 Jonathan Holt
So. | INF | 6-2 | 203 | R/R
Glen Mills, Pa.
Malvern Prep



#5 Dylan Singleton
Fr. | LHP | 6-2 | 192 | L/L
Bradenton, Fla.
PDG Academy



#6 Andrew Graham
Gr. | INF | 5-9 | 205 | R/R
Seattle, Wash.
Seattle Prep
Yakima Valley College/
Metropolitan State
University of Denver



#7 Caden Crowell
Fr. | LHP/INF | 6-4 | 205 | L/L
Valparaiso, Ind.
Valparaiso



#9 Troy Reader Jr. | C | 6-0 | 200 | R/R
Tampa, Fla.
Berkeley Prep



#10 Drew Berkland
Gr. | OF | 5-11 | 208 | R/R
Wayzata, Minn.
Wayzata
Minnesota



#11 Noah Coy
So. | INF | 5-11 | 182 | L/R
Greenwood, Ind.
Center Grove



#12 Will Jaisle
Fr. | RHP | 6-2 | 230 | R/R
Batesville, Ind.
Batesville




#13 Jamie Zee
Fr. | INF | 5-9 | 187 | R/R
Hasbrouck Heights, N.J.
Bergen Catholic




#14 Shane Miranda
Fr. | C | 6-0 | 207 | L/R
Chula Vista, Calif.
Saint Augustine



#15 Bino Watters
So. | OF/INF | 6-2 | 215 | L/L
Rochester Hills, Mich.
Rochester Adams



#16 Brandon Logan
Fr. | OF | 6-0 | 201 | R/R
Fort Wayne, Ind.
Snider



#18 Aiden Zerr
Fr. | RHP | 6-2 | 210 | R/R
Brandon, S.D.
Brandon Valley



#19 Mark Quatrani Jr. | C | 5-11 | 210 | R/R
Philadelphia, Pa.
The Haverford School
Cornell



#20 Caleb Ricks
Fr. | OF | 5-11 | 185 | R/R
Elizabethtown, Ky.
Trinity



#21 Dylan Passo
Fr. | INF | 6-2 | 202 | L/L
Red Bank, N.J.
Red Bank Catholic



#22 Parker Brzustewicz
So. | INF | 6-3 | 197 | R/R
Rochester Hills, Mich.
Orchard Lake St. Mary's



#23 Gian Gamelli
Fr. | LHP | 6-3 | 202 | L/R
Wenham, Mass.
Hamilton-Wenham Regional



#24 Ty Uber
Gr. | RHP | 6-4 | 237 | R/R
Cameron Park, Calif.
Ponderosa
Stanford



#25 Kellan Klosterman
So. | RHP | 6-1 | 184 | R/R
Loveland, Ohio
Archbishop Moeller



#26 Garrett Snyder
Fr. | RHP | 6-5 | 232 | R/R
Farmington, Conn.
Cheshire Academy



#27 Jack Radel Jr. | RHP | 6-5 | 250 | R/R
Sioux Falls, S.D.
Roosevelt



2026 Notre Dame Baseball TV / RADIO ROSTER



#30 Xavier Hirsch
Sr. | RHP | 6-5 | 205 | L/R
Mansfield, Texas
Mansfield



#31 Evan Clark
Gr. | LHP | 5-11 | 195 | L/L
Western Springs, Ill.
IMG Academy
USC/Illinois



#33 Radek Birkholz
Gr. | RHP | 5-11 | 200 | R/R
Highlands Ranch, Colo.
Valor Christian



#36 Oisin Lee
So. | RHP | 6-6 | 200 | R/R
Newton, Mass.
St. Mark's



#39 Hagan Ward
Jr. | RHP | 6-7 | 250 | R/R
Wellesley, Mass.
St. Sebastian's School



#40 Eli Thurmond
Gr. | RHP | 6-3 | 210 | R/R
Bradenton, Fla.
Bradenton Christian
State College of Florida/
Tampa



#44 Trent Hartman
So. | C | 5-10 | 180 | R/R
Cincinnati, Ohio
Indian Hill



#45 DJ Helwig
Jr. | RHP | 6-6 | 215 | R/R
Mokena, Ill.
St. Laurence



#46 Noah Rooney
Sr. | LHP | 6-0 | 170 | L/L
Perham, Minn.
Perham
Minnesota



#51 Joe Coffey
So. | INF | 6-2 | 210 | R/R
Hinsdale, Ill.
Benet Academy
Baldwin Wallace



#52 Chase Van Ameyde
So. | RHP | 6-5 | 200 | R/R
Lake Orion, Mich.
Brother Rice



#55 Davis Johnson
Jr. | C/OF | 6-0 | 195 | L/R
Providence, R.I.
Moses Brown

COACHING STAFF



Shawn Stiffler
John P. and Catherine Murphy
Head Baseball Coach
George Mason '01
Fourth Season



Ryan Munger
Assistant Coach
Duke '13
Fourth Season



Seth Voltz
Assistant Coach
Virginia Commonwealth '12
Fourth Season



Lucas Jones
Assistant Coach
Lynchburg '05
Second Season

THE STIFFLER FILE

	Years	Overall	Conference
VCU Head Coach	2013-2022	340-198	140-67
Notre Dame Head Coach	2023-present	113-90	49-65
	TOTALS	453-288	189-132

Championship Titles:

2015 A-10 Tournament Champions | 2015 Dallas Regional Champions
2017 A-10 Regular Season Champions
2019 A-10 Regular Season Champions
2021 A-10 Regular Season and Tournament Champions
2022 A-10 Tournament Champions



Adam Dofflemyer
Director of Pitching Development
Lynchburg '21
Second Season



Cameron Lane
Director of Player Development
Lynchburg '22
First Season



University and Program Information

NOTRE DAME INFORMATION

Table with 2 columns: Category (Conference, Home Field, etc.) and Value (Atlantic Coast Conference, Jake Kline Field, etc.)

NOTRE DAME BASEBALL HISTORY

Table with 2 columns: Event (First Season, First/Most Recent NCAA Appearance) and Year (1892, 1949/2022)

NCAA Tournament Appearances

1949, 1956, 1957, 1958, 1959, 1960, 1963, 1970, 1989, 1992, 1993, 1994, 1996, 1999, 2000, 2001, 2002, 2003, 2004, 2005, 2006, 2015, 2021, 2022

World Series Appearances

1957, 2002, 2022

Regional Hosts

1949, 1959, 1999, 2001, 2002, 2004, 2021

ALL-TIME HEAD COACHES

Table with 4 columns: Coach Name, Start Year, End Year, and Notes

Series History

Table with 4 columns: OAKLAND, 12-1 at ND, 0-0 at OU, 0-0 Neutral, and Game Details (Date, Result, Score, Location)

IRISH COACHING HISTORY

Table with 2 columns: Coach and W-L-T (Pct.)

2026 Irish Records by Miscellaneous Scenario

BY UNIFORM COLOR

- All Blue - 5-3
All Gray - 5-7
All Cream - 4-3
All White - 5-3
All Green - 0-0
Pinstripes - 5-1
Blue Top-Gray Bottom - 0-1
Pinstripe Top-Blue Bottom - 0-1
Green Top-Cream Bottom - 0-1

BY DUGOUT

- First Base Dugout - 5-2
Third Base Dugout - 19-18

BY SCORE SCENARIOS

- Irish score first - 15-8
Opponent scores first - 9-12
Leading after 5 - 17-4
Tied after 5 - 2-3
Trailing after 5 - 5-13
Leading after 7 - 20-5
Tied after 7 - 2-1
Trailing after 7 - 2-14
In extra innings - 1-1

BY START TIME

- Morning Start (before noon) - 2-0
Afternoon Start (noon-5 pm) - 15-12
Evening Start (5 pm or later) - 7-8

BY FIELD SURFACE

- Natural Grass - 5-9
Artificial Turf - 19-11

BY MONTH

- February - 5-3
March - 10-6
April - 6-11
May - 3-0



ACC STANDINGS AND INFO | NATIONAL POLLS

2026 ACC PRESEASON RANKINGS

Rk.	Team	Points (*)
1.	Georgia Tech	237 (7)
2.	North Carolina	236 (6)
3.	Florida State	221 (1)
4.	Louisville	196
5.	Clemson	185 (2)
6.	NC State	169
7.	Virginia	165
8.	Miami	159
9.	Wake Forest	145
10.	Stanford	99
11.	Virginia Tech	89
12.	Notre Dame	87
13.	Duke	67
14.	Pitt	45
15.	California	41
16.	Boston College	35

*Denotes number of first-place votes

ACC WEEKLY AWARDS

Players of the Week

Feb. 16 - Derek Williams, Miami
Feb. 23 - Dylan Dubovik, Miami
Mar. 2 - Cider Canon, Duke
Mar. 9 - Lorenzo Carrier, Pitt
Mar. 16 - Vahn Lackey, Georgia Tech
Mar. 23 - Myles Bailey, Florida State
Mar. 30 - Caden Dulin, Pitt; Teddy Tokheim, Stanford
Apr. 6 - Jake Ogden, Miami
Apr. 13 - Carson Kerce, Georgia Tech
Apr. 20 - Kade Lewis, Wake Forest
Apr. 27 - Drew Burress, Georgia Tech
May 4 - Mark Quatrani, Notre Dame
May 11
May 17

Pitchers of the Week

Feb. 16 - Wyatt Danilowicz, Louisville
Feb. 23 - Jack Radel, Notre Dame
Mar. 2 - Michael Sherman, Clemson
Mar. 9 - Blake Morningstar, Wake Forest
Mar. 16 - Trey Beard, Florida State
Mar. 23 - Jack Radel, Notre Dame
Mar. 30 - Wes Mendes, Florida State
Apr. 6 - Bryson Moore, Florida State
Apr. 13 - Caden Glauber, North Carolina
Apr. 20 - Michael Sherman, Clemson
Apr. 27 - Brett Renfrow, Virginia Tech
May 4 - Wes Mendes, Florida State
May 11
May 17

2026 DIBASEBALL TOP 25

Rk.	Team
1.	UCLA
2.	North Carolina
3.	Georgia Tech
4.	Texas
5.	Georgia
6.	Auburn
7.	Kansas
8.	Coastal Carolina
9.	Texas A&M
10.	Oregon State
11.	Mississippi State
12.	Southern Miss
13.	Oregon
14.	Florida State
15.	West Virginia
16.	Arizona State
17.	Arkansas
18.	Southern California
19.	Alabama
20.	Ole Miss
21.	Florida
22.	Boston College
23.	Virginia
24.	Oklahoma
25.	Nebraska

2026 ACC STANDINGS

Rk.	Team	Overall	ACC
1.	Georgia Tech	39-8	19-5
2.	North Carolina	37-9-1	17-7
3.	Boston College	35-16	17-10
4.	Florida State	34-14	15-9
5.	Miami	33-14	13-11
6.	Wake Forest	32-17	14-13
t7.	Virginia	32-16	12-12
t7.	NC State	30-17	12-12
9.	Virginia Tech	25-21	13-14
t10.	Pitt	28-18	10-14
t10.	Louisville	26-23	10-14
t10.	Stanford	23-22	10-14
13.	Notre Dame	24-20	11-16
14.	Duke	23-25	9-15
t15.	Clemson	29-20	8-16
t15.	California	25-23	8-16

*sorted and ranked by wins prior to conference competition; ranked by ACC and overall win percentage

NCBWA National Players of the Week

Hitter of the Week

Feb. 17 - Tyce Armstrong, Baylor; Dee Kennedy, Kansas State
Feb. 24 - Will Gasparino, UCLA
Mar. 3 - Cider Cannon, Duke; Weber Neels, Minnesota
Mar. 10 - Quinton Coats, Cincinnati; Lorenzo Carrier, Pitt
Mar. 17 - James Smith IV, Memphis
Mar. 24 - Brayden Bakes, Illinois State; Terrick Thompson-Allen, SU-Edwardsville
Mar. 31 - Maddox Haley, Gonzaga; Brandon Rogers, Purdue
Apr. 7 - Tyson LeBlanc, Kansas
Apr. 14 - Landon Hairston, Arizona State
Apr. 21 - Drew Grego, Nebraska
Apr. 28 - Eric Guevara, Auburn; Jordan Jaffe, Liberty
May 5 - Tyce Armstrong, Baylor; Johnny Sweeney, USC Upstate
May 12
May 18

Pitcher of the Week

Feb. 17 - Chris Olivier, RHP, Lamar
Feb. 24 - Colin Fisher, LHP, Arkansas; Dax Whitney, RHP, Oregon State
Mar. 3 - Andrew Herrmann, LHP, Louisiana
Mar. 10 - Grayden Harris, LHP, Southern Miss
Mar. 17 - Trey Beard, RHP, Florida State; Maxx Yehl, LHP, West Virginia
Mar. 24 - Tyler Fay, RHP, Alabama
Mar. 31 - Max Vaisvila, LHP, Northern Illinois
Apr. 7 - Chase Frey, LHP, Grand Canyon; Shan Brinham, LHP, Michigan
Apr. 14 - Logan Reddemann, RHP, UCLA
Apr. 21 - Smith Bailey, RHP, Arizona
Apr. 28 - Tegan Kuhns, RHP, Tennessee; Brett Renfrow, RHP, Virginia Tech
May 5 - Isaiah Magdeleno, RHP, Hawaii
May 12
May 18

2026 NCBWA TOP 25

Rk.	Team
1.	UCLA
2.	North Carolina
3.	Georgia Tech
4.	Texas
5.	Georgia
6.	Auburn
7.	Oregon State
8.	Coastal Carolina
9.	Kansas
10.	Texas A&M
11.	Mississippi State
12.	Southern Miss
13.	Florida State
14.	West Virginia
15.	Oregon
16.	Arkansas
17.	Southern California
18.	Alabama
19.	Arizona State
20.	Oklahoma
21.	Florida
22.	Virginia
23.	Ole Miss
24.	Jacksonville State
25.	Boston College





2026 Notre Dame Baseball IRISH INSIGHT - 2026 SEASON

IRISH VETERANS

The 2026 Irish baseball team features 16 returners from the 2025 Notre Dame squad that put together a 16-2 record to close out the regular season last spring.

- Juniors Jack Radel and Davis

Johnson played integral roles in the success of the team a season ago. Radel was the Friday night starter for the Irish in his sophomore season and earned All-ACC honors in 2025. Johnson competed in 41 games a year ago and belted seven home runs with six doubles.

- The 2026 Irish sophomore class marks Coach Stiffler's first recruiting class on campus after he took over the program in 2023. Parker Brzustewicz, Noah Coy, Jayce Lee and Bino Watters set a strong foundation for the squad and will be looked upon to be the core to continue the growth of the program in 2026.

- Fellow sophomores Oisin Lee, Chase Van Ameyde and Kellan Klosterman were stalwarts in the bullpen for the Irish in their freshman seasons. They each made at least 13 appearances in their rookie seasons in South Bend.

- Five position players who return in 2026 competed in at least 20 games a season ago. Six returning pitchers made at least 10 appearances.

EXPERIENCED NEWCOMERS

The Irish brought in seven transfers over the summer.

- Andrew Graham (Yakima Valley College/ Metropolitan State University of Denver), Evan Clark (USC/Illinois), Drew Berkland (Minnesota), Ty Uber (Stanford) and Eli Thurmond (State College of Florida/Tampa) all join the Irish as graduate transfers for 2026.

- Senior Noah Rooney (Minnesota) and junior Mark Quatrani (Cornell) also joined the Notre Dame squad.

TALENTED FRESHMEN

The 2026 baseball squad features 12 true freshmen for the Irish.

- Caden Crowell was ranked as the top left-handed pitcher in the state of Indiana and the 15th LHP nationally in the 2025 class by Perfect Game.

- Brandon Logan, a two-sport athlete for the Irish as a member of the Notre Dame football team, was ranked as the best outfielder in the state of Indiana and the 28th outfielder in the country.

- Dylan Passo was the top-ranked first baseman in the state of New Jersey and the 18th ranked first baseman in the country in the Class of 2025.

- Aiden Zerr was the top-ranked RHP and the second-ranked overall recruit in the state of South Dakota in the latest recruiting class.

- Gian Gamelli was the top-ranked LHP and the eighth-ranked overall recruit in the state of Massachusetts.

- Mason Barth joined the Irish as the second-ranked shortstop in Indiana and the 12th ranked recruit in the state.

EYES ON THE IRISH

BUSTER POSEY CATCHER OF THE WEEK

Junior catcher Mark Quatrani was selected as the Buster Posey Collegiate Catcher of the Week by the College Baseball Foundation. He hit .632 with a .947 slugging percentage and a 1.572 OPS. Quatrani added 1.000 fielding percentage and was named ACC Player of the Week.

GOLDEN SPIKES MIDSEASON LIST


Junior RHP Jack Radel was named to the 2026 Golden Spikes Award Midseason Watch List. Radel was one of 45 amateur baseball players named to the midseason watch list. Additionally, he was one of 17 pitchers to earn the midseason recognition from USA Baseball.

BUSTER POSEY MIDSEASON LIST

Junior catcher Mark Quatrani was named to the 2026 Buster Posey National Collegiate Catcher of the Year Award Midseason Watchlist. He was one of 50 catchers to be named to the midseason list by the Wichita Sports Commission. The Philadelphia, Pennsylvania native has consistently been among the national leaders in hits, batting average, home runs, runs batted in and slugging percentage during the 2026 season.

RADEL - ACC PITCHER OF THE WEEK

Jack Radel was named as the ACC Pitcher of the Week on February 23. He threw 6.0 perfect innings at the Live Like Lou Jax Baseball Classic against UCF. He tied the tournament record with nine strikeouts and needed just 68 pitches to retire the 18 batters he faced in the contest. It was the second ACC Pitcher of the Week honor of his career.



Radel earned his second ACC Pitcher of the Week honor on March 23. He had a complete-game shutout victory on the bump as the Irish won 6-0 against No. 19 Clemson in the series opener. He allowed just four singles while striking out eight with zero walks on 117 pitches. He was the first ACC pitcher to repeat the honor in 2026.


ALL-TOURNAMENT TEAM HONOREES

Jack Radel (starting pitcher), Mark Quatrani (catcher) and Drew Berkland (outfielder) were all named to the 2026 Live Like Lou Jax Baseball Classic All-Tournament Team for their performances during the weekend.

IRISH TRIO NAMED TO WATCH LISTS

Noah Coy, Chase Van Ameyde and Jack Radel were named to award watch lists in early March by the College Baseball Foundation.

- Coy was named to the 2026 watch list for the Brooks Wallace Award, which honors the nation's top shortstop. It is named for former Texas Tech shortstop Brooks Wallace, who played for the Red Raiders from 1977 to 1980. He passed away from leukemia at the age of 27.





2026 Notre Dame Baseball IRISH INSIGHT

• Van Ameyde is on the 2026 watch list for the John Olerud Two-Way Player of the Year. The award is named after former Washington State University standout John Olerud, who was a first baseman and left-handed pitcher during the late 1980s. He was inducted into the National College Baseball Hall of Fame in 2007.

• Radel is on the 2026 National Pitcher of the Year Watch List.

TOP-RANKED TALENT

The Irish have six players listed in the D1baseball.com Preseason rankings by position.

- Sophomore Bino Watters was the 17th ranked first baseman.
- Junior Jack Radel was 29th on the starting pitchers list.
- Junior Mark Quatrani was 49th on the catchers list.
- Graduate student Drew Berkland was 63rd on the outfielders report.
- Sophomore Oisin Lee came in at 74th on the relief pitchers list.
- Junior Davis Johnson was listed at 132nd in the outfielder rankings.


Additionally, Notre Dame had representation on the D1Baseball Impact Freshman List as Caden Crowell came in at No. 9 on the ranking.

AROUND THE HORN CATCHERS

• Junior Mark Quatrani joins the Irish after a successful two seasons at Cornell and has made an immediate impact. A two-time First Team All-Ivy selection, Quatrani will be a frontrunner for the Irish behind the plate in 2026. He posted 80 hits with 51 runs, 12 doubles, a triple and 17 home runs in two seasons with the Big Red. Quatrani slashed .338/.612/.461 over his first two seasons of collegiate baseball. Defensively, he has cut down 27 of 111 (24.3 percent) of runners trying to steal.

• Freshman Shane Miranda was the No. 7 ranked catcher in the state of California in the 2025 recruiting class. He was a California All-Region First Team Preseason selection by Perfect Game in 2025

• Junior Davis Johnson saw time behind the plate in both his freshman and sophomore seasons. While he is also likely to get reps in the outfield in 2026, Johnson will be looked upon for his experience behind the dish.



INFIELDERS

• Sophomore Noah Coy has made the move to shortstop to anchor the middle infield for the Irish in 2026. He has started each of the team's games at shortstop this spring. Coy had a huge summer season with the Kalamazoo Growlers, boasting a .363 batting average on his way to earning the 2025 Rawlings Hitting Award. He was named as a breakout player to watch for the Irish by D1Baseball.

• Sophomore Parker Brzustewicz has been a consistent starter at first base for the Irish in the 2026 season. His .415 on-base percentage was the second-highest among returning Irish players as he led the team with 56 hits last spring.

• Freshman Jamie Zee has been a stalwart at the hot corner for the Irish in 2026. Zee has been a mainstay for the squad at third base. The fourth-ranked shortstop in the state of New Jersey in the Class of 2025, he set his high school's hit record.

• Fellow freshman Mason Barth has been the go-to man at second base thus far in the 2026 season for the Irish. Barth joined the team as the second-ranked shortstop in Indiana and the 12th ranked recruit in the state.

• Freshman Dylan Passo has added several starts at first base in 2026 while Brzustewicz has collected playing time at third base.

OUTFIELDERS

• Graduate transfer Drew Berkland has served as the anchor for the Irish in the outfield in 2026. A four-year player at the University of Minnesota, he collected 92 career hits over three seasons with 18 home runs, 70 RBI and 62 runs scored. Berkland played in all 52 of Minnesota's games in 2025 and had a .293 batting average with 10 doubles, 14 home runs and a team-best 53 RBI.

• Sophomores Jayce Lee and Bino Watters along with junior Davis Johnson will provide veteran experience in the outfield.

• One of the breakout players to watch by D1Baseball, Lee is in line to start in right field for the Irish. Lee tallied 22 hits over 36 appearances with 20 runs scored, a double, two triples and four home runs. Over the summer, he slashed .330/.421/.468 with 13 doubles and 13 stolen bases in the Northwoods League with the Kalamazoo Growlers.

• Watters made 19 appearances in the outfield in 2025 and split time between left and right field for the Irish. A Freshman All-America Second Team selection by D1Baseball and a 2025 ACC All-Freshman Team honoree a season ago, Watters made 44 total appearances in his rookie season. He hit .317 on the year with a .549 slugging percentage after amassing 52 hits, nine doubles, a triple and nine homers with 39 RBI.

• Johnson will likely split time between the outfield and catching. He mostly split time between catching and serving as the DH in 2025 with one appearance in the outfield in his sophomore season. Johnson put up a .281 batting average and a .492 slugging percentage a year ago with 38 runs, six doubles, seven home runs and 28 RBI.

• Freshman Brandon Logan will be in the mix in the outfield for the Irish as well after joining the baseball team as one of the highest-ranked outfield recruits in the country.

STARTING PITCHERS

• Junior RHP Jack Radel, freshman LHP Caden Crowell and graduate student RHP Ty Uber are set to get the nod for the starting rotation during opening weekend.



- Radel was named as a Preseason All-America Third Team selection for the 2026 season by the NCBWA. He was an All-ACC performer in his sophomore season and earned ACC Pitcher of the Week honors after posting a career-best 12 strikeouts over 7.0 innings of work in a win over California. He registered 70.1 innings pitched with 13 starts and 60 strikeouts in 2025 for the Irish.

- Radel earned ACC Pitcher of the Week honors on February 23 after throwing six perfect innings against UCF and striking out nine on just 68 pitches.

- Crowell was named as the 2025 Indiana Baseball Player of the Year by Prep Baseball Indiana. The lefty true freshman gave up just two earned runs over 55 innings while racking up 97 strikeouts and only 11 walks in his senior season in high school. He posted a perfect 6-0 record, a 0.53 WHIP, did not allow an extra-base-hit or any stolen bases the entire spring and held opponents to a .098 batting average. He was key to helping Valparaiso High School to their first-ever IHSA State Championship in 2025. His father, Jim, played 13 years of professional baseball, having stints with the Cincinnati Reds, Philadelphia Phillies, Florida Marlins and Toronto Blue Jays organizations.

- Uber was a two-time Pac-12 Champion during his time at Stanford. He joins the Irish with 15 starts and 55 total appearances under his belt in three seasons with the Cardinal. He tallied three saves and struck out 29 batters in 35.0 innings of work during the 2025 season. He was named as a Notre Dame Breakout Player to Watch by D1Baseball.

- RHP Kellan Klosterman and RHP DJ Helwig each earned starts in 2025. Klosterman was tabbed as the midweek starter for the Irish on five occasions and made eight appearances in relief in his freshman season in South Bend. He recorded 22 strikeouts over 25.1 innings of work with a 1-1 record in his rookie campaign. Helwig earned the start for game two against Virginia Tech and tacked on nine appearances in relief in his sophomore season. Helwig posted 23 strikeouts in 20.2 innings while going 2-1 on the bump in 2025.

RELIEF PITCHERS

- RHP Oisin Lee, RHP Chase Van Ameyde, RHP DJ Helwig, RHP Xavier Hirsch and RHP Radek Birkholz all made relief appearances in 2025.

- Oisin Lee was listed among the top relief pitchers in the nation ahead of the 2026 season. He was ranked in the D1Baseball position list and was on the NBCWA Stopper of the Year Preseason

Watch List. A Notre Dame Breakout Player to Watch according to D1Baseball, Lee is in line to be the closer for the Irish in 2026. He held opponents to a .194 batting average over the summer with North Shore in the NECBL.

- Chase Van Ameyde picked up a save and 31 strikeouts in just 23.2 innings a season ago for the Irish. Van Ameyde was also named as a Notre Dame Breakout Player to Watch by D1Baseball, he could be a two-way player for the Irish in 2026 with appearances both out of the bullpen and at first base.

- Transfer LHP Noah Rooney made 22 appearances and struck out 36 batters while posting a 4-1 record in 2025 at Minnesota. Over three seasons with the Golden Gophers, Rooney amassed 108.2 innings of work over 56 appearances with 80 strikeouts.

- Transfer RHP Eli Thurmond won a pair of NCAA Division II National Championships at the University of Tampa. He made 19 total appearances in 2025 with his sole start coming in the national championship game win. He allowed just one run on four hits with a pair of strikeouts over 4.1 innings of work as Tampa repeated as NCAA Division II Champions in 2025.

- Freshman RHP Will Jaisle will work out of the bullpen for the Irish.

ROSTER BREAKDOWN CLASS

- Freshmen - 12
- Sophomores - 10
- Juniors - 6
- Seniors - 2
- Graduate Student - 1
- Graduate Student Transfers - 5

POSITION

- Infielders - 8
- Outfielders - 6
- Catchers - 5
- Right-Handed Pitchers - 13
- Left-Handed Pitchers - 5

STATE

- Indiana - 5
- Florida - 3
- Illinois - 3
- Massachusetts - 3
- Michigan - 3
- California - 2
- Minnesota - 3
- New Jersey - 2
- Ohio - 2
- Pennsylvania - 2
- South Dakota - 2
- Colorado - 1
- Connecticut - 1
- Kentucky - 1
- Rhode Island - 1
- Texas - 1
- Washington - 1

SEASON SNAPSHOTS

STANFORD (May 1-3)

- **May 1** - Jack Radel tied his career-high with 12 strikeouts, and Mason Barth used a three-run homerun to break a 2-2 tie as the Irish won the opener by a 6-2 score over the Cardinal. Drew Berkland was 3-for-5 with two runs and an RBI. Noah Rooney closed out the final two innings for the save.

- **May 2** - The Irish posted their second comeback win of the weekend with a 10-7 victory over Stanford. The Cardinal took a 5-1 lead, and the Irish outscored Stanford 9-2 over the final stretch. Mark Quatrani went 4-for-5 with four RBI, a double and a run to pace the Irish. Oisin Lee earned the win in relief, and Rooney picked up his second consecutive save of the weekend.

- **May 3** - Notre Dame made it three comeback wins in-a-row to earn the series sweep with an 18-13 win over Stanford. The Irish posted an eight-run sixth inning as Jayce Lee belted two homers in the frame. Lee went 3-for-5 with two home runs, a double, five RBI and two runs scored in the win. Caden Crowell picked up the win, and Eli Thurmond earned the save after entering the game with the tying run on deck in the seventh.

MILWAUKEE (Apr. 29)

- **Apr. 24** - The Irish scored at least one run in five of their six offensive innings en route to a 16-2 (7 innings) victory over the visiting Panthers. Ten different players registered a hit as the Irish compiled 22 hits - the first 20-plus hit effort by the baseball team since February 2022. Drew Berkland went 3-for-3 with a home run, three RBI and four runs scored. Mark Quatrani, Jayce Lee and Mason Barth each added three hits while Bino Watters, Dylan Passo, Parker Brzustewicz and Jamie Zee each had two hits. Aiden Zerr started and went 3.0 innings with two strikeouts. Evan Clark picked up the win in relief with a strikeout in a shutout inning.

CENTRAL MICHIGAN (Apr. 28)

- **Apr. 24** - The Irish erased an early deficit and stifled the Chippewas late in a 5-3 win. Parker Brzustewicz went 3-for-4 with a double, an RBI and a run. Bino Watters was 2-for-4 at the dish with two doubles and an RBI. Ty Uber went 3.1 innings of work with five strikeouts and no hits allowed. Chase Van Ameyde went 1.0 with a strikeout while garnering the win. Oisin Lee held the Chippewas hitless in the ninth while earning the save.



No. 22 BOSTON COLLEGE (Apr. 24-26)

• **Apr. 24** - The Irish scored 10 runs in the fifth inning to take a 12-2 (7 innings) win in the series opener. Dylan Passo went 2-for-3 with a home run, three runs scored and four RBI at the dish. Jayce Lee was 2-for-4 with a double and two runs. Jack Radel went 7.0 on the bump with 11 strikeouts en route to the win for the Irish. It marked his fourth double-digit strikeout performance of the season and fifth of his career.

• **Apr. 25** - The visiting Eagles used a 10-run eighth inning for a 16-1 (8 innings) decision in game two. Dylan Passo went 1-for-3 with an RBI, and Noah Coy was 1-for-4 with a run. Bino Watters and Parker Brzustewicz each added a hit for the Irish. Xavier Hirsch went 3.1 after starting the contest and struck out one while suffering the loss.

• **Apr. 26** - Notre Dame battled back from an early deficit to take a 6-5 lead, but a two-run ninth by Boston College was the difference in a 7-6 setback in the series rubber match. Drew Berkland registered the first multi-home run effort of his career with two home runs while compiling three RBI on the afternoon. Will Jaisle went 2.2 innings with two strikeouts while shouldering the decision.

MICHIGAN STATE (Apr. 22)

• The Irish scored three runs in the top of the first and took a 3-2 midweek win at Michigan State. Drew Berkland was 3-for-5 at the dish with a double and a run. Bino Watters went 3-for-5 and scored once while Parker Brzustewicz had a 2-for-3 effort at the plate with an RBI and a walk. Caden Crowell earned the win in relief after a perfect 3.0 innings on the hill while adding three strikeouts, and Will Jaisle earned the save.

No. 8 FLORIDA STATE (Apr. 17-19)

• **Apr. 17** - The Irish fell in an 11-0 (7 innings) contest in the series opener. Parker Brzustewicz went 2-for-2 at the plate with a walk, and Brandon Logan added a double. Xavier Hirsch posted a career-high eight strikeouts and matched his longest outing of his career with 5.0 innings on the mound.

• **Apr. 18** - Drew Berkland hit a lead-off home run to start the game, but the Irish came up short in a 9-7 setback. Bino Watters went 3-for-5 with a home run, a double, two RBI and a run. Radek Birkholz struck out a pair in relief, and Caden Crowell went 4.0 in relief and matched his career-best mark with six strikeouts.

• **Apr. 19** - The Irish struck first with two runs in the first and later had a 4-2 lead, but a four-run seventh inning gave Florida State the 6-4 decision in the series finale. Mark Quatrani and Drew Berkland each had a double. Dylan Singleton went 3.2 with the start and struck out three in a no-decision outing.

VALPARAISO (Apr. 14)

• **Apr. 14** - The Irish scored five unanswered runs to take a 6-1 victory over the Beacons. Shane Miranda 3-for-3 at the dish with an RBI double and two runs. Bino Watters added a 3-for-5 effort with a double, and Mark Quatrani added a home run. Noah Rooney earned the win in relief after 2.0 innings of hitless work.

No. 13 VIRGINIA (Apr. 10-12)

• **Apr. 10** - The Irish tied the game 4-4 in the bottom of the seventh on a solo homer by Noah Coy, but the No. 13 Cavaliers pushed four runs across in the top of the ninth in an 8-4 final. Coy had a home run and scored twice, and Drew Berkland added a home run to help pace the Irish. Xavier Hirsch had a no-decision outing after getting the start and going 4.0 with a pair of strikeouts. Ty Uber shouldered the pitching loss in relief.

• **Apr. 11** - The Irish struck first and never trailed in a 5-3 win in game two of the series. Jack Radel had a quality start and earned the win after going 7.0 with five strikeouts on the mound. The junior rightly had four hitless innings from the third through the sixth and needed just 88 pitches to earn the win. Will Jaisle earned the first save of his college career. Mark Quatrani and Bino Watters each had two hits in the victory.

• **Apr. 12** - Notre Dame took a 2-1 lead through one complete, but the No. 13 Cavaliers came away with a 20-5 (8 innings) decision in the rubber match. Jayce Lee was 1-for-3 with a two-run home run and drove in another run. Bino Watters went 2-for-4 and scored a run.

MICHIGAN STATE (Apr. 8)

• Drew Berkland drove in two runs on two sacrifice hits, and Noah Coy drove in a run in a 7-4 setback against the Spartans. Chase Van Ameyde shouldered the decision on the mound. Dylan Singleton had four strikeouts in 3.0 innings of work in relief.

NC STATE (Apr. 2-4)

• **Apr. 2** - The Irish struck first in the top of the second, but an immediate response by the Wolfpack in bottom half of the same inning proved to be the difference in a 7-3 loss in game one. Xavier Hirsch went a career-best 5.0 innings on the mound, allowing just three hits and striking out two while not surrendering a run. Mason Barth had a pair of hits with a double and drove in a pair for the Irish. Mark Quatrani belted a solo home run.

• **Apr. 3** - Tied through five innings, a late-game push by NC State saw the Irish fall 7-3 in game two of the series. Noah Coy went 2-for-4 at the dish with a run and a walk, and Dylan Passo added a 2-for-4 effort at the plate. Jack Radel suffered the loss but struck out 10 for his third double-digit strikeout effort of the season.

• **Apr. 4** - The Irish battled back to take a lead in the ninth, but a pair of runs by NC State saw the result go to the Wolfpack in a 7-6 final in the series finale. Dylan Passo went 3-for-4 with a double and two RBI. Jamie Zee added a double, two RBI and scored a run. Ty Uber went 3.1 in a no-decision start while Dylan Singleton shouldered the loss in relief.

No. 13 NORTH CAROLINA (Mar. 28-29)

• **Mar. 28 Game One** - A late-inning push by North Carolina saw the visiting side take a 6-5 decision in game one. Jack Radel struck out 10 batters over 6.0 innings in a no-decision outing. Noah Coy went 3-for-4 at the dish with a home run, a triple, two runs and an RBI. Davis Johnson and Jayce Lee each belted a home run for the Irish.

• **Mar. 28 Game Two** - Notre Dame tied the game 5-5 in the bottom of the fifth, but North Carolina again had the late-inning response in a 13-7 setback for the Irish. Bino Watters went 3-for-4 with a double, a triple and a home run. Watters added a walk, two RBI and two runs. Mark Quatrani was 2-for-5 with a home run. Xavier Hirsch had two strikeouts but suffered the pitching decision on the mound.

• **Mar. 29** - The Irish took a 7-4 lead through four innings of play, but the Tar Heels took the game by a 15-10 final score. The 10-run output was tied for the most earned runs scored against UNC in ACC play to-date in the 2026 season. Drew Berkland went 3-for-3 with two doubles, two runs and an RBI. Noah Coy went 2-for-4 at the dish with a home run, three RBI and two runs scored. Ty Uber struck out three over four innings of work and shouldered the decision on the mound. Dylan Singleton went 3.0 with five strikeouts.

WESTERN MICHIGAN (Mar. 24)

• Mark Quatrani, Bino Watters and Jayce Lee each belted a home run as the Irish took a 14-3 (7 innings) win over Western Michigan. Kellan Klosterman struck out a pair in the start while Aiden Zerr earned his first collegiate pitching win in relief after 2.1 innings of work with two strikeouts.

No. 19 CLEMSON (Mar. 20-22)

• **Mar. 20** - Jack Radel struck out eight, allowed just four singles and did not surrender a walk on his way to a complete-game shutout in a 6-0 Irish win over No. 19 Clemson in game one. Jamie Zee had a three-run home run and Mason Barth added a solo home run and scored twice to help pace the Irish offense.

• **Mar. 21** - Notre Dame used a dramatic walk-off moment as the Irish came back from a 7-5 deficit in the eighth inning to win 8-7 over No. 19 Clemson. A bases-loaded situation in the bottom of the ninth saw Notre Dame break a 7-7 tie and win at home to secure the series. Drew Berkland was 3-for-4 at the plate with a double, a home run, two runs scored and an RBI. Mark Quatrani went 2-for-5 with a double, two runs and an RBI.



2026 Notre Dame Baseball IRISH INSIGHT

- **Mar. 22** - The Irish struck first and never trailed in a 7-4 win on Sunday to secure the sweep over the Tigers. Drew Berkland went 2-for-4 with a double and three runs scored. Noah Coy added two hits and drove in two. Ty Uber earned the win on the bump after going 5.0 with six strikeouts and one run allowed. Eli Thurmond closed out the final 1.0 of the game and recorded a strikeout.

LOUISVILLE (Mar. 13-15)

- **Mar. 13** - Down 6-0 in the third inning, the Notre Dame baseball team outscored Louisville 14-5 to take a 14-11 win in the series opener. The Irish scored 10 runs, including two grand slams (Noah Coy, Davis Johnson), without an out being recorded in the fourth. Will Jaisle picked up the win in relief after going 1.1 with two strikeouts and not allowing a hit. The victory was win 100 for head coach Shawn Stiffler in his time at Notre Dame.

- **Mar. 14** - A back-and-forth game saw the Irish team come up just short in an 8-7 setback in game two. Parker Brzustewicz and Mason Barth each collected three hits in the game. Xavier Hirsch shouldered the loss in relief.

- **Mar. 15** - Notre Dame fell in a 21-12 final at Louisville in the series rubber match. Davis Johnson capped off a stellar weekend at the plate with two home runs to finish the series with four home runs, 13 RBI, 19 total bases, a 1.267 slugging percentage and a 1.705 OPS. Eli Thurmond suffered the loss on the bump.

QUEENS (Mar. 10)

- Notre Dame scored five unanswered runs in the eighth and ninth innings to take an 11-6 win over the Royals. Mark Quatrani went 4-for-5 at the plate with an RBI and two runs scored. Jamie Zee scored three times and had a solo home run for the Irish. Oisín Lee went 1.1 on the bump and took the win in relief.

DUKE (Mar. 6-8)

- **Mar. 6** - The Irish put a run on the scoreboard in the top of the third and erupted for five runs on three homers in the fifth en route to a 10-4 win in game one of the series at Duke. Jamie Zee belted his first collegiate home run in the victory. Jack Radel continued his stellar start to the season with 7.0 innings pitched (92 pitches), nine strikeouts and one run allowed.

- **Mar. 7** - Notre Dame responded to an early run by the Blue Devils with a three-spot in the top of the second. A ninth-inning rally by Duke, however, saw the Blue Devils use three runs in the final frame to take a 6-5 decision. Noah Coy had a triple and drove in three of the team's five runs.

- **Mar. 8** - Drew Berkland got it done on both sides of the field to help lift the Notre Dame baseball team to a 2-0 win over Duke to capture the opening ACC series of the year. The grad transfer outfielder had a diving catch with a runner on base in the scoreless fourth inning, hit a solo home run in the top of the sixth for the first run of the game, and made a leaping catch at the fence with two runners on and two outs in the bottom half of the sixth to keep Duke off the scoreboard. Ty Uber had a career-high eight strikeouts and allowed zero runs on two singles in a shared shutout on the mound. Noah Rooney earned a gutsy save with a strikeout looking after Duke put two runners in scoring position in the ninth.



EASTERN MICHIGAN (Mar. 6)

- The Irish responded to an early deficit with a seven-run third inning en route to an 11-1 (8 inn.) win in their home opener. Jayce Lee led the offense with two triples and scored three times. Xavier Hirsch earned the win in relief after going 2.2 innings with three strikeouts.

HOLIDAY INN CLASSIC (Feb. 27-Mar. 1)

- **ALABAMA A&M** - The Irish posted ten runs in the first three innings and never looked back in a 19-2 win in seven innings against Alabama A&M in the first-ever meeting between the two teams. Jack Radel earned the win on the bump after going 6.0 innings with 10 strikeouts.

- **UIC** - Brandon Logan used a game-ending grand slam to help lift the Notre Dame baseball team to a 14-3 (8 innings) win. Mark Quatrani added a homer. Caden Crowell picked up the win on the mound while Noah Rooney earned a save.

- **TENNESSEE TECH** - Bino Watters belted two home runs and drove in four, and Mark Quatrani added a grand slam with five RBIs in the win. Jayce Lee went 4-for-5 at the dish, and Ty Uber earned the win.

LIVE LIKE LOU JAX CLASSIC (Feb. 20-22)

- **UCF** - Jack Radel used 68 pitches to strikeout nine batters and retire all 18 batters he faced in a perfect 6.0 innings of work. UCF tied the game in the ninth before taking the game by a 4-2 score in 10 innings. Dylan Passo belted the first home run of his collegiate career.

- **LSU** - The No. 2 Tigers took a lead early in a 9-4 final. The Irish outscored LSU 4-3 over the final five innings of play as Jayce Lee notched a home run. Mark Quatrani and Noah Coy both went 2-for-4 at the plate and scored a run for the Irish.

- **INDIANA** - Trailing 8-3 midway through the seventh inning, the Irish plated five runs in the bottom half of the inning before walking off a 9-8 win in 11 innings. Mark Quatrani went 4-for-6 at the dish with two home runs on the day. Drew Berkland added a 4-for-6 effort of his own with three RBIs, which included the game-tying and game-winning runs.

FLORIDA ATLANTIC (Feb. 13-15)

- **Feb. 13** - The Irish struck first against the Owls when Jamie Zee drove in Noah Coy from second base with his first career hit and RBI in his first collegiate at-bat. FAU, however, put up seven unanswered runs in a 7-1 final on opening night.

- **Feb. 14** - Notre Dame put the first eight runs on the scoreboard and never looked back in a 14-1 win over FAU to set up a Sunday rubber match showdown. Bino Watters and Jayce Lee each had three hits with a solo homer apiece. Xavier Hirsch posted a career-high six strikeouts and picked up the relief win for the Irish.

- **Feb. 15** - After a scoreless four innings to start the game, the Irish put a pair of runs on the scoreboard in the fifth. Notre Dame tacked on a four-run eighth and a run in the ninth for a 7-1 win to capture the series. Bino Watters tallied his second three-hit game of the weekend, and Ty Uber earned the pitch-count win on the bump in his first start in an Irish uniform.





2026 Notre Dame Baseball

DETAILED SCHEDULE AND RESULTS

Date	Day	Opponent	Location	Broadcast	Time (ET)	Result	Decision
02.13	Friday	Florida Atlantic	Boca Raton, Fla.	FAUSports	6:30 p.m.	L, 7-1	L: Radel (0-1)
02.14	Saturday	Florida Atlantic	Boca Raton, Fla.	FAUSports	4:00 p.m.	W, 14-1	W: Hirsch (1-0)
02.15	Sunday	Florida Atlantic	Boca Raton, Fla.	FAUSports	12:00 p.m.	W, 7-1	W: Uber (1-0)
02.20	Friday	UCF	Jacksonville, Fla.	DIBaseball	6:00 p.m.	L, 4-2 (10 inn.)	L: Van Ameyde (0-1)
02.21	Saturday	LSU	Jacksonville, Fla.	DIBaseball	12:00 p.m.	L, 9-4	L: Crowell (0-1)
02.22	Sunday	Indiana	Jacksonville, Fla.	DIBaseball	11:00 a.m.	W, 9-8 (11 inn.)	W: O. Lee (1-0)
02.27	Friday	Alabama A&M	Cookeville, Tenn.		12:00 p.m.	W, 19-2 (7 inn.)	W: Radel (1-1)
02.28	Saturday	UIC	Cookeville, Tenn.		12:00 p.m.	W, 14-2 (8 inn.)	W: Crowell (1-1) S: Rooney (1)
03.01	Sunday	Tennessee Tech	Cookeville, Tenn.	ESPN+	3:00 p.m.	W, 11-0 (8 inn.)	W: Uber (2-0)
03.03	Tuesday	Eastern Michigan	South Bend, Ind.		4:30 p.m.	W, 11-0 (8 inn.)	W: Hirsch (2-0)
03.06	Friday	Duke	Durham, N.C.	ACCNX	5:00 p.m.	W, 10-4	W: Radel (2-1)
03.07	Saturday	Duke	Durham, N.C.	ACCNX	1:00 p.m.	L, 6-5	L: Rooney (0-1)
03.08	Sunday	Duke	Durham, N.C.	ACCNX	1:00 p.m.	W, 2-0	W: Uber (3-0) S: Rooney (2)
03.10	Tuesday	Queens	Charlotte, N.C.	ESPN+	6:00 p.m.	W, 11-6	W: O. Lee (2-0)
03.13	Friday	Louisville	Louisville, Ky.	ACCNX	6:00 p.m.	W, 14-11	W: Jaisle (1-0)
03.14	Saturday	Louisville	Louisville, Ky.	ACCN	6:00 p.m.	L, 8-7	L: Hirsch (2-1)
03.15	Sunday	Louisville	Louisville, Ky.	ACCNX	1:00 p.m.	L, 21-12	L: Thurmond (0-1)
03.17	Tuesday	Central Michigan	South Bend, Ind.		4:30 p.m.	postponed	-
03.20	Friday	Clemson	South Bend, Ind.	ACCNX	4:30 p.m.	W, 6-0	W: Radel (3-1)
03.21	Saturday	Clemson	South Bend, Ind.		2:00 p.m.	W, 8-7	W: Thurmond (1-1)
03.22	Sunday	Clemson	South Bend, Ind.		1:00 p.m.	W, 7-4	W: Uber (4-0)
03.24	Tuesday	Western Michigan	South Bend, Ind.		4:30 p.m.	W, 14-3 (7 inn.)	W: Zerr (1-0)
03.28	Saturday	North Carolina	South Bend, Ind.	ACCNX	1:00 p.m.	L, 6-5	L: Rooney (0-2)
03.28	Saturday	North Carolina	South Bend, Ind.	ACCNX	5:00 p.m.	L, 13-7	L: Hirsch (2-2)
03.29	Sunday	North Carolina	South Bend, Ind.	ACCNX	1:00 p.m.	L, 15-10	L: Uber (4-1)
04.02	Thursday	NC State	Raleigh, N.C.	ACCNX	6:00 p.m.	L, 7-3	L: Crowell (1-2)
04.03	Friday	NC State	Raleigh, N.C.	ACCNX	6:00 p.m.	L, 7-3	L: Radel (3-2)
04.04	Saturday	NC State	Raleigh, N.C.	ACCNX	2:00 p.m.	L, 7-6	L: Singleton (0-1)
04.08	Wednesday	Michigan State	South Bend, Ind.	ACCN	5:00 p.m.	L, 7-4	L: Van Ameyde (0-2)
04.10	Friday	Virginia	South Bend, Ind.	ACCNX	5:30 p.m.	L, 4-8	L: Uber (4-2)
04.11	Saturday	Virginia	South Bend, Ind.	ACCNX	2:00 p.m.	W, 5-3	W: Radel (4-2) S: Jaisle (1)
04.12	Sunday	Virginia	South Bend, Ind.	ACCNX	1:00 p.m.	L, 5-20 (8 inn.)	L: Singleton (0-2)
04.14	Tuesday	Valparaiso	South Bend, Ind.	ACCNX	3:30 p.m.	W, 6-1	W: Rooney (1-2)
04.17	Friday	Florida State	Tallahassee, Fla.	ACCNX	6:00 p.m.	L, 0-11 (7 inn.)	L: Hirsch (2-3)
04.18	Saturday	Florida State	Tallahassee, Fla.	ACCNX	2:00 p.m.	L, 7-9	L: Radel (4-3)
04.19	Sunday	Florida State	Tallahassee, Fla.	ACCNX	1:00 p.m.	L, 4-6	L: Rooney (1-3)
04.22	Wednesday	Michigan State	East Lansing, Mich.	BTN	6:00 p.m.	W, 3-2	W: Crowell (2-2) S: Jaisle (2)
04.24	Friday	Boston College	South Bend, Ind.		6:30 p.m.	W, 12-2 (7 inn.)	W: Radel (5-3)
04.25	Saturday	Boston College	South Bend, Ind.		2:00 p.m.	L, 16-1 (8 inn.)	L: Hirsch (2-4)
04.26	Sunday	Boston College	South Bend, Ind.		1:00 p.m.	L, 7-6	L: Jaisle (1-1)
04.28	Tuesday	Central Michigan	South Bend, Ind.	ACCNX	5:30 p.m.	W, 5-3	W: Van Ameyde (1-2)
04.29	Wednesday	Milwaukee	South Bend, Ind.	ACCNX	6:30 p.m.	W, 16-2 (7 inn.)	W: Clark (1-0)
05.01	Friday	Stanford	South Bend, Ind.	ACCNX	4:30 p.m.	W, 6-2	W: Radel (6-3) S: Rooney (3)
05.02	Saturday	Stanford	South Bend, Ind.	ACCNX	2:00 p.m.	W, 10-7	W: O. Lee (3-0) S: Rooney (4)
05.03	Sunday	Stanford	South Bend, Ind.	ACCNX	1:00 p.m.	W, 18-13	W: Crowell (3-2) S: Thurmond (1)
05.08	Friday	Oakland	South Bend, Ind.	ACCNX	6:30 p.m.	-	-
05.09	Saturday	Oakland	South Bend, Ind.	ACCNX	2:00 p.m.	-	-
05.10	Sunday	Oakland	South Bend, Ind.	ACCNX	1:00 p.m.	-	-
05.12	Tuesday	Dayton	Mason, Ohio		6:00 p.m.	-	-
05.14	Thursday	Pittsburgh	Pittsburgh, Pa.	ACCNX	6:00 p.m.	-	-
05.15	Friday	Pittsburgh	Pittsburgh, Pa.	ACCNX	3:00 p.m.	-	-
05.16	Saturday	Pittsburgh	Pittsburgh, Pa.	ACCNX	1:00 p.m.	-	-
05.19-24		ACC Tournament	Charlotte, N.C.				



GAME-BY-GAME STARTING LINEUPS - BATTING

Date	Opponent	1	2	3	4	5	6	7	8	9	SP
02.13	Florida Atlantic	Berkland	Watters	Quatrani	Brzustewicz	Johnson	J. Lee	Coy	Passo	Zee	Radel
02.14	Florida Atlantic	Berkland	Watters	Quatrani	Brzustewicz	Johnson	J. Lee	Coy	Passo	Zee	Crowell
02.15	Florida Atlantic	Berkland	Watters	Quatrani	Brzustewicz	J. Lee	Coy	Van Ameyde	Passo	Barth	Uber
02.20	UCF	Berkland	Watters	Quatrani	Brzustewicz	J. Lee	Coy	Barth	Passo	Zee	Radel
02.21	LSU	Berkland	Watters	Quatrani	Brzustewicz	J. Lee	Coy	Van Ameyde	Passo	Zee	Crowell
02.22	Indiana	Berkland	Watters	Quatrani	Brzustewicz	J. Lee	Coy	Van Ameyde	Passo	Zee	Uber
02.27	Alabama A&M	Berkland	Coy	Quatrani	Watters	J. Lee	Brzustewicz	Passo	Zee	Logan	Radel
02.28	UIC	Berkland	Coy	Quatrani	Watters	J. Lee	Brzustewicz	Barth	Zee	Logan	Crowell
03.01	Tennessee Tech	Berkland	Coy	Quatrani	Watters	J. Lee	Brzustewicz	Barth	Zee	Logan	Uber
03.03	Eastern Michigan	Berkland	Coy	Quatrani	Watters	J. Lee	Brzustewicz	Barth	Passo	Logan	Zerr
03.06	Duke	Berkland	Coy	Quatrani	Watters	J. Lee	Brzustewicz	Johnson	Barth	Zee	Radel
03.07	Duke	Berkland	Coy	Quatrani	Watters	J. Lee	Brzustewicz	Johnson	Barth	Zee	Crowell
03.08	Duke	Berkland	Coy	Quatrani	Watters	J. Lee	Brzustewicz	Johnson	Barth	Zee	Uber
03.10	Queens	Berkland	Coy	Quatrani	Watters	J. Lee	Brzustewicz	Barth	Miranda	Zee	Zerr
03.13	Louisville	Berkland	Coy	Quatrani	Watters	Brzustewicz	J. Lee	Johnson	Barth	Zee	Radel
03.14	Louisville	Berkland	Coy	Quatrani	Watters	Brzustewicz	J. Lee	Johnson	Barth	Zee	Crowell
03.15	Louisville	Berkland	Coy	Quatrani	Watters	Brzustewicz	J. Lee	Johnson	Barth	Zee	Uber
03.20	Clemson	Berkland	Coy	Quatrani	Watters	Brzustewicz	Johnson	J. Lee	Barth	Zee	Radel
03.21	Clemson	Berkland	Coy	Quatrani	Watters	Brzustewicz	Johnson	J. Lee	Barth	Zee	Crowell
03.22	Clemson	Berkland	Coy	Quatrani	Watters	Johnson	J. Lee	Brzustewicz	Barth	Zee	Uber
03.24	Western Michigan	Berkland	Coy	Quatrani	Watters	Johnson	J. Lee	Passo	Barth	Zee	Klosterman
03.28	North Carolina	Berkland	Coy	Quatrani	Watters	Johnson	J. Lee	Brzustewicz	Barth	Zee	Radel
03.28	North Carolina	Berkland	Coy	Quatrani	Watters	Johnson	J. Lee	Brzustewicz	Barth	Zee	Crowell
03.29	North Carolina	Berkland	Coy	Quatrani	Watters	Johnson	J. Lee	Brzustewicz	Barth	Zee	Uber
04.02	NC State	Berkland	Coy	Quatrani	Watters	Johnson	J. Lee	Brzustewicz	Barth	Zee	Crowell
04.03	NC State	Berkland	Coy	Quatrani	Watters	J. Lee	Barth	Passo	Van Ameyde	Zee	Radel
04.04	NC State	Berkland	Coy	Quatrani	Watters	J. Lee	Barth	Passo	Zee	Logan	Uber
04.08	Michigan State	Berkland	Coy	Quatrani	Watters	J. Lee	Passo	Barth	Zee	Logan	Van Ameyde
04.10	Virginia	Berkland	Coy	Quatrani	Watters	J. Lee	Passo	Brzustewicz	Barth	Zee	Hirsch
04.11	Virginia	Coy	Quatrani	Watters	Berkland	Barth	J. Lee	Logan	Brzustewicz	Zee	Radel
04.12	Virginia	Coy	Quatrani	Watters	Berkland	Barth	J. Lee	Passo	Brzustewicz	Logan	Singleton
04.14	Valparaiso	Coy	Quatrani	Watters	Berkland	Barth	J. Lee	Brzustewicz	Miranda	Zee	Crowell
04.17	Florida State	Berkland	Coy	Quatrani	Watters	Barth	J. Lee	Logan	Brzustewicz	Zee	Hirsch
04.18	Florida State	Berkland	Coy	Quatrani	Watters	Brzustewicz	J. Lee	Passo	Logan	Zee	Radel
04.19	Florida State	Berkland	Coy	Quatrani	Watters	Brzustewicz	J. Lee	Logan	Passo	Zee	Singleton
04.22	Michigan State	Berkland	Watters	Coy	Quatrani	J. Lee	Passo	Brzustewicz	Miranda	Zee	Uber
04.24	Boston College	Berkland	Watters	Coy	Quatrani	J. Lee	Passo	Brzustewicz	Zee	Logan	Radel
04.25	Boston College	Berkland	Watters	Coy	Quatrani	J. Lee	Passo	Brzustewicz	Zee	Logan	Hirsch
04.26	Boston College	Berkland	Watters	Quatrani	Coy	J. Lee	Passo	Brzustewicz	Barth	Graham	Singleton
04.28	Central Michigan	Berkland	Watters	Quatrani	Passo	J. Lee	Brzustewicz	Barth	Graham	Zee	Helwig
04.29	Milwaukee	Berkland	Watters	Quatrani	Passo	J. Lee	Brzustewicz	Barth	Zee	Miranda	Zerr
05.01	Stanford	Berkland	Watters	Quatrani	Passo	J. Lee	Brzustewicz	Barth	Zee	Graham	Radel
05.02	Stanford	Berkland	Watters	Quatrani	Passo	J. Lee	Graham	Barth	Zee	Logan	Helwig
05.03	Stanford	Berkland	Watters	Quatrani	Passo	J. Lee	Graham	Barth	Zee	Logan	Uber
05.08	Oakland	-	-	-	-	-	-	-	-	-	-
05.09	Oakland	-	-	-	-	-	-	-	-	-	-
05.10	Oakland	-	-	-	-	-	-	-	-	-	-
05.12	Dayton	-	-	-	-	-	-	-	-	-	-
05.14	Pittsburgh	-	-	-	-	-	-	-	-	-	-
05.15	Pittsburgh	-	-	-	-	-	-	-	-	-	-
05.16	Pittsburgh	-	-	-	-	-	-	-	-	-	-
05.19-05.24	ACC Tournament	-	-	-	-	-	-	-	-	-	-



GAME-BY-GAME STARTING LINEUPS - POSITIONAL

Date	Opponent	SP	C	1B	2B	3B	SS	LF	CF	RF	DH
02.13	Florida Atlantic	Radel	Johnson	Passo	Zee	Brzustewicz	Coy	Watters	Berkland	J. Lee	Quatrani
02.14	Florida Atlantic	Crowell	Quatrani	Passo	Zee	Brzustewicz	Coy	Johnson	Berkland	J. Lee	Watters
02.15	Florida Atlantic	Uber	Quatrani	Passo	Barth	Brzustewicz	Coy	Watters	Berkland	J. Lee	Van Ameyde
02.20	UCF	Radel	Quatrani	Brzustewicz	Barth	Zee	Coy	Watters	Berkland	J. Lee	Passo
02.21	LSU	Crowell	Quatrani	Passo	Zee	Brzustewicz	Coy	Watters	Berkland	J. Lee	Van Ameyde
02.22	Indiana	Uber	Quatrani	Passo	Zee	Brzustewicz	Coy	Watters	Berkland	J. Lee	Van Ameyde
02.27	Alabama A&M	Radel	Quatrani	Passo	Zee	Brzustewicz	Coy	Berkland	Logan	J. Lee	Watters
02.28	UIC	Crowell	Quatrani	Brzustewicz	Barth	Zee	Coy	Berkland	Logan	J. Lee	Watters
03.01	Tennessee Tech	Uber	Quatrani	Brzustewicz	Barth	Zee	Coy	Berkland	Logan	J. Lee	Watters
03.03	Eastern Michigan	Zerr	Quatrani	Passo	Barth	Brzustewicz	Coy	Berkland	Logan	J. Lee	Watters
03.06	Duke	Radel	Quatrani	Brzustewicz	Barth	Zee	Coy	Watters	Berkland	J. Lee	Johnson
03.07	Duke	Crowell	Quatrani	Brzustewicz	Barth	Zee	Coy	Watters	Berkland	J. Lee	Johnson
03.08	Duke	Uber	Quatrani	Brzustewicz	Barth	Zee	Coy	Watters	Berkland	J. Lee	Johnson
03.10	Queens	Zerr	Miranda	Brzustewicz	Barth	Zee	Coy	Watters	Berkland	J. Lee	Quatrani
03.13	Louisville	Radel	Quatrani	Brzustewicz	Barth	Zee	Coy	Watters	Berkland	J. Lee	Johnson
03.14	Louisville	Crowell	Quatrani	Brzustewicz	Barth	Zee	Coy	Watters	Berkland	J. Lee	Johnson
03.15	Louisville	Uber	Quatrani	Brzustewicz	Barth	Zee	Coy	Watters	Berkland	J. Lee	Johnson
03.20	Clemson	Radel	Quatrani	Brzustewicz	Barth	Zee	Coy	Watters	Berkland	J. Lee	Johnson
03.21	Clemson	Crowell	Quatrani	Brzustewicz	Barth	Zee	Coy	Watters	Berkland	J. Lee	Johnson
03.22	Clemson	Uber	Quatrani	Brzustewicz	Barth	Zee	Coy	Watters	Berkland	J. Lee	Johnson
03.24	Western Michigan	Klosterman	Quatrani	Passo	Barth	Zee	Coy	Watters	Berkland	J. Lee	Johnson
03.28	North Carolina	Radel	Quatrani	Brzustewicz	Barth	Zee	Coy	Watters	Berkland	J. Lee	Johnson
03.28	North Carolina	Crowell	Johnson	Brzustewicz	Barth	Zee	Coy	Watters	Berkland	J. Lee	Quatrani
03.29	North Carolina	Uber	Quatrani	Brzustewicz	Barth	Zee	Coy	Watters	Berkland	J. Lee	Johnson
04.02	NC State	Crowell	Quatrani	Brzustewicz	Barth	Zee	Coy	Watters	Berkland	J. Lee	Johnson
04.03	NC State	Radel	Quatrani	Passo	Barth	Zee	Coy	Watters	Berkland	J. Lee	Van Ameyde
04.04	NC State	Uber	Quatrani	Passo	Barth	Zee	Coy	Berkland	Logan	J. Lee	Watters
04.08	Michigan State	Van Ameyde	Quatrani	Passo	Barth	Zee	Coy	Berkland	Logan	J. Lee	Watters
04.10	Virginia	Hirsch	Quatrani	Passo	Barth	Zee	Coy	Watters	Berkland	J. Lee	Brzustewicz
04.11	Virginia	Radel	Quatrani	Brzustewicz	Barth	Zee	Coy	Berkland	Logan	J. Lee	Watters
04.12	Virginia	Singleton	Quatrani	Passo	Barth	Brzustewicz	Coy	Berkland	Logan	J. Lee	Watters
04.14	Valparaiso	Crowell	Miranda	Brzustewicz	Barth	Zee	Coy	Watters	Berkland	J. Lee	Quatrani
04.17	Florida State	Hirsch	Quatrani	Brzustewicz	Barth	Zee	Coy	Berkland	Logan	J. Lee	Watters
04.18	Florida State	Radel	Quatrani	Passo	Zee	Brzustewicz	Coy	Berkland	Logan	J. Lee	Watters
04.19	Florida State	Singleton	Quatrani	Passo	Zee	Brzustewicz	Coy	Berkland	Lgoan	J. Lee	Watters
04.22	Michigan State	Miranda	Quatrani	Passo	Zee	Brzustewicz	Coy	Watters	Berkland	J. Lee	Quatrani
04.24	Boston College	Radel	Quatrani	Passo	Zee	Brzustewicz	Coy	Berkland	Logan	J. Lee	Watters
04.25	Boston College	Hirsch	Quatrani	Passo	Zee	Brzustewicz	Coy	Berkland	Logan	J. Lee	Watters
04.26	Boston College	Singleton	Quatrani	Passo	Zee	Brzustewicz	Coy	Watters	Berkland	J. Lee	Graham
04.28	Central Michigan	Helwig	Quatrani	Passo	Barth	Brzustewicz	Zee	Watters	Berkland	J. Lee	Graham
04.29	Milwaukee	Zerr	Miranda	Passo	Barth	Brzustewicz	Zee	Watters	Berkland	J. Lee	Quatrani
05.01	Stanford	Radel	Quatrani	Passo	Barth	Brzustewicz	Zee	Watters	Berkland	J. Lee	Graham
05.02	Stanford	Helwig	Quatrani	Passo	Graham	Barth	Zee	Berkland	Logan	J. Lee	Watters
05.03	Stanford	Uber	Quatrani	Passo	Graham	Barth	Zee	Berkland	Logan	J. Lee	Watters
05.08	Oakland	-	-	-	-	-	-	-	-	-	-
05.09	Oakland	-	-	-	-	-	-	-	-	-	-
05.10	Oakland	-	-	-	-	-	-	-	-	-	-
05.12	Dayton	-	-	-	-	-	-	-	-	-	-
05.14	Pittsburgh	-	-	-	-	-	-	-	-	-	-
05.15	Pittsburgh	-	-	-	-	-	-	-	-	-	-
05.16	Pittsburgh	-	-	-	-	-	-	-	-	-	-
05.19-05.24	ACC Tournament	-	-	-	-	-	-	-	-	-	-



2026 Notre Dame Baseball NCAA STAT RANKINGS - 2026

Notre Dame - 2025-26 Baseball Ranking Summary thru games 05/06/2026

Statistic	National Rank	Conference Rank	Value	National Leader	Value	Conference Leader	Value
Base on Balls (304 ranked)	135	14	215	Pittsburgh	322	Pittsburgh	322
Batting Average (304 ranked)	43	6	0.302	Georgia Tech	0.357	Georgia Tech	0.357
Double Plays (304 ranked)	297	16	18	New Orleans	56	Pittsburgh	46
Double Plays Per Game (304 ranked)	297	16	0.41	UC Davis	1.10	Pittsburgh	1.00
Doubles (303 ranked)	164	14	81	Texas Tech	132	Georgia Tech	126
Doubles Per Game (304 ranked)	129	10	1.84	Texas Tech	2.75	Georgia Tech	2.68
Earned Run Average (304 ranked)	169	12	6.16	UCLA	3.30	North Carolina	3.59
Fielding Percentage (304 ranked)	68	5	0.975	UIW	0.986	North Carolina	0.980
Hit Batters (304 ranked)	301	16	37	Oakland	112	Duke	103
Hit by Pitch (304 ranked)	162	6	61	Coastal Carolina	118	North Carolina	88
Hits (304 ranked)	87	9	455	Texas Tech	595	Georgia Tech	587
Hits Allowed Per Nine Innings (304 ranked)	230	16	10.59	Southern California	6.86	Florida St.	7.46
Home Runs (304 ranked)	71	12	59	Georgia	131	Georgia Tech	94
Home Runs Per Game (304 ranked)	54	10	1.34	Georgia	2.67	Georgia Tech Pittsburgh	2.00 2.00
On Base Percentage (304 ranked)	58	8	0.404	Georgia Tech	0.466	Georgia Tech	0.466
Runs (303 ranked)	93	11	334	Georgia Tech	492	Georgia Tech	492
Sacrifice Bunts (304 ranked)	191	5	15	Coastal Carolina	61	Boston College	41
Sacrifice Flies (303 ranked)	34	4	26	Bethune-Cookman	38	NC State	34
Scoring (304 ranked)	66	9	7.6	Georgia Tech	10.5	Georgia Tech	10.5
Shutouts (140 ranked)	140	10	1	Southern California	8	4 teams tied	3
Slugging Percentage (304 ranked)	43	9	0.490	Georgia	0.622	Georgia Tech	0.619
Stolen Bases (304 ranked)	215	13	44	Northeastern	181	Boston College Duke	134 134
Stolen Bases Per Game (304 ranked)	207	10	1.00	Northeastern	3.93	Duke	2.79
Strikeout-to-Walk Ratio (304 ranked)	29	4	2.53	Auburn	3.99	Clemson	2.95
Strikeouts Per Nine Innings (304 ranked)	62	10	9.2	Wake Forest	12.4	Wake Forest	12.4
Triple Plays (1 ranked)				10 teams tied	1		
Triples (302 ranked)	39	2	13	New Mexico St.	22	Boston College	18
Triples Per Game (303 ranked)	36	2	0.30	New Mexico St.	0.47	Boston College	0.35
WHIP (304 ranked)	141	12	1.58	Auburn	1.13	Florida St.	1.28
WL Pct (304 ranked)	116	12	0.545	UCLA	0.917	Georgia Tech	0.830
Walks Allowed Per Nine Innings (304 ranked)	33	2	3.66	Auburn	2.68	Clemson	3.46



2026 Notre Dame Baseball NCAA STAT RANKINGS - 2026

Statistic	Player	National Rank	Conference Rank	Value	National Leader	Value	Conference Leader	Value
Base on Balls (132 ranked)					Josiah Overbeek, Army West Point	55	Lorenzo Carrier, Pittsburgh	50
Base on Balls Per Game (150 ranked)					Josiah Overbeek, Army West Point	1.25	Lorenzo Carrier, Pittsburgh	1.09
Batting Average (250 ranked)	Mark Quatrani Bino Watters	65 111	7 12	0.374 0.365	Tanner Mally, Western Mich.	0.468	Jarren Advincula, Georgia Tech	0.422
Complete Games (36 ranked)	Jack Radel	8	1	2	Andrew Herrmann, Louisiana Jaden Wywoda, Holy Cross	4 4	Wes Mendes, Florida St. Jack Radel, Notre Dame	2 2
Doubles (148 ranked)	Drew Berkland	96	9	15	Troy Sudbrook, Toledo	28	Carson Kerce, Georgia Tech	25
Doubles Per Game (147 ranked)	Drew Berkland	122	10	0.34	Troy Sudbrook, Toledo	0.58	Carson Kerce, Georgia Tech	0.53
Earned Run Average (200 ranked)	Jack Radel	114	9	3.41	Jackson Flora, UC Santa Barbara	0.73	Jason DeCaro, North Carolina	2.07
Games Started (16 ranked)	Jack Radel	16	1	12	Richard De Jesus, UMES	14	15 players tied	12
Hit Batters (141 ranked)					Robbie O'Connor, Northeastern	24	Ryan Lynch, North Carolina	13
Hit By Pitch Per Game (143 ranked)					Garryn Plummer, FDU	0.64	Cooper Nicholson, North Carolina	0.45
Hit by Pitch (113 ranked)					Garryn Plummer, FDU	29	Cooper Nicholson, North Carolina	21
Hits (149 ranked)	Bino Watters Mark Quatrani	93 115	8 13	66 65	Jarren Advincula, Georgia Tech	84	Jarren Advincula, Georgia Tech	84
Hits Allowed Per Nine Innings (150 ranked)	Jack Radel	77	7	7.07	Mason Edwards, Southern California	4.35	Walker McDuffie, North Carolina	5.55
Hits Per Game (149 ranked)	Bino Watters Mark Quatrani	49 63	4 5	1.50 1.48	Tanner Mally, Western Mich.	1.80	Jarren Advincula, Georgia Tech	1.79
Home Runs (145 ranked)	Mark Quatrani	145	14	12	Tague Davis, Louisville	30	Tague Davis, Louisville	30
Home Runs Per Game (143 ranked)					Tague Davis, Louisville	0.61	Tague Davis, Louisville	0.61
On Base Percentage (150 ranked)					Tanner Mally, Western Mich.	0.579	Lorenzo Carrier, Pittsburgh	0.540
Pitching Appearances (115 ranked)					Trevor Kester-Johnson, Purdue Sax Matson, Southern California Riane Ritter, Kansas	29 29 29	Lucas Hartman, Virginia	28
Runs (145 ranked)	Drew Berkland	55	10	53	Johnathan Gomez, FDU	72	Drew Burress, Georgia Tech	63
Runs Batted In (130 ranked)	Mark Quatrani	47	9	54	Tague Davis, Louisville	84	Tague Davis, Louisville	84
Runs Batted In Per Game (148 ranked)	Mark Quatrani	37	7	1.23	Tague Davis, Louisville	1.71	Tague Davis, Louisville	1.71
Runs Per Game (145 ranked)	Drew Berkland	41	8	1.20	Johnathan Gomez, FDU	1.60	Drew Burress, Georgia Tech	1.34
Sacrifice Bunts (104 ranked)					Blake Barthol, Coastal Carolina Cody Kashimoto, Saint Mary's (CA)	16 16	Luke Gallo, Boston College Cort MacDonald, Stanford	8 8
Sacrifice Bunts Per Game (137 ranked)					Cody Kashimoto, Saint Mary's (CA)	0.36	Cort MacDonald, Stanford	0.23
Sacrifice Flies (64 ranked)	Drew Berkland Dylan Passo Mark Quatrani	64 64 64	6 6 6	5 5 5	Jeter Polledo, Bethune-Cookman	10	Nick Wang, Boston College	8
Saves (568 ranked)	Noah Rooney William Jaisle Olisin Lee Eli Thurmond	117 327 568 568	5 24 35 35	4 2 1 1	Albert Roblez, Oregon St.	14	Tyler Kapa, Virginia	11
Slugging Percentage (250 ranked)	Mark Quatrani Bino Watters	104 191	11 24	0.644 0.608	Landon Hairston, Arizona St.	0.937	Tague Davis, Louisville	0.882
Stolen Bases (120 ranked)					Terence Grines, UT Martin	57	Lucas Moore, Louisville	32
Stolen Bases Per Game (148 ranked)					Terence Grines, UT Martin	1.19	Lucas Moore, Louisville	0.65
Strikeout-to-Walk Ratio (150 ranked)	Jack Radel	27	3	5.41	Nathan Mertens, Southeast Mo. St.	24.50	AJ Ciscar, Miami (FL)	9.14
Strikeouts (150 ranked)	Jack Radel	17	3	92	Mason Edwards, Southern California	132	Chris Levonas, Wake Forest	96
Strikeouts Per Nine Innings (150 ranked)	Jack Radel	59	9	11.61	Mason Edwards, Southern California	16.42	Chris Levonas, Wake Forest	14.32
Total Bases (140 ranked)	Mark Quatrani Bino Watters	108 124	11 13	112 110	Landon Hairston, Arizona St.	178	Tague Davis, Louisville	172
Toughest to Strike Out (150 ranked)					Joseph DeLanzo, UMass Lowell	26.3	Jarren Advincula, Georgia Tech	13.3
Triples (78 ranked)	Noah Coy Jayce Lee Bino Watters	78 78 78	7 7 7	3 3 3	Andrew Duncan, Wright St. Max Hartman, Washington St.	8 8	Jack Toomey, Boston College	6
Triples Per Game (139 ranked)	Noah Coy Jayce Lee Bino Watters	99 122 122	7 8 8	0.07 0.07 0.07	Andrew Duncan, Wright St.	0.19	Jack Toomey, Boston College	0.13
Victories (66 ranked)	Jack Radel	66	7	6	Joey Giordano, Richmond	11	Lucas Hartman, Virginia	9
WHIP (150 ranked)	Jack Radel	28	3	1.02	Grant Govel, Southern California	0.78	Wes Mendes, Florida St.	0.96
Walks Allowed Per Nine Innings (150 ranked)	Jack Radel	84	4	2.14	Nathan Mertens, Southeast Mo. St.	0.35	AJ Ciscar, Miami (FL)	0.96



2026 Notre Dame Baseball OVERALL SEASON STATS - 2026

Notre Dame Baseball 2025 - 2026 Season

(As of May 3, 2026)

Notre Dame Overall Statistics

Record: 24-20 Home: 13-8 Away: 8-10 Neutral: 3-2 Conference: 11-16
Extra Inn: 1-1 Vs. Ranked: 5-11

PLAYER	AVG	GP-GS	AB	R	H	2B	3B	HR	XB	RBI	TB	SLG	BB	HP	K	GDP	OB%	SF	SH	SB-ATT	PO	A	E	FLD%
QUATRANI, Mark	.374	44-44	174	44	65	9	1	12	22	54	112	.644	20	10	36	4	.455	5	0	1-2	310	32	0	1.000
WATTERS, Bino	.365	44-44	181	33	66	11	3	9	23	42	110	.608	22	4	30	2	.442	1	0	3-5	48	1	1	.980
BERKLAND, Drew	.328	44-44	180	53	59	15	1	9	25	31	103	.572	24	7	39	1	.417	5	0	10-11	89	0	1	.989
LEE, Jayce	.310	44-44	168	44	52	9	3	9	21	33	94	.560	22	5	38	4	.401	2	0	1-2	65	3	2	.971
COY, Noah	.294	41-39	143	39	42	4	3	4	11	30	64	.448	27	8	30	1	.428	2	5	11-14	35	85	5	.960
BRZUSTEWICZ, Parker	.279	40-38	140	18	39	8	0	0	8	21	47	.336	24	3	29	6	.393	1	1	1-1	186	33	6	.973
PASSO, Dylan	.274	31-25	95	13	26	5	0	2	7	17	37	.389	6	4	22	3	.327	5	0	0-0	194	9	0	1.000
JOHNSON, Davis	.269	17-16	52	14	14	3	0	6	9	18	35	.673	8	5	20	0	.409	1	1	2-2	19	0	0	1.000
BARTH, Mason	.256	40-34	121	25	31	5	0	3	8	18	45	.372	21	7	37	1	.393	1	1	6-6	40	97	3	.979
ZEE, Jamie	.200	41-40	140	24	28	6	1	3	10	27	45	.321	19	3	58	2	.305	2	2	2-2	36	75	11	.910

HOLT, Jonathan	.500	2-0	2	0	1	0	0	0	0	0	1	.500	0	0	0	0	.500	0	0	0-0	0	0	0	.000
GRAHAM, Andrew	.429	12-5	21	5	9	0	0	1	1	3	12	.571	4	1	6	1	.538	0	1	1-1	4	2	0	1.000
RICKS, Caleb	.400	10-0	10	4	4	2	1	0	3	6	8	.800	1	0	5	0	.455	0	0	0-0	3	0	0	1.000
MIRANDA, Shane	.294	9-4	17	2	5	1	0	0	1	1	6	.353	4	0	3	0	.429	0	0	0-0	42	4	0	1.000
LOGAN, Brandon	.250	23-15	48	14	12	3	0	1	4	9	18	.375	11	2	16	0	.410	0	4	6-6	30	0	1	.968
VAN AMEYDE, Chase	.154	13-5	13	2	2	0	0	0	0	0	2	.154	2	2	4	0	.353	0	0	0-0	1	1	1	.667
READER, Troy	.000	4-0	4	0	0	0	0	0	0	1	0	.000	0	0	2	0	.000	1	0	0-0	0	0	0	.000
Others																					20	46	8	.892
Totals	.302	-	1509	334	455	81	13	59	153	311	739	.490	215	61	375	25	.404	26	15	44-52	1122	388	39	.975
Opponents	.290	-	1517	280	440	96	9	51	156	263	707	.466	152	37	384	17	.365	15	12	64-78	1116	378	48	.969

LOB - Team (366), Opp (327). DPs turned - Team (23), Opp (28). CI - Team (0), Opp (0). IBB - Team (8): WATTERS, Bino (4); JOHNSON, Davis (2); ZEE, Jamie (1); QUATRANI, Mark (1). Picked off - Team (1): LEE, Jayce (1).

PLAYER	ERA	W-L	APP	GS	CG	SHO	SV	IP	H	R	ER	BB	K	WHIP	2B	3B	HR	AVG	WP	HP	BK	SFA	SHA	
RADEL, Jack	3.41	6-3	12	12	2	1	0	71.1	56	31	27	17	92	1.02	15	0	6	.208	2	2	0	1	1	
ZERR, Aiden	5.00	1-0	12	3	0	0	0	18.0	22	12	10	8	10	1.67	3	0	2	.289	2	0	0	1	0	
UBER, Ty	5.60	4-2	13	10	0	2	0	45.0	46	33	28	19	41	1.44	8	0	4	.264	5	4	1	3	2	
SINGLETON, Dylan	6.30	0-2	15	3	0	2	0	30.0	35	22	21	9	34	1.47	12	0	6	.292	2	3	1	0	2	
HIRSCH, Xavier	6.44	2-4	12	3	0	0	0	36.1	51	30	26	8	31	1.62	11	2	2	.329	2	3	0	2	3	
CROWELL, Caden	7.49	3-2	15	9	0	0	0	45.2	64	38	38	22	48	1.88	12	2	9	.342	1	8	1	2	2	
HELWIG, DJ	10.80	0-0	2	2	0	0	0	1.2	2	2	2	1	2	1.80	1	0	0	.333	0	0	0	0	1	
KLOSTERMAN, Kellan	13.50	0-0	8	1	0	1	0	8.2	8	13	13	14	11	2.54	3	0	1	.242	3	2	0	1	0	
VAN AMEYDE, Chase	13.50	1-2	9	1	0	0	0	8.0	13	12	12	6	15	2.38	5	0	1	.361	2	2	0	0	0	

BIRKHOLZ, Radek	0.00	0-0	5	0	0	0	0	3.1	2	0	0	2	4	1.20	0	1	0	.182	0	1	0	0	0	
LEE, Oisín	4.50	3-0	18	0	0	0	1	18.0	21	11	9	12	19	1.83	2	1	1	.280	4	2	0	0	1	
JAISLE, William	4.96	1-1	16	0	0	1	2	16.1	13	9	9	13	18	1.59	4	0	3	.213	1	3	0	1	0	
ROONEY, Noah	5.84	1-3	18	0	0	1	4	37.0	47	28	24	8	29	1.49	12	2	4	.303	3	2	1	3	0	
THURMOND, Eli	7.46	1-1	20	0	0	2	1	25.1	41	22	21	9	19	1.97	6	1	5	.363	5	1	0	1	0	
CLARK, Evan	7.71	1-0	4	0	0	0	0	2.1	3	2	2	2	2	2.14	1	0	1	.300	1	0	0	0	0	
SNYDER, Garrett	18.00	0-0	9	0	0	0	0	7.0	16	15	14	2	9	2.57	1	0	6	.444	0	4	0	0	0	
Totals	6.16	24-20	44	0	3	8	374.0	440	280	256	152	384	1.58	96	9	51	.290	33	37	4	15	12		
Opponents	7.45	20-24	44	0	1	7	372.0	455	334	308	215	375	1.80	81	13	59	.302	39	61	3	26	15		

PB - Team(5): QUATRANI, Mark (4); JOHNSON, Davis (1), Opp (8). Pickoffs - Team(4): UBER, Ty (1); RADEL, Jack (1); HIRSCH, Xavier (1); CROWELL, Caden (1), Opp (1). SBA/ATT - QUATRANI, Mark (57-70); MIRANDA, Shane (5-6); JOHNSON, Davis (4-4); ZERR, Aiden (3-3); CROWELL, Caden (3-4); UBER, Ty (2-2); RADEL, Jack (2-2); SNYDER, Garrett (1-1); HIRSCH, Xavier (1-1); LEE, Oisín (1-1).



2026 Notre Dame Baseball
FIELDING STATS - 2026

Notre Dame Baseball 2025 - 2026 Season

(As of May 3, 2026)

Notre Dame Overall Statistics

PLAYER	C	PO	A	E	FLD%	DP	SBA	CSB	SBA%	PB	CI
QUATRANI, Mark	342	310	32	0	1.000	0	57	13	.814	4	0
PASSO, Dylan	203	194	9	0	1.000	8	0	0	0	0	0
MIRANDA, Shane	46	42	4	0	1.000	0	5	1	.833	0	0
JOHNSON, Davis	19	19	0	0	1.000	0	4	0	1.000	1	0
GRAHAM, Andrew	6	4	2	0	1.000	0	0	0	0	0	0
RICKS, Caleb	3	3	0	0	1.000	0	0	0	0	0	0
LEE, Oisin	4	2	2	0	1.000	0	1	0	1.000	0	0
KLOSTERMAN, Kellan	1	1	0	0	1.000	0	0	0	0	0	0
ROONEY, Noah	3	1	2	0	1.000	0	0	0	0	0	0
J AISLE, William	1	0	1	0	1.000	0	0	0	0	0	0
BIRKHOLZ, Radek	1	0	1	0	1.000	0	0	0	0	0	0
HELWIG, DJ	1	0	1	0	1.000	0	0	0	0	0	0
CROWELL, Caden	5	0	5	0	1.000	1	3	1	.750	0	0
BERKLAND, Drew	90	89	0	1	.989	0	0	0	0	0	0
WATTERS, Bino	50	48	1	1	.980	0	0	0	0	0	0
BARTH, Mason	140	40	97	3	.979	7	0	0	0	0	0
BRZUSTEWICZ, Parker	225	186	33	6	.973	12	0	0	0	0	0
LEE, Jayce	70	65	3	2	.971	0	0	0	0	0	0
LOGAN, Brandon	31	30	0	1	.968	0	0	0	0	0	0
COY, Noah	125	35	85	5	.960	7	0	0	0	0	0
RADEL, Jack	15	7	7	1	.933	0	2	0	1.000	0	0
HIRSCH, Xavier	13	3	9	1	.923	1	1	0	1.000	0	0
ZEE, Jamie	122	36	75	11	.910	9	0	0	0	0	0
ZERR, Aiden	8	2	5	1	.875	0	3	0	1.000	0	0
THURMOND, Eli	6	1	4	1	.833	0	0	0	0	0	0
SINGLETON, Dylan	6	0	5	1	.833	0	0	0	0	0	0
UBER, Ty	9	3	4	2	.778	0	2	0	1.000	0	0
VAN AMEYDE, Chase	3	1	1	1	.667	0	0	0	0	0	0
SNYDER, Garrett	1	0	0	1	.000	0	1	0	1.000	0	0
Totals	1549	1122	388	39	.975	23	79	15	.840	5	0
Opponents	1542	1116	378	48	.969	28	48	11	.814	8	0



2026 Notre Dame Baseball

SITUATIONAL STATS - 2026

Notre Dame Baseball 2025 - 2026 Season

(As of May 3, 2026)

Notre Dame Batting Analysis

PLAYER	vs left			vs right			runners on			bases emp			bases ldd			leadoff			fly	gnd	fly/
	H	AB	AVG	H	AB	AVG	H	AB	AVG	H	AB	AVG	H	AB	AVG	RCH	OP	PCT	OUT	OUT	GND
3 BARTH, Mason	12	25	.480	19	96	.198	16	60	.267	15	61	.246	3	4	.750	14	33	.424	27	22	1.2
10 BERKLAND, Drew	18	42	.429	41	138	.297	25	71	.352	34	109	.312	1	5	.200	34	76	.447	54	27	2.0
22 BRZUSTEWICZ, Parker	14	41	.341	25	99	.253	23	79	.291	16	61	.262	1	3	.333	11	29	.379	24	40	0.6
11 COY, Noah	14	42	.333	28	101	.277	25	71	.352	17	72	.236	3	6	.500	14	39	.359	36	33	1.1
6 GRAHAM, Andrew	2	5	.400	7	16	.438	5	11	.455	4	10	.400	0	0	-	2	6	.333	5	2	2.5
4 HOLT, Jonathan	0	0	-	1	2	.500	0	1	1.000	1	1	1.000	0	0	-	0	0	-	1	0	-
55 JOHNSON, Davis	7	18	.389	7	34	.206	7	27	.259	7	25	.280	3	3	1.000	6	15	.400	13	7	1.9
1 LEE, Jayce	20	47	.426	32	121	.264	26	94	.277	26	74	.351	1	4	.250	20	38	.526	49	27	1.8
16 LOGAN, Brandon	4	17	.235	8	31	.258	7	23	.304	5	25	.200	2	3	.667	6	17	.353	6	15	0.4
14 MIRANDA, Shane	1	3	.333	4	14	.286	1	7	.143	4	10	.400	0	0	-	4	6	.667	4	4	1.0
21 PASSO, Dylan	9	27	.333	17	68	.250	18	56	.321	8	39	.205	0	3	.000	4	20	.200	26	23	1.1
19 QUATRANI, Mark	17	45	.378	48	129	.372	38	92	.413	27	82	.329	2	8	.250	14	34	.412	37	36	1.0
9 READER, Troy	0	1	.000	0	3	.000	0	4	1.000	0	0	-	0	1	.000	0	0	-	3	0	-
20 RICKS, Caleb	2	2	1.000	2	8	.250	4	8	.500	0	2	.000	1	1	1.000	0	0	-	1	0	-
52 VAN AMEYDE, Chase	0	0	-	2	13	.154	1	6	.167	1	7	.143	0	0	-	0	1	.000	2	5	0.4
15 WATTERS, Bino	19	48	.396	47	133	.353	36	92	.391	30	89	.337	4	4	1.000	12	33	.364	34	44	0.8
13 ZEE, Jamie	7	37	.189	21	103	.204	19	82	.232	9	58	.155	3	9	.333	8	27	.296	26	25	1.0
Totals	146	400	.365	309	1109	.279	251	784	.320	204	725	.281	24	54	.444	149	374	.398	348	310	1.1
Opponents	149	472	.316	291	1045	.278	231	735	.314	209	782	.267	13	42	.310	133	375	.355	336	337	1.0

PLAYER	pinch hit			RISP			R3rd LT2out			2outs			adv ops			2out rnrs		rch rch		KL	
	H	AB	AVG	H	AB	AVG	SUCC	OP	PCT	H	AB	AVG	ADV	OP	PCT	RBI	ADV	LOB	ERR		FC
3 BARTH, Mason	1	3	.333	12	38	.316	5	10	.500	11	35	.314	34	74	.459	9	0	24	2	4	19
10 BERKLAND, Drew	0	0	-	12	43	.279	9	15	.600	18	55	.327	47	90	.522	12	0	40	1	5	6
22 BRZUSTEWICZ, Parker	0	1	.000	12	42	.286	7	9	.778	11	47	.234	49	96	.510	3	0	42	5	9	10
11 COY, Noah	0	0	-	17	43	.395	8	11	.727	9	38	.237	51	92	.554	9	0	32	6	5	6
6 GRAHAM, Andrew	0	3	.000	4	7	.571	1	1	1.000	3	7	.429	7	15	.467	1	0	5	0	0	2
4 HOLT, Jonathan	1	2	.500	0	0	-	0	0	-	1	1	1.000	0	1	.000	0	0	0	0	0	0
55 JOHNSON, Davis	0	1	.000	4	18	.222	4	4	1.000	7	16	.438	17	35	.486	7	0	10	0	2	3
1 LEE, Jayce	0	0	-	14	57	.246	5	12	.417	17	67	.254	38	110	.345	14	0	63	2	5	9
16 LOGAN, Brandon	0	1	.000	5	17	.294	5	8	.625	3	13	.231	19	34	.559	4	0	8	1	2	5
14 MIRANDA, Shane	0	1	.000	1	6	.167	0	0	-	2	6	.333	5	9	.556	1	0	3	1	1	0
21 PASSO, Dylan	0	0	-	7	37	.189	10	19	.526	9	33	.273	33	66	.500	1	0	24	1	2	10
19 QUATRANI, Mark	0	0	-	21	55	.382	19	29	.655	21	56	.375	65	115	.565	19	0	33	3	4	8
9 READER, Troy	0	3	.000	0	2	.000	1	2	.500	0	2	.000	1	5	.200	0	0	4	0	0	0
20 RICKS, Caleb	2	5	.400	3	4	.750	1	1	1.000	2	3	.667	5	9	.556	4	0	0	0	0	2
52 VAN AMEYDE, Chase	0	0	-	1	4	.250	0	2	.000	1	4	.250	3	8	.375	0	0	1	0	0	3
15 WATTERS, Bino	0	0	-	24	59	.407	11	15	.733	24	64	.375	51	106	.481	10	0	31	2	6	4
13 ZEE, Jamie	0	0	-	16	54	.296	7	13	.538	10	50	.200	41	99	.414	10	0	46	2	6	18
Totals	4	20	.200	153	486	.315	93	151	.616	149	497	.300	466	964	.483	104	0	366	26	51	105
Opponents	9	31	.290	144	469	.307	63	113	.558	134	497	.270	384	840	.457	100	0	327	20	35	85



2026 Notre Dame Baseball

SITUATIONAL STATS - 2026

Notre Dame Baseball 2025-2026 Season

(As of May 3, 2026)

Notre Dame Pitching Analysis

PLAYER	vs left			vs right			runners on			bases emp			leadoff			2outs			fly	gnd	fly/	
	H	AB	AVG	H	AB	AVG	H	AB	AVG	H	AB	AVG	ADV	OPS	PCT	H	AB	AVG	OUT	OUT	GND	GDP
33 BIRKHOLZ, Radek	0	1	.000	2	10	.200	1	8	.125	1	3	.333	1	2	.500	1	6	.167	3	2	1.5	0
31 CLARK, Evan	1	6	.167	2	4	.500	1	4	.250	2	6	.333	0	2	.000	1	4	.250	3	2	1.5	0
7 CROWELL, Caden	27	68	.397	37	119	.311	36	91	.396	28	96	.292	21	48	.438	15	55	.273	37	40	0.9	4
45 HELWIG, DJ	1	2	.500	1	4	.250	1	4	.250	1	2	.500	1	2	.500	0	1	.000	1	1	1.0	0
30 HIRSCH, Xavier	26	59	.441	25	96	.260	28	74	.378	23	81	.284	12	38	.316	15	51	.294	26	47	0.6	3
12 JAISLE, William	3	18	.167	10	43	.233	9	34	.265	4	27	.148	6	16	.375	5	25	.200	13	18	0.7	0
25 KLOSTERMAN, Kellan	4	16	.250	4	17	.235	5	14	.357	3	19	.158	2	11	.182	1	8	.125	12	3	4.0	0
36 LEE, Oisín	6	24	.250	15	51	.294	12	44	.273	9	31	.290	7	18	.389	9	26	.346	9	23	0.4	1
27 RADEL, Jack	20	96	.208	36	173	.208	22	103	.214	34	166	.205	22	72	.306	11	83	.133	60	56	1.1	3
46 ROONEY, Noah	10	47	.213	37	108	.343	25	82	.305	22	73	.301	11	34	.324	21	54	.389	40	40	1.0	3
5 SINGLETON, Dylan	14	41	.341	21	79	.266	17	49	.347	18	71	.254	8	31	.258	10	38	.263	34	17	2.0	0
26 SNYDER, Garrett	4	14	.286	12	22	.545	8	19	.421	8	17	.471	3	5	.600	5	12	.417	4	7	0.6	1
40 THURMOND, Eli	14	45	.311	27	68	.397	19	58	.328	22	55	.400	10	23	.435	17	40	.425	23	31	0.7	0
24 UBER, Ty	20	71	.282	26	103	.252	24	82	.293	22	92	.239	18	47	.383	12	56	.214	51	39	1.3	1
52 VAN AMEYDE, Chase	7	14	.500	6	22	.273	9	26	.346	4	10	.400	4	7	.571	2	10	.200	2	6	0.3	0
18 ZERR, Aiden	9	35	.257	13	41	.317	14	43	.326	8	33	.242	7	19	.368	9	28	.321	18	26	0.7	0
Totals	166	557	.298	274	960	.285	231	735	.314	209	782	.267	133	375	.355	134	497	.270	336	358	0.9	16
Opponents	153	488	.314	302	1021	.296	251	784	.320	204	725	.281	149	374	.398	149	497	.300	348	337	1.0	20

PLAYER	AP	GS	IP/APP	H/G	R/G	ER/G	BB/G	K/G	K/BB	2B/G	3B/G	HR/G	FO/G	GO/G	BF/G	SBA	ATT	PCT
33 BIRKHOLZ, Radek	5	0	0.67	5.40	0.00	0.00	5.40	10.80	2.00	0.00	2.70	0.00	8.10	5.40	37.80	0	0	0
31 CLARK, Evan	4	0	0.58	11.57	7.72	7.72	7.72	7.72	1.00	3.86	0.00	3.86	11.57	7.72	46.29	0	0	0
7 CROWELL, Caden	15	9	3.04	12.61	7.49	7.49	4.34	9.46	2.18	2.36	0.39	1.77	7.29	7.88	43.55	3	4	.750
45 HELWIG, DJ	2	2	0.83	10.80	10.80	10.80	5.40	10.80	2.00	5.40	0.00	0.00	5.40	5.40	43.19	0	0	0
30 HIRSCH, Xavier	12	3	3.03	12.63	7.43	6.44	1.98	7.68	3.88	2.72	0.50	0.50	6.44	11.64	42.36	1	1	1.000
12 JAISLE, William	16	0	1.02	7.16	4.96	4.96	7.16	9.92	1.38	2.20	0.00	1.65	7.16	9.92	42.98	0	0	0
25 KLOSTERMAN, Kellan	8	1	1.08	8.31	13.50	13.50	14.54	11.42	0.79	3.12	0.00	1.04	12.46	3.12	51.92	0	0	0
36 LEE, Oisín	18	0	1.00	10.50	5.50	4.50	6.00	9.50	1.58	1.00	0.50	0.50	4.50	11.50	45.00	1	1	1.000
27 RADEL, Jack	12	12	5.94	7.07	3.91	3.41	2.14	11.61	5.41	1.89	0.00	0.76	7.57	7.07	36.59	2	2	1.000
46 ROONEY, Noah	18	0	2.06	11.43	6.81	5.84	1.95	7.05	3.63	2.92	0.49	0.97	9.73	9.73	40.86	0	0	0
5 SINGLETON, Dylan	15	3	2.00	10.50	6.60	6.30	2.70	10.20	3.78	3.60	0.00	1.80	10.20	5.10	40.20	0	0	0
26 SNYDER, Garrett	9	0	0.78	20.57	19.29	18.00	2.57	11.57	4.50	1.29	0.00	7.71	5.14	9.00	54.00	1	1	1.000
40 THURMOND, Eli	20	0	1.27	14.57	7.82	7.46	3.20	6.75	2.11	2.13	0.36	1.78	8.17	11.01	44.05	0	0	0
24 UBER, Ty	13	10	3.46	9.20	6.60	5.60	3.80	8.20	2.16	1.60	0.00	0.80	10.20	7.80	40.40	2	2	1.000
52 VAN AMEYDE, Chase	9	1	0.89	14.63	13.50	13.50	6.75	16.88	2.50	5.63	0.00	1.13	2.25	6.75	49.50	0	0	0
18 ZERR, Aiden	12	3	1.50	11.00	6.00	5.00	4.00	5.00	1.25	1.50	0.00	1.00	9.00	13.00	42.50	3	3	1.000
Totals	44	44	8.50	10.59	6.74	6.16	3.66	9.24	2.53	2.31	0.22	1.23	8.09	8.61	41.70	79	94	.840
Opponents	44	44	8.45	11.01	8.08	7.45	5.20	9.07	1.74	1.96	0.31	1.43	8.42	8.15	44.23	48	59	.814

Pitching averages based on 9-inning game.



2026 Notre Dame Baseball MISCELLANEOUS STATS - 2026

Notre Dame Baseball 2025 - 2026 Season

(As of May 7, 2026)

Notre Dame Multi-hit/RBI/Run Games and Hitting Streaks

MULTIPLE HIT GAMES	2	3	4	5+	TOTAL
QUATRANI, Mark	16	3	3	0	22
WATTERS, Bino	11	9	1	0	21
BERKLAND, Drew	7	7	1	0	15
COY, Noah	12	2	0	0	14
BRZUSTEWICZ, Parker	8	3	0	0	11
LEE, Jayce	5	4	1	0	10
BARTH, Mason	5	2	0	0	7
PASSO, Dylan	5	1	0	0	6
ZEE, Jamie	4	0	0	0	4
GRAHAM, Andrew	2	1	0	0	3
LOGAN, Brandon	1	1	0	0	2
JOHNSON, Davis	1	1	0	0	2
MIRANDA, Shane	0	1	0	0	1
RICKS, Caleb	1	0	0	0	1

HITTING STREAKS	LONGEST	CURRENT
BERKLAND, Drew	21	1
WATTERS, Bino	13	1
LEE, Jayce	9	6
QUATRANI, Mark	9	4
BRZUSTEWICZ, Parker	7	7
COY, Noah	7	0
BARTH, Mason	7	0
ZEE, Jamie	6	2
PASSO, Dylan	6	0
GRAHAM, Andrew	5	5
JOHNSON, Davis	4	4
LOGAN, Brandon	2	2
RICKS, Caleb	2	1
MIRANDA, Shane	2	0
VAN AMEYDE, Chase	2	0
HOLT, Jonathan	1	1
READER, Troy	0	0

REACHED SAFELY STREAKS (H,BB,IBB,HBP)	LONGEST	CURRENT
BERKLAND, Drew	24	19
WATTERS, Bino	22	22
QUATRANI, Mark	21	11
LEE, Jayce	19	6
COY, Noah	17	0
BARTH, Mason	12	5
BRZUSTEWICZ, Parker	10	7
LOGAN, Brandon	9	9
JOHNSON, Davis	9	7
ZEE, Jamie	9	4
PASSO, Dylan	8	4
GRAHAM, Andrew	5	5
VAN AMEYDE, Chase	3	0
RICKS, Caleb	2	1
MIRANDA, Shane	2	0
HOLT, Jonathan	1	1
READER, Troy	0	0

MULTIPLE RBI GAMES	2	3	4	5+	TOTAL
QUATRANI, Mark	6	7	1	1	15
WATTERS, Bino	9	2	2	0	13
LEE, Jayce	5	3	0	1	9
COY, Noah	4	3	1	0	8
BERKLAND, Drew	2	3	1	0	6
ZEE, Jamie	5	1	0	0	6
BRZUSTEWICZ, Parker	2	2	1	0	5
BARTH, Mason	3	2	0	0	5
RICKS, Caleb	3	0	0	0	3
PASSO, Dylan	2	0	1	0	3
JOHNSON, Davis	1	0	0	2	3
LOGAN, Brandon	1	0	1	0	2

MULTIPLE RUN GAMES	2	3	4	5+	TOTAL
BERKLAND, Drew	10	2	3	0	15
QUATRANI, Mark	9	0	2	0	11
LEE, Jayce	6	2	1	0	9
COY, Noah	8	0	1	0	9
WATTERS, Bino	7	1	0	0	8
ZEE, Jamie	5	1	0	0	6
BARTH, Mason	5	1	0	0	6
JOHNSON, Davis	3	1	0	0	4
BRZUSTEWICZ, Parker	3	0	0	0	3
LOGAN, Brandon	1	1	0	0	2
PASSO, Dylan	1	1	0	0	2
MIRANDA, Shane	1	0	0	0	1
VAN AMEYDE, Chase	1	0	0	0	1

REACHED BASE STREAKS (H,BB,IBB,HBP,C,I,E,FC)	LONGEST	CURRENT
WATTERS, Bino	31	31
BERKLAND, Drew	24	19
QUATRANI, Mark	21	11
LEE, Jayce	19	6
COY, Noah	17	0
ZEE, Jamie	16	4
BRZUSTEWICZ, Parker	14	14
BARTH, Mason	12	5
LOGAN, Brandon	9	9
JOHNSON, Davis	9	7
PASSO, Dylan	8	4
GRAHAM, Andrew	5	5
MIRANDA, Shane	3	0
VAN AMEYDE, Chase	3	0
RICKS, Caleb	2	1
HOLT, Jonathan	1	1
READER, Troy	0	0



MISCELLANEOUS STATS - 2026

Notre Dame Baseball 2025 - 2026 Season

(As of May 7, 2026)

Notre Dame Starters by Position and Order

Starting Lineup By Position

(Team W-L when starter)

POSITION	STARTS	W-L
PITCHER		
RADEL, Jack	12	7-5
UBER, Ty	8	6-2
CROWELL, Caden	8	4-4
ZERR, Aiden	3	3-0
HIRSCH, Xavier	3	0-3
SINGLETON, Dylan	3	0-3
HELWIG, DJ	2	2-0
KLOSTERMAN, Kellan	1	1-0
VAN AMEYDE, Chase	1	0-1
CATCHER		
QUATRANI, Mark	36	20-16
MIRANDA, Shane	3	3-0
JOHNSON, Davis	2	0-2
FIRST BASE		
PASSO, Dylan	23	12-11
BRZUSTEWICZ, Parker	17	10-7
SECOND BASE		
BARTH, Mason	30	17-13
ZEE, Jamie	9	4-5
GRAHAM, Andrew	2	2-0
THIRD BASE		
ZEE, Jamie	23	12-11
BRZUSTEWICZ, Parker	16	9-7
BARTH, Mason	2	2-0
SHORTSTOP		
COY, Noah	36	18-18
ZEE, Jamie	5	5-0
LEFT FIELD		
WATTERS, Bino	25	14-11
BERKLAND, Drew	15	8-7
JOHNSON, Davis	1	1-0
CENTER FIELD		
BERKLAND, Drew	26	15-11
LOGAN, Brandon	15	8-7
RIGHT FIELD		
LEE, Jayce	37	21-16
DH		
WATTERS, Bino	16	9-7
JOHNSON, Davis	11	7-4
QUATRANI, Mark	5	3-2
GRAHAM, Andrew	3	2-1
VAN AMEYDE, Chase	2	1-1
PASSO, Dylan	1	0-1
BRZUSTEWICZ, Parker	1	0-1

Starting Lineup By Batting Order

(Team W-L when starter)

POSITION	STARTS	W-L
LEADOFF		
BERKLAND, Drew	41	22-19
COY, Noah	3	2-1
2ND SPOT		
COY, Noah	26	12-14
WATTERS, Bino	15	10-5
QUATRANI, Mark	3	2-1
3RD SPOT		
QUATRANI, Mark	38	20-18
COY, Noah	3	2-1
WATTERS, Bino	3	2-1
CLEANUP		
WATTERS, Bino	26	12-14
BRZUSTEWICZ, Parker	6	3-3
PASSO, Dylan	5	5-0
BERKLAND, Drew	3	2-1
QUATRANI, Mark	3	2-1
COY, Noah	1	0-1
5TH SPOT		
LEE, Jayce	25	16-9
JOHNSON, Davis	8	3-5
BRZUSTEWICZ, Parker	7	3-4
BARTH, Mason	4	2-2
6TH SPOT		
LEE, Jayce	17	6-11
BRZUSTEWICZ, Parker	11	10-1
PASSO, Dylan	6	2-4
COY, Noah	4	2-2
BARTH, Mason	2	0-2
JOHNSON, Davis	2	2-0
GRAHAM, Andrew	2	2-0
7TH SPOT		
BRZUSTEWICZ, Parker	11	4-7
BARTH, Mason	11	9-2
PASSO, Dylan	6	2-4
JOHNSON, Davis	6	3-3
LOGAN, Brandon	3	1-2
VAN AMEYDE, Chase	3	2-1
LEE, Jayce	2	2-0
COY, Noah	2	1-1
8TH SPOT		
BARTH, Mason	16	7-9
ZEE, Jamie	11	8-3
PASSO, Dylan	8	4-4
MIRANDA, Shane	3	3-0
BRZUSTEWICZ, Parker	3	1-2
LOGAN, Brandon	1	0-1
VAN AMEYDE, Chase	1	0-1
GRAHAM, Andrew	1	1-0
9TH SPOT		
ZEE, Jamie	29	14-15
LOGAN, Brandon	11	7-4
GRAHAM, Andrew	2	1-1
MIRANDA, Shane	1	1-0
BARTH, Mason	1	1-0



NOTRE DAME GAME-BY-GAME HITTING STATS

Notre Dame Baseball 2025 - 2026 Season

(As of May 7, 2026)

Notre Dame Team Game-by-Game Batting

DATE	OPPONENT	AB	R	H	RBI	2B	3B	HR	TB	AVG	BB	IBB	SB	CS	HBP	SAC	SF	GDP	K	LOB	PO	A	E
02-21	vs. LSU (N)	35	4	9	4	0	0	1	12	.257	4	0	0	0	0	0	0	0	14	8	24	5	0
02-13	at Florida Atlantic	33	1	5	1	0	0	0	5	.152	5	0	0	0	0	0	0	0	15	10	24	7	2
02-14	at Florida Atlantic	36	14	13	12	2	0	2	21	.361	6	0	2	0	5	0	3	1	8	10	27	7	1
02-15	at Florida Atlantic	35	7	12	4	0	0	0	12	.343	4	0	2	1	1	0	1	3	3	8	27	12	0
02-20	vs. UCF (N)	38	2	7	2	0	0	1	10	.184	0	0	0	0	0	0	0	0	12	6	30	7	1
02-22	vs. Indiana (N)	43	9	15	9	0	0	2	21	.349	4	0	1	1	5	2	1	0	10	11	33	14	1
02-27	vs. Alabama AM (N)	35	19	14	17	6	2	0	24	.400	11	0	0	0	3	0	0	2	8	9	21	4	1
02-28	vs. UIC (N)	40	14	17	13	2	0	3	28	.425	4	0	1	0	1	0	0	0	10	7	24	14	0
03-01	at Tennessee Tech	36	11	16	11	0	0	3	25	.444	4	0	0	1	0	1	1	1	6	7	24	10	0
03-03	Eastern Michigan	29	11	8	11	1	2	0	13	.276	10	0	0	0	2	0	2	0	3	7	24	14	0
03-06	at Duke	41	10	14	10	4	0	4	30	.341	3	0	0	0	2	1	0	0	4	10	27	11	0
03-07	at Duke	31	5	7	4	1	1	0	10	.226	5	0	3	0	3	1	1	1	10	9	26	9	1
03-08	at Duke	32	2	7	2	1	0	1	11	.219	1	0	0	0	2	0	0	2	7	6	27	3	1
03-10	at Queens	36	11	11	10	2	0	1	16	.306	11	0	1	1	1	1	1	0	9	12	27	13	4
03-13	at Louisville	43	14	14	13	3	0	2	23	.326	10	0	0	0	2	0	0	0	10	14	27	9	1
03-14	at Louisville	40	7	12	6	4	0	1	19	.300	4	0	1	0	1	0	0	0	7	11	24	13	0
03-15	at Louisville	39	12	12	12	0	0	3	21	.308	11	0	0	1	1	0	0	0	6	12	24	8	2
03-20	Clemson	27	6	5	5	1	0	2	12	.185	2	0	0	0	2	1	0	1	10	2	27	13	3
03-21	Clemson	35	8	11	7	2	0	3	22	.314	5	1	2	0	1	0	0	1	12	5	27	15	0
03-22	Clemson	30	7	8	6	1	0	0	9	.267	3	0	1	0	3	1	2	0	9	8	27	6	3
03-24	Western Michigan	31	14	14	14	2	1	3	27	.452	9	0	2	0	1	1	1	0	5	11	21	6	0
03-28	North Carolina	34	5	9	5	1	1	3	21	.265	1	1	0	0	0	0	2	0	12	5	27	8	1
03-28	North Carolina	37	7	10	6	3	1	2	21	.270	4	1	1	0	1	0	0	0	14	8	27	13	0
03-29	North Carolina	38	10	13	9	5	0	2	24	.342	2	0	0	0	1	0	1	0	8	5	27	7	1
04-02	at NC State	32	3	7	3	2	0	1	12	.219	4	0	0	0	1	0	0	1	12	7	24	11	1
04-03	at NC State	35	3	9	3	2	0	1	14	.257	5	0	0	0	0	0	0	1	14	10	24	4	1
04-04	at NC State	34	6	9	5	4	0	1	16	.265	2	0	2	0	2	1	0	0	9	6	25	4	1
04-08	Michigan State	29	4	6	3	1	0	0	7	.207	4	0	2	0	4	1	2	0	11	9	27	9	1
04-10	Virginia	34	4	6	4	0	1	2	14	.176	4	0	1	0	2	0	0	0	10	9	27	9	0
04-11	Virginia	29	5	6	5	1	0	0	7	.207	5	0	4	1	2	0	0	0	8	6	27	10	0
04-12	Virginia	34	5	7	4	0	0	1	10	.206	3	0	2	0	3	0	1	0	8	12	24	6	0
04-14	Valparaiso	32	6	12	6	4	0	1	19	.375	10	0	0	1	0	0	0	2	3	12	27	10	1
04-17	at Florida State	26	0	5	0	1	0	0	6	.192	2	0	1	0	1	0	0	1	9	8	18	5	3
04-18	at Florida State	35	7	10	7	2	0	2	18	.286	5	0	2	0	2	0	0	2	12	8	24	9	0
04-19	at Florida State	34	4	7	4	2	0	0	9	.206	5	2	2	0	1	1	0	0	10	10	24	9	0
04-22	at Michigan State	35	3	11	2	1	1	0	14	.314	5	0	0	0	0	1	1	0	5	12	27	6	1
04-24	Boston College	31	12	13	12	5	0	2	24	.419	4	2	0	0	1	0	0	0	2	2	21	4	1
04-25	Boston College	30	1	6	1	0	0	0	6	.200	4	0	0	0	1	0	0	0	8	10	24	6	2
04-26	Boston College	38	6	12	6	1	0	2	19	.316	1	0	0	0	0	0	0	1	9	6	27	11	0
04-28	Central Michigan	27	5	8	5	3	0	0	11	.296	3	0	0	1	0	1	3	1	5	5	27	13	1
04-29	Milwaukee	37	16	22	16	6	1	1	33	.595	3	0	0	0	0	0	2	1	3	8	21	6	1
05-01	Stanford	32	6	9	5	2	0	1	14	.281	8	0	3	0	1	0	1	1	8	12	27	8	0
05-02	Stanford	32	10	10	9	1	1	0	13	.313	7	0	2	0	0	1	0	0	9	6	27	9	2
05-03	Stanford	39	18	17	18	2	1	5	36	.436	8	1	6	0	2	0	0	2	8	7	27	11	0
Totals		1509	334	455	311	81	13	59	739	.302	215	8	44	8	61	15	26	25	375	366	1122	388	39



NOTRE DAME GAME-BY-GAME HITTING STATS

Notre Dame Baseball 2025 - 2026 Season

(As of May 7, 2026)

Notre Dame Team Game-by-Game Batting

DATE	OPPONENT	TOTAL H/AB	VS LEFT	VS RIGHT	WITH RUNNERS	BASES EMPTY	BASES LOADED	WITH 2-OUT	WITH RBI-OP	AS LEADOFF	3RD LT2OUT SUCC-OP	LOB
02-21	vs. LSU (N)	9-35	1-3	8-32	2-14	7-21	0-2	2-11	2-9	3-9	1-2	8
02-13	at Florida Atlantic	5-33	2-11	3-22	3-16	2-17	0-0	3-12	1-7	2-9	0-1	10
02-14	at Florida Atlantic	13-36	5-9	8-27	8-25	5-11	1-2	5-13	4-14	6-9	6-7	10
02-15	at Florida Atlantic	12-35	0-0	12-35	9-20	3-15	0-2	3-11	4-11	5-9	1-5	8
02-20	vs. UCF (N)	7-38	0-0	7-38	1-13	6-25	0-0	3-13	1-3	2-10	0-1	6
02-22	vs. Indiana (N)	15-43	2-2	13-41	9-22	6-21	2-2	6-16	5-16	5-11	3-4	11
02-27	vs. Alabama AM (N)	14-35	7-17	7-18	13-28	1-7	0-3	3-8	9-19	4-7	5-9	9
02-28	vs. UIC (N)	17-40	11-30	6-10	11-21	6-19	1-2	10-17	8-17	2-8	1-2	7
03-01	at Tennessee Tech	16-36	3-3	13-33	7-17	9-19	2-2	7-14	5-9	3-8	3-5	7
03-03	Eastern Michigan	8-29	3-3	5-26	6-14	2-15	2-3	2-9	3-11	4-8	8-8	7
03-06	at Duke	14-41	5-12	9-29	8-19	6-22	1-2	11-20	4-10	1-9	0-0	10
03-07	at Duke	7-31	1-4	6-27	4-19	3-12	0-1	4-12	2-12	4-9	2-6	9
03-08	at Duke	7-32	0-0	7-32	2-9	5-23	0-0	4-12	1-6	2-9	0-0	6
03-10	at Queens	11-36	1-3	10-33	9-22	2-14	2-3	0-9	5-17	5-9	4-8	12
03-13	at Louisville	14-43	9-26	5-17	9-24	5-19	2-5	6-16	4-15	3-9	5-5	14
03-14	at Louisville	12-40	12-37	0-3	5-27	7-13	0-1	5-15	2-18	6-9	1-2	11
03-15	at Louisville	12-39	6-15	6-24	9-26	3-13	2-4	5-14	5-14	5-9	1-2	12
03-20	Clemson	5-27	2-7	3-20	3-10	2-17	0-0	0-7	3-8	4-8	0-0	2
03-21	Clemson	11-35	0-0	11-35	5-15	6-20	0-1	1-8	3-6	4-9	2-4	5
03-22	Clemson	8-30	2-4	6-26	5-19	3-11	1-1	0-8	3-16	5-8	5-8	8
03-24	Western Michigan	14-31	5-6	9-25	10-25	4-6	0-1	3-9	8-19	5-6	4-4	11
03-28	North Carolina	9-34	0-0	9-34	0-9	9-25	0-0	2-11	0-4	3-9	2-2	5
03-28	North Carolina	10-37	0-0	10-37	5-13	5-24	0-0	6-15	3-9	1-9	0-2	8
03-29	North Carolina	13-38	9-16	4-22	7-15	6-23	0-0	6-14	4-7	1-9	1-1	5
04-02	at NC State	7-32	5-23	2-9	2-11	5-21	0-0	4-12	1-5	0-9	0-0	7
04-03	at NC State	9-35	2-8	7-27	4-19	5-16	0-0	1-10	3-14	4-9	0-1	10
04-04	at NC State	9-34	1-1	8-33	5-16	4-18	0-0	2-11	3-10	3-9	2-3	6
04-08	Michigan State	6-29	1-4	5-25	3-15	3-14	0-0	4-12	1-6	4-9	2-2	9
04-10	Virginia	6-34	0-0	6-34	2-17	4-17	0-0	0-9	1-11	4-9	0-2	9
04-11	Virginia	6-29	0-0	6-29	3-15	3-14	0-1	1-8	3-9	3-8	1-1	6
04-12	Virginia	7-34	0-0	7-34	4-19	3-15	1-2	2-12	1-8	2-8	2-2	12
Totals		455-1509	146-400	309-1109	251-784	204-725	24-54	149-497	153-486	149-374	93-151	366

statistical reporting provided by stat**roadcast**



NOTRE DAME GAME-BY-GAME HITTING STATS

DATE	OPPONENT	TOTAL H/AB	VS LEFT	VS RIGHT	WITH RUNNERS	BASES EMPTY	BASES LOADED	WITH 2-OUT	WITH RBI-OP	AS LEADOFF	3RD LT2OUT SUCC-OP	LOB
04-14	Valparaiso	12-32	1-4	11-28	3-16	9-16	1-2	5-12	3-10	4-8	2-2	12
04-17	at Florida State	5-26	3-21	2-5	2-16	3-10	0-0	1-7	1-7	2-7	0-2	8
04-18	at Florida State	10-35	6-21	4-14	6-16	4-19	1-1	2-9	3-11	3-9	1-1	8
04-19	at Florida State	7-34	5-14	2-20	3-13	4-21	1-2	4-14	3-11	2-9	1-1	10
04-22	at Michigan State	11-35	2-10	9-25	5-18	6-17	0-3	2-11	2-11	4-9	1-5	12
04-24	Boston College	13-31	12-24	1-7	9-17	4-14	2-2	0-5	7-8	3-7	5-7	2
04-25	Boston College	6-30	4-21	2-9	2-16	4-14	0-0	2-10	0-8	3-8	1-2	10
04-26	Boston College	12-38	0-0	12-38	5-13	7-25	0-0	5-13	3-9	2-9	1-2	6
04-28	Central Michigan	8-27	0-0	8-27	3-13	5-14	0-0	1-7	1-4	4-8	3-4	5
04-29	Milwaukee	22-37	5-7	17-30	15-26	7-11	0-0	7-12	10-17	3-6	6-8	8
05-01	Stanford	9-32	3-9	6-23	5-19	4-13	0-2	4-10	3-14	3-8	2-3	12
05-02	Stanford	10-32	1-7	9-25	8-19	2-13	1-1	2-10	6-14	4-8	3-5	6
05-03	Stanford	17-39	9-18	8-21	12-28	5-11	1-1	3-9	9-22	7-8	5-10	7
Totals		455-1509	146-400	309-1109	251-784	204-725	24-54	149-497	153-486	149-374	93-151	366



NOTRE DAME GAME-BY-GAME PITCHING STATS

Notre Dame Baseball 2025 - 2026 Season

(As of May 7, 2026)

Notre Dame Team Game-by-Game Pitching

DATE	OPPONENT	IP	H	R	ER	BB	K	2B	3B	HR	WP	BK	HBP	DP	IBB	SCORE	W-L	SV	ERA
02-21	vs. LSU (N)	8.0	12	9	9	5	8	3	0	1	1	0	1	0	1	4-9	0-1	0	10.13
02-13	at Florida Atlantic	8.0	11	7	7	3	8	3	0	2	0	0	1	0	0	1-7	0-2	0	9.00
02-14	at Florida Atlantic	9.0	2	1	1	6	11	0	0	1	0	0	2	0	0	14-1	1-2	0	6.12
02-15	at Florida Atlantic	9.0	7	1	1	3	4	3	0	0	1	0	1	0	0	7-1	2-2	0	4.76
02-20	vs. UCF (N)	10.0	4	4	3	1	12	0	1	0	2	0	1	0	0	2-4	2-3	0	4.30
02-22	vs. Indiana (N)	11.0	13	8	8	3	10	2	0	0	1	1	0	0	0	9-8	3-3	0	4.75
02-27	vs. Alabama AM (N)	7.0	2	2	0	1	11	1	0	0	0	0	0	0	0	19-2	4-3	0	4.21
02-28	vs. UIC (N)	8.0	7	3	3	1	5	1	0	2	0	0	0	1	0	14-3	5-3	1	4.11
03-01	at Tennessee Tech	8.0	2	0	0	3	4	0	0	0	1	0	0	1	0	11-0	6-3	0	3.69
03-03	Eastern Michigan	8.0	4	1	1	5	9	0	0	0	0	0	0	0	0	11-1	7-3	0	3.45
03-06	at Duke	9.0	9	4	4	2	9	0	0	3	0	0	0	1	0	10-4	8-3	0	3.51
03-07	at Duke	8.2	10	6	3	5	12	2	2	2	1	1	0	0	0	5-6	8-4	0	3.47
03-08	at Duke	9.0	7	0	0	5	13	0	0	0	0	0	0	0	0	2-0	9-4	1	3.20
03-10	at Queens	9.0	8	6	2	4	8	1	1	0	1	0	2	1	0	11-6	10-4	0	3.11
03-13	at Louisville	9.0	14	11	9	4	10	5	0	1	1	0	2	0	0	14-11	11-4	0	3.51
03-14	at Louisville	8.0	15	8	8	4	7	1	1	0	0	0	1	1	1	7-8	11-5	0	3.83
03-15	at Louisville	8.0	21	21	21	9	8	5	0	4	0	0	1	0	0	12-21	11-6	0	4.91
03-20	Clemson	9.0	4	0	0	0	8	0	0	0	1	0	0	1	0	6-0	12-6	0	4.63
03-21	Clemson	9.0	12	7	7	5	5	3	0	1	0	0	0	1	0	8-7	13-6	0	4.76
03-22	Clemson	9.0	13	4	3	1	9	0	0	0	3	1	1	1	0	7-4	14-6	0	4.66
03-24	Western Michigan	7.0	7	3	3	4	7	2	0	0	1	0	2	0	0	14-3	15-6	0	4.63
03-28	North Carolina	9.0	12	6	6	3	12	3	0	2	3	0	1	0	1	5-6	15-7	0	4.70
03-28	North Carolina	9.0	14	13	13	6	7	5	0	1	1	0	3	0	0	7-13	15-8	0	5.07
03-29	North Carolina	9.0	15	15	14	6	11	4	0	1	0	0	1	0	0	10-15	15-9	0	5.46
04-02	at NC State	8.0	13	7	7	4	7	2	0	1	1	0	0	1	0	3-7	15-10	0	5.55
04-03	at NC State	8.0	10	7	7	4	10	4	0	2	1	0	0	1	0	3-7	15-11	0	5.63
04-04	at NC State	8.1	12	7	3	1	6	2	0	1	0	0	3	0	0	6-7	15-12	0	5.55
04-08	Michigan State	9.0	9	7	7	2	11	3	0	2	1	1	1	0	1	4-7	15-13	0	5.60
04-10	Virginia	9.0	11	8	8	4	7	1	0	3	1	0	2	1	0	4-8	15-14	0	5.69
04-11	Virginia	9.0	8	3	3	3	7	1	0	1	0	0	0	0	0	5-3	16-14	1	5.59
04-12	Virginia	8.0	18	20	20	7	9	2	0	6	0	0	2	0	0	5-20	16-15	0	6.10
04-14	Valparaiso	9.0	8	1	1	2	10	1	0	1	2	0	1	0	0	6-1	17-15	0	5.93
04-17	at Florida State	6.0	13	11	9	3	8	2	0	2	2	0	0	0	0	0-11	17-16	0	6.10
04-18	at Florida State	8.0	10	9	9	6	9	2	1	1	0	0	0	1	0	7-9	17-17	0	6.21
04-19	at Florida State	8.0	11	6	6	2	7	5	1	1	1	0	0	0	0	4-6	17-18	0	6.22
04-22	at Michigan State	9.0	4	2	1	1	10	1	0	0	1	0	2	0	0	3-2	18-18	1	6.07
04-24	Boston College	7.0	9	2	2	1	11	3	0	0	0	0	0	1	0	12-2	19-18	0	5.99
04-25	Boston College	8.0	21	16	15	1	9	5	1	3	0	0	3	1	0	1-16	19-19	0	6.26
04-26	Boston College	9.0	12	7	7	5	9	5	0	2	2	0	1	1	1	6-7	19-20	0	6.28
04-28	Central Michigan	9.0	4	3	2	5	10	1	0	0	1	0	0	0	0	5-3	20-20	1	6.17
04-29	Milwaukee	7.0	3	2	2	3	10	1	0	0	1	0	1	0	0	16-2	21-20	0	6.10
05-01	Stanford	9.0	6	2	2	3	13	5	0	0	0	0	0	0	0	6-2	22-20	1	5.99
05-02	Stanford	9.0	13	7	6	4	7	2	0	0	0	0	1	0	0	10-7	23-20	1	5.99
05-03	Stanford	9.0	20	13	13	2	6	4	1	4	1	0	0	1	0	18-13	24-20	1	6.16
Totals		374.0	440	280	256	152	384	96	9	51	33	4	37	16	5	-	24-20	8	6.16



NOTRE DAME GAME-BY-GAME PITCHING STATS

Notre Dame Baseball 2025-2026 Season

(As of May 7, 2026)

Notre Dame Team Game-by-Game Pitching

DATE	OPPONENT	SCORE	TOTAL H/AB	VS LEFT	VS RIGHT	WITH RUNNERS	BASES EMPTY	AS LEADOFF	GND OUT	FLY OUT	ERA
02-21	vs. LSU (N)	4-9	12-36	8-21	4-15	9-23	3-13	3-8	6	10	10.13
02-13	at Florida Atlantic	1-7	11-34	5-14	6-20	6-19	5-15	3-8	7	8	9.00
02-14	at Florida Atlantic	14-1	2-29	1-14	1-15	1-8	1-21	2-9	6	9	6.12
02-15	at Florida Atlantic	7-1	7-33	3-15	4-18	1-15	6-18	1-9	12	10	4.76
02-20	vs. UCF (N)	2-4	4-32	3-16	1-16	3-8	1-24	2-10	9	8	4.30
02-22	vs. Indiana (N)	9-8	13-45	6-18	7-27	9-21	4-24	2-11	14	8	4.75
02-27	vs. Alabama AM (N)	19-2	2-24	0-7	2-17	1-6	1-18	1-7	5	5	4.21
02-28	vs. UIC (N)	14-3	7-27	1-6	6-21	3-5	4-22	2-8	11	4	4.11
03-01	at Tennessee Tech	11-0	2-25	1-12	1-13	0-6	2-19	1-8	9	10	3.69
03-03	Eastern Michigan	11-1	4-28	3-9	1-19	1-14	3-14	4-8	12	3	3.45
03-06	at Duke	10-4	9-34	1-4	8-30	2-10	7-24	2-9	9	7	3.51
03-07	at Duke	5-6	10-35	1-7	9-28	5-14	5-21	1-9	4	8	3.47
03-08	at Duke	2-0	7-34	0-5	7-29	2-13	5-21	1-9	3	11	3.20
03-10	at Queens	11-6	8-34	3-16	5-18	5-17	3-17	2-9	12	6	3.11
03-13	at Louisville	14-11	14-41	5-20	9-21	8-26	6-15	6-9	9	8	3.51
03-14	at Louisville	7-8	15-36	9-18	6-18	9-21	6-15	4-8	9	5	3.83
03-15	at Louisville	12-21	21-42	13-20	8-22	16-30	5-12	7-8	9	6	4.91
03-20	Clemson	6-0	4-33	3-11	1-22	1-11	3-22	2-9	13	5	4.63
03-21	Clemson	8-7	12-37	3-14	9-23	5-21	7-16	5-9	14	7	4.76
03-22	Clemson	7-4	13-38	1-11	12-27	5-24	8-14	4-9	7	11	4.66
03-24	Western Michigan	14-3	7-27	4-11	3-16	3-13	4-14	1-7	6	8	4.63
03-28	North Carolina	5-6	12-38	5-18	7-20	3-18	9-20	5-9	6	8	4.70
03-28	North Carolina	7-13	14-40	8-21	6-19	9-24	5-16	4-9	13	7	5.07
03-29	North Carolina	10-15	15-42	9-24	6-18	11-24	4-18	4-9	6	10	5.46
04-02	at NC State	3-7	13-34	7-16	6-18	6-20	7-14	6-8	8	6	5.55
04-03	at NC State	3-7	10-34	3-19	7-15	5-16	5-18	2-8	4	9	5.63
04-04	at NC State	6-7	12-35	7-19	5-16	6-21	6-14	5-9	3	14	5.55
04-08	Michigan State	4-7	9-37	3-9	6-28	5-13	4-24	1-9	10	7	5.60
04-10	Virginia	4-8	11-37	0-0	11-37	7-19	4-18	3-9	11	8	5.69
04-11	Virginia	5-3	8-35	0-0	8-35	3-14	5-21	3-9	9	11	5.59
04-12	Virginia	5-20	18-42	0-0	18-42	14-29	4-13	6-8	7	9	6.10
04-14	Valparaiso	6-1	8-36	1-12	7-24	2-15	6-21	1-9	9	8	5.93
04-17	at Florida State	0-11	13-32	5-9	8-23	8-20	5-12	2-6	5	5	6.10
04-18	at Florida State	7-9	10-31	4-10	6-21	5-12	5-19	3-8	7	6	6.21
04-19	at Florida State	4-6	11-33	3-8	8-25	5-13	6-20	2-8	9	6	6.22
04-22	at Michigan State	3-2	4-31	2-11	2-20	2-11	2-20	2-9	8	9	6.07
04-24	Boston College	12-2	9-30	2-10	7-20	4-14	5-16	2-7	4	5	5.99
04-25	Boston College	1-16	21-44	5-11	16-33	13-26	8-18	3-8	7	7	6.26
04-26	Boston College	6-7	12-37	3-13	9-24	4-18	8-19	4-9	8	8	6.28
04-28	Central Michigan	5-3	4-29	0-8	4-21	2-9	2-20	2-9	9	6	6.17
04-29	Milwaukee	16-2	3-23	1-14	2-9	1-9	2-14	2-7	5	5	6.10
05-01	Stanford	6-2	6-32	3-15	3-17	3-16	3-16	3-9	6	7	5.99
05-02	Stanford	10-7	13-36	10-18	3-18	8-25	5-11	5-9	6	11	5.99
05-03	Stanford	18-13	20-45	11-23	9-22	10-24	10-21	7-9	12	7	6.16
Totals		334-280	440-1517	166-557	274-960	231-735	209-782	133-375	358	336	6.16

**LAST TIME IT HAPPENED**

PLAYER HIT A GRAND SLAM	Davis Johnson, March 15, 2026 at Louisville (21-12 loss)
PLAYER LED OFF A GAME WITH A HR	Jared Zimbardo, March 16, 2025 at No. 10 Clemson (7-3 win)
PLAYER HAD A FIRST INNING HR (NOT LEAD OFF)	Estevan Moreno, March 16, 2025 at No. 10 Clemson (7-3 win)
PLAYER LED OFF AN INNING WITH A HOMER	Jayce Lee (bottom sixth inning) vs. Stanford, May 3, 2026 (18-13 win)
PLAYER HIT FOR THE CYCLE	Estevan Moreno, March 18, 2025 vs Butler (4-4; 1B, 2B, HR, 3B, HBP)
PLAYER HIT TWO HOME RUNS IN ONE GAME	Jayce Lee (two in the sixth inning) vs. Stanford, May 3, 2026 (18-13 win)
PLAYER HIT THREE HOME RUNS IN A GAME	Estevan Moreno, March 5, 2024 vs. Purdue (3-4, 3 HR, 3 R, 4 RBI)
PLAYER HIT AN INSIDE-THE-PARK HOME RUN	Carson Tinney, April 19, 2024, vs. Boston College (14-3 win)
PLAYER HIT TWO HOME RUNS IN ONE INNING	Jayce Lee (bottom sixth inning) vs. Stanford, May 3, 2026 (18-13 win)
PLAYER HAD 8 AT BATS IN A GAME	Frank DeSico & Charlie Markson, May 3, 2013 vs USF (8-2 loss in 19)
PLAYER SCORED FOUR RUNS IN A GAME	Drew Berkland, May 3, 2026 vs. Stanford (3-4, 1B, 2B, HR, BB, HBP, 4 R, 4 RBI)
PLAYER SCORED FIVE RUNS IN A GAME	Niko Kavadas, June 5, 2021 vs UConn (3-4, 2 HR, 2 BB, 8 RBI, 5 R)
PLAYER HAD 4 HITS IN A GAME	Bino Watters (4-4, HR, 3 RBI, 2 R), March 24, 2026 vs Western Michigan (14-3 7 inn. win)
PLAYER HAD 5 HITS IN A GAME	Carson Tinney, April 20, 2025 at Stanford (5-5, 3 1B, 2B, HR, 4 R, 1 RBI)
PLAYER HAD 6 HITS IN A GAME	Steve Sollmann, June 1, 2002 vs South Alabama NCAAs (6-7; 25-1 win)
PLAYER HAD 6 RBI IN A GAME	Davis Johnson, March 15, 2026 at Louisville (21-12 loss)
PLAYER HAD 7 RBI IN A GAME	Eric Gilgenbach, Feb. 18, 2018 at #9 LSU (11-3 win)
PLAYER HAD 8+ RBI IN A GAME	Niko Kavadas, June 5, 2021 vs UConn (3-4, 2 HR, 2 BB, 5 R, 8 RBI)
PLAYER HAD 2 GROUND-RULE DOUBLES IN A GAME	Kyle Fiala, April 28, 2015 vs. Michigan State (9-6 loss in 12)
PLAYER HAD 3 DOUBLES IN A GAME	David Glancy, May 4, 2024 vs. Pitt (15-8 win)
PLAYER HIT 2 TRIPLES IN A GAME	Jayce Lee, Mar. 3, 2026 vs Eastern Michigan (2-4, 2 3B, 1 RBI, 3 R in 11-1 win)
PLAYER HIT 3 TRIPLES IN A GAME	Bob Roemer, Apr. 15, 1973 vs Xavier (11-3 win)
PLAYER RECORDED 10-14 TOTAL BASES	Jayce Lee, May 3, 2026 vs. Stanford (3-5, 2 1B, 2 HR, 2 R, 5 RBI, 10 TB)
PLAYER RECORDED 15+ TOTAL BASES	Jake Shepski, March 24, 2016 at Virginia Tech (5-6, 3 HR, 2B, 3B, 9 RBI, 4 R, 17 TB)
PLAYER WALKED THREE TIMES IN A GAME	Bino Watters (3, 2 IBB), April 19, 2026 at No. 8 Florida State (6-4 loss)
PLAYER WALKED FOUR TIMES IN A GAME	Bino Watters (4 BB, 1H, 1R, 1RBI), March 26, 2025 vs. Michigan State (9-6 win)
PLAYER WAS HIT BY A PITCH THREE OR MORE TIMES	Estevan Moreno (0-2, 3 HPB, 2R), April 8, 2025 vs. Northwestern (9-7 loss)
PLAYER WAS HIT BY A PITCH FOUR OR MORE TIMES	Brooks Coetzee, March 15, 2023 vs. Holly Springs (1-2, 4 HBP, 2 R, RBI, in 10-9 win with walk-off HBP)
PLAYER STRUCK OUT FIVE OR MORE TIMES IN A GAME	Ross Brezovsky, June 2, 2006 vs Coll. of Charleston in NCAA Lexington, Ky. Regional (2-8, 6 K)
PLAYER HAD TWO SAC BUNTS IN A GAME	Daniel Jung, April 26, 2017 vs. Eastern Michigan (0-2, 2 SAC)
PLAYER HAD TWO SAC FLIES IN A GAME	Drew Berkland, April 8, 2026 vs. Michigan State (7-4 loss)
PLAYER STOLE 3 BASES IN A GAME	Ryan Cole, May 1, 2022 vs. Boston College (16-10 win)
PLAYER STRANDED 6-9 RUNNERS ON BASE	Jack Penney, April 16, 2024 vs. Valparaiso (1-5, 6 LOB)
PLAYER STRANDED 10 OR MORE RUNNERS ON BASE	Evan Sharpley, May 19, 2009 vs St. John's (1-6, RBI, 10 LOB)
NOTRE DAME STOLE FOUR OR MORE BASES IN A GAME	4, April 30, 2024 at Michigan State (4-3 win)
NOTRE DAME STOLE EIGHT OR MORE BASES IN A GAME	14, March 26, 2019 vs. Chicago State (6-3 win)
NOTRE DAME WAS WALKED 10 OR MORE TIMES IN A GAME	10, March 3, 2026 vs Eastern Michigan (11-1 (8 inn.) win)
NOTRE DAME WAS HIT BY FIVE OR MORE PITCHES IN A GAME	6, March 15, 2023 vs Holly Springs (10-9 win)
NOTRE DAME HIT TWO GRAND SLAMS IN AN INNING	4th inning at Louisville (Noah Coy, Davis Johnson), March 13, 2026
NOTRE DAME HIT THREE HOMERS IN AN INNING	6th inning vs. Stanford (Jayce Lee, Andrew Graham, Jayce Lee), May 3, 2026
NOTRE DAME HIT THREE HOMERS IN A GAME	vs. No. 13 North Carolina (Davis Johnson, Jayce Lee, Noah Coy), March 28, 2026
NOTRE DAME HIT FOUR HOMERS IN A GAME	at Duke (Drew Berkland, Mark Quatrani, Bino Watters, Jamie Zee), March 6, 2026
NOTRE DAME HIT FIVE HOMERS IN A GAME	vs. Stanford (Jayce Lee - 2, Drew Berkland, Andrew Graham, Mark Quatrani), May 3, 2024



LAST TIME IT HAPPENED

NOTRE DAME HIT SIX HOMERS IN A GAME	at Tennessee Tech (Penney, Hincks, Baumgardt, Gumpf, Hahn, Williams), March 1, 2024
NOTRE DAME HIT SEVEN HOMERS IN A GAME	vs. No. 4 Florida State (Zimbaro, Moreno, Tinney, Gumpf, DeMarco, Lee, Jefferson), March 28, 2025
NOTRE DAME HIT BACK-TO-BACK HOME RUNS	Jayce Lee and Andrew Graham (sixth inning), May 3, 2026 (18-13 win vs Stanford)
NOTRE DAME WON ON A WALK-OFF HIT (NOT HR)	Brandon Logan, April 24, 2026 (12-2 (7 inn.) win vs. No. 22 Boston College, walk-off single)
NOTRE DAME WON ON A WALK-OFF WILD PITCH	vs. Akron (Macon, Ga.), Feb. 28, 2015 (5-4 win)
NOTRE DAME WON ON A WALK-OFF HOME RUN	Brandon Logan, February 28, 2026 vs. UIC (grand slam in the 8th; 14-2 win)
NOTRE DAME WON ON A WALK-OFF ERROR	vs. No. 19 Clemson, March 21, 2026 (E2 on throw to 1B trying to turn double play, 8-7 win)
NOTRE DAME WON ON A WALK-OFF WALK	Niko Kavadas, May 11, 2019 (5-4 win over Canisius)
NOTRE DAME WON ON A WALK-OFF BALK	Daniel Jung, May 12, 2019 (3-2 win (11) over Canisius)
AN OPPONENT HIT THREE HOME RUNS IN ONE GAME	Kyle Lodise, Georgia Tech, March 21, 2025 (4-5, 3 HR, 5 RBI in 18-7 GT win)
AN OPPONENT HIT A WALK-OFF HOME RUN	Garrett Pennington, March 30, 2024 at No. 22 NC State (Three-run HR in 9th; NCSU 7 - ND 6)
Pitching Categories	
PITCHER THREW A NO-HITTER	Brian Piotrowicz, May 11, 1988 vs Ball State (2-0 win)
PITCHER(S) THREW A COMBINED NO-HITTER	Rory Fox (1.2), Tobey McDonough (3.1), Sammy Cooper (1.0) and Will Jacobsen (1.0), April 21, 2024 vs. Boston College (13-0 win- seven innings)
PITCHER THREW A PERFECT GAME	Never
PITCHER(S) THREW A ONE-HITTER	Austin Temple (W, 7 IP, 1 H) & Will Mercer (2 IP, 0 H), March 6, 2022 at Minnesota (3-1 win)
PITCHER(S) THREW A TWO-HITTER	T. Uber (5.0 IP, 2 H), K. Klosterman (0.2 IP), E. Thurmond (1.1 IP), D. Singleton (1.0 IP) Mar. 1, 2026 at Tennessee Tech (11-0 win)
PITCHER(S) THREW A THREE-HITTER	M. Hearne (7.0 IP, 3 H, 1 R, 1 ER, 2 BB, 4 SO) & S. Guenther (2.0 IP, 2 SO) May 14, 2016 at #16 UNC (3-1 win)
PITCHER THREW A COMPLETE GAME (less than 9 innings)	Jack Radel (7.0 IP, 9 H, 2 R, 2 ER, 1 BB, 11 K, 111 pitches) April 24, 2026 vs. No. 22 Boston College (12-2 win, 7 inn)
PITCHER THREW A COMPLETE GAME (9 innings)	Jack Radel (9.0 IP, 4 H, 0 R, 0 ER, 0 BB, 8 K, 117 pitches) March 20, 2026 vs. No 19. Clemson (6-0 win)
PITCHER THREW A COMPLETE GAME (10 innings)	Adam Norton (10 IP, 12 H, 2 ER, 6 K, 1 BB), May 4, 2013 vs USF (4-3 loss)
PITCHER THREW A HOME COMPLETE GAME	Jack Radel (7.0 IP, 9 H, 2 R, 2 ER, 1 BB, 11 K, 111 pitches) April 24, 2026 vs. No. 22 Boston College (12-2 win, 7 inn)
PITCHER THREW A HOME COMPLETE GAME (10 innings)	Adam Norton (10 IP, 12 H, 2 ER, 6 K, 1 BB), May 4, 2013 vs USF (4-3 loss)
PITCHER THREW A ROAD COMPLETE GAME (9 innings)	John Michael Bertrand (9.0 IP, 2 H, 2 R, 1 ER, 0 BB, 8 K, 95 pitches) May 20, 2021 vs. Virginia Tech (8-2 win)
PITCHER THREW A MIDWEEK COMPLETE GAME	Michael Hearne (9.0 IP, 7 H, 0 R, 0 ER, 0 BB, 2 K, 91 pitches) April 19, 2016 at #21 Mich. St. (1-0 win)
PITCHER THREW A MIDWEEK COMPLETE GAME SHUTOUT	Michael Hearne (9.0 IP, 7 H, 0 R, 0 ER, 0 BB, 2 K, 91 pitches) April 19, 2016 at #21 Mich. St. (1-0 win)
PITCHER THREW 9.0+ INNINGS	Adam Norton (10 IP, 12 H, 2 ER, 6 K, 1 BB), May 4, 2013 vs USF (4-3 loss)
PITCHER THREW A COMPLETE GAME SHUTOUT (less than 9 innings)	Rory Fox (7.0 IP, 4 H, 0 R, 0 ER, 0 BB, 6 K, 96 pitches) April 19, 2025 at Stanford (11-0 win in 7 innings)
PITCHER THREW A COMPLETE GAME ACC SHUTOUT (less than 9 innings)	Rory Fox (7.0 IP, 4 H, 0 R, 0 ER, 0 BB, 6 K, 96 pitches) April 19, 2025 at Stanford (11-0 win in 7 innings)
PITCHER THREW A COMPLETE GAME SHUTOUT (9 innings)	Jack Radel (9.0 IP, 4 H, 0 R, 0 ER, 0 BB, 8 K, 117 pitches) March 20, 2026 vs. No 19. Clemson (6-0 win)
PITCHER THREW A COMPLETE GAME ACC SHUTOUT (9 innings)	Jack Radel (9.0 IP, 4 H, 0 R, 0 ER, 0 BB, 8 K, 117 pitches) March 20, 2026 vs. No 19. Clemson (6-0 win)
PITCHER THREW A COMPLETE GAME HOME SHUTOUT	Jack Radel (9.0 IP, 4 H, 0 R, 0 ER, 0 BB, 8 K, 117 pitches) March 20, 2026 vs. No 19. Clemson (6-0 win)
PITCHER THREW A COMPLETE GAME ROAD SHUTOUT	Michael Hearne (9.0 IP, 7 H, 0 R, 0 ER, 0 BB, 2 K, 91 pitches) April 19, 2016 at #21 Michigan State (1-0 win)
PITCHER THREW BACK-TO-BACK COMPLETE GAMES (9 innings)	Michael Hearne, April 13, 2016 vs. Valparaiso (3-1 win) & April 19, 2016 at #21 Michigan State (1-0 win)
AN OPPOSING PITCHER NO-HIT NOTRE DAME	Mar. 26, 2010 at USF, Randy Fontanez (12K) (4-0 loss)
AN OPPOSING PITCHER THREW A COMPLETE GAME	Joey Volini, March 30, 2025 - #4 Florida State (7.0 IP, 4-2 win for Florida State)
PITCHER ALLOWED 12-13 HITS IN A GAME	Sean Guenther, March 19, 2016 at #13 NC State, 7.0 IP, 12 H, 4 ER, 5 K
PITCHER ALLOWED 14+ HITS IN A GAME	Eric Maust, May 10, 2009 vs USF, 7.1 IP, 14 H, 4 ER, 4 K
PITCHER ALLOWED 10 ER IN A GAME	Ryan Richter, Apr. 10, 2010 vs Rutgers, 3.0 IP, 11 H, 10 ER, 2 K
PITCHER ALLOWED 11 ER IN A GAME	Cole Johnson, Apr. 17, 2009 vs West Virginia, 5.0 IP, 10 H, 11 ER, 3 K
PITCHER ALLOWED 12 ER IN A GAME	David Phelps, May 21, 2008 vs West Virginia, 5.2 IP, 10 H, 12 ER, 3 K



LAST TIME IT HAPPENED

PITCHER WALKED 6 IN A GAME	John Michael Bertrand, March 19, 2022 at Louisville
PITCHER WALKED 7 IN A GAME	Pat Connaughton, Apr. 6, 2014 at #1 Florida State, 5.2 IP, 7 H, 4 ER, 7 BB, 5 K
PITCHER WALKED 8 OR MORE IN A GAME	Pat Connaughton, May 9, 2014 vs #22 Clemson, 8.0 IP, 3 H, 1 ER, 8 BB, 0 K
PITCHER STRUCK OUT 10-11 BATTERS IN A GAME	Jack Radel (6.0 IP, 6 H, 3 R, 3 ER, 1 BB, 10 K, no-decision) March 28, 2026 vs No. 13 UNC
PITCHER STRUCK OUT 12-14 BATTERS IN A GAME	Jack Radel, April 25, 2025 vs California (7.0 IP, 12 K, 4 H, 1 ER)
PITCHER STRUCK OUT 15+ BATTERS IN A GAME	Aaron Heilman, Apr. 15, 2000 at West Virginia, 10 IP, 2 BB, 18 K
AN OPPOSING STARTING PITCHER PITCHED LESS THAN 1.0 INNING	Eastern Michigan - Colin Milligan (0.2 IP, 3 H, 3 R, 3 ER, 2 BB, 0 K, 28 pitches, Loss), May 13, 2025
AN OPPOSING PITCHER STRUCK OUT 10 OR MORE BATTERS IN A GAME	Logan Lunceford - 13, March 7, 2025 vs. No. 15 Wake Forest (2 H, 3 R, 2 BB, 5.0 IP in 19-5 ND loss)
AN OPPOSING PITCHER STRUCK OUT 15 OR MORE BATTERS IN A GAME	Kyle Hansen - 15 (St. John's-1), Apr. 21, 2011 (6-0 St. John's win)
PITCHER ALLOWED 3 HOME RUNS IN A GAME	Jack Radel vs No. 4 Florida State, March 28, 2025 (16-9 Notre Dame win)
PITCHER ALLOWED 4 HOME RUNS IN A GAME	David Phelps, Apr. 25, 2008 vs St. John's, 6.2 IP, 12 H, 6 ER, 1 K
PITCHER STARTED SEASON 5-0 OR BETTER	John Michael Bertrand (6-0) & Jack Findlay (5-0), 2022
PITCHER RECORDED 10 WINS IN A SEASON	Adam Norton, 2013 (10-5)
PITCHER RECORDED 15 WINS IN A SEASON	Aaron Heilman, 2001 (15-0)
PITCHER HIT THREE OR MORE BATTERS IN A GAME	Matt Bedford, March 10, 2024 at Virginia Tech (3 HBP in 2.1 IP)
NOTRE DAME SHUT OUT AN OPPONENT (1 OR MORE PITCHERS)	Mar. 8, 2026 (2-0 win at Duke): T. Uber (5.2 IP, 2 H), W. Jaisle (0.1 IP), D. Singleton (1.0 IP, 3 H) E. Thurmond (1.2 IP, 2 H), N. Rooney (0.1 IP)
NOTRE DAME WAS SHUT OUT	April 17, 2026 at No. 8 Florida State (11-0 - 7 innings)
NOTRE DAME WAS SHUT OUT IN CONSECUTIVE GAMES	March 9-10, 2018 at Miami (3-0, 9-0)
NOTRE DAME WAS SHUT OUT IN THREE-STRAIGHT GAMES	Mar. 2-4, 2012 at Texas State (6-0, 6-0, 5-0)
NOTRE DAME DID NOT WALK A BATTER (9 innings)	March 17, 2024 (Jack Radel, Ricky Reeth, David Lally Jr and Caden Spivey in 3-4 loss at Florida State)
Fielding Categories	
PLAYER HAD 20 OR MORE FIELDING CHANCES IN A GAME	Trey Mancini (22), May 3, 2013 vs USF (8-2 loss, 19)
PLAYER HAD 15 OR MORE PUTOUTS IN A GAME	Carter Putz (16), June 5, 2022 vs. #24 Texas Tech (2-1 win)
PLAYER HAD 18 OR MORE PUTOUTS IN A GAME	Zak Kutsulis (19), March 21, 2015 vs Louisville (6-4 loss in 18)
PLAYER HAD 10 OR MORE ASSISTS IN A GAME	Mick Doyle (10), Apr. 18, 2010 at Seton Hall (7-4 win)
PLAYER COMMITTED THREE ERRORS IN A GAME	Lane Richards, Feb. 14, 2015 at Oklahoma (3 errors in 10-9 win)
PLAYER COMMITTED FOUR OR MORE ERRORS IN A GAME	Tommy Chase, Feb. 19, 2012 vs Purdue (4 errors in 15-8 loss)
NOTRE DAME HAD NO ERRORS IN A SERIES	March 7-9, 2025 at No. 13 Wake Forest
NOTRE DAME COMMITTED FOUR ERRORS IN A GAME	March 10, 2026 at Queens (11-6 win)
NOTRE DAME COMMITTED FIVE ERRORS IN A GAME	Feb. 23, 2017 at UC Irvine (18-4 loss)
NOTRE DAME COMMITTED SIX ERRORS IN A GAME	Feb. 15, 2014 at Florida Atlantic (16-6 loss)
NOTRE DAME COMMITTED SEVEN OR EIGHT ERRORS IN A GAME(7)	Apr. 5, 2012 at Seton Hall-1 (5-4 loss)
NOTRE DAME COMMITTED NINE OR MORE ERRORS IN A GAME(9)	Feb. 19, 2012 vs Purdue (15-8 loss)
NOTRE DAME HAD TWO PLAYERS WITH 10 OR MORE PUTOUTS	Connor Hincks (12) and Joey Spence (12), April 7, 2024 vs. No. 2 Clemson (13-12 loss, 11 innings)
Scoring & Miscellaneous Categories	
NOTRE DAME RECORDED 20 OR MORE HITS	22, April 29 vs. Milwaukee (16-2 win in seven innings)
NOTRE DAME SCORED 20 OR MORE RUNS	21, April 23, 2022 vs. Wake Forest (21-3 win)
NOTRE DAME SCORED 30 OR MORE RUNS	34, May 25, 1900 vs Indiana (34-7 win)
NOTRE DAME SCORED 10 OR MORE RUNS IN AN INNING	April 24, 2026 vs. No. 22 Boston College (10 run 4th inning in 14-11 win)
NOTRE DAME LEFT 15 OR MORE RUNNERS ON BASE	March 19, 2016 at #13 NC State (17 LOB in 8-4 win in 12 innings)
NOTRE DAME CAME BACK FROM A DEFICIT OF 10 OR MORE RUNS	April 7, 2024 vs. No. 2 Clemson (Came back to tie from 11-1 deficit, lost 13-12 in 11 innings)
NOTRE DAME CAME BACK FROM A DEFICIT OF 7 OR MORE RUNS	April 7, 2024 vs. No. 2 Clemson (Came back to tie from 11-1 deficit, lost 13-12 in 11 innings)
NOTRE DAME SURRENDERED A NINTH-INNING LEAD	April 26, 2026 vs. No. 22 Boston College (led 6-5 in the ninth and lost 7-6)
NOTRE DAME SURRENDERED AN EXTRA-INNING LEAD	March 11, 2016 at No. 4 Louisville (led 2-1 in 10th & 3-2 in 11th), gave up 1 in 10th & 2 in 11th, 4-3 loss in 11)



LAST TIME IT HAPPENED

NOTRE DAME BEAT A RANKED TEAM	April 24, 2026 vs. No. 22 Boston College (12-2 in 7 inn.)
NOTRE DAME BEAT A RANKED TEAM ON THE ROAD	March 16, 2025 at No. 10 Clemson (7-3)
NOTRE DAME BEAT A TOP-10 TEAM AT HOME	March 28, 2025 vs No. 4 Florida State (16-9)
NOTRE DAME BEAT A TOP-5 TEAM ON THE ROAD	March 19, 2023 at No. 2 Wake Forest (3-1)
NOTRE DAME WON A SERIES AGAINST A RANKED TEAM	March 20-21, 2026 vs No. 19 Clemson (6-0, 8-7, 7-4)
NOTRE DAME WON A SERIES AGAINST A RANKED TEAM ON THE ROAD	June 10-12, 2022 at No. 1 Tennessee (8-6, 4-12, 7-3)
NOTRE DAME SWEPT A SERIES AGAINST A RANKED TEAM	March 20-21, 2026 vs No. 19 Clemson (6-0, 8-7, 7-4)
NOTRE DAME SWEPT A SERIES AGAINST A TOP-10 TEAM	April 21-23, 2023 vs No. 8 Virginia (10-7, 10-2, 5-4)
NOTRE DAME SWEPT A 3-GAME CONFERENCE SERIES	May 1-3, 2026 vs Stanford (6-2, 10-7, 18-13)
NOTRE DAME SWEPT A 3-GAME CONFERENCE SERIES (HOME)	May 1-3, 2026 vs Stanford (6-2, 10-7, 18-13)
NOTRE DAME SWEPT A 3-GAME CONFERENCE SERIES (ROAD)	April 18-20, 2025 at Stanford (9-3, 11-0 (7), 10-9)
NOTRE DAME SWEPT A 3-GAME NON-CONFERENCE SERIES	May 9-11, 2025 vs./at Bowling Green (10-0 (7), 11-1 (8), 4-0)
NOTRE DAME SWEPT A 3-GAME NON-CONFERENCE SERIES (HOME)	May 12-14, 2023 vs Akron (5-2, 5-4, 2-1)
NOTRE DAME SWEPT A 3-GAME NON-CONFERENCE SERIES (ROAD)	February 28-March 2, 2025 at Belmont (12-8, 2-1, 6-2)
NOTRE DAME SWEPT A 3-GAME NON-CONFERENCE WEEKEND	February 27-March 1, 2026 - Ala. A&M (19-2, 7 inn.), UIC (14-2, 8 inn.), Tenn. Tech (11-0, 7 inn.) at Tenn. Tech
NOTRE DAME SWEPT A 4-GAME NON-CONFERENCE WEEKEND	Feb. 19-22, 2015 (Alamo Irish Classic) Incarnate Word (W, 14-1 & 11-1), Villanova (8-1) & Northwestern (7-3)
NOTRE DAME WAS SWEPT IN A CONFERENCE SERIES	April 17-19, 2026 at No. 8 Florida State (0-11 [7 inn.], 7-9, 4-6)
NOTRE DAME WAS SWEPT IN A 3-GAME CONFERENCE SERIES (ROAD)	April 17-19, 2026 at No. 8 Florida State (0-11 [7 inn.], 7-9, 4-6)
NOTRE DAME WAS SWEPT IN A CONFERENCE SERIES (HOME)	March 28-29, 2026 vs. No. 13 North Carolina (5-6, 7-13, 10-15)
NOTRE DAME WAS SWEPT IN A 3-GAME CONFERENCE SERIES (HOME)	March 28-29, 2026 vs. No. 13 North Carolina (5-6, 7-13, 10-15)
NOTRE DAME WAS SWEPT IN A 3-GAME NON-CONFERENCE SERIES	Feb. 15-17, 2019 at Arizona State (1-10, 7-21, 5-16)
NOTRE DAME WAS SWEPT IN A 3-GAME NON-CONF. SERIES (HOME)	Mar. 20-21, 2010 vs Michigan State (0-13, 4-7, 0-3)
NOTRE DAME WAS SWEPT IN A 3-GAME NON-CONF. SERIES (ROAD)	Feb. 15-17, 2019 at Arizona State (1-10, 7-21, 5-16)
THE IRISH PLAYED EXTRA INNINGS	Feb. 22, 2026 vs. Indiana at Jacksonville (9-8 win - 11 innings)
THE IRISH PLAYED IN A 0-0 GAME THAT WENT TO EXTRA INNINGS	April 1, 2022 at #5 Florida State (0-0 into the 12th, ND won 2-0 in 12)
THE IRISH PLAYED 14 OR MORE INNINGS	April 18, 2015 vs. NC State (4-2 loss in 14)
THE IRISH PLAYED 18 OR MORE INNINGS	March 21, 2015 vs. #8 Louisville (6-4 loss in 18)
THE IRISH PLAYED 19 OR MORE INNINGS	May 3, 2012 vs USF (8-2 loss in 19)
THE IRISH PLAYED TWO CONSECUTIVE EXTRA-INNING GAMES	March 19, 2017 at Pitt (won 4-3 in 11 innings and lost 2-1 in 12 innings of doubleheader)
THE IRISH PLAYED THREE CONSECUTIVE EXTRA-INNING GAMES	Mar. 13-15, 2001 in Fresno, CA vs Navy (4-4/10) & vs Fresno State (5-4 win/10) & vs Miami (OH) (3-2 win/11)
NOTRE DAME PLAYED A GAME OVER 4 HOURS (EXTRA INNINGS)	March 19, 2021 vs. Duke (6-4 win in 13 innings; 4:16)
NOTRE DAME PLAYED A GAME OVER 4 HOURS (9 INNINGS)	March 15, 2026 at Louisville (21-12 loss; 4:12)
NOTRE DAME PLAYED A GAME UNDER 2 HOURS	April 19, 2022 vs. Valpo (5-1 win in 9 innings and 1:56)
NOTRE DAME PLAYED CONSECUTIVE GAMES UNDER 2 HOURS	April 3, 2009 vs Villanova (3-1 win in 9 innings; 1:41) & April 4, 2009 vs Villanova (9-3 win in 9 innings; 1:43)



2026 Notre Dame Baseball

ABOUT THE IRISH



#1 Jayce Lee

Career Highs

Hits: 4 (3/11/26 vs Tennessee Tech)
Runs: 4 (3/13/26 at Louisville)
RBI: 5 (5/3/26 vs Stanford)
HR: 2 (5/3/26 vs Stanford)

• Started 30 games as a freshman... belted his first collegiate home run while also recording a single in a 16-9 win against Florida State... two-sport athlete in high school (basketball and baseball)



#3 Mason Barth

Career Highs

Hits: 3 on two occasions
Runs: 3 (5/3/26 vs Stanford)
RBI: 3 on two occasions

• 2022 State Champion, 2023 State Runner-Up, 2025 State Champion... All-State 2023, 2024, 2025... school record holder in stolen bases, walks, and hit-by-pitch... Academic All-State



#4 Jonathan Holt

Career Notes

Hits: 1 (4/29/26 vs Milwaukee)

• Two-sport athlete at Malvern Prep – ice hockey and baseball... earned seven varsity letters – four in hockey, three in baseball... Baseball State Champion 2023 and 2024... Hockey State Champion 2021




#5 Dylan Singleton

Career Highs

IP: 3.0 (3/29/26 vs North Carolina)
Ks: 5 (2/22/26 vs Indiana)

• Third-ranked left-handed pitcher and ninth overall ranked prospect in Virginia by Perfect Game



#6 Andrew Graham

Career Highs

Hits: 4 (5/9/25 at Colorado Mesa)
Runs: 5 (5/7/25 at CSU Pueblo)
RBI: 5 (5/7/25 at CSU Pueblo)
HR: 2 (3/22/25 vs Colorado Mines)

• 2025 D2CCA First Team All-American, All-South Central Region First Team... 2025 ABCA/Rawlings First Team All-American, All-South Central Region First Team... 2025 D2Baseball Second Team All-American



#7 Caden Crowell

Career Highs

IP: 5.1 (2/28/26 vs UIC)
Ks: 6 on three occasions (most recently on 4/25/26 vs Boston College)

• Two-sport athlete in high school (basketball and baseball)... four-year letterwinner in baseball, three-year letterwinner in basketball... son of Jim Crowell, who played for the Reds, Phillies, and Marlins in the MLB



#9 Troy Reader

Career Notes

RBI: 1 (4/29/26 vs Milwaukee)
GP: 5
 Made debut on March 12, 2025 at Winthrop

• Two-sport athlete in high school (football and baseball)... five-year varsity letterwinner in baseball, four-year letterwinner in football



#10 Drew Berkland

Career Highs

Hits: 4 (2/22/26 vs Indiana)
Runs: 4 on two occasions
RBI: 5 (3/21/25 vs High Point)
2B: 2 (3/6/26 at Duke)
HR: 2 (4/26/26 vs Boston College)

• Three-sport athlete in high school (football, basketball, baseball)... five-year varsity letterwinner in baseball, four-year letterwinner in football... Minnesota Mr. Baseball Finalist (2022)... State Champion in football and basketball



#11 Noah Coy

Career Highs

Hits: 3 multiple occasions
Runs: 4 (2/27/26 vs Alabama A&M)
RBI: 4 (3/13/26 at Louisville)

• Three-sport athlete in high school (football, basketball, baseball)... 2023 Baseball State Runner-Up... three-time football State Champion... in career and single-season yards, catches, and touchdowns as wide receiver



#12 Will Jaisle

Career Highs

IP: 1.2 (4/11/26 vs Virginia)
Ks: 3 (3/3/26 vs Eastern Michigan)
 First-career save vs Virginia (4/11/26)

• Two-sport athlete in high school (football and baseball)... four-time All-Conference in both baseball and football... Conference MVP in both sports... school record holder in passing yards and touchdowns (career and single season)



#13 Jamie Zee

Career Highs

Hits: 2 multiple occasions
Runs: 3 (2/27/26 vs Alabama A&M)
RBI: 2 multiple occasions

• Two-time First Team All-League (2024, 2025)... 2025 First Team All-County and Third Team All-State... school record holder for hits



#14 Shane Miranda

Career Highs

Hits: 3 (4/14/26 vs Valparaiso)
Runs: 2 (4/14/26 vs Valparaiso)
RBI: 1 (4/14/26 vs Valparaiso)

• Second Team All-League... Honor Roll and Principal's List honoree... California All-Region First Team Preseason selection by Perfect Game



2026 Notre Dame Baseball ABOUT THE IRISH



#15 Bino Watters

Career Highs

Hits: 4 (3/24/26 vs Western Mich.)
Runs: 4 (2/15/25 at North Florida)
RBI: 5 (3/18/25 vs Butler)
HR: 2 on two occasions (most recently 3/1/26 vs Tenn. Tech)

• 2025 D1Baseball Freshman All-America Second Team... 2025 ACC All-Freshman Team... led team with 16 multi-hit games in 2025... two-sport athlete in high school (football and baseball)



#16 Brandon Logan

Career Highs

Hits: 3 (2/28/26 vs UIC)
Runs: 3 (5/3/26 vs Stanford)
RBI: 4 (2/28/26 vs UIC)
HR: 1 (2/28/26 vs UIC)

• Competed in baseball, football, basketball, and track in high school... member of Notre Dame football team (plays safety)... Rawlings Gold Glove



#18 Aiden Zerr

Career Highs

IP: 2.1 on two occasions
Ks: 2 two times (most recently 3/28/26 vs North Carolina)

• Two-sport athlete in high school (baseball and basketball)... 2025 State Champion in both baseball and basketball... Academic All-State and team captain in both sports



#19 Mark Quatrani

Career Highs

Hits: 4 on three occasions
Runs: 4 (2/27/26 vs Alabama A&M)
RBI: 6 (3/30/24 vs Dartmouth)
HR: 2 on three occasions (most recently 2/22/26 vs Indiana)

• 2024 and 2025 First Team All-Ivy at Cornell... first Cornell catcher to earn first-team all-league selection in consecutive years since 1968 and 1969... 2025 Cape Cod League Champion... 2024 Futures League MVP



#20 Caleb Ricks

Career Highs

Hits: 2 (2/27/26 vs Alabama A&M)
Runs: 1 (2/15/26 at FAU)
RBI: 2 (2/27/26 vs Alabama A&M)
2B: 1 (2/27/26 vs Alabama A&M)
3B: 1 (4/29/26 vs Milwaukee)

• Two-sport athlete in high school (football and baseball)... had a walk-off single during the 2025 baseball state championship and a pick-six in the football state championship 2024... All-State in both sports



#21 Dylan Passo

Career Highs

Hits: 3 (4/4/26 at NC State)
Runs: 3 (4/24/26 vs Boston College)
RBI: 4 (4/24/26 vs Boston College)
HR: 1 on two occasions

• Three-time All-Division... three-time All-Shore honoree... 2025 Hitter of the Year (A-North)... 2025 Sportsmanship Award



#22 Parker Brzustewicz

Career Highs

Hits: 3 multiple times
Runs: 3 (2/15/25 at North Florida)
RBI: 4 multiple times
3B: 1 on two occasions (most recently 4/15/25 vs Valparaiso)

• Safely reached base in 48 of 51 games as freshman via hit, walk, or HBP... Team National and State Champions 2021 and 2022... First Team All-Catholic League 2022, 2023, 2024



#23 Gian Gamelli

Career Highs

• 2025 League MVP 2025... First Team All Star 2023 and 2025... 2023 Team MVP... Cape Ann League Champion 2025... State Semifinalist 2025... Second Team All-Star 2022



#24 Ty Uber

Career Highs

IP: 6.0 (5/8/22 vs California)
Ks: 8 (3/6/26 at Duke)

• 2022 and 2023 Pac-12 Champion at Stanford... made 55 appearances with 104.2 innings pitched over three seasons (2022, 2023, 2025) at Stanford... two-sport athlete in high school (football and baseball)



#25 Kellan Klosterman

Career Highs

IP: 3.1 on two occasions (most recently 4/15/25 vs Valparaiso)
Ks: 4 (4/15/25 vs Valparaiso)

• 2023 State Baseball Champion... First Team All-GCL 2023... earned first win in a relief appearance against Michigan State (3/26/25)



#26 Garrett Snyder

Career Highs

IP: 1.2 (2/21/26 vs LSU)
Ks: 2 (2/21/26 vs LSU)

• 2024 All-NEPSAC... 2025 Co-Player of the Year... Spring 2025 Trustees Award... 2025 Vanacore Award for contribution to athletics and community... 2025 Sheridan Plaque Winner for excellence in character, academics, and athletics



#27 Jack Radel

Career Highs

IP: 9.0 (3/20/26 vs Clemson)
Ks: 12 on two occasions (5/1/26 vs Stanford; 4/25/25 vs California)

• Three-time ACC Pitcher of the Week... 2026 NCBWA Preseason All-America Third Team... 2025 Third Team All-ACC... played in 2017 Little League World Series... two-sport athlete in high school (basketball and baseball)



2026 Notre Dame Baseball ABOUT THE IRISH



#30 Xavier Hirsch

Career Highs

IP: 5.0 on two occasions (most recently on 4/17/26 at Florida State)
Ks: 8 (4/17/26 at Florida State)

• Two-sport athlete in high school (hockey and baseball)... three-time offensive player of the year in hockey... 2022 Team Captain and Team MVP... 2021 WWBa World Championship All-Tournament Team



#31 Evan Clark

Career Highs

IP: 2.0 (4/22/25 at Indiana State)
Ks: 3 on three occasions (most recently 5/6/25 vs Bradley)

• Competed at both Southern California and Illinois before joining the Irish... had 30 career appearances and 26.1 innings pitched prior to Notre Dame



#33 Radek Birkholz

Career Highs

IP: 4.0 (4/29/22 vs Boston College)
Strikeouts: 7 (4/29/22 vs Boston College)

• 2021 Gatorade Colorado Player of the Year... 2021 Perfect Game Preseason All-American- West Region First Team... 2020 Perfect Game National Showcase




#36 Oisín Lee

Career Highs

IP: 3.1 (4/5/25 vs Virginia Tech)
Ks: 4 (3/7/26 at Duke)
First career save vs Central Michigan (4/28/26)

• Two-sport athlete in high school (football and baseball)... Area Code 2022 and Perfect Game National 2023 participant... parents are both from Ireland



#39 Hagan Ward

Career Highs

IP: 2.0 (3/13/24 at Radford)
Ks: 1 multiple times

• Three-time All-League honoree... father (Daniel) was a pitcher at Notre Dame



#40 Eli Thurmond

Career Highs

IP: 9.0 (3/1/22 at Eastern Florida State)
Ks: 10 (3/1/22 at Eastern Florida State)

• Two-time NCAA Division II National Champion at Tampa... competed at both State College of Florida and University of Tampa prior to Notre Dame



#44 Trent Hartman

• 2023 All-City First Team... 2023 All-League First Team... 2023 Team Most Valuable Player... 2021, 2022, 2023, 2024 Scholar Athlete Award



#45 DJ Helwig

Career Highs

IP: 4.1 (3/2/25 at Belmont)
Ks: 4 (3/2/25 at Belmont)

• Three-time All-State honoree... First Team All-Conference... had 24 wins and 195 strikeouts in high school career



#46 Noah Rooney

Career Highs

IP: 5.0 (3/11/25 vs Kansas)
Ks: 5 (3/16/25 at Oregon)

• Three-time sport athlete in high school (football, wrestling, baseball)... made 56 appearances with 108.2 innings pitched and 80 strikeouts at Minnesota... Academic All-Big Ten... Big Ten Distinguished Scholar



#51 Joe Coffey

• 2025 Academic All-OAC at Baldwin Wallace... 2024 All-Conference and All-Area



#52 Chase Van Ameyde

Career Highs

IP: 3.1 (2/15/22 at North Florida)
Ks: 6 (2/15/22 at North Florida)
Hits: 1 on two occasions
Runs: 2 (2/22/26 vs Indiana)

• Father (Mark) is the pitching coach at Michigan State... 2024 MaxPreps All-American Second Team... 2024 State Runner-Up... Brother Rice single-season RBI record holder... two-sport athlete in high school (basketball and baseball)



#55 Davis Johnson

Career Highs

Hits: 3 multiple times
Runs: 3 multiple times
RBI: 6 (3/15/26 at Louisville)
HR: 2 on two occasions (most recently 3/15/26 at Louisville)

• Rhode Island State Catcher of the Year... First Team All-State... had a 14-game on-base streak with 15 hits and 16 RBIs from April 25–May 17 during sophomore season