

**UNIVERSITY OF NOTRE DAME  
MEN'S LACROSSE  
2027 MEDIA SUPPLEMENT**



## All-Time Assistant Coaches

Mark Tallmadge 1981-82  
 Kevin Corrigan 1983  
 Austin Henry 1984-85  
 David Cerny 1987-88  
 Gerry Byrne 1989-91, 2007-19  
 Mark Vita 1990-91  
 Kevin Lawler 1990-91  
 Wally Stack 1991  
 Chris Burdick 1992-93  
 Chip Castro 1992-93  
 Kevin Gates 1992-93  
 Matt Gleason 1992-93  
 Tim Shea 1994-96  
 Paul Shea 1994-95  
 Jim Busse 1995  
 Brian Mayglothing 1996  
 Kevin Anderson 1997-2006  
 Steve Ciccarone 1997  
 Jim Finlay 1998-99  
 Will DeRiso 2000  
 Matt Rienzo 2001  
 Dave Campbell 2002-03  
 Steve Bischo 2004 (v)  
 Guy Van Arsdale 2004  
 Dave Cornell 2005-06  
 Brian Fisher 2007-12  
 Matt Karweck 2012-18  
 Neil Hutchinson 2019  
**Ryan Wellner 2020-pres.**  
**Chris Wojcik 2020-pres.**  
**Ryder Garnsey 2021-pres.**



The only two head coaches in the history of the Notre Dame men's lacrosse program are the late Rich O'Leary (left) and Kevin Corrigan, seen here during the 2004 season. O'Leary passed away in July 2009.

## Head Coaches



**Rich O'Leary**  
 64-42 (.604)  
 1981-88



**Kevin Corrigan**  
 373-168 (.689)  
 1989-present

Year	Coach	W	L	Pct.	Conference	Conference Record	NCAA
1981	Rich O'Leary	6	6	.500	MLA	5-5	--
1982	Rich O'Leary	9	6	.600	MLA	7-3 (1st)	--
1983	Rich O'Leary	6	7	.461	MLA	5-4	--
1984	Rich O'Leary	9	3	.750	MLA	8-1 (1st)	--
1985	Rich O'Leary	9	7	.562	GLC/MLA	5-0 (1st); 7-2	--
1986	Rich O'Leary	9	4	.692	GLC/MLA	5-1; 7-2	--
1987	Rich O'Leary	6	5	.545	GLC/MLA	3-1 (2nd); 4-3	--
1988	Rich O'Leary	10	4	.714	GLC/MLA	3-1 (T-1st); 5-3	--
1989	Kevin Corrigan	7	6	.538	GLC/MLA	1-2; 4-3	--
1990	Kevin Corrigan	9	7	.562	GLC/MLA	3-0 (1st); 5-2	First Round
1991	Kevin Corrigan	7	7	.500	GLC/MLA	2-1; 4-2	--
1992	Kevin Corrigan	10	5	.667	GLC/MLA	2-1 (1st); 4-1	First Round
1993	Kevin Corrigan	11	3	.786	GLC/MLA	3-0 (1st); 3-1	First Round
1994	Kevin Corrigan	10	2	.833	GWLL	3-0 (1st)	First Round
1995	Kevin Corrigan	9	5	.643	GWLL	4-0 (1st)	Quarterfinals
1996	Kevin Corrigan	9	4	.692	GWLL	4-0 (1st)	First Round
1997	Kevin Corrigan	9	3	.750	GWLL	3-0 (1st)	First Round
1998	Kevin Corrigan	5	7	.417	GWLL	2-1 (2nd)	--
1999	Kevin Corrigan	8	6	.571	GWLL	3-1 (T-1st)	First Round
2000	Kevin Corrigan	10	4	.714	GWLL	5-0 (1st)	Quarterfinals
2001	Kevin Corrigan	14	2	.875	GWLL	5-0 (1st)	Semifinals
2002	Kevin Corrigan	5	8	.385	GWLL	4-1 (T-1st)	--
2003	Kevin Corrigan	9	5	.643	GWLL	4-1 (T-1st)	--
2004	Kevin Corrigan	7	5	.583	GWLL	4-1 (2nd)	--
2005	Kevin Corrigan	7	4	.636	GWLL	3-2 (3rd)	--
2006	Kevin Corrigan	10	5	.667	GWLL	3-2 (2nd)	First Round
2007	Kevin Corrigan	11	4	.733	GWLL	5-0 (1st)	First Round
2008	Kevin Corrigan	14	3	.824	GWLL	4-1 (T-1st)*	Quarterfinals
2009	Kevin Corrigan	15	1	.938	GWLL	5-0 (1st)*	First Round
2010	Kevin Corrigan	10	7	.588	BE	2-4 (4th)	Finalist
2011	Kevin Corrigan	11	3	.786	BE	5-1 (2nd)	Quarterfinals
2012	Kevin Corrigan	13	3	.813	BE	6-0 (1st)	Semifinals
2013	Kevin Corrigan	11	5	.688	BE	4-2 (3rd)	Quarterfinals
2014	Kevin Corrigan	12	6	.667	ACC	2-3 (T-3rd)*	Finalist
2015	Kevin Corrigan	12	3	.800	ACC	4-0 (1st)	Semifinals
2016	Kevin Corrigan	11	4	.733	ACC	3-1 (T-1st)	Quarterfinals
2017	Kevin Corrigan	9	6	.600	ACC	2-2 (3rd)	Quarterfinals
2018	Kevin Corrigan	9	6	.600	ACC	1-3 (T-3rd)*	First Round
2019	Kevin Corrigan	9	7	.563	ACC	2-2 (T-2nd)	Quarterfinals
2020	Kevin Corrigan	2	3	.400	ACC	-	COVID-19 Cancel
2021	Kevin Corrigan	8	4	.667	ACC	3-3 (3rd)	Quarterfinals
2022	Kevin Corrigan	8	4	.667	ACC	5-1 (T-1st)	--
2023	Kevin Corrigan	14	2	.875	ACC	4-2 (T-2nd)	Champions
2024	Kevin Corrigan	16	1	.941	ACC	4-0 (1st)*	Champions
2025	Kevin Corrigan	9	5	.643	ACC	3-1 (T-1st)	Quarterfinals
2026	Kevin Corrigan	13	3	.813	ACC	3-1 (1st)	Finalist
<b>45-Year Totals</b>		<b>437</b>	<b>210</b>	<b>.675</b>		<b>26 regular-season titles</b> <b>5 tournament titles</b> <b>* won conference tournament</b>	<b>30 appearances</b> <b>2 NCAA Titles</b>

MLA: Midwest Lacrosse Association  
 GLC: Great Lakes Conference  
 GWLL: Great Western Lacrosse League  
 BE: BIG EAST Conference  
 ACC: Atlantic Coast Conference

Note: Notre Dame competed in the Midwest Lacrosse Association from 1981-93, including the MLA's Great Lakes Conference from 1985-93. During those years, the GLC record is listed first, followed by MLA record.

## Notre Dame in the USILA National Rankings

**First Ranking:** T-17th; final 1990  
**Highest Ranking:** 1st; 2011, 2013, 2015, 2016, 2017, 2023, 2024, 2025, 2026  
**Highest Final Ranking:** 1st; 2023, 2024  
**Highest Preseason Ranking:** 1st; 2024, 2025  
**Years Ranked in USILA Poll:** 35: 1990, '93, '94, '95, '96, '97, '98, '99, 2000, '01, '02, '03, '04, '05, '06, '07, '08, '09, '10, '11, '12, '13, '14, '15, '16, '17, '18, '19, '20, '21, '22, '23, '24, '25, '26  
**Years Ranked in USILA Top 15:** 34 in a row: 1993, '94, '95, '96, '97, '98, '99, 2000, '01, '02, '03, '04, '05, '06, '07, '08, '09, '10, '11, '12, '13, '14, '15, '16, '17, '18, '19, '20, '21, '22, '23, '24, '25, '26  
**Years Ranked in USILA Top 10:** 28: 1996, '97, '98, 2001, '03, '04, '05, '06, '07, '08, '09, '10, '11, '12, '13, '14, '15, '16, '17, '18, '19, '20, '21, '22, '23, '24, '25, '26  
**Years Ranked in USILA Top 5:** 20: 2001, '04, '08, '09, '10, '11, '12, '13, '14, '15, '16, '17, '18, '20, '21, '22, '23, '24, '25, '26  
**Years Ranked in USILA Preseason Poll:** 33: 1994-17th, 1995-17th, 1996-12th, 1997-14th, 1998-9th, 1999-19th, 2000-14th, 2001-11th, 2002-11th, 2003-17th, 2004-8th, 2005-14th, 2006-17th, 2007-11th, 2008-8th, 2009-T-9th, 2010-9th, 2011-7th, 2012-9th, 2013-3rd, 2014-5th, 2015-2nd, 2016-2nd, 2017-4th, 2018-6th, 2019-7th, 2020-7th, 2021-8th, 2022-5th, 2023-5th, 2024-1st, 2025-1st, 2026-6th  
**Years Ranked in USILA Final Poll:** 33: 1990-17th, 1993-15th, 1994-14th, 1995-15th, 1996-11th, 1997-9th, 1999-14th, 2000-13th, 2001-4th, 2003-18th, 2004-12th, 2005-19th, 2006-17th, 2007-11th, 2008-5th, 2009-2nd, 2010-20th, 2011-5th, 2012-5th, 2013-7th, 2014-5th, 2015-2nd, 2016-5th, 2017-5th, 2018-8th, 2019-8th, 2020-14th, 2021-4th, 2022-7th, 2023-3rd, 2024-1st, 2025-6th, 2026-2nd  
**Note:** The final USILA poll is traditionally released prior to the NCAA Championship. At times the preseason poll has been released after some teams have played games.

# YEAR-BY-YEAR STATISTICS

Year		G	Goals	A	P	Shots	Saves	P/Min.	GB	C-F	EM	FOW
1981	Notre Dame Opponents	12	114	68	182	456	241	85-75:30	455	254-98	25-54	116
		12	115	60	175	543	168	94-82:00	458	227-89	17-64	160
1982	Notre Dame Opponents	15	182	124	306	585	253	131-111:30	659	290-135	31-62	192
		15	173	92	265	51	246	99-89:30	562	259-103	27-76	192
1983	Notre Dame Opponents	13	166	88	254	412	197	96-85:30	640	—	24-63	202
		13	128	56	186	388	237	95-76:00	579	—	24-70	124
1984	Notre Dame Opponents	12	144	70	214	418	207	89-79:00	402	—	25-69	114
		12	88	49	137	356	190	97-89:30	416	—	12-76	110
1985	Notre Dame Opponents	16	169	89	258	502	230	83-74:00	703	—	30-81	170
		16	143	80	223	462	210	111-92:00	706	—	22-61	153
1986	Notre Dame Opponents	13	136	73	209	505	184	80-69:30	790	303-145	22-58	200
		13	121	58	179	466	180	83-71:00	718	271-132	22-52	111
1987	Notre Dame Opponents	11	124	86	210	380	143	65-55:30	592	187-85	26-76	132
		11	107	57	164	411	134	81-71:00	519	196-89	12-61	270
1988	Notre Dame Opponents	14	140	92	236	501	191	69-57:00	549	77-167	19-94	149
		14	112	61	171	407	146	78-77:30	505	80-184	19-79	285
1989	Notre Dame Opponents	13	113	64	177	463	139	70-63:30	503	106-57	16-76	121
		13	99	42	141	352	200	85-79:00	506	117-64	23-63	122
1990	Notre Dame Opponents	16	166	85	252	674	204	89-77:00	809	304-94	19-89	191
		16	165	76	241	565	223	98-75:30	629	292-187	28-77	194
1991	Notre Dame Opponents	14	145	81	226	574	206	54-54:30	709	266-137	19-73	176
		14	143	76	219	521	158	67-64:30	553	274-192	20-61	161
1992	Notre Dame Opponents	15	211	149	360	684	222	75-61:00	815	364-126	31-89	219
		15	118	54	162	494	216	89-76:30	672	241-222	16-75	155
1993	Notre Dame Opponents	14	188	116	304	659	174	82-60:30	817	367-116	28-71	180
		14	142	70	212	554	216	80-64:30	759	346-146	17-74	159
1994	Notre Dame Opponents	12	158	94	252	507	162	82-72:00	577	395-114	22-59	153
		12	127	71	198	449	182	66-57:00	537	309-171	26-86	155
1995	Notre Dame Opponents	14	164	94	258	569	181	64-52:00	661	284-92	30-78	135
		14	114	68	182	463	181	64-58:30	513	257-230	19-67	173
1996	Notre Dame Opponents	13	127	66	193	500	177	52-43:30	544	302-92	24-82	116
		13	94	49	143	377	187	84-63:30	429	240-109	7-64	132
1997	Notre Dame Opponents	12	135	92	227	409	141	59-50:30	543	271-74	28-76	162
		12	107	55	162	368	141	75-62:30	502	240-127	17-55	113
1998	Notre Dame Opponents	12	110	71	181	352	166	44-34:30	470	194-59	14-65	124
		12	104	64	168	386	146	65-56:00	519	210-73	13-44	123
1999	Notre Dame Opponents	14	145	91	236	471	165	43-36:30	464	256-68	20-69	167
		14	122	69	191	451	165	69-52:30	453	213-104	15-43	148
2000	Notre Dame Opponents	14	157	89	246	546	156	54-43:30	611	270-124	27-69	192
		14	127	70	197	444	185	76-65:00	519	271-127	17-55	135
2001	Notre Dame Opponents	16	189	96	285	679	194	55-45:30	623	339-89	25-83	182
		16	111	69	180	539	200	83-65:00	579	290-133	13-55	167
2002	Notre Dame Opponents	13	109	59	168	371	161	29-31:00	453	281-159	14-44	129
		13	103	59	162	373	113	45-36:30	471	270-64	7-29	130
2003	Notre Dame Opponents	14	145	93	238	500	152	35-28:50	626	323-75	19-51	140
		14	107	55	162	460	151	52-41:30	546	261-87	9-34	161
2004	Notre Dame Opponents	12	150	95	245	544	164	48/38:00	474	227-62	19-53	132
		12	111	58	169	420	168	54/40:30	497	199-95	17-48	168

# YEAR-BY-YEAR STATISTICS

Year		G	Goals	A	P	Shots	Saves	P/Min.	GB	C-F	EM	FOW
2005	Notre Dame	11	131	79	210	424	180	40/33:30	404	196-61	18-39	151
	Opponents	11	94	60	154	434	130	40/33:00	399	202-60	14-39	113
2006	Notre Dame	15	136	96	232	497	164	33/26:00	518	237-63	14-56	171
	Opponents	15	115	72	187	494	179	57/48:30	522	250-102	7-33	131
2007	Notre Dame	15	175	103	278	575	173	46/35:30	550	269-67	29-58	177
	Opponents	15	100	60	160	481	171	61/49:30	495	254-86	12-44	147
2008	Notre Dame	17	206	120	326	678	197	36/32:00	543	324-80	29-65	241
	Opponents	17	120	66	186	534	221	69/58:30	493	340-78	15-36	143
2009	Notre Dame	16	176	101	277	662	197	28/22:30	603	302-69	23-60	184
	Opponents	16	99	60	159	505	205	60/48:00	535	304-80	7-27	147
2010	Notre Dame	17	155	70	225	582	195	37/27:00	463	286-62	21-71	185
	Opponents	17	128	72	200	511	184	75/59:00	486	289-59	9-36	156
2011	Notre Dame	14	132	65	197	493	140	28/18:30	369	222-26	12-40	152
	Opponents	14	92	42	134	411	158	40/29:30	354	239-31	5-27	122
2012	Notre Dame	16	138	69	207	513	179	37/27:30	447	271-34	9-35	148
	Opponents	16	101	66	167	504	165	36/27:30	430	261-35	4-37	148
2013	Notre Dame	16	159	88	247	586	154	43/32:00	430	268-35	12-46	177
	Opponents	16	133	81	214	494	163	46/33:30	459	286-39	10-38	171
2014	Notre Dame	18	213	109	322	667	170	66/48:30	553	244-37	36-69	248
	Opponents	18	172	91	263	591	190	73/53:00	522	285-63	25-59	201
2015	Notre Dame	15	199	98	297	598	163	42/30:00	495	224-39	22-42	195
	Opponents	15	140	68	208	538	165	41/32:00	490	236-64	17-38	195
2016	Notre Dame	15	165	87	252	564	152	41/38:00	445	220-27	17-38	166
	Opponents	15	120	73	193	466	167	42/32:00	458	228-68	16-36	171
2017	Notre Dame	15	158	79	237	495	154	41-29:00	395	216-35	13-46	155
	Opponents	15	147	88	235	505	143	46-33:30	448	236-41	18-40	200
2018	Notre Dame	15	151	71	222	492	112	42-30:00	409	238-21	17-54	173
	Opponents	15	129	78	207	434	143	56-39:30	384	226-44	14-36	156
2019	Notre Dame	16	184	86	270	607	160	48-35:30	478	263-39	27-67	229
	Opponents	16	162	82	244	565	163	71-58:30	438	265-47	16-46	166
2020	Notre Dame	5	61	34	95	209	55	13-8:30	151	97-18	5-13	56
	Opponents	5	53	28	81	209	67	16-12:00	161	96-10	9-13	75
2021	Notre Dame	12	169	103	272	568	154	40-30:00	427	200-32	23-42	195
	Opponents	12	107	53	160	432	144	43-29:30	311	204-42	14-40	119
2022	Notre Dame	12	177	93	270	538	173	37-27:00	387	244-25	21-31	153
	Opponents	12	121	58	179	476	158	40-31:00	335	208-47	14-36	183
2023	Notre Dame	16	248	133	381	726	210	40-29:00	561	322-38	22-41	217
	Opponents	16	155	93	248	647	190	41-37:00	488	307-47	14-38	246
2024	Notre Dame	17	266	160	426	712	202	36-31:30	582	342-37	27-40	270
	Opponents	17	152	91	243	612	169	37-33:00	437	305-58	16-38	203
2025	Notre Dame	14	191	114	305	591	170	40-31:30	473	283-43	15-42	201
	Opponents	14	128	68	196	479	163	47-40:30	364	252-52	15-39	161
2026	Notre Dame	16	210	129	339	692	192	39-35:00	521	332-29	19-40	220
	Opponents	16	143	97	240	580	196	46-39:30	442	318-50	16-41	185

## United States Intercollegiate Lacrosse Association (USILA) All-America Honorees

1993	Mike Iorio (D, So.)	3rd Team
1994	Mike Iorio (D, Jr.)	3rd Team
	Randy Colley (A, Sr.)	Honorable Mention
1995	Mike Iorio (D, Sr.)	2nd Team
	Randy Colley (A, Sr.)	Honorable Mention
1996	Todd Rassas (D, So.)	3rd Team
	Alex Cade (G, So.)	Honorable Mention
	Jimmy Keenan (M, So.)	Honorable Mention
1997	Todd Rassas (D, Jr.)	2nd Team
	Jimmy Keenan (M, Jr.)	Honorable Mention
1998	Todd Rassas (D, Sr.)	3rd Team
	Jimmy Keenan (M, Sr.)	Honorable Mention
1999	Chris Dusseau (A, Sr.)	Honorable Mention
2000	Tom Glatzel (A, Jr.)	Honorable Mention
	David Ulrich (A, Jr.)	Honorable Mention
2001	Tom Glatzel (A, Sr.)	1st Team
	Kirk Howell (G, Sr.)	2nd Team
	Steve Bishko (M, Sr.)	3rd Team
	Mike Adams (D, Sr.)	Honorable Mention
	David Ulrich (A, Sr.)	Honorable Mention
2002	A.J. Wright (D, Sr.)	Honorable Mention
2003	Pat Walsh (A, Fr.)	Honorable Mention
2004	Pat Walsh (A, So.)	3rd Team
2005	D.J. Driscoll (D, Jr.)	Honorable Mention
	Pat Walsh (A, Jr.)	Honorable Mention
2006	D.J. Driscoll (D, Sr.)	2nd Team
	Joey Kemp (G, So.)	Honorable Mention
2007	Brian Hubschmann (M/A, Sr.)	Honorable Mention
	Sean Dougherty (D, Jr.)	Honorable Mention
	Joey Kemp (G, Jr.)	Honorable Mention
	Michael Podgajny (M, Jr.)	Honorable Mention
	Will Yeatman (A, Fr.)	Honorable Mention
2008	Joey Kemp (G, Sr.)	1st Team
	Sean Dougherty (D, Sr.)	3rd Team
	Michael Podgajny (M, Sr.)	Honorable Mention
	Ryan Hoff (A, Jr.)	Honorable Mention
2009	Ryan Hoff (A, Sr.)	3rd Team
	Regis McDermott (D, Sr.)	3rd Team
	Scott Rodgers (G, Sr.)	3rd Team
	Sam Barnes (D, Jr.)	Honorable Mention
	Grant Krebs (M, Jr.)	Honorable Mention
2010	Grant Krebs (M, Sr.)	Honorable Mention
	Scott Rodgers (G, Sr.)	Honorable Mention
	Zach Brenneman (M, Jr.)	Honorable Mention
	David Earl (M, Jr.)	Honorable Mention
	Kevin Ridgway (D, Jr.)	Honorable Mention
2011	David Earl (M, Sr.)	1st Team
	Kevin Ridgway (D, Sr.)	1st Team
	Zach Brenneman (M, Sr.)	2nd Team
	Sam Barnes (D, Sr.)	Honorable Mention
	Andrew Irving (LSM, Sr.)	Honorable Mention
	John Kemp (G, So.)	Honorable Mention
2012	John Kemp (G, Jr.)	1st Team

	Kevin Randall (D, Sr.)	1st Team
	Jim Marlatt (M, So.)	Honorable Mention
	Matt Miller (D, Jr.)	Honorable Mention
2013	Jim Marlatt (M, Jr.)	3rd Team
	Matt Miller (D, Sr.)	3rd Team
	Matt Kavanagh (A, Fr.)	Honorable Mention
	John Kemp (G, Sr.)	Honorable Mention
2014	Stephen O'Hara (D, Sr.)	1st Team
	Matt Kavanagh (A, So.)	2nd Team
	Jack Near (M, Jr.)	Honorable Mention
2015	Matt Kavanagh (A, Jr.)	1st Team
	Matt Landis (D, Jr.)	1st Team
	Sergio Perkovic (M, So.)	1st Team
	Jack Near (M, Sr.)	2nd Team
	Conor Doyle (A, Sr.)	Honorable Mention
	Garrett Epple (D, So.)	Honorable Mention
	Nick Ossello (M/F, Sr.)	Honorable Mention
2016	Matt Landis (D, Sr.)	1st Team
	Sergio Perkovic (M, Jr.)	1st Team
	Matt Kavanagh (A, Sr.)	2nd Team
	John Sexton (LSM, So.)	2nd Team
	Shane Doss (G, Jr.)	3rd Team
2017	Garrett Epple (D, Sr.)	1st Team
	Sergio Perkovic (M, Sr.)	1st Team
	John Sexton (LSM, Jr.)	1st Team
	Drew Schantz (SSDM, So.)	3rd Team
	Ryder Garnsey (A, So.)	Honorable Mention
2018	John Sexton (LSM, Sr.)	1st Team
	Bryan Costabile (M, So.)	2nd Team
	Ryder Garnsey (A, Jr.)	Honorable Mention
	Brendan Gleason (A/M, Jr.)	Honorable Mention
	Hugh Crance (D, Jr.)	Honorable Mention
	Drew Schantz (SSDM, Jr.)	Honorable Mention
2019	Bryan Costabile (M, Jr.)	1st Team
	Brendan Gleason (A, Sr.)	Honorable Mention
	Jack Kieilty (D, Jr.)	Honorable Mention
2020	No All-America Team due to COVID-19	
2021	Jack Kieilty (D, GS)	1st Team
	Pat Kavanagh (A, So.)	2nd Team
	Liam Entenmann (G, So.)	2nd Team
	Arden Cohen (D, Sr.)	3rd Team
	Kyle Thornton (D, GS)	Honorable Mention
	Ryan Hallenbeck (SSDM, Sr.)	Honorable Mention
2022	Arden Cohen (D, GS)	2nd Team
	Pat Kavanagh (A, Jr.)	3rd Team
	Liam Entenmann (G, Jr.)	Honorable Mention
	Wheaton Jackboice (M, GS)	Honorable Mention
	Eric Dobson (M, So.)	Honorable Mention
	Ryan Hallenbeck (SSDM, GS)	Honorable Mention
2023	Liam Entenmann (G, Sr.)	1st Team
	Pat Kavanagh (A, Sr.)	2nd Team
	Eric Dobson (M, So.)	2nd Team
	Chris Fake (D, GS)	3rd Team
	Brian Tevlin (M, GS)	3rd Team
	Ben Ramsey (SSDM, So.)	3rd Team
	Chris Kavanagh (A, So.)	Honorable Mention
	Will Donovan (LSM, Fr.)	Honorable Mention

# ALL-AMERICANS

---

<b>2024</b>	Liam Entenmann (G, GS) .....	1st Team
	Pat Kavanagh (A, GS) .....	1st Team
	Ben Ramsey (SSDM, Jr.) .....	1st Team
	Eric Dobson (M, Sr.) .....	2nd Team
	Will Donovan (LSM, So.) .....	2nd Team
	Shawn Lyght (D, Fr.) .....	2nd Team
	Chris Kavanagh (A, Jr.) .....	Honorable Mention
	Jake Taylor (A, GS) .....	Honorable Mention
	Devon McLane (A, GS) .....	Honorable Mention
	Will Lynch (FO, Jr.) .....	Honorable Mention
Chris Conlin (D, GS) .....	Honorable Mention	
<b>2025</b>	Chris Kavanagh (A, Sr.) .....	1st Team
	Shawn Lyght (D, So.) .....	1st Team
	Ben Ramsey (SSDM, Sr.) .....	2nd Team
	Will Donovan (LSM, Jr.) .....	2nd Team
	Jake Taylor (A, GS) .....	Honorable Mention
	Thomas Ricciardelli (G, Jr.) .....	Honorable Mention
<b>2026</b>	Shawn Lyght (D, Jr.) .....	1st Team
	Will Donovan (LSM, Sr.) .....	1st Team
	Matt Jeffery (M, Jr.) .....	3rd Team
	Thomas Ricciardelli (G, Sr.) .....	3rd Team
	Josh Yago (A, GS) .....	Honorable Mention
	Will Maheras (M, Sr.) .....	Honorable Mention
	Christian Alacqua (SSDM, Sr.) .....	Honorable Mention

# NATIONAL HONORS AND AWARDS

## NCAA Championship

### Most Outstanding Player

2010	Scott Rodgers, G
2023	Liam Entenmann, G
2024	Chris Kavanagh, A

### All-Tournament Team

2010	Zach Brenneman, M
	Kevin Ridgway, D
	Scott Rodgers, G
2012	John Kemp, G
2014	Matt Kavanagh, A
	Conor Kelly, G
	Sergio Perkovic, M
2015	Sergio Perkovic, M
2023	Liam Entenmann, G
	Eric Dobson, M
	Chris Fake, D
	Chris Kavanagh, A
	Brian Tevlin, M
2024	Liam Entenmann, G
	Chris Kavanagh, A
	Pat Kavanagh, A
	Shawn Lyght, D
	Devon McLane, M
	Ben Ramsey, SSDM
2026	Thomas Ricciardelli, G
	Shawn Lyght, D
	Josh Yago, A

## CoSIDA Academic All-Americans

### First Team

2001	Mike Adams
------	------------

### Second Team

1997	Dave Cashen
2000	Steve Fiamingo

### Third Team

2023	Chris Fake
------	------------

## USILA Scholar All-Americans

1999	Chris Dusseau
2001	Mike Adams
	Kirk Howell
2002	Chad DeBolt
	A.J. Wright
2006	D.J. Driscoll
	Pat Walsh
2008	Joey Kemp
	Michael Podgajny
2009	Peter Christman
	Ryan Hoff
2010	Scott Rodgers
2011	David Earl
2012	Kevin Randall
2013	Matt Miller
2014	Stephen O'Hara
2015	Jack Near
2016	Matt Landis
2017	Sergio Perkovic
2019	Brendan Gleason
2023	Liam Entenmann
	Pat Kavanagh
2024	Pat Kavanagh
	Liam Entenmann
	Eric Dobson
	Chris Conlin

## Senior CLASS Award

2009	Ryan Hoff, A	Finalist
2010	Scott Rodgers, G	Finalist
2012	Kevin Randall, D	Finalist
2013	Matt Miller, D	Finalist
2014	Stephen O'Hara, D	Finalist
2017	Sergio Perkovic, M	Finalist

## Tewaaraton Trophy

### Winner

2024	Pat Kavanagh, GS, A
2026	Shawn Lyght, Jr., D

### Finalist

2001	Tom Glatzel, Sr., A
2015	Matt Kavanagh, Jr., A
2016	Matt Landis, Sr., D
2021	Pat Kavanagh, So., A
2023	Pat Kavanagh, Sr., A
2024	Pat Kavanagh, GS, A
	Liam Entenmann, GS, G
2025	Chris Kavanagh, Sr., A
2026	Shawn Lyght, Jr., D

### Nominee

2001	Tom Glatzel, Sr., A
2001	David Ulrich, Sr., A
2004	Pat Walsh, So., A
2005	Pat Walsh, Jr., A
2008	Joey Kemp, Sr., G
2010	Scott Rodgers, Sr., G
2011	Zach Brenneman, Sr., M
	David Earl, Sr., M
	Kevin Ridgway, Sr., M
2012	John Kemp, Jr., G
2013	John Kemp, Sr., G
	Jim Marlatt, Jr., M
	Sean Rogers, Sr., A
2014	Matt Kavanagh, So., A
	Liam O'Connor, Sr., M/FO
	Stephen O'Hara, Sr., D
2015	Matt Kavanagh, Jr., A
	Matt Landis, Jr., D
	Jack Near, Sr., M
	Sergio Perkovic, So., M
2016	Matt Kavanagh, Sr., A
	Matt Landis, Sr., D
	Sergio Perkovic, Jr., M
2017	Sergio Perkovic, Jr., M
	John Sexton, Jr., LSM
2018	John Sexton, Sr., LSM
2019	Bryan Costabile, Jr., M
2021	Jack Kieley, GS, D
2022	Pat Kavanagh, So., A
2023	Pat Kavanagh, Jr., A
2024	Pat Kavanagh, Sr., A
	Chris Kavanagh, So., A
	Liam Entenmann, Sr. G
2024	Pat Kavanagh, GS, A
	Liam Entenmann, GS, G
2025	Chris Kavanagh, Sr., A
	Shawn Lyght, So., D
2026	Shawn Lyght, Jr., D
	Josh Yago, GS, A

### Watch List

2004	Pat Walsh, So., A
2005	Pat Walsh, Jr., A
2006	Pat Walsh, Sr., A
2008	Joey Kemp, Sr., G
2009	Ryan Hoff, Sr., A
2010	Sam Barnes, Sr., D
	Grant Krebs, Sr., M
	Scott Rodgers, Sr., G
2011	Zach Brenneman, Sr., M
	David Earl, Sr., M
	Kevin Ridgway, Sr., M
2012	John Kemp, Jr., G
2013	John Kemp, Sr., G
	Jim Marlatt, Jr., M
	Sean Rogers, Sr., A
2014	Matt Kavanagh, So., A
	Liam O'Connor, Sr., M/FO

2015	Stephen O'Hara, Sr., D
	Matt Kavanagh, Jr., A
	Matt Landis, Jr., D
	Sergio Perkovic, So., M
2016	Matt Kavanagh, Sr., A
	Matt Landis, Sr., D
	Sergio Perkovic, Jr., M
2017	Shane Doss, Sr., G
	Ryder Garnsey, So., A
	Sergio Perkovic, Sr., M
	John Sexton, Jr., LSM
	Mikey Wynne, Jr., A
2018	John Sexton, Sr., LSM
	Bryan Costabile, So., M
2019	Bryan Costabile, Jr., M
	Brendan Gleason, Sr., A
2020	Bryan Costabile, Sr., M
	Jack Kieley, Sr., D
2021	Jack Kieley, GS, D
2022	Pat Kavanagh, Jr., A
2023	Pat Kavanagh, Sr., A
	Liam Entenmann, Sr. G
2024	Eric Dobson, Sr. M
	Liam Entenmann, GS, G
	Pat Kavanagh, GS, A
2025	Chris Kavanagh, Sr., A
	Shawn Lyght, So., D
	Ben Ramsey, Sr., SSDM
2026	Jake Taylor, GS, A
	Shawn Lyght, Jr., D
	Will Donovan, Sr., LSM
	Josh Yago, GS, A
	Matt Jeffery, So., M

## North/South All-Star Classic Participants

1985	Justin Shay
1993	Chris Parent
	Kevin Corrigan Head Coach (North)
1994	Rob Snyder
1995	Randy Colley, Will Sutton
	Mike Iorio
1996	Todd Bialous
1997	Dave Cashen
1998	Alex Cade, Todd Rassas
1999	Chris Dusseau, Brad Owen
2000	Stedman Oakey
2002	John Flandina, A.J. Wright
2004	Brennan Creaney, Matt Howell
2009	Peter Christman, Ryan Hoff
2013	Matt Miller
2017	Shane Doss

## National Statistical Leaders

Team	
1996	Man-Down Defense (.891)
2009	Defense (6.19 GAA)
	Winning % (15-1, .938)
2012	Defense (6.31 GAA)
	Man-Down Defense (.892)
2022	Man-Up Offense (.671)
2023	Scoring Margin (5.81)
	Winning % (14-2, .875)
2024	Man-Up Offense (.675)
	Points Per Game (25.06)
	Scoring Defense (8.94)
	Scoring Margin (6.71)
	Scoring Offense (15.65)
	Shot Percentage (.374)
	Winning % (16-1, .941)
2026	Clearing % (.920)

# NATIONAL HONORS AND AWARDS

## **Individual**

1996	Alex Cade, GAA (.658)
2005	Joey Kemp, Save % (.652)
2009	Scott Rodgers, GAA (6.14)
	Scott Rodgers, Save % (.663)
2010	Scott Rodgers, Save % (.605)
2012	John Kemp, GAA (6.27)
	John Kemp, Save % (.637)
2024	Liam Entenmann, GAA (8.92)

## **USILA Kelly Award for Most Outstanding Goalie in NCAA Division I Lacrosse**

2008	Joey Kemp
2012	John Kemp
2023	Liam Entenmann
2024	Liam Entenmann

## **USILA Schmeisser Award for Top Defensive Player in NCAA Division I Lacrosse**

2015	Matt Landis
2016	Matt Landis
2018	John Sexton
2025	Shawn Lyght (co-winner)
2026	Shawn Lyght

# PAT KAVANAGH - TEWAARATON WINNER

## PAT KAVANAGH 2024 TEWAARATON TROPHY WINNER

In 2024, Pat Kavanagh became the program's first recipient of the Tewaaraton Trophy as the nation's top player. The Tewaaraton Award is recognized as the pre-eminent lacrosse award, annually honoring the top male and female college lacrosse player in the United States. The selection committees are composed of 16 men's and 17 women's current college coaches.



### 2024 Season Highlights

- Led Irish to NCAA national title
- Unanimous All-American selection
- ACC Offensive Player of the Year
- NCAA Championship All-Tournament Team selection
- Finished his career as the all-time points and assists leader in program history, with 301 career points and 184 career assists
- Recorded at least three points in every game
- Totaled 80 points off 31 goals and 49 assists
- Just third player in program history with 30+ assists and 30+ goals in a season



# SHAWN LYGT - TEWAARATON WINNER

## SHAWN LYGT 2026 TEWAARATON TROPHY WINNER

In 2026, Shawn Lygt became the first defenseman in men's lacrosse history to win the Tewaaraton Trophy as the nation's top player. The Tewaaraton Award is recognized as the pre-eminent lacrosse award, annually honoring the top male and female college lacrosse player in the United States. The selection committees are composed of 16 men's and 17 women's current college coaches.



### 2026 Season Highlights

- William C. Schmeisser Awardwinner
- Unanimous All-American selection
- ACC Co-Defensive Player of the Year
- NCAA Championship All-Tournament Team selection
- Led Irish to NCAA national title game
- Led Notre Dame to regular-season ACC title
- Totaled 26 ground balls and 11 caused turnovers



# UNIVERSITY HONORS AND AWARDS

## Byron V. Kanaley Award

The Byron V. Kanaley Award is the most prestigious honor awarded to a Notre Dame student-athlete. It has been presented each year since 1927 at commencement exercises and honors senior monogram athletes who have been exemplary as students and leaders. The award is selected by the Faculty Board on Athletics and is named in honor of a 1904 Notre Dame graduate who was a member of the Irish Baseball team as an undergraduate. Kanaley went on to a successful banking career in Chicago and served the University in the Alumni Association and as a lay trustee from 1915 until his death in 1960.

**Robert Williamson, 1993**  
**Peter Christman, 2009**  
**Kevin Randall, 2012**  
**Sergio Perkovic, 2017**  
**Hugh Crance, 2019**  
**Danny Cassidy, 2021**  
**Pat Kavanagh, 2024**

## Athletics Community Service Award

This award recognizes the contributions of Notre Dame student-athletes to the University community and the community at-large, who embody the spirit of leadership, commitment, and selflessness.

**Dan Scolaro, 2008**

## The Trophy Award

The Trophy Award annually recognizes a Notre Dame athletic team that has demonstrated its commitment and dedication to the community through unparalleled community service to Notre Dame and South Bend.

In 2008, the Fighting Irish men's lacrosse team was recognized with The Trophy Award at Notre Dame's seventh annual O.S.C.A.R.S (Outstanding Student-Athletes Celebrating Achievements and Recognition Showcase).

2008



*Irish senior defenseman Kevin Randall received one of the University's prestigious Byron V. Kanaley Awards in 2012.*

# ATLANTIC COAST CONFERENCE

## ACC Standings

Year	ACC	Overall
<b>2014</b>	<b>ACC</b>	<b>Overall</b>
Maryland	4-1	13-4
Duke	4-1	17-3
<b>NOTRE DAME</b>	<b>2-3</b>	<b>12-6</b>
Syracuse	2-3	11-5
North Carolina	2-3	10-5
Virginia	1-4	10-6
<b>2015</b>	<b>ACC</b>	<b>Overall</b>
<b>NOTRE DAME</b>	<b>4-0</b>	<b>12-3</b>
North Carolina	3-1	13-4
Syracuse	2-2	13-3
Duke	1-3	12-6
Virginia	0-4	10-5
<b>2016</b>	<b>ACC</b>	<b>Overall</b>
<b>NOTRE DAME</b>	<b>3-1</b>	<b>11-4</b>
North Carolina	3-1	12-6
Duke	2-2	10-8
Syracuse	2-2	12-5
Virginia	0-4	7-8
<b>2017</b>	<b>ACC</b>	<b>Overall</b>
Syracuse	4-0	13-3
Duke	3-1	13-5
<b>NOTRE DAME</b>	<b>2-2</b>	<b>9-6</b>
North Carolina	1-3	8-8
Virginia	0-4	8-7
<b>2018</b>	<b>ACC</b>	<b>Overall</b>
Syracuse	4-0	8-7
Duke	3-1	16-4
<b>NOTRE DAME</b>	<b>1-3</b>	<b>9-6</b>
Virginia	1-3	12-6
North Carolina	1-3	7-7
<b>2019</b>	<b>ACC</b>	<b>Overall</b>
Virginia	3-1	17-3
Duke	2-2	13-5
<b>NOTRE DAME</b>	<b>2-2</b>	<b>9-7</b>
Syracuse	2-2	9-5
North Carolina	1-3	8-7
<b>2020</b>	<b>ACC</b>	<b>Overall</b>
North Carolina	0-0	7-0
Syracuse	0-0	5-0
Duke	0-0	6-2
Virginia	0-0	4-2
<b>NOTRE DAME</b>	<b>0-0</b>	<b>2-3</b>
<b>2021</b>	<b>ACC</b>	<b>Overall</b>
Duke	4-2	14-3
North Carolina	4-2	13-3
<b>NOTRE DAME</b>	<b>3-3</b>	<b>8-4</b>
Virginia	2-4	14-4
Syracuse	2-4	7-6
<b>2022</b>	<b>ACC</b>	<b>Overall</b>
<b>NOTRE DAME</b>	<b>5-1</b>	<b>8-4</b>
Virginia	5-1	12-4
Duke	3-3	11-6
North Carolina	1-5	8-6
Syracuse	1-5	4-10
<b>2023</b>	<b>ACC</b>	<b>Overall</b>
Duke	5-1	16-3
<b>NOTRE DAME</b>	<b>4-2</b>	<b>14-2</b>
Virginia	4-2	13-4
Syracuse	1-5	8-7
North Carolina	1-5	7-7
<b>2024</b>	<b>ACC</b>	<b>Overall</b>
<b>NOTRE DAME</b>	<b>4-0</b>	<b>16-1</b>
Syracuse	3-1	12-6
Duke	1-3	13-6
Virginia	1-3	12-6
North Carolina	1-3	7-7

Year	ACC	Overall
<b>2025</b>	<b>ACC</b>	<b>Overall</b>
<b>NOTRE DAME</b>	<b>3-1</b>	<b>9-5</b>
North Carolina	3-1	10-5
Duke	2-2	12-6
Syracuse	2-2	13-6
Virginia	0-4	6-8
<b>2026</b>	<b>ACC</b>	<b>Overall</b>
<b>NOTRE DAME</b>	<b>3-1</b>	<b>13-3</b>
North Carolina	2-2	13-5
Syracuse	2-2	13-6
Virginia	2-2	10-7
Duke	1-3	11-5

## ACC Championship

<b>2014</b>	<i>Chester, Pa. • PPL Park</i>
<i>Semifinals</i>	(4) Notre Dame 6, (1) Maryland 5
<i>Final</i>	(4) Notre Dame 15, (3) Syracuse 14
<b>2015</b>	<i>Chester, Pa. • PPL Park</i>
<i>Semifinals</i>	(4) Duke 13, (1) Notre Dame 8
<b>2016</b>	<i>Kennesaw, Ga. • Fifth Third Bank Stadium</i>
<i>Semifinals</i>	(3) Duke 10, (2) Notre Dame 9 (OT)
<b>2017</b>	<i>Durham, N.C. • Koskinen Stadium</i>
<i>Semifinals</i>	(3) Notre Dame 7, (2) Duke 6
<i>Final</i>	(4) North Carolina 14, (3) Notre Dame 10
<b>2018</b>	<i>Charlottesville, Va. • Klockner Stadium</i>
<i>Semifinals</i>	(3) Notre Dame 14, (2) Duke 11
<i>Final</i>	(3) Notre Dame 17, (4) Virginia 7
<b>2019</b>	<i>Semifinals (Chapel Hill, N.C.)</i>
	(3) Notre Dame 12, (2) Duke 10
<i>Final (Charlottesville, Va.)</i>	(1) Virginia 10, (3) Notre Dame 4

**2020**  
*Canceled due to COVID-19*

**2021-23**  
*ACC Tournament Discontinued*

<b>2024</b>	<i>Charlotte, N.C. • American Legion Memorial Stadium</i>
<i>Semifinals</i>	(1) Notre Dame 18, (4) Virginia 9
<i>Final (Charlottesville, Va.)</i>	(1) Notre Dame 16, (4) Duke 6

<b>2025</b>	<i>Charlotte, N.C. • American Legion Memorial Stadium</i>
<i>Semifinals</i>	(4) Syracuse 14, (1) Notre Dame 12

<b>2026</b>	<i>Charlotte, N.C. • American Legion Memorial Stadium</i>
<i>Semifinals</i>	(4) Virginia 15, (1) Notre Dame 10

## Irish ACC Honorees

### All-ACC Team

#### 2014

Matt Kavanagh, A  
Stephen O'Hara, D

#### 2015

Conor Doyle, A  
Matt Kavanagh, A  
Matt Landis, D  
Sergio Perkovic, M

#### 2016

Matt Kavanagh, A  
Sergio Perkovic, M  
John Sexton, LSM  
Matt Landis, D  
Shane Doss, G

#### 2017

Garrett Epple, D  
Sergio Perkovic, M  
John Sexton, LSM

#### 2018

Bryan Costabile, M  
Brendan Gleason, A/M  
Carlson Milikin, SSDM  
Drew Schantz, SSDM  
John Sexton, LSM

#### 2019

Bryan Costabile, M  
Brendan Gleason, A  
Charlie Leonard, FO

#### 2020

No honorees due to COVID-19

#### 2021

Liam Entenmann, G  
Pat Kavanagh, A  
Jack Kiely, D

#### 2022

Liam Entenmann, G  
Pat Kavanagh, A  
Eric Dobson, M  
Arden Cohen, D

#### 2023

Liam Entenmann, G  
Pat Kavanagh, A  
Chris Kavanagh, A  
Eric Dobson, M  
Chris Fike, D  
Will Donovan, LSM

Ben Ramsey, SSDM

#### 2024

Liam Entenmann, G  
Pat Kavanagh, A  
Chris Kavanagh, A  
Eric Dobson, M  
Will Lynch, FO

Will Donovan, LSM

Ben Ramsey, SSDM

#### 2025

Will Donovan, LSM  
Chris Kavanagh, A  
Shawn Lyght, D  
Ben Ramsey, SSDM

Thomas Ricciardelli, G

Jake Taylor, A

#### 2026

Will Donovan, LSM  
Matt Jeffery, M  
Shawn Lyght, D

Thomas Ricciardelli, G

# ATLANTIC COAST CONFERENCE

## All-ACC Academic Team

2014

Westy Hopkins  
Jim Marlatt  
Liam O'Connor  
Steve O'Hara  
Sergio Perkovic  
John Scioscia

2015

Will Corrigan  
Eddy Glazener  
Matt Landis  
Eddy Lubowicki  
Jim Marlatt  
Jack Near  
Sergio Perkovic  
John Sexton

2016

Eddy Glazener  
Matt Landis  
Eddy Lubowicki  
Sergio Perkovic  
John Sexton  
John Travisano, Jr.

2017

Hugh Crance  
Bryan Costabile  
Brendan Gleason  
Anthony Marini  
Sergio Perkovic  
John Sexton  
Mikey Wynne

2018

Arden Cohen  
Bryan Costabile  
Hugh Crance  
Brendan Gleason  
Carlson Milikin  
Matt Schmidt  
John Sexton  
John Travisano  
Mikey Wynne

2019

Arden Cohen  
Bryan Costabile  
Hugh Crance  
Brendan Gleason  
Charlie Leonard  
Quinn McCahon  
Connor Morin  
Matt Schmidt

2021

Arden Cohen  
Liam Entenmann  
Kyle Gallagher  
Ryan Hallenbeck  
Pat Kavanagh  
Jack Kielty  
Kyle Thornton

2022

Arden Cohen  
Eric Dobson  
Liam Entenmann  
Ryan Hallenbeck  
Wheaton Jackboice  
Pat Kavanagh  
Jason Reynolds

2023

Charles Bayman  
Jose Boyer

Ross Burgmaster  
Chris Conlin  
Eric Dobson  
Will Donovan  
Liam Entenmann  
Chris Fake  
Reilly Gray  
Colin Hagstrom  
Nick Harris  
Marco Napolitano  
Benjamin Ramsey  
Jeffery Ricciardelli  
Jalen Seymour  
Jack Simmons  
Jake Taylor  
Brian Tevlin  
Bryce Walker  
Griffin Westlin  
Mason Wordelman

2024

Christian Alacqua  
William Angrick  
Fulton Bayman  
Brock Behrman  
Tyler Buchner  
Ross Burgmaster  
Max Busenkell  
Chris Conlin  
Eric Dobson  
Will Donovan  
Liam Entenmann  
Fisher Finley  
Reilly Gray  
Colin Hagstrom  
Nick Harris  
Chris Kavanagh  
Pat Kavanagh  
Shawn Lyght  
Will Lynch  
Devon McLane  
Marco Napolitano  
Carter Parlette  
Ben Ramsey  
Jeffery Ricciardelli  
Nate Schwitzenberg  
Jake Taylor

2025

Christian Alacqua  
Will Angrick  
Brock Behrman  
Kyle Bergen  
Tyler Buchner  
Max Busenkell  
Greg Campisi  
Will Donovan  
Jordan Faison  
Fisher Finley  
Will Gallagher  
Colin Hagstrom  
Shawn Lyght  
Will Lynch  
Will Maheras  
Luke Miller  
Brady Pokorny  
Ben Ramsey  
Jeffery Ricciardelli  
Thomas Ricciardelli  
Nate Schwitzenberg  
Jalen Seymour  
Jake Taylor

2026

Christian Alacqua  
Brock Behrman  
Kyle Bergen  
Max Busenkell  
Aidan Diaz-Matos  
Will Donovan  
Will Gallagher  
Miguel Iglesias  
Teddy Lally  
Shawn Lyght  
Will Maheras  
Luke Miller  
Thomas Ricciardelli  
Nate Schwitzenberg  
Tyler Spano

# ATLANTIC COAST CONFERENCE

## ACC All-Tournament Team

2014

Matt Kavanagh, A (MVP)  
Conor Doyle, A  
Stephen O'Hara, D  
Conor Kelly, G

2015

Nick Ossello, M/FO

2016

Sergio Perkovic, M

2017

Bryan Costabile, M

Shane Doss, G

Brendan Gleason, A/M

John Sexton, LSM

2018

Bryan Costabile, M (MVP)

Ryder Garnsey, A

John Sexton, LSM

Matt Schmidt, G

2019

Bryan Costabile, M

Charlie Leonard, FO

Matt Schmidt, G

2024

Liam Entenmann, G (MVP)

Will Lynch, FO

Shawn Lyght, D

Chris Kavanagh, A

Jake Taylor, A

Devon McLane, M

2026

Josh Yago, A

## ACC Offensive Player of the Year

2019

Bryan Costabile, M

2024

Pat Kavanagh, A

2025

Chris Kavanagh, A

## ACC Defensive Player of the Year

2015

Matt Landis, D

2016

Matt Landis, D

2018

John Sexton, LSM

2021

Jack Kielty

2023

Liam Entenmann, G

2024

Liam Entenmann, G

2025

Shawn Lyght, D (co-winner)

2026

Shawn Lyght, D (co-winner)

## ACC Goalie of the Year

2023

Liam Entenmann, G

2024

Liam Entenmann, G

2026

Thomas Ricciardelli, G

## ACC Men's Lacrosse Scholar Athlete of the Year

2016

Matt Landis, D

2017

Sergio Perkovic, M

2024

Eric Dobson, M

2026

Will Donovan, LSM

## ACC Freshman of the Year

2016

Ryder Garnsey, A

2025

Matthew Jeffery, M

## ACC Offensive

### Player of the Week

John Scioscia, A (5/6/14)

Conor Doyle, A (4/6/15, 5/4/15)

Matt Kavanagh, A (4/2/15)

Mikey Wynne, A (3/16/15, 4/24/17, 3/19/18)

Sergio Perkovic, M (2/22/16, 3/21/16, 4/11/16,  
3/20/17, 3/27/17)

Brendan Gleason, A (3/4/19, 4/22/19)

Bryan Costabile, M (4/1/19)

Pat Kavanagh, A (4/6/21), (5/4/21), (2/22/22),  
(4/12/22), (5/3/22), (3/21/23), (4/11/23)

Jake Taylor, A (4/5/22), (2/18/25), (4/1/25)

Chris Kavanagh (5/9/23)

Josh Yago (2/24/26)

Brock Behrman (3/3/26)

## ACC Defensive

### Player of the Week

Stephen O'Hara, D (3/18/14)

Matt Landis, D (3/16/15, 3/30/15, 3/7/16)

Shane Doss, G (2/22/16, 3/21/16, 5/9/16)

John Sexton, LSM (4/11/16, 3/27/17, 3/19/18, 4/16/18)

Garrett Epple, D (2/27/17, 3/6/17)

Hugh Crance, D, (3/12/18)

Jack Kielty, D (4/13/21)

Arden Coheh, D (5/4/21), (4/26/22)

Liam Entenmann, G (3/22/22), (5/3/22), (3/7/23),  
(3/14/23), (4/25/23), (4/23/24)

Will Lynch, FO (4/12/22), (4/4/23)

Chris Fake, D (4/11/23)

Ben Ramsey, SSDM (5/9/23), (4/22/25)

Marco Napolitano (3/5/24)

Will Donovan (4/30/24)

Nate Schwitzenberg (3/3/26), (4/14/26)

Thomas Ricciardelli (3/10/26), (4/21/26)

# BIG EAST CONFERENCE

## Irish in BIG EAST Play

**Overall Record:** 17-7 (.708)  
**Home Record:** 9-3 (.750)  
**Longest Winning Streak:** 7 (3/25/12-3/24/13)  
**Longest Home Winning Streak:** 6 (4/2/11-4/28/12)

Year	W-L	Place
2010	2-4	T-4th
2011	5-1	2nd
2012	6-0	1st
2013	4-2	3rd

## Irish Major Awardwinners

**Defensive Player of the Year**  
 2012 Kevin Randall, Sr., D

**Goalkeeper of the Year**  
 2012 John Kemp, Jr.

**Midfielder of the Year**  
 2011 David Earl, Sr.

**Coach of the Year**  
 2012 Kevin Corrigan

## Irish All-BIG EAST Honorees

**2010**  
 Zach Brenneman, M, 1st Team  
 Scott Rodgers, G, 2nd Team  
 David Earl, M, 2nd Team  
 Grant Krebs, M, 2nd Team  
 Kevin Ridgway, D, 2nd Team

**2011**  
 David Earl, Midfielder of the Year  
 Sam Barnes, D, 1st Team  
 Zach Brenneman, M, 1st Team  
 David Earl, M, 1st Team  
 Kevin Ridgway, D, 1st Team  
 Andrew Irving, LSM, 2nd Team  
 John Kemp, G, 2nd Team

**2012**  
 Kevin Randall, Defensive Player of the Year  
 John Kemp, Goalkeeper of the Year  
 Kevin Corrigan, Coach of the Year  
 John Kemp, G, 1st Team  
 Jim Marlatt, M, 1st Team  
 Kevin Randall, D, 1st Team  
 Sean Rogers, A, 1st Team  
 Matt Miller, D, 2nd Team  
 Max Pfeifer, M, 2nd Team

**2013**  
 Matt Kavanagh, A, 1st Team  
 John Kemp, G, 1st Team  
 Jim Marlatt, M, 1st Team  
 Matt Miller, D, 1st Team  
 Stephen O'Hara, D, 2nd Team  
 Sean Rogers, A, 2nd Team

## BIG EAST Standings

2010	BIG EAST	Overall
Syracuse	6-0	13-2
Georgetown	5-1	9-5
Villanova	4-2	10-5
<b>NOTRE DAME</b>	<b>2-4</b>	<b>10-7</b>
Rutgers	2-4	6-8
St. John's	2-4	5-9
Providence	0-6	0-14

2011	BIG EAST	Overall
Syracuse	6-0	15-2
<b>NOTRE DAME</b>	<b>5-1</b>	<b>11-3</b>
Georgetown	4-2	7-7
Villanova	3-3	11-5
St. John's	2-4	4-10
Rutgers	1-5	6-9
Providence	0-6	3-12

2012	BIG EAST	Overall
<b>NOTRE DAME</b>	<b>6-0</b>	<b>13-3</b>
Villanova	4-2	8-7
Syracuse	3-3	9-8
St. John's	3-3	8-7
Georgetown	3-3	7-6
Rutgers	1-5	6-9
Providence	1-5	2-12

2013	BIG EAST	Overall
Syracuse	5-1	14-3
Villanova	5-1	7-8
<b>NOTRE DAME</b>	<b>4-2</b>	<b>11-4</b>
Georgetown	3-3	6-9
St. John's	3-3	9-4
Providence	1-5	8-8
Rutgers	0-6	2-13

## BIG EAST Championship

**2012**  
 Villanova, Pa.  
Semifinals  
 (4) St. John's 8, (1) Notre Dame 7

**2013**  
 Villanova, Pa.  
Semifinals  
 (2) Syracuse 9, (3) Notre Dame 3

( ) - tournament seed

## BIG EAST Offensive Player of the Week

Zach Brenneman, M (2/21/11)  
 David Earl, M (4/18/11)  
 Matt Kavanagh, A (3/4/13)  
 Jim Marlatt, M (3/12/12, 2/18/13)  
 Sean Rogers, A (3/28/11, 3/5/12, 4/23/12)  
 John Scioscia, A (4/22/13)

## BIG EAST Defensive Player of the Week

John Kemp, G (4/11/11, 4/18/11, 2/20/12, 4/16/12, 4/30/12, 2/18/13)  
 Kevin Ridgway, D (2/28/11)  
 Scott Rodgers, G (2/22/10, 4/26/10)

## BIG EAST Scholar-Athlete Sport Excellence Award

Kevin Randall- 2012



David Earl was named the 2011 BIG EAST Midfielder of the Year.

# GREAT WESTERN LACROSSE LEAGUE

## Irish in GWLL Play

**Overall Record:** 61-10 (.859)

**Regular Season Championships:** 12 (1994-97, 1999-2003, 2007-09)

**GWLL Championship Record\*:** 4-0

**Championship Titles:** 2 (2008, 2009)

**Home Record:** 33-3 (.917)

**Longest Winning Streak:**

16 (4/16/94-4/2/98); 13 (3/11/00-4/7/02)

**Longest Home Winning Streak:**

17 (4/23/94-4/18/01)

Year	W-L	Place	Champ.*
1994	3-0	1st	--
1995	4-0	1st	--
1996	4-0	1st	--
1997	3-0	1st	--
1998	2-1	2nd	--
1999	3-1	T-1st	--
2000	5-0	1st	--
2001	5-0	1st	--
2002	4-1	T-1st	--
2003	4-1	T-1st	--
2004	4-1	2nd	--
2005	3-2	3rd	--
2006	3-2	2nd	--
2007	5-0	1st	--
2008	4-1	T-1st	1st
2009	5-0	1st	1st

\* GWLL Postseason Championship began in 2008

## Irish Major Awardwinners

### Coach of the Year (5)

1994	Kevin Corrigan
1996	Kevin Corrigan
2001	Kevin Corrigan
2007	Kevin Corrigan
2009	Kevin Corrigan

### Player of the Year (6)

1994	Mike Iorio, Jr., D
1995	Randy Colley, Sr., A
1998	Todd Rassas, Sr., D
2001	David Ulrich, Sr., A
2007	Joey Kemp, Jr., G
2009	Scott Rodgers, Sr., G

### Defensive Player of the Year (1)

2005	D.J. Driscoll, Jr.
------	--------------------

### Rookie of the Year (3)

2003	Pat Walsh, A
2005	Joey Kemp, G
2007	Will Yeatman, A

### Four-Time All-GWLL First Team (2)

Chris Dusseau, A (1996-99)  
Pat Walsh, A (2003-06)

## All-Great Western Lacrosse League

### 1994

Kevin Corrigan, Coach of the Year  
Mike Iorio, Player of the Year  
Bill Ahmuty, M, 1st Team  
Randy Colley, A, 1st Team  
Mike Iorio, D, 1st Team  
Robbie Snyder, A, 1st Team  
Chris Bury, D, 2nd Team  
Ryan Jewell, G, 2nd Team

### 1995

Randy Colley, Player of the Year  
Chris Bury, D, 1st Team  
Alex Cade, G, 1st Team  
Randy Colley, A, 1st Team  
Mike Iorio, D, 1st Team  
Will Sutton, M, 1st Team  
Jason Pett, M, 2nd Team

### 1996

Kevin Corrigan, Coach of the Year  
Alex Cade, G, 1st Team  
Chris Dusseau, A, 1st Team  
Jimmy Keenan, M, 1st Team  
Todd Rassas, D, 1st Team  
Todd Bialous, D, 2nd Team  
Tony Reid, M, 2nd Team

### 1997

Alex Cade, G, 1st Team  
Dave Cashen, D, 1st Team  
Will DeRiso, A, 1st Team  
Chris Dusseau, A, 1st Team  
Jimmy Keenan, M, 1st Team  
Todd Rassas, D, 1st Team  
Burke Hayes, M, 2nd Team

### 1998

Todd Rassas, Player of the Year  
Chris Dusseau, A, 1st Team  
Jimmy Keenan, M, 1st Team  
Todd Rassas, D, 1st Team

### 1999

Chris Dusseau, A, 1st Team  
David Ulrich, A, 1st Team  
Laurence Galli, D, 1st Team

### 2000

Mike Adams, D, 1st Team  
Steve Bishko, M, 1st Team  
Tom Glatzel, A, 1st Team  
David Ulrich, A, 1st Team

### 2001

Kevin Corrigan, Coach of the Year  
David Ulrich, Player of the Year  
Mike Adams, D, 1st Team  
Steve Bishko, M, 1st Team

Tom Glatzel, A, 1st Team  
Kirk Howell, G, 1st Team  
David Ulrich, A, 1st Team  
Todd Ulrich, M, 1st Team  
A.J. Wright, D, 1st Team  
John Flandina, M, 2nd Team  
John Souch, LSM, 2nd Team

### 2002

Dan Berger, A, 1st Team  
John Flandina, M, 1st Team  
Devin Ryan, M, 1st Team  
A.J. Wright, D, 1st Team

### 2003

Pat Walsh, A, Rookie of the Year  
Dan Berger, A, 1st Team  
Brian Giordano, M, 1st Team  
Pat Walsh, A, 1st Team  
Stewart Crosland, G, 2nd Team  
D.J. Driscoll, D, 2nd Team  
John Souch, D, 2nd Team  
Travis Wells, M, 2nd Team

### 2004

D.J. Driscoll, D, 1st Team  
Brian Giordano, M, 1st Team  
Matt Howell, A, 1st Team  
Pat Walsh, A, 1st Team  
Brennan Creaney, D, 2nd Team  
Brian Hubschmann, M, 2nd Team

### 2005

D.J. Driscoll, Defensive Player of the Year  
Joey Kemp, Rookie of the Year  
D.J. Driscoll, D, 1st Team  
Pat Walsh, A, 1st Team

Matt Karweck, A/M, 2nd Team  
Joey Kemp, G, 2nd Team  
Jim Morrison, A, 2nd Team

### 2006

D.J. Driscoll, D, 1st Team  
Brian Hubschmann, A, 1st Team  
Matt Karweck, A/M, 1st Team  
Joey Kemp, G, 1st Team  
Pat Walsh, A, 1st Team

### 2007

Sean Dougherty, D, 1st Team  
Ryan Hoff, A, 1st Team  
Joey Kemp, G, 1st Team  
Will Yeatman, A, 1st Team


Brian Hubschmann, A/M, 2nd Team  
Michael Podgajny, M, 2nd Team  
Lucius Polk, M, 2nd Team  
Ross Zimmerman, D, 2nd Team

### 2008

Sean Dougherty, D, 1st Team  
Joey Kemp, G, 1st Team  
Michael Podgajny, M, 1st Team  
Ross Zimmerman, D, 1st Team  
Ryan Hoff, A, 2nd Team  
Alex Wharton, A, 2nd Team

### 2009

Sam Barnes, D, 1st Team  
Peter Christman, M, 1st Team  
Ryan Hoff, A, 1st Team  
Grant Krebs, M, 1st Team  
Regis McDermott, D, 1st Team  
Scott Rodgers, G, 1st Team  
Duncan Swezey, A, 1st Team  
Neal Hicks, A, 2nd Team



Joey Kemp, Alex Wharton and head coach Kevin Corrigan receive the trophy for winning the inaugural GWLL Championship in 2008. The Fighting Irish also won the tourname in 2009.

## All-MLA Great Lakes

### Conference

#### 1985

Bob Trocchi, A, 1st team  
Joe Hart, M, 1st team  
Tim Corrigan, M, 1st team  
John Wilson, M, 1st team  
Justin Shay, D, 1st team  
Rob Simpson, G, 1st team  
Joe Franklin, A, 2nd team  
Mike Rice, D, 2nd team

#### 1986

Tom Grote, A, 1st team  
Joe Franklin, A, 1st team  
Tim Corrigan, M, 1st team  
Dave O'Neill, M, 1st team  
Mike Rice, D, 1st team  
Jim Shields, A, 2nd team  
Wally Stack, D, 2nd team  
Matt McQuillan, G, 2nd team

#### 1987

John McLachlan, A, 1st team  
Dave O'Neill, M, 1st team  
Wally Stack, D, 1st team

#### 1988

John Olmstead, A, 1st team  
Tom Lanahan, M, 1st team  
John McNicholas, M, 1st team  
Doug Spencer, D, 1st team  
Matt McQuillan, G, 1st team  
Mike Quigley, M, 2nd team

#### 1989

John Olmstead, A, 1st team  
Doug Spencer, DM, 1st team  
Kevin O'Connor, D, 1st team  
Mike Quigley, M, 1st team  
John Capano, M, 2nd team  
Dave Barnard, D, 2nd team

## All-Midwest Lacrosse Association

#### 1981

Maurice Beshlian, D, 1st team  
Dan Pace, M, 2nd team  
Steve Pearsall, A, 2nd team  
Mike Lynch, A, Honorable Mention  
Bill Bonde, M, Honorable Mention

#### 1983

Dan Pace, M, 1st team  
Justin Shay, D, 1st team  
Joe Franklin, A, 2nd team  
Bob Trocchi, A, 2nd team  
Justin Driscoll, M, 2nd team  
Kevin Smith, M, Honorable Mention

#### 1984

Mark Steranka, M, 1st team  
Justin Shay, D, 1st team  
Bob Trocchi, A, 2nd team  
Tom Grote, M, 2nd team  
Steve Pearsall, A, Honorable Mention  
Tim Corrigan, M, Honorable Mention  
Rob Simpson, G, Honorable Mention

#### 1985

Bob Trocchi, A, 1st team  
Justin Shay, D, 1st team  
Joe Hart, M, 1st team  
Tim Corrigan, M, 2nd team  
John Wilson, M, 2nd team  
Rob Simpson, G, Honorable Mention

#### 1986

Joe Franklin, A, 2nd team  
Tom Grote, A, 2nd team  
Tim Corrigan, M, 2nd team  
Dave O'Neill, M, 2nd team  
Mike Rice, D, 2nd team  
Wally Stack, D, 2nd team

#### 1987

Wally Stack, D, 1st team  
John McLachlan, A, 2nd team  
Tom Lanahan, M, 2nd team

#### 1988

John Olmstead, A, 2nd team  
Doug Spencer, D, 2nd team  
John McNicholas, M, Honorable Mention  
Tom Lanahan, M, Honorable Mention  
Matt McQuillan, G, Honorable Mention

#### 1989

John Olmstead, A, 1st team  
Kevin O'Connor, D, 1st team  
John Capano, M, 2nd team  
Dave Barnard, D, 2nd team  
Doug Spencer, DM, Honorable Mention

#### 1990

Dave Barnard, D, 1st team  
Mike Sullivan, A, 1st team  
Mike Quigley, M, 2nd team  
Brian McHugh, A, Honorable Mention  
Dave Carey, M, Honorable Mention  
Mike Stevens, D, Honorable Mention

#### 1991

Mike Sullivan, A, 1st team  
Brian Mayglothling, M 1st team  
Dave Barnard, D, 1st team  
Ed Lamb, M, Honorable Mention

#### 1992

Kevin Corrigan, Coach of the Year  
Randy Colley, A, 1st team  
Mike Sullivan, A, 1st team  
Brian Mayglothling, M 1st team  
Doug Murray, D, 2nd team  
Chris Parent, G, 2nd team


#### 1993

Willie Sutton, M, 1st team  
Randy Colley, A, 1st team  
Mike Iorio, D, 1st team  
Robbie Snyder, A, 2nd team



The Fighting Irish were part of the Midwest Lacrosse Association during their early years as a varsity program. Notre Dame moved into the Great Western Lacrosse League in 1994.

# 2023 NATIONAL CHAMPIONS



## First Round

(3) Notre Dame 20, Utah 7  
Arlotta Stadium • Notre Dame, Ind.

## Quarterfinals

(3) Notre Dame 12, Johns Hopkins 9  
Navy Marine Corps MS • Annapolis, Md.

## Semifinals

(3) Notre Dame 13, (2) Virginia 12 (OT)  
Lincoln Financial Field • Philadelphia, Pa.

## Final

(3) Notre Dame 13, (1) Duke 9  
Lincoln Financial Field • Philadelphia, Pa.

( ) Indicates NCAA seed



## First Round

(1) Notre Dame 14, (U)Albany 9  
Arlotta Stadium • Notre Dame, Ind.

## Quarterfinals

(1) Notre Dame 16, (8) Georgetown 11  
Shuart Stadium • Hempstead, N.Y.


## Semifinals

(1) Notre Dame 13, (4) Denver 6  
Lincoln Financial Field • Philadelphia, Pa.

## Final

(1) Notre Dame 15, (7) Maryland 5  
Lincoln Financial Field • Philadelphia, Pa.

( ) Indicates NCAA seed



# NCAA CHAMPIONSHIP HISTORY

## Notre Dame NCAA Championship Results

Overall Record: 29-25

Home 11-3/Away 3-8/Neutral 15-14

### 1990

**First Round** (Cambridge, Mass.)  
(5) Harvard 9, ND 3

### 1992

**First Round** (Baltimore, Md.)  
(5) Johns Hopkins 15, ND 7

### 1993

**First Round** (Charlottesville, Va.)  
(5) Virginia 19, ND 9

### 1994

**First Round** (Charlottesville, Va.)  
(5) Virginia 23, ND 4

### 1995

**First Round** (Durham, N.C.)  
ND 12, (5) Duke 10  
**Quarterfinals** (College Park, Md.)  
(4) Maryland 14, ND 11

### 1996

**First Round** (Annapolis, Md.)  
(7) Johns Hopkins 12, ND 7

### 1997

**First Round** (Towson, Md.)  
(6) Loyola 21, ND 5

### 1999

**First Round** (Towson, Md.)  
(5) Georgetown 14, ND 10

### 2000

**First Round** (Baltimore, Md.)  
ND 15, (6) Loyola 13  
**Quarterfinals** (Baltimore, Md.)  
(4) Johns Hopkins 15, ND 11

### 2001

**First Round** (West Point, N.Y.)  
(5) ND 12, Bucknell 7  
**Quarterfinals** (College Park, Md.)  
(5) ND 13, (4) Johns Hopkins 9  
**Semifinals** (Piscataway, N.J.)  
(1) Syracuse 12, (5) ND 5

### 2006

**First Round** (Charlottesville, Va.)  
(1) Virginia 14, ND 10

### 2007

**First Round** (Baltimore, Md.)  
(3) Johns Hopkins 11, ND 10 (OT)

### 2008

**First Round** (Notre Dame, Ind.)  
(6) ND 8, Colgate 7 (OT)  
**Quarterfinals** (Ithaca, N.Y.)  
(3) Syracuse 11, (6) ND 9

### 2009

**First Round** (Notre Dame, Ind.)  
Maryland 7, (7) ND 3

### 2010

**First Round** (Princeton, N.J.)  
ND 8, (6) Princeton 5  
**Quarterfinals** (Princeton, N.J.)  
ND 7, (3) Maryland 5  
**Semifinals** (Baltimore, Md.)  
ND 12, (7) Cornell 7  
**Final** (Baltimore, Md.)  
(5) Duke 6, ND 5 (OT)

### 2011

**First Round** (Notre Dame, Ind.)  
(4) ND 13, Penn 6  
**Quarterfinals** (Foxborough, Mass.)  
(5) Duke 7, (4) ND 5

### 2012

**First Round** (Notre Dame, Ind.)  
(4) ND 13, Yale 7  
**Quarterfinals** (Chester, Pa.)  
(4) ND 12, (5) Virginia 10  
**Semifinals** (Foxborough, Mass.)  
(1) Loyola 7, (4) ND 5

### 2013

**First Round** (Notre Dame, Ind.)  
(2) ND 9, Detroit 7  
**Quarterfinals** (Indianapolis, Ind.)  
(7) Duke 12, (2) ND 11

### 2014

**First Round** (Notre Dame, Ind.)  
(6) ND 13, Harvard 5  
**Quarterfinals** (Hempstead, N.Y.)  
(6) ND 14, Albany 13 (OT)  
**Semifinals** (Baltimore, Md.)  
(6) ND 11, (7) Maryland 6  
**Final** (Baltimore, Md.)  
(1) Duke 11, (6) ND 9

### 2015

**First Round** (Notre Dame, Ind.)  
(1) ND 12, Towson 10  
**Quarterfinals** (Denver, Colo.)  
(1) ND 14, Albany 10  
**Semifinals** (Philadelphia, Pa.)  
(4) Denver 11, (1) ND 10 (OT)

### 2016

**First Round** (Notre Dame, Ind.)  
(3) ND 15, Air Force 7  
**Quarterfinals** (Columbus, Ohio)  
North Carolina 13, (3) ND 9

### 2017

**First Round** (Notre Dame, Ind.)  
(4) ND 15, Marquette 9  
**Quarterfinals** (Hempstead, N.Y.)  
(5) Denver 16, (4) ND 4

### 2018

**First Round** (Notre Dame, Ind.)  
(7) ND 9, Denver 7

### 2019

**First Round** (Notre Dame, Ind.)  
(7) ND 16, Johns Hopkins 9  
**Quarterfinals** (Hempstead, N.Y.)  
(2) Duke 14, (7) ND 13 (OT)

### 2020

**No NCAA Tourney due to COVID-19**

### 2021

**First Round** (Denver, Co.)  
(6) ND 10, Drexel 8  
**Quarterfinals** (Notre Dame, Ind.)  
(3) Maryland 14, (6) ND 13 (OT)

### 2023

**First Round** (South Bend, IN)  
(3) ND 20, Utah 7  
**Quarterfinals** (Annapolis, MD)  
(3) ND 12, (6) Johns Hopkins 9  
**Semifinals** (Philadelphia, PA)  
(3) ND 13, (2) Virginia 12 (OT)  
**Final** (Philadelphia, PA)  
(3) ND 13, (1) Duke 9

### 2024

**First Round** (South Bend, IN)  
(1) ND 14, UAlbany 9  
**Quarterfinals** (Hempstead, NY)  
(1) ND 16, (8) Georgetown 11  
**Semifinals** (Philadelphia, PA)  
(1) ND 13, (4) Denver 6  
**Final** (Philadelphia, PA)  
(1) ND 15, (7) Maryland 5

### 2025

**First Round** (Columbus, OH)  
ND 15, (4) Ohio State 6  
**Quarterfinals** (Annapolis, MD)  
(5) Penn State 14, ND 12

### 2026

**First Round** (South Bend, IN)  
(2) ND 18, Jacksonville 5  
**Quarterfinals** (Hempstead, NY)  
(2) ND 15, Johns Hopkins 9  
**Semifinals** (Charlottesville, VA)  
(2) ND 15, (6) Syracuse 7  
**Final** (Charlottesville, VA)  
(1) Princeton 16, (2) ND 9

Note - Championship seed in parentheses

# NCAA CHAMPIONSHIP HISTORY

## 1990 NCAA Championship – First Round

(5) Harvard 9, Notre Dame 3  
May 16, 1990 • Cambridge, Mass.

Notre Dame	0	0	0	3	3
(5) Harvard	3	2	1	3	9

### Scoring (goals-assists) —

**ND:** Carey 2-0; Quigley 1-0; McHugh 0-1

**HU:** Cavuoti 3-1; Linehan 1-1; Reilly 2-0; Donovan 0-2; Dolan 1-0; Dodge 1-0; Rogers 1-0

	ND	HU
Shots	28	34
Faceoffs Won	5	11
Saves	Parent 11	Miller 14
Ground Balls	63	53
Clears/Fails	12/8	14/7
Man-Up	0 of 5	1 of 3
Penalties	3-2:30	4-3:0

## 1992 NCAA Championship – First Round

(5) Johns Hopkins 15, Notre Dame 7  
May 10, 1992 • Baltimore, Md.

Notre Dame	0	0	4	3	7
(5) Johns Hopkins	3	4	4	4	15

### Scoring (goals-assists) —

**ND:** Colley 3-2; Lamb 1-0; Perriello 1-0; Mayglothling 1-0; Snyder 1-0; Carroll 0-1; Ahmuty 0-1; O'Brien 0-1

**JHU:** Wright 4-0; Riordan 3-2; Wills 3-3; Lukac 2-0; Piccola 2-0; Jacobs 1-0; Burns 0-1

	ND	JHU
Shots	41	47
Faceoffs Won	16	10
Saves	Parent 11	Giardina 21
	Jewell 9	Banks 1
	Finn 0	
Ground Balls	41	52
Clears/Fails	21/5	29/6
Man-Up	0 of 1	2 of 2
Penalties	2-1:30	1-1:00

## 1993 NCAA Championship – First Round

(5) Virginia 19, Notre Dame 9  
May 15, 1993 • Charlottesville, Va.

Notre Dame	0	2	4	3	9
(5) Virginia	7	5	3	4	19

### Scoring (goals-assists) —

**ND:** Colley 3-2; Sutton 2-2; Snyder 1-0; Erickson 1-0; Mahoney 1-0; Iorio 1-0

**UVA:** Whitely 4-3; Pehlke 4-1; Traynor 3-1; Kamrath 3-0; Dixon 1-1; Falk 1-1; Driggs 1-1; Fox 1-0; Wilson 1-0; McQuaid 0-1; Crisp 0-1

	ND	UVA
Shots	36	52
Faceoffs Won	13	17
Saves	Jewell 2	Ireland 11
	Parent 5	
	Finn 9	
Ground Balls	38	46
Clears/Fails	21/6	29/6
Man-Up	2 of 10	1 of 6
Penalties	6-5:30	10-7:30

## 1994 NCAA Championship – First Round

(5) Virginia 23, Notre Dame 4  
May 14, 1994 • Charlottesville, Va.

Notre Dame	1	1	1	1	4
(5) Virginia	5	6	8	4	23

### Scoring (goals-assists) —

**ND:** Snyder 2-0; Colley 1-1; Iorio 1-0; Pett 0-1; Gallagher 0-1

**UVA:** Whitely 2-3; Fox 3-0; Nugent 1-3; Miller 1-3; Watson 1-2; Jones 1-1; Dausch 0-1; LaVerghetta 2-1; Vaughn 2-0; Traynor 3-0; Mueller 1-0; Johnson 1-0; Hoag 1-0; Birch 1-0; Dixon 1-0; Knight 2-0

	ND	UVA
Shots	18	55
Faceoffs Won	11	28
Saves	Jewell 6	Ireland 3
	Sullivan 4	Durling 6
Ground Balls	36	78
Clears/Fails	18/15	28/2
Man-Up	1 of 5	1 of 3
Penalties	2-2:30	5-4:30

## 1995 NCAA Championship – First Round

Notre Dame 12, (5) Duke 10  
May 13, 1995 • Durham, N.C.

Notre Dame	3	1	4	4	12
(5) Duke	3	4	0	3	10

### Scoring (goals-assists) —

**ND:** Colley 5-1; Kearney 3-0; DeRiso 1-0; Pett 1-0; Keenan 1-0; Erickson 1-0; Sutton 0-4; Gilfillan 0-1

**DU:** Harrison 2-0; Heavey 2-1; Allen 2-0; Fay 1-0; Gonella 1-2; Moscatelli 1-0; Whitten 1-0; Ogelsby 1-0

	ND	DU
Shots	46	40
Faceoffs Won	9	17
Saves	Cade 18	Manning 21
Ground Balls	49	57
Clears/Fails	18/11	36/7
Man-Up	4 of 8	1 of 2
Penalties	2-2:00	8-3:30

## 1995 NCAA Championship – Quarterfinals

(4) Maryland 14, Notre Dame 11  
May 20, 1995 • College Park, Md.

Notre Dame	0	1	4	6	11
(4) Maryland	4	4	2	4	14

### Scoring (goals-assists) —

**ND:** Colley 3-3; Erickson 2-0; Kearney 2-0; Bialous 1-1; Sutton 1-0; Keenan 1-0; Hayes 1-0; Pett 0-2; Gilfillan 0-1

**UM:** McGuire 2-0; Hilgartner 2-1; Fulks 2-1; Hahn 2-0; Chomo 1-4; Brothers 1-0; Whipple 1-0; Bullen 1-0; Bordi 1-2; Ruhl 1-0; Hanna 0-1; Niemi 0-1; Farmer 0-1

	ND	UM
Shots	40	42
Faceoffs Won	13	15
Saves	Cade 15	Dougherty 16
Ground Balls	53	56
Clears/Fails	16/9	36/7
Man-Up	1 of 10	3 of 6
Penalties	6-4:00	10-7:30

# NCAA CHAMPIONSHIP HISTORY

## 1996 NCAA Championship – First Round

(7) Johns Hopkins 12, Notre Dame 7  
May 12, 1995 • Annapolis, Md.

Notre Dame	2	2	2	1	7
(7) Johns Hopkins	2	3	2	5	12

### Scoring (goals-assists) —

**ND:** Keenan 1-4; Dusseau 2-0; DeRiso 1-1; Reid 1-0; Hayes 1-0; Erickson 1-0; Gilfillan 0-1

**JHU:** Marchant 4-0; Mar 0-3; Evans 0-2; Denihan 2-0; Kruger 1-1; Colbert 1-0; Bond 1-0; O'Kelly 1-0; Gagliardi 0-1

	ND	JHU
Shots	35	42
Faceoffs Won	9	13
Saves	Cade 21	Marcus 13
Ground Balls	41	28
Clears/Fails	24/5	24/5
Man-Up	2 of 5	1 of 3
Penalties	3-2:30	5-4:00

## 1997 NCAA Championship – First Round

(6) Loyola 21, Notre Dame 5  
May 11, 1997 • Towson, Md.

Notre Dame	1	2	2	0	5
(6) Loyola	5	6	4	6	21

### Scoring (goals-assists) —

**ND:** Webster 2-0; Oakey 1-0; Sargent 1-0; Owen 1-0; Taylor 0-1; DeRiso 0-1

**LC:** Schindler 7-1; Goettelman 4-2; Shearer 3-3; O'Shea 2-3; Frye 3-0; Euker 1-0; Conway 1-0; Georgalas 0-1; Vizcarrodo 0-1

	ND	LC
Shots	31	50
Faceoffs Won	14	16
Saves	Cade 9	Brown 17
	Bolyard 3	Gaiser 3
Ground Balls	54	58
Clears/Fails	11/8	24/4
Man-Up	1 of 4	3 of 3
Penalties	3-2:30	4-3:30

## 1999 NCAA Championship – First Round

(5) Georgetown 14, Notre Dame 10  
May 16, 1999 • Towson, Md.

Notre Dame	3	4	0	3	10
(5) Georgetown	4	3	3	4	14

### Scoring (goals-assists) —

**ND:** D. Ulrich 1-3; Owen 3-0; T. Ulrich 0-3; Dusseau 2-0; Glatzel 2-0; Bishko 1-1; Flandina 1-0

**GU:** Flick 4-1; Henehan 3-2; McCavera 1-2; Gamble 2-0; Dusseau 1-1; Urlick 1-1; Doyle 1-0; Wagner 1-0

	ND	GU
Shots	35	39
Faceoffs Won	15	11
Saves	Howell 13	Hole 15
Ground Balls	32	30
Clears/Fails	17/3	15/5
Man-Up	1 of 4	3 of 4
Penalties	4-3:30	4-3:00

## 2000 NCAA Championship – First Round

Notre Dame 15, (6) Loyola 13  
May 14, 2000 • Baltimore, Md.

Notre Dame	6	4	2	3	15
(6) Loyola	2	3	2	6	13

### Scoring (goals-assists) —

**ND:** Glatzel 4-3; Young 2-0; Oakey 1-1; Flandina 1-1; Harvey 1-1; D. Ulrich 1-2; Adams 1-0; Bishko 1-0; Fleming 1-0; Higgins 1-0; T. Ulrich 1-0

**LC:** T. Goettelmann 7-0; Horsey 2-0; Prout 1-0; G. Goettelmann 1-0; Mascarella 1-0; Battista 1-0; Haas 0-2

	ND	LC
Shots	39	39
Faceoffs Won	17	15
Saves	Howell 15	Bloomquist 8
Ground Balls	56	43
Clears/Fails	21/14	25/6
Man-Up	3 of 5	1 of 3
Penalties	3-2:00	5-4:00

## 2000 NCAA Championship – Quarterfinals

(4) Johns Hopkins 15, Notre Dame 11  
May 21, 2000 • Baltimore, Md.

Notre Dame	3	3	2	3	11
(4) Johns Hopkins	3	5	7	0	15

### Scoring (goals-assists) —

**ND:** T. Ulrich 3-0; Bishko 2-1; Harvey 2-0; Young 2-0; Flandina 1-2; Glatzel 1-1; Oakey 0-2; D. Ulrich 0-2

**JHU:** D. Denihan 4-4; Benson 3-0; C. Denihan 3-0; Shaberly 3-1; Doneger 1-3; Frattarola 1-0; Muir 0-1

	ND	JHU
Shots	37	48
Faceoffs Won	11	18
Saves	Howell 11	Carcatera 12
Ground Balls	44	47
Clears/Fails	22/27	21/31
Man-Up	2 of 5	2 of 3
Penalties	3-2:30	5-5:00

## 2001 NCAA Championship – First Round

(5) Notre Dame 12, Bucknell 7  
May 13, 2001 • West Point, N.Y.

Bucknell	1	1	3	2	7
(5) Notre Dame	1	6	2	3	12

### Scoring (goals-assists) —

**BU:** Fletchet 3-0; Cheng 1-1; Lane 1-1; Hogue 1-0; Geraghty 1-0; Juelis 0-1

**ND:** Glatzel 1-3; Bishko 2-0; Harvey 2-0; D. Ulrich 2-0; Young 2-0; T. Ulrich 1-1; Flandina 1-0; Ryan 1-0

	ND	BU
Shots	46	25
Faceoffs Won	17	6
Saves	Howell 8	Sussman 11
	Antol 0	
Ground Balls	41	25
Clears/Fails	30/3	27/6
Man-Up	2 of 4	0 of 2
Penalties	2-1:30	4-3:00

# NCAA CHAMPIONSHIP HISTORY

## 2001 NCAA Championship – Quarterfinals

(5) Notre Dame 13, (4) Johns Hopkins 9  
May 20, 2001 • College Park, Md.

(5) Notre Dame	4	3	1	5	13
(4) Johns Hopkins	3	2	3	1	9

### Scoring (goals-assists) —

**ND:** Glatzel 4-1; Harvey 3-0; Flandina 2-1; Wells 2-0; Bishko 1-1; T. Ulrich 0-2; D. Ulrich 1-0; Ryan 0-1

**JHU:** Benson 3-1; Ford 1-2; Doneger 2-0; Hanna 1-0; McDermott 1-0; Muir 1-0; Boland 0-1; Wedin 0-1

	ND	JHU
Shots	47	29
Faceoffs Won	14	11
Saves	Howell 17	Scherr 13
Ground Balls	28	40
Clears/Fails	18/6	15/5
Man-Up	0 of 5	1 of 1
Penalties	1-1:00	5-3:00

## 2001 NCAA Championship – Semifinals

(1) Syracuse 12, (5) Notre Dame 5  
May 26, 2001 • Piscataway, N.J.

(5) Notre Dame	2	1	1	1	5
(1) Syracuse	4	5	2	1	12

### Scoring (goals-assists) —

**ND:** D. Ulrich 1-2; Harvey 2-0; Frigon 1-0; Young 1-0; T. Ulrich 0-1

**SU:** Springer 6-0; Powell 0-4; Banks 0-3; Soliday 2-0; Vallone 1-0; Wright 1-0; Hogan 1-0; Januszkiewicz 1-0

	ND	SU
Shots	32	33
Faceoffs Won	8	13
Saves	Howell 14	Mulligan 11
Ground Balls	51	65
Clears/Fails	23/8	26/7
Man-Up	0 of 4	0 of 4
Penalties	4-2:30	4-2:30

## 2006 NCAA Championship – First Round

(1) Virginia 14, Notre Dame 10  
May 13, 2006 • Charlottesville, Va.

Notre Dame	1	3	3	3	10
(1) Virginia	3	4	5	2	14

### Scoring (goals-assists) —

**ND:** Hoff 3-0; Hubschmann 2-1; Karwek 2-1; Liva 2-0; Christman 1-1; Walsh 0-3; Driscoll 0-1

**UVA:** Ward 4-1; Dixon 3-1; Glading 2-3; Thompson 1-2; Poskay 1-1; Giannone 1-0; Billings 1-0; Morrissey 1-0; Rubeor 0-2

	ND	UVA
Shots	34	50
Faceoffs Won	16	12
Saves	Kemp 20	Turner 10
Ground Balls	41	53
Clears/Fails	20/3	24/2
Man-Up	3 of 5	1 of 2
Penalties	2-1:30	5-4:00

## 2007 NCAA Championship – First Round

(3) Johns Hopkins 11, Notre Dame 10 (OT)  
May 12, 2007 • Baltimore, Md.

Notre Dame	3	1	3	3	0	10
(3) Johns Hopkins	2	5	2	1	1	11

### Scoring (goals-assists) —

**ND:** Podgajny 4-0, Hubschmann 3-2, Hoff 2-0, Vecchio 1-0, Yeatman 0-2, Leach 0-1

**JHU:** Byrne 3-0, Rabil 2-2, Christopher 2-0, Peyser 1-0, Kimmel 1-0, Boyle 1-0, Dabrowski 1-0, Huntley 0-3, Bryan 0-1

	ND	JHU
Shots	43	36
Faceoffs Won	7	17
Saves	Kemp 8	Schwartzman 14
Ground Balls	35	38
Clears/Fails	17/7	18/2
Man-Up	1 of 3	0 of 0
Penalties	0-0:00	3-2:00

## 2008 NCAA Championship – First Round

(6) Notre Dame 8, Colgate 7 (OT)  
May 11, 2008 • Notre Dame, Ind.

Colgate	3	2	1	1	0	7
(6) Notre Dame	1	1	2	3	1	8

### Scoring (goals-assists) —

**CU:** Kevin Colletuori 2-0, Zack Craumer 1-2, Brandon Corp 1-1, Matt Lalli 1-1, Ian Murphy 1-0, Joshua Back 1-0, Rob Bosco 0-1

**ND:** Alex Wharton 1-1, Ryan Hoff 1-0, Grant Krebs 1-0, Michael Podgajny 1-0, Peter Christman 1-0, Adam Felicetti 1-0, Neal Hicks 1-0, Zach Brenneman 1-0, Dan Gibson 0-1

	CU	ND
Shots	23	40
Faceoffs Won	6	12
Saves	Harrington 18	Kemp 8
Ground Balls	33	22
Clears/Fails	22/4	19/4
Man-Up	1 of 3	1 of 2
Penalties	2-1:00	3-2:00

## 2008 NCAA Championship – Quarterfinals

(3) Syracuse 11, (6) Notre Dame 9  
May 18, 2008 • Ithaca, N.Y.

(6) Notre Dame	1	1	6	1	9
(3) Syracuse	3	3	1	4	11

### Scoring (goals-assists) —

**ND:** Alex Wharton 2-2, Michael Podgajny 2-1, Peter Christman 2-1, Ryan Hoff 1-0, Grant Krebs 1-0, Zach Brenneman 1-0, Duncan Swezey 0-1, Neal Hicks 0-1

**SU:** Dan Hardy 3-1, Steven Brooks 2-0, Mike Leveille 1-2, Kenny Nims 1-1, Matt Abbott 1-1, Greg Niewieroski 1-0, Patrick Perritt 1-0, Stephen Keogh 1-0

	ND	SU
Shots	34	48
Faceoffs Won	7	17
Saves	Kemp 20	Galloway 11
Ground Balls	19	27
Clears/Fails	15/3	13/3
Man-Up	1 of 2	2 of 2
Penalties	2-1:30	2-2:00

# NCAA CHAMPIONSHIP HISTORY

## 2009 NCAA Championship – First Round

### Maryland 7, (7) Notre Dame 3 May 10, 2009 • Notre Dame, Ind.

Maryland	2	2	2	1	7
(7) Notre Dame	1	0	1	1	3

#### Scoring (goals-assists) —

**UM:** Dan Groot 2-0, Grant Catalino 1-0, Jeremy Sieverts 1-0, Rob Morrison 1-0, Adam Sear 1-0, Joe Cummings 1-0, Will Yeatman 0-2, Ryan Young 0-2, Warren Hansen 0-1

**ND:** Grant Krebs 1-0, Zach Brenneman 1-0, Peter Christman 1-0, Neal Hicks 0-1

	UM	ND
<b>Shots</b>	<b>33</b>	<b>34</b>
Faceoffs Won	4	9
Saves	Phipps 9	Rodgers 14
Ground Balls	31	26
Clears/Fails	20/0	10/5
Man-Up	0 of 1	0 of 4
Penalties	4-3:00	1-1:00

## 2010 NCAA Championship – First Round

### Notre Dame 8, (6) Princeton 5 May 16, 2010 • Princeton, N.J.

Notre Dame	1	2	3	2	8
(6) Princeton	1	3	1	0	5

#### Scoring (goals-assists) —

**ND:** David Earl 5-0, Grant Krebs 1-1, Nicholas Beattie 1-0, Andrew Irving 1-0, Neal Hicks 0-1

**PU:** Jack McBride 2-3, Rob Engelke 2-0, Paul Barnes 1-0, Jimmy Davis 0-1

	ND	PU
<b>Shots</b>	<b>31</b>	<b>37</b>
Faceoffs Won	8	8
Saves	Rodgers 14	Fiorito 11
Ground Balls	25	33
Clears/Fails	17/2	16/3
Man-Up	0 of 3	0 of 1
Penalties	1-0:30	3-2:00

## 2010 NCAA Championship – Quarterfinals

### Notre Dame 7, (3) Maryland 5 May 22, 2010 • Princeton, N.J.

Notre Dame	4	1	2	0	7
(3) Maryland	1	2	1	1	5

#### Scoring (goals-assists) —

**ND:** Sean Rogers 3-0, Nicholas Beattie 1-0, Grant Krebs 1-0, Max Pfeifer 1-0, David Earl 1-0, Neal Hicks 0-1, Zach Brenneman 0-1, Mike Creighton 0-1

**UM:** Travis Reed 1-1, Jake Bernhard 1-0, Joe Cummings 1-0, Scott Larue 1-0, John Haus 1-0, Will Yeatman 0-1, Ryan Young 0-1

	ND	UM
<b>Shots</b>	<b>28</b>	<b>33</b>
Faceoffs Won	10	5
Saves	Rodgers 8	Phipps 13
Ground Balls	31	24
Clears/Fails	24/2	23/2
Man-Up	1 of 2	0 of 1
Penalties	2-1:30	3-2:30

## 2010 NCAA Championship – Semifinals

### Notre Dame 12, (7) Cornell 7 May 29, 2010 • Baltimore, Md.

Notre Dame	3	3	2	4	12
(7) Cornell	1	2	2	2	7

#### Scoring (goals-assists) —

**ND:** Neal Hicks 4-0, Zach Brenneman 3-0, Sean Rogers 1-1, Grant Krebs 1-0, Adam Felicetti 1-0, Andrew Irving 1-0, Steve Murphy 1-0, Nicholas Beattie 0-1, David Earl 0-1, Colin Igoe 0-1

**CU:** Steven Mock 3-0, Ryan Hurley 2-1, Ross Gillum 1-1, Roy Lang 1-0, Rob Pannell 0-2, David Lau 0-2, Jack Dudley 0-1

	ND	CU
<b>Shots</b>	<b>32</b>	<b>40</b>
Faceoffs Won	11	12
Saves	Rodgers 16	Fiore 10
Ground Balls	31	39
Clears/Fails	19/5	18/0
Man-Up	2 of 4	1 of 3
Penalties	3-2:00	5-3:00

## 2010 NCAA Championship – Final

### (5) Duke 6, Notre Dame 5 (OT) May 31, 2010 • Baltimore, Md.

Notre Dame	2	0	2	1	0	5
(5) Duke	2	1	1	1	1	6

#### Scoring (goals-assists) —

**ND:** Zach Brenneman 3-0, David Earl 1-2, Sean Rogers 1-1

**DU:** Zach Howell 2-1, Steve Schoeffel 2-0, Justin Turri 1-0, C.J. Costabile 1-0, Max Quinzani 0-1, Ned Crotty 0-1

	ND	DU
<b>Shots</b>	<b>31</b>	<b>33</b>
Faceoffs Won	8	7
Saves	Rodgers 15	Wigrizer 5
Ground Balls	22	26
Clears/Fails	12/4	14/1
Man-Up	0 of 2	0 of 1
Penalties	1-0:30	2-1:00

## 2011 NCAA Championship – First Round

### (4) Notre Dame 13, Penn 6 May 14, 2011 • Notre Dame, Ind.

Penn	2	3	0	1	6
(4) Notre Dame	4	4	2	3	13

#### Scoring (goals-assists) —

**UP:** Dan Savage 1-1, Rob Fitzpatrick 1-0, Al Kohart 1-0, John Conneely 1-0, Will Amling 1-0, Morgan Griff 1-0

**ND:** Colin Igoe 3-1, Zach Brenneman 2-1, Nicholas Beattie 2-0, Westy Hopkins 2-0, Pat Cotter 2-0, Steve Murphy 1-1, Sean Rogers 1-0, Bobby Smith 0-2, Ryan Foley 0-1, David Earl 0-1, Eric Keppeler 0-1, Max Pfeifer 0-1

	UP	ND
<b>Shots</b>	<b>24</b>	<b>41</b>
Faceoffs Won	6	17
Saves	Freeney 14	Kemp 9
Ground Balls	23	27
Clears/Fails	20/0	20/1
Man-Up	0 of 2	1 of 2
Penalties	2-1:00	2-1:30

# NCAA CHAMPIONSHIP HISTORY

## 2011 NCAA Championship – Quarterfinals

(5) Duke 7, (4) Notre Dame 5  
May 22, 2011 • Foxborough, Mass.

(5) Duke	1	2	1	3	7
(4) Notre Dame	3	0	1	1	5

### Scoring (goals-assists) —

**DU:** Justin Turri 2-0, Christian Walsh 1-1, David Lawson 1-1, Robert Rotanz 1-0, Jordan Wolf 1-0, Tucker Virtue 1-0

**ND:** Westy Hopkins 3-0, Max Pfeifer 1-1, Eric Keppeler 1-0, Sean Rogers 0-1, Zach Brenneman 0-1, Colin Igoe 0-1

	DU	ND
Shots	28	34
Faceoffs Won	5	11
Saves	Wigrizer 14	Kemp 8
Ground Balls	18	27
Clears/Fails	15/2	9/0
Man-Up	0 of 2	1 of 2
Penalties	2-1:30	2-1:00

## 2012 Championship – First Round

(4) Notre Dame 13, Yale 7  
May 13, 2012 • Notre Dame, Ind.

Yale	2	2	1	2	7
(4) Notre Dame	4	2	4	3	13

### Scoring (goals-assists) —

**YU:** Deron Dempster 4-0, Brandon Mangan 2-0, Matt Gibson 1-4, Mark Dobrosky 0-1

**ND:** Jim Marlatt 3-2, Sean Rogers 2-1, Conor Doyle 2-0, Max Pfeifer 1-2, Ryan Foley 1-1, Westy Hopkins 1-0, Nicholas Beattie 1-0, Will Corrigan 1-0, Jack Near 1-0, Pat Cotter 0-2

	YU	ND
Shots	37	23
Faceoffs Won	14	9
Saves	Meyer 4 Natale 0	Kemp 12
Ground Balls	39	31
Clears/Fails	13/3	20/1
Man-Up	1 of 4	1 of 2
Penalties	3-2:00	4-2:00

## 2012 NCAA Championship – Quarterfinals

(4) Notre Dame 12, (5) Virginia 10  
May 20, 2012 • Chester, Pa.

(5) Virginia	3	1	2	4	10
(4) Notre Dame	3	3	0	6	12

### Scoring (goals-assists) —

**UVA:** Steele Stanwick 2-5, Chris Bockett 2-0, Rob Emery 2-0, Colin Briggs 2-0, Matt White 1-2, Owen Van Arsdale 1-0, Pat Harbeson 0-1, Chris LaPierre 0-1

**ND:** Max Pfeifer 3-1, Steve Murphy 2-2, Sean Rogers 2-0, Eric Keppeler 1-1, Westy Hopkins 1-0, Conor Doyle 1-0, Ryan Foley 1-0, Bobby Smith 1-0, Jim Marlatt 0-1, Tyler Kimball 0-1

	UVA	ND
Shots	38	35
Faceoffs Won	13	13
Saves	Fortunato 8	Kemp 14
Ground Balls	31	34
Clears/Fails	16/0	14/1
Man-Up	0 of 1	0 of 3
Penalties	1-1:00	3-2:30

## 2012 NCAA Championship – Semifinals

(1) Loyola 7, (4) Notre Dame 5  
May 26, 2012 • Foxborough, Mass.

(4) Notre Dame	1	2	0	2	5
(1) Loyola	2	3	2	0	7

### Scoring (goals-assists) —

**ND:** Westy Hopkins 2-0, Sean Rogers 1-0, Jim Marlatt 1-0, Nicholas Beattie 1-0, Matt Miller 0-1, Alex Eaton 0-1, Liam O'Connor 0-1

**LU:** Eric Lusby 5-1, Davis Butts 1-0, Josh Hawkins 1-0, Mike Sawyer 0-1, Justin Ward 0-1, Chris Layne 0-1

	ND	LU
Shots	28	28
Faceoffs Won	13	1
Saves	Kemp 13	Runkel 15
Ground Balls	28	25
Clears/Fails	15/3	19/1
Man-Up	1 of 2	0 of 3
Penalties	3-3:00	2-1:30

## 2013 NCAA Championship – First Round

(2) Notre Dame 9, Detroit 7  
May 11, 2013 • Notre Dame, Ind.

Detroit	2	3	2	0	7
(2) Notre Dame	0	1	2	6	9

### Scoring (goals-assists) —

**UD:** Brandon Bearegard 3-0, Alex Maini 2-2, Mike Birney 1-1, Tom Masterson 1-0, Scott Drummond 0-1, Thomas Sible 0-1

**ND:** Matt Kavanagh 4-0, Sean Rogers 2-2, Conor Doyle 2-0, Ryan Foley 1-0, Jim Marlatt 0-1

	UD	ND
Shots	27	30
Faceoffs Won	10	9
Saves	Levell 10	Kemp 10
Ground Balls	32	30
Clears/Fails	17/6	18/0
Man-Up	0 of 1	0 of 2
Penalties	2-1:00	1-1:00

## 2013 NCAA Championship – Quarterfinals

(7) Duke 12, (2) Notre Dame 11  
May 19, 2013 • Indianapolis, Ind.

(7) Duke	3	3	3	3	12
(2) Notre Dame	2	4	3	2	11

### Scoring (goals-assists) —

**DU:** David Lawson 5-0, Josh Dionne 3-0, Jake Tripucka 1-1, Case Mathews 1-0, Christian Walsh 1-0, Deemer Class 1-0, Jordan Wolf 0-4

**ND:** Matt Kavanagh 3-3, Conor Doyle 3-0, Jim Marlatt 2-2, Sean Rogers 1-2, Steve Murphy 1-1, Tyler Kimball 1-0, Jack Near 0-1

	DU	ND
Shots	43	32
Faceoffs Won	16	10
Saves	Turri 4	Kemp 13
Ground Balls	31	21
Clears/Fails	19/0	18/5
Man-Up	0 of 0	3 of 4
Penalties	4-2:30	0-0:00

# NCAA CHAMPIONSHIP HISTORY

## 2014 NCAA Championship – First Round

(6) Notre Dame 13, Harvard 5  
May 10, 2014 • Notre Dame, Ind.

Harvard	0	2	2	1	5
(6) Notre Dame	3	4	1	5	13

### Scoring (goals-assists) —

**HU:** Deke Burns 2-0, Will Walker 1-1, Devin Dwyer 1-0, Ian Ardrey 1-0, Carl Zimmerman 0-1, Jack Breit 0-1, Daniel Eipp 0-1

**ND:** John Scioscia 4-0, Matt Kavanagh 2-3, Conor Doyle 2-0, Sergio Perkovic 2-0, Will Corrigan 1-0, Jack Near 1-0, Bobby Gray 1-0, Jim Marlatt 0-2, Pat Cotter 0-1

	HU	ND
Shots	35	33
Faceoffs Won	8	13
Saves	Gambitsky 5	Kelly 17
Ground Balls	34	28
Clears/Fails	19/3	21/1
Man-Up	1 of 7	3 of 8
Penalties	8-4:30	7-5:00

## 2014 NCAA Championship – Final

(1) Duke 11, (6) Notre Dame 9  
May 26, 2014 • Baltimore, Md.

(6) Notre Dame	0	1	3	5	9
(1) Duke	2	3	3	3	11

### Scoring (goals-assists) —

**ND:** Sergio Perkovic 5-0, Matt Kavanagh 2-1, John Scioscia 1-0, Ben Pridemore 1-0, Conor Doyle 0-1, Will Corrigan 0-1, Liam O'Connor 0-1

**DU:** Jordan Wolf 2-4, Myles Jones 2-1, Kyle Keenan 2-0, Deemer Class 2-0, Christian Walsh 1-1, Will Haus 1-0, Thomas Zenker 1-0, Jack Bruckner 0-1

	ND	DU
Shots	32	36
Faceoffs Won	10	13
Saves	Kelly 12	Aaron 9
Ground Balls	25	32
Clears/Fails	17/2	20/3
Man-Up	1 of 3	1 of 2
Penalties	2-1:00	3-1:30

## 2014 NCAA Championship – Quarterfinals

(6) Notre Dame 14, Albany 13 (OT)  
May 17, 2014 • Hempstead, N.Y.

Albany	3	2	5	3	0	13
(6) Notre Dame	4	2	1	6	1	14

### Scoring (goals-assists) —

**UA:** Lyle Thompson 3-3, Miles Thompson 3-1, Ty Thompson 2-0, Doug Eich 1-1, Ryan Feuerstein 1-0, John Maloney 1-0, Will Stenberg 1-0, Matthew Bertrams 1-0

**ND:** Matt Kavanagh 3-0, Conor Doyle 2-3, John Scioscia 2-0, Sergio Perkovic 2-0, Westy Hopkins 2-0, Nick Ossello 2-0, Trevor Brosco 1-0, Eddy Lubowicki 0-1, Jack Near 0-1

	UA	ND
Shots	32	47
Faceoffs Won	10	21
Saves	Riorden 14	Kelly 6
Ground Balls	24	39
Clears/Fails	12/4	9/0
Man-Up	0 of 2	1 of 1
Penalties	1-1:00	2-1:00

## 2015 NCAA Championship – First Round

(1) Notre Dame 12, Towson 10  
May 9, 2015 • Notre Dame, Ind.

Towson	2	4	2	2	10
(1) Notre Dame	1	4	5	2	12

### Scoring (goals-assists) —

**TOW:** Mike Lynch 2-0, Greg Cuccinello 2-0, Tyler Konen 2-0, Max Siskind 1-1, Spencer Parks 1-1, Joe Seider 1-0, Ryan Drenner 1-0, Justin Mabus 0-2

**ND:** Conor Doyle 3-2, Nick Ossello 2-2, Sergio, Will Corrigan 2-0, Perkovic 1-0, Jim Marlatt 1-0, P.J. Finley 1-0, Eddy Lubowicki 1-0, Nick Koshansky 1-0

	TOW	ND
Shots	34	47
Faceoffs Won	7	19
Saves	White 12	Doss 8
Ground Balls	23	46
Clears/Fails	19/4	9/2
Man-Up	1 of 3	1 of 4
Penalties	4-2:00	3-2:00

## 2014 NCAA Championship – Semifinals

(6) Notre Dame 11, (7) Maryland 6  
May 24, 2014 • Baltimore, Md.

(7) Maryland	2	2	1	1	6
(6) Notre Dame	4	2	4	1	11

### Scoring (goals-assists) —

**UM:** Joe LoCascio 2-0, Mike Chanenchuk 1-1, Jay Carlson 1-0, Connor Cannizzaro 1-0, Henry West 1-0

**ND:** Matt Kavanagh 5-2, John Scioscia 2-0, Nick Ossello 2-0, Conor Doyle 1-3, Pat Cotter 1-0, Sergio Perkovic 0-1, Tyler Brenneman 0-1, Jack Near 0-1

	UM	ND
Shots	38	34
Faceoffs Won	15	6
Saves	Amato 10	Kelly 14
Ground Balls	27	29
Clears/Fails	17/5	18/2
Man-Up	0 of 2	0 of 2
Penalties	2-1:00	2-1:00

## 2015 NCAA Championship – Quarterfinals

(1) Notre Dame 14, Albany 10  
May 16, 2015 • Denver, Colo.

Albany	2	2	5	1	10
(1) Notre Dame	2	6	0	6	14

### Scoring (goals-assists) —

**UA:** Connor Fields 6-0, Lyle Thompson 1-4, Seth Oakes 1-1, Tim Cox 1-0, Kyle McClancy 1-0, Matt Garziano 0-2

**ND:** Sergio Perkovic 4-1, Conor Doyle 3-1, Nick Ossello 2-0, Jack Near 1-1, Jim Marlatt 1-1, Matt Kavanagh 1-0, Mikey Wynne 1-0, Will Corrigan 1-0

	AU	ND
Shots	33	48
Faceoffs Won	10	18
Saves	Riorden 14	Doss 10
Ground Balls	42	42
Clears/Fails	25/6	17/2
Man-Up	0 of 2	1 of 1
Penalties	1/0:30	2/2:30

# NCAA CHAMPIONSHIP HISTORY

## 2015 NCAA Championship – Semifinals

(4) Denver 11, (1) Notre Dame 10 (OT)

May 23, 2015 • Philadelphia, Pa.

(4) Denver	2	2	2	4	1	11
(1) Notre Dame	2	1	1	6	0	10

### Scoring (goals-assists) —

**DU:** Wesley Burg 3-0, Tyler Pace 2-1, Zach Miller 2-1, Jack Bobzein 1-1, Connor Cannizzaro 1-0, Erik Adamson 1-0, Mike Riis 1-0, Sean Cannizzaro 0-1

**ND:** Sergio Perkovic 5-0, Nick Ossello 2-0, Will Corrigan 1-2, Conor Doyle 1-0, Jim Marlatt 1-0, Matt Kavanagh 0-1, Eddy Lubowicki 0-1, Ben Pridemore 0-1, Mikey Wynne 0-1

	DU	ND
Shots	42	41
Faceoffs Won	15	9
Saves	Laplante 13	Doss 11
Ground Balls	37	40
Clears/Fails	13/4	11/2
Man-Up	1 of 1	1 of 2
Penalties	2/2:00	1/0:30

## 2017 NCAA Championship – First Round

(4) Notre Dame 15, Marquette 9

May 14, 2017 • Notre Dame, Ind.

Marquette	1	3	3	2	9
(4) Notre Dame	3	4	5	3	15

### Scoring (goals-assists) —

**MU:** John Wagner 3-0, Andy Demichiei 2-1, Ryan McNamara 2-1, Tanner Thompson 1-3, Joseph Dunn 1-0, Cole Blazer 0-1

**ND:** Brendan Gleason 5-1, Brendan Collins 4-0, Mikey Wynne 2-0, Ryder Garnsey 1-2, Bryan Costabile 1-1, Brian Willetts 1-0, Timmy Phillips 1-0, Sergio Perkovic 0-1, P.J. Finley 0-1

	MU	ND
Shots	35	35
Faceoffs Won	19	9
Saves	Blazer 8	Doss 12
Ground Balls	38	28
Clears/Fails	16/4	16/5
Man-Up	0 of 4	0 of 1
Penalties	1-1:00	4-2:30

## 2016 NCAA Championship – First Round

(3) Notre Dame 15, Air Force 7

May 14, 2016 • Notre Dame, Ind.

Air Force	2	2	1	2	7
(3) Notre Dame	3	6	4	2	15

### Scoring (goals-assists) —

**AF:** Nick Hruby 2-0, Chris Walsch 2-0, Cameron Carter 0-1, Danny Brown 1-1, Christopher Allen 1-0, Marcus Ward 1-0, Zach Payne 0-1

**ND:** Mikey Wynne 5-1, Matt Kavanagh 1-2, Ryder Garnsey 3-1, Sergio Perkovic 1-1, Trevor Brosco 1-1, Brendan Collins 1-4, Eddy Lubowicki 1-1, Timmy Phillips 1-0, Kyle Trolley 1-0

	AF	ND
Shots	30	37
Faceoffs Won	9	17
Saves	Gouchoe7	Doss 8 Kelly 3
Ground Balls	17	28
Clears/Fails	12/2	14/2
Man-Up	0 of 2	3 of 4
Penalties	4/4:00	2/2:00

## 2017 NCAA Championship – Quarterfinals

(5) Denver 16, (4) Notre Dame 4

May 20, 2017 • Hempstead, N.Y.

(5) Denver	2	6	5	3	16
(4) Notre Dame	1	0	1	2	4

### Scoring (goals-assists) —

**DU:** Austin French 4-1, Ethan Walker 3-3, Tyler Pace 3-0, Conner Cannizzaro 2-2, Colton Jackson 1-0, Trevor Baptiste 1-0, Colin Rutan 1-0, Nate Marano 1-0, Connor Donahue 0-1, Danny Logan 0-1, Zach Runberg 0-1

**ND:** Mikey Wynne 3-0, Sergio Perkovic 1-1, Ryder Garnsey 0-1

	DU	ND
Shots	39	16
Faceoffs Won	21	2
Saves	Ready 4	Doss 7
Ground Balls	37	12
Clears/Fails	18/2	17/2
Man-Up	2 of 4	0 of 2
Penalties	2-2:00	4-2:30

## 2016 NCAA Championship – Quarterfinals

North Carolina 13, (3) Notre Dame 9

May 22, 2016 • Columbus, Ohio

North Carolina	3	3	5	2	13
(3) Notre Dame	2	0	1	6	9

### Scoring (goals-assists) —

**NC:** Steve Pontrello 4-2, Luke Goldstock 2-0, Chris Cloutier 3-3, Patrick Kelly 1-0, Michael Tagliaferri 2-0, Timmy Kelly 1-1, Stephen Kelly 0-1

**ND:** Ryder Garnsey 1-1, Mikey Wynne 4-0, Matt Kavanagh 2-0, Brendan Collins 1-0, Eddy Lubowicki 0-1, Drew Schantz 1-1

	NC	ND
Shots	34	43
Faceoffs Won	17	8
Saves	Balkam 14	Doss 10
Ground Balls	26	23
Clears/Fails	18/7	12/1
Man-Up	1 of 2	1 of 4
Penalties	4/3:00	3/3:30

## 2018 NCAA Championship – First Round

Denver 9, (7) Notre Dame 7

May 13, 2018 • Notre Dame, Ind.

Denver	2	3	1	3	9
(3) Notre Dame	1	2	3	1	7

### Scoring (goals-assists) —

**DN:** Austin French 3-3, Ethan Walker 3-1, Colton Jackson 2-0, Colton McCaffrey 1-1, Joe Reid 0-1

**ND:** Ryder Garnsey 4-0, Bryan Costabile 2-0, Mikey Wynne 1-0, Pierre Byrne 0-1, Wheaton Jackoboe 0-1, Timmy Phillips 0-1, Brian Willetts 0-1

	DN	ND
Shots	31	29
Faceoffs Won	14	6
Saves	Ready 10	Schmidt 3
Ground Balls	24	25
Clears/Fails	13/4	13/2
Man-Up	0 of 2	2 of 4
Penalties	5/3:00	2/1:30

# NCAA CHAMPIONSHIP HISTORY

## 2019 NCAA Championship – First Round

(7) Notre Dame 16, Johns Hopkins 9  
May 12, 2019 • Notre Dame, Ind.

Johns Hopkins	1	1	5	2	9
(4) Notre Dame	6	4	3	3	15

### Scoring (goals-assists) —

**JHU:** Joey Epstein 3-1, Forry Smith 3-0, Cole Williams 2-1, Kyle Marr 1-0  
**ND:** Morrison Mirer 4-0, Bryan Costabile 3-1, Ryder Garmsey 3-1, Quinn McCahon 1-3, Brian Willetts 1-1, Charles Leonard 1-1, Connor Morin 1-1, Brendan Gleason 1-0, Nick Stinn 1-0

	JHU	ND
Shots	35	38
Faceoffs Won	12	17
Saves	Giacolone 9, Darby 3	Schmidt 9
Ground Balls	25	34
Clears/Fails	12/3	17/2
Man-Up	0 of 2	3 of 3
Penalties	3-3:00	2-1:30

## 2019 NCAA Championship – Quarterfinals

(2) Duke 14, (7) Notre Dame 13 (OT)  
May 18, 2019 • Hempstead, N.Y.

(7) Notre Dame	1	4	3	5	0	13
(2) Duke	4	3	4	2	1	14

### Scoring (goals-assists) —

**ND:** Ryder Garmsey 4-2, Bryan Costabile 2-2, Brian Willetts 3-0, Brendan Gleason 2-0, John Hallenbeck 1-1, Wheaton Jackoboice 1-0, Quinn McCahon 0-1, Timmy Phillips 0-1  
**DU:** Nakeie Montgomery 1-4, CJ Carpenter 3-1, Joe Robertson 3-0, Jake Seau 1-2, Sean Lowrie 2-0, Joey Manown 2-0, Kevin Quigley 1-0, Brad Smith 1-0

	ND	DU
Shots	42	40
Faceoffs Won	15	15
Saves	Schmidt 11	Uppgren 9
Ground Balls	25	30
Clears/Fails	18/3	26/1
Man-Up	3 of 4	1 of 3
Penalties	3-1:30	4-3:00

## 2021 NCAA Championship – First Round

(6) Notre Dame 10, Drexel 8  
May 15, 2021 • Denver, Co.

Drexel	2	1	4	1	8
(6) Notre Dame	4	3	1	2	10

### Scoring (goals-assists) —

**DU:** Reid Bowering 4-0, Sean Donnelly 1-1, Jack Mulcahy 1-1, Aidan Coll 1-0, Ryan Genord 1-0  
**ND:** Wheaton Jackoboice 3-0, Pat Kavanagh 2-0, Morrison Mirer 2-0, Will Yorke 1-1, Sean Leahy 1-0, David Lipka 1-0, Eric Dobson 0-1, Ryan Hallenbeck 0-1

	DU	ND
Shots	42	47
Faceoffs Won	7	15
Saves	Entenmann 17	Blumenthal 15
Ground Balls	34	37
Clears/Fails	17/3	18/3
Man-Up	0 of 2	0 of 3
Penalties	3-2:30	2-1:30

## 2021 NCAA Championship – Quarterfinals

(3) Maryland 14, (6) Notre Dame 13 (OT)  
May 23, 2021 • Notre Dame, Ind.

(6) Notre Dame	1	6	4	2	0	13
(3) Maryland	5	2	2	4	1	14

### Scoring (goals-assists) —

**ND:** Wheaton Jackoboice 4-0, Griffin Westlin 1-3, Eric Dobson 2-1, Pat Kavanagh 1-2, Will Yorke 2-0, Sean Leahy 2-0, David Lipka 1-0, Quinn McCahon 0-1

**UM:** Jared Bernhardt 5-0, Logan Wisnaukas 3-1, Anthony DeMaio 1-3, Griffin Brown 2-1, Daniel Maltz 1-1, Bubba Fairman 1-0, Kyle Long 1-0, Luke Wierman 0-1

	ND	UM
Shots	40	42
Faceoffs Won	20	10
Saves	Entenmann 16	McNaney 10
Ground Balls	36	30
Clears/Fails	15/3	19/3
Man-Up	1 of 2	2 of 3
Penalties	3-3:00	2-1:30

## 2023 NCAA Championship – First Round

(3) Notre Dame 20, Utah 7  
May 13, 2023 • Notre Dame, Ind.

Utah	0	3	2	2	7
(3) Notre Dame	8	4	4	4	20

### Scoring (goals-assists) —

**ND:** Pat Kavanagh 3-4, Jake Taylor 5-0, Chris Kavanagh 2-1, Griffin Westlin 2-1, Reilly Gray 3-0, Jack Simmons 0-2, Jeffery Ricciardelli 1-0, Fulton Bayman 1-0, Ben Ramsey 1-0, Jalen Seymour 1-0, Ross Burgmaster 1-0, Brian Tevlin 0-1, Carter Parlette 0-1, Will Donovan 0-1

**UTAH:** Jared Andrealo 3-0, Ryan Stines 1-0, Tyler Bradbury 1-0, Carson Moyer 1-0, Trey Akabane 1-0, Josh Rose 0-1, Ruben Santana 0-1

	ND	UTAH
Shots	49	37
Faceoffs Won	22	9
Saves	Entenmann 13	Lenskold 7
Ground Balls	40	27
Clears/Fails	22/1	22/2
Man-Up	0 of 0	0 of 1
Penalties	1-1:00	0-0:00

## 2023 NCAA Championship – Quarterfinals

(3) Notre Dame 12, (6) Johns Hopkins 9  
May 21, 2023 • Annapolis, Md.

(6) Johns Hopkins	3	1	2	3	9
(3) Notre Dame	4	3	3	2	12

### Scoring (goals-assists) —

**ND:** Chris Kavanagh 3-1, Jack Simmons 3-1, Jake Taylor 3-0, Eric Dobson 1-2, Jalen Seymour 2-0, Pat Kavanagh 0-1, Jeffery Ricciardelli 0-1

**JHU:** Russell Melendenz 2-0, Garrett Degnon 2-0, Matt Collison 2-0, Johnathan Peshko 2-0, Jacob Angelus 0-2, Nick Kaufman 1-0, Jakson Raposo 0-1, Brooks English 0-1

	ND	JHU
Shots	43	31
Faceoffs Won	8	16
Saves	Entenmann 10	Marclie 6
Ground Balls	25	27
Clears/Fails	19/2	14/3
Man-Up	1 of 2	0 of 1
Penalties	1-1:00	3-3:00

# NCAA CHAMPIONSHIP HISTORY

## 2023 NCAA Championship – Semifinals

### (3) Notre Dame 13, (2) Virginia 12 (OT) May 27, 2023 • Philadelphia, Pa.

(3) Notre Dame	4	2	2	4	1	13
(2) Virginia	3	3	3	3	0	12

#### Scoring (goals-assists) —

**ND:** Eric Dobson 4-1, Pat Kavanagh 2-1, Jack Simmons 2-1, Jake Taylor 2-0, Brian Tevlin 1-1, Chris Kavanagh 1-0, Ben Ramsey 1-0

**Virginia:** Connor Shellenberger 3-3, Patrick McIntosh 2-1, Thomas McConvey 1-2, Xander Dickson 1-0, Payton Cormier 1-0, Griffin Schutz 1-0, Petey LaSalla 1-0, Grayson Sallade 1-0, Peter Garno 1-0

	ND	UVA
Shots	49	37
Faceoffs Won	16	12
Saves	Entenmann 11	Nunes 17
Ground Balls	42	30
Clears/Fails	20/1	26/1
Man-Up	0 of 3	0 of 0
Penalties	0-0:00	3-2:30

## 2023 NCAA Championship – Final

### (3) Notre Dame 13, (1) Duke 9 May 29, 2023 • Philadelphia, Pa.

(3) Notre Dame	3	3	3	4	13
(1) Duke	1	0	6	2	9

#### Scoring (goals-assists) —

**ND:** Jake Taylor 2-1, Chris Kavanagh 2-1, Jack Simmons 1-2, Eric Dobson 2-0, Quinn McCahon 2-0, Jeffery Ricciardelli 2-0, Brian Tevlin 2-0, Pat Kavanagh 0-1, Jalen Seymour 0-1

**DU:** Garrett Leadmon 2-1, Brennan O'Neill 1-1, Owen Caputo 1-1, Dyson Williams 1-0, Charles Balsamo 1-0, Aidan Danenza 1-0, Jake Caputo 1-0, Jack Gray 1-0, Andrew McAdurey 0-1

	ND	DU
Shots	40	47
Faceoffs Won	14	10
Saves	Entenmann 18	Helm 10
Ground Balls	37	36
Clears/Fails	15/3	23/1
Man-Up	1 of 4	1 of 4
Penalties	4-2:00	3-4:00

## 2024 NCAA Championship – First Round

### (1) Notre Dame 14, UAlbany 9 May 12, 2024 • Notre Dame, Ind.

UAlbany	1	4	1	3	9
(1) Notre Dame	2	2	5	5	14

#### Scoring (goals-assists) —

**ND:** Pat Kavanagh 3-2, Chris Kavanagh 1-4, Devon McLane 4-0, Jake Taylor 3-0, Reilly Gray 1-1, Eric Dobson 0-2, Jordan Faison 1-0, Max Busenkell 1-0, Will Angrick 0-1, Marco Napolitano 0-1

**UALBANY:** Silas Richmond 1-3, Ryan Doherty 3-0, Amos Whitcomb 1-1, Graydon Hogg 1-1, Ben Wimmer 1-0, Jackson Palumb 1-0, Parker Emmett 1-0

	ND	UA
Shots	34	31
Faceoffs Won	18	9
Saves	Entenmann 6	Whitney 10
Ground Balls	35	22
Clears/Fails	16/3	17/4
Man-Up	0 of 0	3 of 5
Penalties	3-4:30	0-0:00

## 2024 NCAA Championship – Quarterfinals

### (1) Notre Dame 16, (8) Georgetown 11 May 18, 2024 • Hempstead, N.Y.

(8) Georgetown	1	1	2	7	11
(1) Notre Dame	3	4	4	5	16

#### Scoring (goals-assists) —

**ND:** Chris Kavanagh 5-3, Pat Kavanagh 3-1, Devon McLane 2-0, Eric Dobson 1-0, Jordan Faison 1-0, Marco Napolitano 1-0, Fulton Bayman 1-0, Reilly Gray, 1-0, Will Lynch 1-0, Jake Taylor 0-1, Max Busenkell 0-1, Will Angrick 0-1, Liam Entenmann 0-1

**GU:** Graham Bundy Jr. 5-0, Alexander Vardaro 2-3, Jack Schubert 2-0, Aidan Carroll 1-1, TJ Haley 0-2, Patrick Crogan 0-1, Chase Llewellyn 1-0

	ND	GU
Shots	43	33
Faceoffs Won	23	8
Saves	Entenmann 8	Moore 8
Ground Balls	30	23
Clears/Fails	14/1	17/3
Man-Up	1 of 1	0 of 0
Penalties	0-0:00	1-0:30

## 2024 NCAA Championship – Semifinals

### (1) Notre Dame 13, (4) Denver 6 May 25, 2024 • Philadelphia, Pa.

(4) Denver	1	3	1	1	6
(1) Notre Dame	3	2	4	4	13

#### Scoring (goals-assists) —

**ND:** Pat Kavanagh 3-2, Chris Kavanagh 3-1, Devon McLane 3-0, Eric Dobson 1-1, Jake Taylor 1-0, Jordan Faison 1-0, Nick Harris 1-0, Bryce Walker 0-1, Will Angrick 0-1, Will Lynch 0-1

**DU:** Michael Lampert 2-0, Richie Connell 2-0, Joshua Carlson 1-0, Stephen Avery 1-0, Cody Malawsky 0-1, Mic Kelly 0-1

	ND	DU
Shots	35	30
Faceoffs Won	18	5
Saves	Entenmann 12	Kleban 10
Ground Balls	44	24
Clears/Fails	18/1	22/2
Man-Up	0 of 1	0 of 0
Penalties	0-0:00	1-1:00

## 2024 NCAA Championship – Final

### (1) Notre Dame 15, (7) Maryland 5 May 27, 2024 • Philadelphia, Pa.

(7) Maryland	3	1	1	0	5
(1) Notre Dame	5	5	4	1	15

#### Scoring (goals-assists) —

**ND:** Pat Kavanagh 0-6, Chris Kavanagh 5-0, Max Busenkell 1-2, Jake Taylor 2-0, Eric Dobson 1-1, Will Angrick 1-1, Jordan Faison 1-0, Devon McLane 1-0, Fisher Finley 1-0, Reilly Gray 1-0, Jalen Seymour 1-0

**UM:** Eric Malever 1-2, Daniel Kelly 2-0, Ryan Siracusa 1-1, Jack Koras 1-1, Daniel Maltz 0-1

	ND	UM
Shots	42	35
Faceoffs Won	7	17
Saves	Entenmann 16	McNaney 10
Ground Balls	29	34
Clears/Fails	26/1	19/3
Man-Up	0 of 1	1 of 2
Penalties	2-2:00	1-0:30

# NCAA CHAMPIONSHIP HISTORY

## 2025 NCAA Championship – First Round

### Notre Dame 15, (4) Ohio State 6 May 10, 2025 • Columbus, Ohio

Notre Dame	1	6	4	4	15
(4) Ohio State	2	2	1	1	6

#### Scoring (goals-assists) —

**ND:** Chris Kavanagh 3-2, Jake Taylor 3-1, Will Angrick 2-1, Devon McLane 1-1, Max Busenkell 1-1, Jordan Faison 1-0, Jeffery Ricciardelli 1-0, Chris Reinhardt 1-0, Brock Behrman 1-0, Ben Ramsey 1-0, Jalen Seymour 0-1, Will Donovan 0-1

**OHIO STATE:** Alex Marinier 4-0, Garrett Haas 2-1, Liam White 0-1, Gannon Matthews 0-1, Griffin Turner 0-1

	ND	OSU
Shots	43	28
Faceoffs Won	18	7
Saves	Ricciardelli 15	Fyock 15
Ground Balls	40	20
Clears/Fails	25/5	21/4
Man-Up	2 of 2	1 of 3
Penalties	3-1:30	2-2:00

## 2026 NCAA Championship – Quarterfinals

### (2) Notre Dame 15, Johns Hopkins 9 May 16, 2026 • Hempstead, N.Y.

Johns Hopkins	3	3	1	2	9
(2) Notre Dame	2	4	5	4	15

#### Scoring (goals-assists) —

**ND:** Josh Yago 4-3, Matt Jeffery 2-3, Brock Behrman 2-1, Luke Miller 2-1, Will Angrick 1-1, Will Maheras 2-0, Christian Alacqua 1-0, Brady Pokorny 1-0, Jalen Seymour 0-1

**JHU:** Hunter Chauvette 2-2, Matt Collison 2-1, Chuck Rawson 1-1, Charlie Iler 2-0, Brooks English 0-2, Erik Chick 1-0, Jameson Smit 1-0, David Disque 0-1

	ND	JHU
Shots	41	26
Faceoffs Won	15	11
Saves	Ricciardelli 8	Gelinas 9
Ground Balls	37	22
Clears/Fails	26/1	21/2
Man-Up	1 of 3	0 of 3
Penalties	4-3:00	6-5:30

## 2025 NCAA Championship – Quarterfinals

### (5) Penn State 14, Notre Dame 12 May 17, 2025 • Annapolis, Md.

Notre Dame	3	5	4	0	12
(5) Penn State	2	1	6	5	14

#### Scoring (goals-assists) —

**ND:** Chris Kavanagh 3-2, Devon McLane 3-2, Jalen Seymour 1-2, Jake Taylor 2-0, Luke Miller 1-1, Will Maheras 1-1, Jordan Faison 0-2, Shawn Lyght 0-1, Ben Ramsey 0-1

**PSU:** Matt Traynor 6-1, Ethan Long 3-1, Kyle Lehman 3-0, Liam Matthews 1-1, Hunter Aquino 1-1

	ND	PSU
Shots	40	38
Faceoffs Won	17	11
Saves	Ricciardelli 11	Fracyon 9
Ground Balls	34	26
Clears/Fails	19/3	17/4
Man-Up	1 of 2	0 of 3
Penalties	3-2:00	2-1:30

## 2026 NCAA Championship – Semifinals

### (2) Notre Dame 15, (6) Syracuse 7 May 23, 2026 • Charlottesville, Va.

Syracuse	3	1	3	0	7
(2) Notre Dame	4	3	2	6	15

#### Scoring (goals-assists) —

**ND:** Josh Yago 3-4, Brock Behrman 2-2, Will Maheras 1-3, Luke Miller 2-0, Max Busenkell 2-0, Jalen Seymour 0-2, Matt Jeffery 1-0, Brady Pokorny 1-0, Teddy Lally 1-0, Dylan Faison 1-0, Will Angrick 1-0, Chris Reinhardt 0-1, Will Gallagher 0-1

**SU:** Finn Thompson 4-0, Luke Rhoads 2-1, Payton Anderson 1-2, Joey Spallina 0-2

	ND	SU
Shots	47	45
Faceoffs Won	10	14
Saves	Ricciardelli 14	McCool 11
Ground Balls	32	25
Clears/Fails	24/0	16/1
Man-Up	5 of 6	0 of 5
Penalties	5-5:00	5-4:30

## 2026 NCAA Championship – First Round

### (2) Notre Dame 18, Jacksonville 3 May 10, 2026 • Notre Dame, Ind.

Jacksonville	1	0	1	3	5
(2) Notre Dame	5	4	5	4	18

#### Scoring (goals-assists) —

**ND:** Luke Miller 5-1, Matt Jeffery 2-3, Teddy Lally 3-0, Will Angrick 0-2, Josh Yago 1-1, Will Maheras 1-1, Brock Behrman 2-0, Gavin Lynch 2-0, Max Busenkell 0-2, Jalen Seymour 1-1, Thomas Porell 1-0, Brady Pokorny 0-1, Christopher Iuliano 0-1, Gavin Burlace 0-1

**JU:** Nicky Brown 0-3, William Krupsky 2-0, Daylin John-Hill 1-1, Parker Addison 1-0, Jack Taylor 1-0

	ND	JU
Shots	54	36
Faceoffs Won	14	12
Saves	Ricciardelli 16	Della Rocco 13
Ground Balls	34	26
Clears/Fails	21/3	16/1
Man-Up	0 of 3	1 of 4
Penalties	4-3:30	3-3:00

## 2026 NCAA Championship – Final

### (1) Princeton 16, (2) Notre Dame 9 May 25, 2026 • Charlottesville, Va.

(2) Notre Dame	3	0	4	2	9
(1) Princeton	3	8	2	3	16

#### Scoring (goals-assists) —

**ND:** Josh Yago 2-1, Will Angrick 2-1, Luke Miller 1-1, Matt Jeffery 1-0, Dylan Faison 1-0, Will Maheras 1-0, Brock Behrman 1-0, Christian Alacqua 0-1, Jalen Seymour 0-1

**PU:** Chad Palumbo 4-1, Nate Kabiri 1-3, Colin Burns 3-0, Parker Reynolds 0-3, Tucker Wade 2-0, Jake Vana 2-0, John Dunphy 1-1, Ryan Croddick 0-1, Andrew McMeekin 1-0, Porter Malkiel 1-0, Cooper Mueller 1-0

	ND	PU
Shots	41	53
Faceoffs Won	14	16
Saves	Ricciardelli 19	Croddick 13
Ground Balls	30	46
Clears/Fails	18/1	22/4
Man-Up	2 of 2	1 of 3
Penalties	2-4:00	2-2:00

# POINT RECORDS

## Team Point Records

**Most Points/Game:** 46 at Denver (25 goals, 21 assists), April 20, 1992

**Most Points/Home Game:** 45 vs. Mount Union (28 goals, 17 assists), April 9, 1983; 45 vs. Lake Forest (26 goals, 19 assists), March 18, 1992; 40 vs. Wittenberg (26 goals, 14 assists), April 26, 1987

**Most Points/Opponent's Field:** 46 at Denver (25 goals, 21 assists), April 20, 1992

**Most Points/By Opponent:** 40, Loyola (27 goals, 13 assists), March 20, 1982

**Most Points/Season:** 426 (266 goals, 160 assists), 2024

**Most Points Allowed/Season:** 265 (173 goals, 92 assists), 1982

**Fewest Points/Season:** 163 (109 goals, 54 assists), 2002

**Fewest Points Allowed/Season:** 134 (92 goals, 42 assists), 2011

### Most Points/Game

Name	Date	Opponent	G	A	Pts
Pat Kavanagh	March 18, 2023	at Michigan	4	6	10
Pat Kavanagh	May 1, 2021	vs. Syracuse	5	5	10
Pat Kavanagh	May 1, 2022	at Syracuse	4	6	10
Pat Kavanagh	April 2, 2022	vs. Syracuse	3	6	9
Pat Kavanagh	April 3, 2021	at Syracuse	4	5	9
Pat Kavanagh	February 27, 2021	vs. Robert Morris	2	7	9
Matt Kavanagh	April 2, 2016	at Syracuse	3	6	9
John Olmstead	March 29, 1988	at Michigan	4	5	9
John Olmstead	April 21, 1988	at Wittenberg	2	7	9
Mike Sullivan	March 3, 1990	vs. Canisius	3	6	9
Mike Sullivan	April 6, 1991	at Denison	3	6	9
Randy Colley	March 13, 1993	vs. New Hampshire (N)	7	2	9
Randy Colley	April 9, 1994	vs. Adelphi	5	4	9
Randy Colley	April 8, 1995	vs. Harvard	5	4	9
Randy Colley	April 13, 1995	vs. Air Force	5	4	9

### Most Points/Home Game

Name	Date	Opponent	G	A	Pts
Pat Kavanagh	May 1, 2021	vs. Syracuse	5	5	10

### Most Points/Road Game

Name	Date	Opponent	G	A	Pts
Pat Kavanagh	March 18, 2023	at Michigan	4	6	10
Pat Kavanagh	May 1, 2022	at Syracuse	4	6	10

### Most Points/Losing Effort

Name	Date	Opponent	G	A	Pts
Bob Trocchi	April 23, 1983	at Wooster	2	5	7
John McLachlan	March 18, 1987	at Washington & Lee	4	3	7

### Opponent/Most Points/Game

Name	Date	Opponent	G	A	Pts
Andy John	May 9, 1982	Denison	9	2	11

### Most Points/Season

**Overall:** 81, Chris Kavanagh (44 g, 37 a), 2024

**Freshman:** 52, Pat Walsh (20 g, 32 a), 2003

**Sophomore:** 75, Matt Kavanagh (42 g, 33 a), 2014

**Junior:** 81, Chris Kavanagh (44 g, 37 a), 2024

**Senior:** 77, Pat Kavanagh (25 g, 52 a), 2023

**Grad Student:** 80, Pat Kavanagh (31 g, 49 a) 2024

### Most Points/Season/By a Midfielder

**Overall:** 54, Bill Bonde, 1982

**Freshman:** 33, Sergio Perkovic, 2014

**Sophomore:** 35, Grant Krebs, 2008

**Junior:** 48, Bryan Costabile, 2019

**Senior:** 54, Bill Bonde, 1982

### Most Points/Season/By a Defenseman

**Overall:** 9, Justin Shay, 1985

**Freshman:** 8, Justin Shay, 1982

**Sophomore:** 7, Mike Iorio, 1993

**Junior:** 8, Mike Iorio, 1994

**Senior:** 9, Justin Shay, 1985

### Most Points/Career

**Overall:** 301, Pat Kavanagh (117 g, 184 a), 2020-24

**By a Midfielder:** 134, Sergio Perkovic (110 g, 34 a), 2014-17

**By a Defenseman:** 24, Justin Shay (16 g, 8 a), 1982-85

## Individual Point Leaders/Career

Player	Yrs	Gm	G	A	Pts.
1. Pat Kavanagh	20-24	62	117	184	301
2. Randy Colley	91-95	55	173	100	273
3. Chris Kavanagh	22-25	59	151	91	242
4. Matt Kavanagh	13-16	63	122	103	225
5. Pat Walsh	03-06	52	84	108	192
6. Mike Sullivan	89-92	58	97	88	185
7. David Ulrich	98-01	56	70	110	180
8. Tom Glatzel	98-01	51	106	61	167
9. Joe Franklin	83-86	53	119	42	161
10. Conor Doyle	12-15	64	95	56	151
11. John Olmstead	86-89	50	83	63	146
Ryan Hoff	06-09	63	134	12	146
13. Bob Trocchi	83-85	38	84	59	143
14. Mike Wynne	15-18	60	126	16	142
Robbie Snyder	91-94	55	95	47	142
16. Ryder Gansney	16-19	46	83	52	135
17. Sergio Perkovic	14-17	61	110	24	134
18. Eric Dobson	21-24	56	89	43	132
19. Chris Dusseau	96-99	51	115	11	126
20. Steve Pearsall	81-84	46	72	53	125

## Individual Point Leaders/Season

Player	Yr	G	A	Pts.
1. Chris Kavanagh	2024	44	37	81
2. Pat Kavanagh	2024	31	49	80
3. Pat Kavanagh	2023	25	52	77
4. Matt Kavanagh	2014	42	33	75
5. Randy Colley	1995	49	25	74
6. Randy Colley	1993	43	28	71
Randy Colley	1993	48	23	71
8. Tom Glatzel	2001	40	27	67
9. Chris Kavanagh	2025	39	27	66
10. Pat Kavanagh	2022	25	39	64
Pat Kavanagh	2021	26	38	64
Steve Linehan	1982	42	22	64

## Year Individual Point Leaders

Year	Player	G	A	Pts.
1981	Mike Lynch	20	11	31
1982	Steve Linehan	42	22	64
1983	Bob Trocchi	16	20	36
1984	Bob Trocchi	36	12	48
1985	Bob Trocchi	32	27	59
1986	Tom Grote	29	29	58
1987	John McLachlan	19	29	48
1988	John Olmstead	33	25	58
1989	John Olmstead	22	17	39
1990	Mike Sullivan	20	32	52
1991	Mike Sullivan	32	27	59
1992	Randy Colley	43	28	71
1993	Randy Colley	48	23	71
1994	Randy Colley	33	24	57
1995	Randy Colley	49*	25	74
1996	Jimmy Keenan	15	19	34
1997	Will DeRiso	18	25	43
1998	Jimmy Keenan	22	13	35
1999	David Ulrich	17	31	48
2000	Tom Glatzel	38	18	56
2001	Tom Glatzel	40	27	67
2002	Dan Berger	21	4	25
John Flandina	10	15	25	
2003	Pat Walsh	20	32	52
2004	Pat Walsh	21	26	47
2005	Pat Walsh	21	22	43
2006	Pat Walsh	22	28	50
Brian Hubschmann	31	19	50	
2007	Will Yeatman	21	25	46
2008	Alex Wharton	21	32	53
2009	Neal Hicks	25	18	43
2010	Zach Brenneman	29	13	42
2011	Sean Rogers	18	7	25
David Earl	15	10	25	
2012	Jim Marlatt	19	12	31
2013	Matt Kavanagh	32	16	48
2014	Matt Kavanagh	42	33	75
2015	Matt Kavanagh	27	25	52
2016	Matt Kavanagh	21	29	50
2017	Ryder Gansney	20	23	43
2018	Ryder Gansney	29	14	43
2019	Bryan Costabile	42	6	48
2020	Pat Kavanagh	10	6	16
Griffin Westlin	6	10	16	
2021	Pat Kavanagh	26	38	64
2022	Pat Kavanagh	25	39	64
2023	Pat Kavanagh	25	52*	77
2024	Chris Kavanagh	44	37	81*
2025	Chris Kavanagh	39	27	66
2026	Josh Yago	34	23	57

\* Indicates school record

**Bold** indicates current player

# GOAL RECORDS

## Team Goal Records

**Most Goals/Game:** 29 vs. Bellarmine, 29-10, February 17, 2026  
**Most Goals/Home Game:** 29 vs. Bellarmine, 29-10, February 17, 2026  
**Most Goals/Road Game:** 25 at Denver, 25-4, April 20, 1992  
**Most Goals/Losing Effort:** 16 vs. Wooster, 22-16, April 21, 1985  
**Most Goals Allowed/Game:** 27 at Loyola, 27-10, March 20, 1982  
**Most Goals/Both Teams:** 39 vs. Bellarmine, 29-10, February 17, 2026  
**Most Goals/Season:** 266, 2024  
**Most Goals Allowed/Season:** 173, 1982  
**Fewest Goals/Season:** 109, 2002  
**Fewest Goals Allowed/Season:** 88, 1984

## Individual Goal Records

### Most Goals/Game

Name	Date	Opponent	Goals
Jake Taylor	April 2, 2022	vs. Syracuse	8
Jake Taylor	March 16, 2024	vs. Michigan	7
Jake Taylor	February 12, 2025	vs. Cleveland St.	7
Randy Colley	March 13, 1993	vs. New Hampshire (N)	7
Ryan Hoff	March 13, 2007	at Drexel	7
Matt Kavanagh	March 25, 2014	at Ohio State	7

### Most Goals/Home Game

Name	Date	Opponent	Goals
Jake Taylor	April 2, 2022	vs. Syracuse	8
Jake Taylor	March 16, 2024	vs. Michigan	7
Jake Taylor	February 12, 2025	vs. Cleveland St.	7

### Most Goals/Road Game

Name	Date	Opponent	Goals
Ryan Hoff	March 13, 2007	at Drexel	7
Matt Kavanagh	March 25, 2014	at Ohio State	7
Nine with 6			

### Most Goals/Neutral Game

Name	Date	Opponent	Goals
Randy Colley	March 13, 1993	vs. New Hampshire (Boston, Mass.)	7

### Most Goals/Losing Effort

Name	Date	Opponent	Goals
Steve Linehan	March 20, 1982	at Loyola	6

### Opponent/Most Goals/Game

Name	Date	School	Goals
Andy John	May 9, 1982	Denison	9

### Most Goals/Season

**Overall:** 49, Randy Colley, 1995  
**Freshman:** 33, Mikey Wynne, 2015  
**Junior:** 48, Randy Colley, 1993  
**Sophomore:** 46, Chris Kavanagh, 2023  
**Senior:** 49, Randy Colley, 1995

### Most Goals Per Game/Season

3.86, Jake Taylor, 2022  
 3.50, Randy Colley, 1995

### Most Goals/Season/By a Midfielder

**Overall:** 42, Bryan Costabile, 2019  
**Freshman:** 28, Sergio Perkovic, 2014  
**Junior:** 42, Bryan Costabile, 2019  
**Sophomore:** 34, Sergio Perkovic, 2015  
**Senior:** 40, Bill Bonde, 1982

### Most Goals/Season/By a Defenseman

**Overall:** 9, Justin Shay, 1985  
**Freshman:** 5, Justin Shay, 1982  
**Junior:** 8, Mike Iorio, 1994  
**Sophomore:** 7, Mike Iorio, 1993  
**Senior:** 9, Justin Shay, 1985

### Most Goals/Career

**Overall:** 173, Randy Colley, 1991-95  
**By a Midfielder:** 110, Sergio Perkovic, 2014-17  
**By a Defenseman:** 16, Justin Shay, 1982-85  
**By a Goaltender:** 1, Kirk Howell, 1997-2001

## Individual Goal Leaders/Career

Player	Yrs	Goals
1. Randy Colley	1992-95	173
2. Chris Kavanagh	2022-25	151
3. Ryan Hoff	2006-09	134
4. Mikey Wynne	2015-18	126
5. Matt Kavanagh	2013-16	122
6. Joe Franklin	1983-86	119
7. Pat Kavanagh	2020-pres.	117
8. Chris Dusseau	1996-99	115
9. Sergio Perkovic	2014-17	110
10. Tom Glatzel	1998-01	106
11. Bryan Costabile	2017-20	99
12. Mike Sullivan	1989-92	97
13. Robbie Snyder	1991-94	95
14. Bob Trocchi	1983-85	84
Pat Walsh	2003-06	84

## Individual Goal Leaders/Season

Player	Year	Goals
1. Randy Colley	1995	49
2. Randy Colley	1993	48
3. Chris Kavanagh	2023	46
4. Chris Kavanagh	2024	44
5. Randy Colley	1992	43
6. Bryan Costabile	2019	42
Steve Linehan	1982	42
Matt Kavanagh	2014	42
9. Jake Taylor	2024	41
Ryan Hoff	2008	41
11. Bill Bonde	1982	40
Joe Franklin	1985	40
Tom Glatzel	2001	40
Ryan Hoff	2007	40
Mikey Wynne	2016	40

## Yearly Individual Goal Leaders

Year	Player	Pos.	Goals
1981	Mike Lynch	Att	20
1982	Steve Linehan	Att	42
1983	Joe Franklin	Att	27
1984	Bob Trocchi	Att	36
1985	Joe Franklin	Att	40
1986	Joe Franklin	Att	31
1987	John Olmstead	Att	20
1988	John Olmstead	Att	33
1989	John Olmstead	Att	22
1990	Brian McHugh	Att	32
1991	Mike Sullivan	Att	32
1992	Randy Colley	Att	43
1993	Randy Colley	Att	48
1994	Robbie Snyder	Att	34
1995	Randy Colley	Att	49
1996	Chris Dusseau	Att	29
1997	Chris Dusseau	Att	29
1998	Chris Dusseau	Att	24
1999	Chris Dusseau	Att	33
2000	Tom Glatzel	Att	38
2001	Tom Glatzel	Att	40
2002	Dan Berger	Att	21
2003	Dan Berger	Att	32
2004	Pat Walsh	Att	21
2005	Jim Morrison	Att	25
2006	Brian Hubschmann	Att	31
2007	Ryan Hoff	Att	40
2008	Ryan Hoff	Att	41
2009	Ryan Hoff	Att	32
2010	Zach Brenneman	Mid	29
2011	Sean Rogers	Att	18
	Westy Hopkins	Att	18
2012	Sean Rogers	Att	22
2013	Matt Kavanagh	Att	32
2014	Matt Kavanagh	Att	42
2015	Sergio Perkovic	Mid	34
2016	Mikey Wynne	Att	40
2017	Mikey Wynne	Att	33
2018	Bryan Costabile	Mid	30
2019	Bryan Costabile	Mid	42
2020	Bryan Costabile	Mid	10
	Pat Kavanagh	Att	10
2021	Pat Kavanagh	Att	26
2022	Jake Taylor	Att	27
2023	Chris Kavanagh	Att	46
2024	Chris Kavanagh	Att	44
2025	Chris Kavanagh	Att	39
2026	Josh Yago	Att	34
	Luke Miller	Att	34

**Bold** indicates current player

# ASSIST RECORDS

## Team Assist Records

**Most Assists/Game:** 21 at Denver, April 20, 1992

**Most Assists/Home Game:** 19 vs. Bellarmine, February 17, 2026; 19 vs. Lake Forest, March 18, 1992

**Most Assists/Opponent's Field:** 21 at Denver, April 20, 1992

**Most Assists/By Opponent:** 14, Ohio Wesleyan, April 3, 1981

**Most Assists/Losing Effort:** 9 vs. Duke, May 19, 2013 (NCAA Tournament)

**Most Assists/Season:** 160, 2024

**Most Assists Allowed/Season:** 97, 2026

**Fewest Assists/Season:** 64, 1989

**Fewest Assists Allowed/Season:** 42, 1989 & 2011

## Individual Assist Records

### Most Assists/Game

Name	Date	Opponent	Assists
Pat Kavanagh	Feb. 27, 2021	Robert Morris	7
John Olmstead	April 21, 1988	at Wittenberg	7

### Most Assists/Home Game

Name	Date	Opponent	Assists
Pat Kavanagh	Feb. 27, 2021	Robert Morris	7

### Most Assists/Road Game

Name	Date	Opponent	Assists
John Olmstead	April 21, 1988	at Wittenberg	7

### Most Assists/Neutral Game

Name	Date	Opponent	Assists
Pat Kavanagh	May 27, 2024	vs. Maryland (NCAA Title Game)	6
Matt Howell	March 23, 2003	vs. Hartford (Hempstead, N.Y.)	6

### Opponent/Most Assists/Game

Name	Date	School	Assists
Connor Kelly	March 3, 2018	Maryland	7

### Most Assists/Season

**Overall:** 52, Pat Kavanagh, 2023

**Freshman:** 32, Pat Walsh, 2003

**Junior:** 39, Pat Kavanagh, 2022

**Sophomore:** 38, Pat Kavanagh, 2021

**Senior:** 52, Pat Kavanagh, 2023

### Most Assists/Season/By a Midfielder

**Overall:** 28, Jimmy Keenan, 1997

**Freshman:** 15, Rob Tobin, 1993

**Junior:** 28, Jimmy Keenan, 1997

**Sophomore:** 19, Jimmy Keenan, 1996

**Senior:** 23, Will Sutton, 1995

### Most Assists/Season/By a Defenseman

**Overall:** 6, Doug Spencer, 1988 and 1989

**Freshman:** 3, Justin Shay, 1982

**Junior:** 6, Doug Spencer, 1988

**Sophomore:** 4, Mike Iorio, 1993

**Senior:** 6, Doug Spencer, 1989

### Most Assists/Career

**Overall:** 135, Pat Kavanagh, 2020-24

**By a Midfielder:** 56, Will Sutton, 1991-95

**By a Defenseman:** 12, Doug Spencer, 1986-89

## Individual Assist Leaders/Career

Player	Yrs.	Assists
1. Pat Kavanagh	2020-24	184
2. David Ulrich	1998-01	110
3. Pat Walsh	2003-06	108
4. Matt Kavanagh	2013-16	103
5. Randy Colley	1991-95	100
6. Chris Kavanagh	2022-25	91
7. Mike Sullivan	1989-92	88
8. John Olmstead	1986-89	63
Jimmy Keenan	1995-98	63
10. Tom Grote	1983-86	62

## Individual Assist Leaders/Season

Player	Year	Assists
1. Pat Kavanagh	2023	52
2. Pat Kavanagh	2024	49
3. Pat Kavanagh	2022	39
4. Pat Kavanagh	2021	38
5. Chris Kavanagh	2024	37
6. Matt Kavanagh	2014	33
7. Mike Sullivan	1990	32
David Ulrich	2000	32
Pat Walsh	2003	32
Alex Wharton	2008	32
11. David Ulrich	1999	31
12. Steve Pearsall	1982	29
Tom Grote	1986	29
John McLachlan	1987	29
David Ulrich	2001	29
Matt Kavanagh	2016	29

## Yearly Individual Assist Leaders

Year	Player	Pos.	Assists
1981	Mike Lynch	Att	11
1982	Steve Pearsall	Att/Mid	29
1983	Bob Trocchi	Att	20
1984	Joe Franklin	Att	12
	Bob Trocchi	Att	12
1985	Bob Trocchi	Att	27
1986	Tom Grote	Att	29
1987	John McLachlan	Att	29
1988	John Olmstead	Att	25
1989	John Olmstead	Att	17
1990	Mike Sullivan	Att	32
1991	Mike Sullivan	Att	27
1992	Randy Colley	Att	28
1993	Randy Colley	Att	23
1994	Randy Colley	Att	24
1995	Randy Colley	Att	25
1996	Jimmy Keenan	Mid	19
1997	Jimmy Keenan	Mid	28
1998	David Ulrich	Att	18
1999	David Ulrich	Att	31
2000	David Ulrich	Att	32
2001	David Ulrich	Att	29
2002	John Flandina	Mid	15
2003	Pat Walsh	Att	32
2004	Pat Walsh	Att	26
2005	Pat Walsh	Att	22
2006	Pat Walsh	Att	28
2007	Will Yeatman	Att	25
2008	Alex Wharton	Att	32
2009	Duncan Swezey	Att	20
2010	Neal Hicks	Att	14
2011	David Earl	Mid	10
2012	Jim Marlatt	Mid	12
2013	Matt Kavanagh	Att	16
2014	Matt Kavanagh	Att	33
2015	Matt Kavanagh	Att	25
2016	Matt Kavanagh	Att	29
2017	Ryder Garnsey	Att	23
2018	Ryder Garnsey	Att	14
	Brendan Gleason	Att	14
2019	Wheaton Jackboice	Mid	13
	Connor Morin	Att	13
2020	Griffin Westlin	Att	10
2021	Pat Kavanagh	Att	38
2022	Pat Kavanagh	Att	39
2023	Pat Kavanagh	Att	52
2024	Pat Kavanagh	Att	49
2025	Chris Kavanagh	Att	29
2026	Josh Yago	Att	23

**Bold** indicates current player

# GOALIE RECORDS

## Team Save Records

**Most Saves/Game:** 31, at Loyola, March 20, 1982

**Most Saves/Home Game:** 23, vs. Michigan State, April 22, 1981; vs. Ohio State, April 28, 1982

**Most Saves/Road Game:** 31 at Loyola, March 20, 1982; 29 at Loyola, March 17, 1990

**Most Saves/Losing Effort:** 31 at Loyola, March 20, 1982

**Most Opponent Saves/Game:** 36, Denison, April 21, 1982

**Most Saves/Season:** 253, 1982

**Most Opponent Saves/Season:** 246, 1982

**Fewest Saves/Season:** 112, 2018

**Fewest Opponent Saves/Season:** 130, 2005

## Individual Save Records

### Most Saves/Game

Name	Date	Opponent	Saves	Result
Chris Parent	March 17, 1990	at Loyola	29	L, 3-18

### Most Saves/Home Game

Name	Date	Opponent	Saves	Result
Tim Michels	April 22, 1981	vs. Michigan State	23	W, 8-5

### Most Saves/Road Game

Name	Date	Opponent	Saves	Result
Chris Parent	March 17, 1990	at Loyola	29	L, 3-18

### Most Saves/Losing Effort

Name	Date	Opponent	Saves	Result
Chris Parent	March 17, 1990	at Loyola	29	L, 3-18

### Opponent/Most Saves/Game

Name	Date	Opponent	Saves	Result
Mutscheller	April 21, 1982	Denison	36	Denison 15, ND 10

### Most Saves/Season

**Overall:** 231, Tim Michels, 1981

**Freshman:** 218, Rob Simpson, 1982

**Junior:** 177, John Kemp, 2012

**Sophomore:** 173, Matt McQuillan, 1986

**Senior:** 231, Tim Michels, 1981

## Other Goalie Records

### SEASON SAVE PERCENTAGE (min. 50 saves)

Name	Year	GA	Saves	Save Pct.
1. Rob Simpson	1984	72	164	.695
2. Tim Michels	1981	110	231	.677
3. Matt McQuillan	1988	82	163	.665
4. Scott Rodgers	2009	95	187	.663
5. Ryan Jewell	1992	43	83	.659

### SEASON GOALS-AGAINST AVERAGE\*

Name	Year	GA	Minutes	GAA
1. Scott Rodgers	2009	95	928:28	6.14
2. John Kemp	2012	101	966:55	6.27
3. John Kemp	2011	92	835:48	6.60
4. Joey Kemp	2008	109	978:06	6.69
5. Joey Kemp	2007	96	849:03	6.78

### SEASON VICTORIES

Name	Year	Record
1. Liam Entenmann	2024	16-1
2. Scott Rodgers	2009	15-1
3. Liam Entenmann	2023	14-2
Kirk Howell	2001	14-2
Joey Kemp	2008	14-3

### SEASON MINUTES PLAYED\*

Name	Year	Minutes
1. Liam Entenmann	2024	989:11
1. Joey Kemp	2008	978:06
2. John Kemp	2012	966:55
3. John Kemp	2013	959:15
4. Liam Entenmann	2023	930:10

### SEASON GROUND BALLS

Name	Year	GB
1. Alex Cade	1998	71
2. Kirk Howell	2001	65
3. Kirk Howell	2000	57
4. Alex Cade	1995	52
5. Scott Rodgers	2009	47

### CAREER SAVE PERCENTAGE (min. 100 saves)

Name	Years	GA	Saves	Save Pct.
1. Tim Michels	1981	110	231	.677
2. Scott Rodgers	2006-10	207	371	.642
3. Matt McQuillan	1985-88	262	454	.634
4. Stewart Crosland	2001-05	240	398	.624
5. Pat Poletti	1982-84	78	129	.623
Joey Kemp	2005-08	383	633	.623

### CAREER GOALS-AGAINST AVERAGE\*

Name	Years	GA	Minutes	GAA
1. Scott Rodgers	2006-10	102	1835:01	6.77
2. John Kemp	2010-13	346	2937:23	7.07
3. Joey Kemp	2005-08	383	3189:46	7.20
4. Nick Antol	2001-03	104	782:23	7.98
5. Kirk Howell	1998-2001	345	2579:28	8.02

### CAREER VICTORIES

Name	Years	Record
1. Liam Entenmann	2020-24	48-14
2. Joey Kemp	2005-08	40-14
3. John Kemp	2010-13	36-13
4. Shane Doss	2014-17	36-15
5. Kirk Howell	1998-2001	32-12
Liam Entenmann	2020-pres.	32-13
Alex Cade	1995-98	32-18

### CAREER WINNING PERCENTAGE (min. 10 wins)

Name	Years	Record	Pct.
1. Pat Poletti	1982-84	11-2	.846
2. Scott Rodgers	2006-10	24-6	.800
3. Liam Entenmann	2020-24	48-14	.774
3. Joey Kemp	2005-08	40-14	.741
4. John Kemp	2010-13	36-13	.735

### CAREER MINUTES PLAYED\*

Name	Years	Minutes
1. Liam Entenmann	2020-24	3552:05
1. Joey Kemp	2005-08	3189:46
2. Shane Doss	2014-17	2939:15
3. John Kemp	2010-13	2937:23
4. Alex Cade	1995-98	2804:50

### CAREER GAMES STARTED

Name	Years	Starts
1. Liam Entenmann	2020-pres.	62
2. Joey Kemp	2005-08	56
3. Shane Doss	2014-17	50
Alex Cade	1995-98	50
5. John Kemp	2010-13	48

### CAREER GROUND BALLS

Name	Years	GB
1. Alex Cade	1995-98	208
2. Kirk Howell	1998-2001	160
3. Joey Kemp	2005-08	124
4. Shane Doss	2014-17	115
5. John Kemp	2010-13	92

\* indicates records incomplete prior to 1991.

## Individual Save Leaders/Career

Player	Years	Saves
1. Liam Entenmann	2020-24	743
2. Joey Kemp	2005-08	633
3. Rob Simpson	1982-85	623
4. Alex Cade	1995-98	621
5. Kirk Howell	1997-01	498
John Kemp	2010-13	498
7. Shane Doss	2014-17	497
8. Matt McQuillan	1985-86, 88	452
9. Chris Parent	1990-93	416
10. Stewart Crosland	2001-04	398

## Individual Save Leaders/Season

Player	Year	Saves
1. Tim Michels	1981	231
2. Bob Simpson	1982	218
3. Liam Entenmann	2023	196
4. Liam Entenmann	2024	195
5. Joey Kemp	2008	190
6. Scott Rodgers	2009	187
7. Thomas Ricciardelli	2026	185
8. Kirk Howell	2001	180
9. John Kemp	2012	177
10. Matt McQuillan	1986	173

## Yearly Individual Save Leaders

Year	Player	Saves
1981	Tim Michels	231
1982	Rob Simpson	218
1983	Rob Simpson	129
1984	Rob Simpson	164
1985	Matt McQuillan	118
1986	Matt McQuillan	173
1987	Jeff Glazier	138
1988	Matt McQuillan	163
1989	Tom Duane	130
1990	Chris Parent	89
1991	Chris Parent	106
1992	Chris Parent	131
1993	Ryan Jewell	106
1994	Ryan Jewell	141
1995	Alex Cade	158
1996	Alex Cade	169
1997	Alex Cade	133
1998	Alex Cade	161
1999	Kirk Howell	160
2000	Kirk Howell	153
2001	Kirk Howell	180
2002	Nick Antol	119
2003	Stewart Crosland	154
2004	Stewart Crosland	161
2005	Joey Kemp	131
2006	Joey Kemp	159
2007	Joey Kemp	153
2008	Joey Kemp	190
2009	Scott Rodgers	187
2010	Scott Rodgers	161
2011	John Kemp	139
2012	John Kemp	177
2013	John Kemp	153
2014	Conor Kelly	112
2015	Shane Doss	148
2016	Shane Doss	144
2017	Shane Doss	148
2018	Matt Schmidt	117
2019	Matt Schmidt	116
2020	Liam Entenmann	48
2021	Liam Entenmann	145
2022	Liam Entenmann	159
2023	Liam Entenmann	196
2024	Liam Entenmann	195
2025	Thomas Ricciardelli	158
2026	Thomas Ricciardelli	185

**Bold** indicates current player

# MISCELLANEOUS RECORDS

## Miscellaneous Team Records

**Most Games Played/Season:** 18, 2014 (12-6)

**Most Wins/Season:** 16, 2024 (16-1)

**Longest Winning Streak:** 17, March 3, 2024- Feb. 22, 2025

**Longest Home Winning Streak:** 25, April 29, 2005- April 19, 2009

**Longest Conference Winning Streak:** 19, April 15, 1993- April 2, 1998

**Longest Conference Home Winning Streak:** 17, April 23, 1994- April 18, 2001

**Most Losses/Season:** 8, 2002 (5-8)

**Fewest Wins:** 5, 1998 and 2002 (5-7, 5-8)

**Fewest Losses:** 1, 2x, 2024 (16-1) & 2009 (15-1)

**Consecutive Winning Seasons:** 23, 2003-26 (excluding shortened 2020 season)

**Largest Margin of Victory:** 25 (26-1), vs. Wittenberg, April 26, 1987; 24 (28-4), vs. Mount Union, April 9, 1983; 23 (26-3), vs. Lake Forest, March 18, 1992

## Ground Ball Records

**Most Ground Balls/Game:** 90 vs. UMBC, March 20, 1993; 88 vs. Butler, March 29, 1993; 87 at Denver, April 20, 1992; 80 vs. Ohio Wesleyan, April 17, 1993; 80 vs. Stony Brook, April 13, 1992; 80 vs. Mount St. Mary's, April 11, 1992; 79 vs. New Hampshire, March 19, 1994

**Most Ground Balls By Opponent/Game:** 79, Ohio Wesleyan, April 17, 1993; 79, Hobart, March 27, 1993

**Most Ground Balls/Season:** 817, 1993

**Most Ground Balls Allowed/Season:** 759, 1993

## Shot Records

**Most Shots/Game:** 77, vs. Mount Union, April 10, 1985

**Most Shots By Opponent/Game:** 73, Loyola, March 20, 1982

**Most Shots/Season:** 726, 2023

**Most Shots By Opponent/Season:** 647, 2023

## Extra-Man Records

**Most Goals with Extra Man/Season:** 36, 2014

**Most Attempts with Extra Man/Season:** 89, 1992

**Most Opponent Goals with Extra Man/Season:** 27, 1981 and 1990

**Most Opponent Attempts with Extra Man/Season:** 86, 1994

**Highest Extra-Man Percentage/Season:** .677 (21 of 31), 2022

## Faceoffs

**Most Faceoffs Won/Game:** 29, vs. Bellarmine, Feb. 17, 2026

**Most Faceoffs Won By Opponent/Game:** 28, Virginia, May 14, 1994

**Most Faceoffs Attempted/Game:** 41 vs. Bellarmine, Feb. 17, 2026

**Most Faceoffs Won/Season:** 270, 2024

**Most Faceoffs Won By Opponent/Season:** 246, 2023

**Highest Percentage/Season:** .643 (200-111), 1986

**Highest Percentage Opponent/Season:** .580 (160-116), 1981

## Individual Ground Ball Leaders/Career

Player	Yrs	GB
1. Will Lynch	2022-25	361
2. Billy Ahmuty	1991-94	280
3. John Capano	1988-91	253
4. Liam O'Connor	2011-14	252
5. Kevin Higgins	1997-2000	250
6. Taylor Claggett	2005-08	239
7. Will Sutton	1991-95	216
8. Alex Gade	1995-98	204
9. D.J. Driscoll	2003-06	202
10. Mike Iorio	1992-95	195
11. Todd Rassas	1995-98	194
12. John Sexton	2015-18	191
13. Steve Bishko	1998-2001	180
14. Pete Gillin	1988,90-91	174
15. Randy Colley	1991-95	171

## Individual Ground Ball Average Leaders/Career

Player	Years	G	GB	Avg.
1. Will Lynch	2022-pres.	58	361	6.22
2. Kevin Higgins	1997-2000	42	250	5.95
3. Billy Ahmuty	1991-94	55	280	5.09
4. Liam O'Connor	2011-14	56	252	4.50
5. Taylor Claggett	2005-08	54	239	4.43

## Individual Ground Ball Leaders/Season

Player	Year	GB
1. Liam O'Connor	2014	124
2. Will Lynch	2024	113
3. Charlie Leonard	2019	104
4. John Capano	1991	101
5. Billy Ahmuty	1993	98
6. Will Lynch	2023	94
7. Will Lynch	2025	91
8. Tom Grote	1986	90
9. John Franklin	1986	83
Tim Corrigan	1986	83
Kevin Higgins	1999	83

## Yearly Individual Ground Ball Leaders

Year	Player	Pos.	GB
1986	Tom Grote	Att	90
1987	Dave O'Neill	Mid	58
1988	Art Brady	Mid	49
1989	John Capano	Mid	45
1990	Pete Gillen	Mid	82
1991	John Capano	Mid	101
1992	Billy Ahmuty	Mid	78
1993	Billy Ahmuty	Mid	98
1994	Billy Ahmuty	Mid	63
1995	Will Sutton	Mid	65
1996	Jimmy Keenan	Mid	59
1997	Ken Yanicky	Mid	76
1998	Kevin Higgins	Mid	79
1999	Kevin Higgins	Mid	83
2000	Kevin Higgins	Mid	71
2001	Steve Bishko	Att	67
2002	Chad DeBolt	Mid	51
2003	D.J. Driscoll	Def	61
2004	Steve Claggett	Mid	43
	Brennan Creaney	Def	43
2005	Taylor Claggett	Mid	64
2006	D.J. Driscoll	Def	67
2007	Taylor Claggett	Mid	63
	Michael Podgajny	Mid	63
2008	Taylor Claggett	Mid	63
2009	Regis McDermott	Def	53
2010	Andrew Irving	LSM	76
2011	Liam O'Connor	Mid	41
2012	Liam O'Connor	Mid	43
2013	Liam O'Connor	Mid	44
2014	Liam O'Connor	Mid	124
2015	Garrett Epple	Def	51
	P.J. Finley	Mid F/O	51
2016	P.J. Finley	Mid F/O	48
2016	P.J. Finley	Mid F/O	48
2017	Garrett Epple	Def	47
2018	John Sexton	LSM	60
2019	Charlie Leonard	FO	104
2020	Charlie Leonard	FO	21
2021	Kyle Gallagher	FO	71
2022	Will Lynch	FO	63
2023	Will Lynch	FO	94
2024	Will Lynch	FO	113
2025	Will Lynch	FO	91
2026	Tyler Spano	FO	73

**Bold** indicates current player

# NOTRE DAME NCAA CHAMPIONSHIP RECORDS

## Individual (Single Game)

### Goals

Name	Goals	Game
<b>1. Luke Miller</b>	<b>5</b>	<b>2026 First Round vs. Jacksonville (W 18-5)</b>
Chris Kavanagh	5	2024 Final vs. Maryland (W 15-5)
Chris Kavanagh	5	2024 Quarterfinal vs. Georgetown (W 16-11)
Jake Taylor	5	2023 First Round vs. Utah (W 20-7)
Brendan Gleason	5	2017 First Round vs. Marquette (W 15-9)
Mikey Wynne	5	2016 First Round vs. Air Force (W 15-7)
Sergio Perkovic	5	2015 Semifinal vs. Denver (L 10-11 OT)
Sergio Perkovic	5	2014 Final vs. Duke (L 9-11)
Matt Kavanagh	5	2014 Semi final vs. Maryland (W 11-6)
David Earl	5	2010 First Round at Princeton (W 8-5)
Randy Colley	5	1995 First Round at Duke (W 12-10)

### Assists

Name	Assists	Game
1. Pat Kavanagh	6	2024 Final vs. Maryland (W 15-5)
2. Josh Yago	4	2026 Semifinal vs. Syracuse (W 15-7)
Chris Kavanagh	4	2024 First Round vs. UAlbany (W 14-9)
Pat Kavanagh	4	2023 First Round vs. Utah (W 20-7)
Brendan Collins	4	2016 First Round vs. Air Force (W 15-7)
Jimmy Keenan	4	1996 First Round vs. Johns Hopkins (L 7-12)
Will Sutton	4	1995 First Round at Duke (W 12-10)

### Points

Name	Points	Game
1. Chris Kavanagh	8 (5G, 3A)	2024 Quarterfinal vs. Georgetown (16-11)
2. Josh Yago	7 (3G, 4A)	2026 Semifinal vs. Syracuse (W 15-7)
Josh Yago	7 (4G, 3A)	2026 Quarterfinal vs. Johns Hopkins (15-9)
Pat Kavanagh	7 (3G, 4A)	2023 First Round vs. Utah (20-7)
Matt Kavanagh	7 (5G, 2A)	2014 Semifinal vs. Maryland (W 11-6)
Tom Glatzel	7 (4G, 3A)	2000 First Round at Loyola (W 15-13)
7. Pat Kavanagh	6 (6A)	2024 Final vs. Maryland (15-5)
Ryder Garnsey	6 (4G, 2A)	2019 Quarterfinal vs. Duke (L 13-14 OT)
Brendan Gleason	6 (5G, 1A)	2017 First Round vs. Marquette (W 15-9)
Mikey Wynne	6 (5G, 1A)	2016 First Round vs. Air Force (W 15-7)
Matt Kavanagh	6 (3G, 3A)	2013 Quarterfinal vs. Duke (L 11-12)
Randy Colley	6 (3G, 3A)	1995 Quarterfinal vs. Maryland (L11-14)
Randy Colley	6(5G, 1A)	1995 First Round at Duke (W 12-10)

### Saves

Name	Saves	Game
1. Alex Cade	21	1996 First Round vs. Johns Hopkins (L 7-12)
2. Joey Kemp	20	2008 Quarterfinal vs. Syracuse (L 9-11)
3. Joey Kemp	20	2006 First Round at Virginia (L 10-14)
<b>4. Thomas Ricciardelli</b>	<b>19</b>	<b>2026 Final vs. Princeton (L 9-16)</b>
5. Liam Entenmann	18	2023 Final vs. Duke (W 13-9)
Alex Cade	18	1995 First Round at Duke (W 12-10)

**Bold** indicates active players

# NOTRE DAME NCAA CHAMPIONSHIP RECORDS

---

## Team (Single Game)

### Goals Scored

---

20 – 2023 First Round vs. Utah (W 20-7)  
18 – 2026 First Round vs. Jacksonville (W 18-5)  
16 – 2024 Quarterfinal vs. Georgetown (W 16-11)  
16 – 2019 First Round vs. Johns Hopkins (W 16-9)  
15 – 2026 Semifinal vs. Syracuse (W 15-7)  
15 – 2026 Quarterfinal vs. Johns Hopkins (W 15-9)  
15 – 2025 First Round vs. Ohio State (W 15-6)  
15 – 2024 Final vs. Maryland (W 15-5)  
15 – 2017 First Round vs. Marquette (W 15-9)  
15 – 2016 First Round vs. Air Force (W 15-7)  
15 – 2000 First Round at Loyola (W 15-13)

### Assists

---

14 – 2026 First Round vs. Jacksonville (W 18-5)  
13 – 2026 Semifinal vs. Syracuse (W 15-7)  
11 – 2016 First Round vs. Air Force (W 15-7)  
10 – 2026 Quarterfinal vs. Johns Hopkins (W 15-9)  
10 – 2024 Final vs. Maryland (W, 15-5)  
10 – 2023 First Round vs. Utah (W 20-7)  
9 – 2013 Quarterfinal vs. Duke (L 11-12)  
9 – 2011 First Round vs. Penn (W 13-6)

### Fewest Goals Allowed

---

5 – 2026 First Round vs. Jacksonville (W 18-5)  
5 – 2024 Final vs. Maryland (W 15-5)  
5 – 2014 First Round vs. Harvard (W 13-5)  
5 – 2010 Quarterfinal vs. Maryland (W 7-5)  
5 – 2010 First Round at Princeton (W 8-5)  
6 – 2025 First Round vs. Ohio State (W 15-6)  
6 – 2024 Semifinal vs. Denver (W 13-6)  
6 – 2014 Semifinal vs. Maryland (W 11-6)  
6 – 2011 First Round vs. Penn (W 13-6)  
6 – 2010 Final vs. Duke (L 5-6 OT)

### Margin Of Victory

---

13 (18-5) – 2026 First Round vs. Jacksonville  
13 (20-7) – 2023 First Round vs. Utah  
10 (15-5) – 2024 Final vs. Maryland  
9 (15-6) – 2025 First Round at Ohio State  
8 (15-7) – 2026 Semifinal vs. Syracuse  
8 (15-7) – 2016 First Round vs. Air Force  
8 (13-5) – 2014 First Round vs. Harvard  
7 (13-6) – 2024 Semifinal vs. Denver  
7 (16-9) – 2019 First Round vs. Johns Hopkins  
7 (13-6) – 2011 First Round vs. Penn

# SEASON RECORDS

## Points Per Game

Rk	Year	PPG
1.	2024	25.06
2.	1992	24.00
3.	2023	23.81
4.	2021	22.67
5.	2022	22.50

## Assists Per Game

Rk	Year	APG
1.	1992	9.93
2.	2024	9.41
3.	2021	8.58
4.	2023	8.31
5.	1993	8.29

## Saves Per Game

Rk	Year	SPG
1.	1981	20.08
2.	1984	17.25
3.	1982	16.87
4.	2005	16.36
5.	1983	15.15

## Faceoff Winning Percentage

Rk	Year	FO
1.	1986	.643 (200-311)
2.	2008	.628 (241-384)
3.	2021	.621 (195-314)
4.	1983	.620 (202-326)
5.	1997	.589 (162-275)

## Faceoffs Won

Rk	Year	FO
1.	2024	270
2.	2014	248
3.	2008	241
4.	2019	229
5.	2026	220

## Faceoffs Attempted

Rk	Year	FO
1.	2024	473
2.	2023	463
3.	2014	449
4.	1988	434
5.	2026	405

## Ground Balls Per Game

Rk	Year	GB
1.	1986	60.77
2.	1992	54.33
3.	1987	53.82
4.	1991	50.64
5.	1990	50.56

## Man-Up Offense

Rk	Year	EMO
1.	2022	.677 (21-31)
2.	2024	.675 (27-40)
3.	2021	.548 (23-42)
4.	2023	.537 (22-41)
5.	2015	.524 (22-42)

## Man-Down Defense

Rk	Year	Opp. EMO
1.	2012	.108 (4-37)
2.	1996	.109 (7-64)
3.	1984	.158 (12-76)
4.	2011	.185 (5-27)
5.	1987	.197 (12-61)

## Ground Ball Margin

Rk	Year	Games
1.	1990	+11.25
2.	1991	+11.14
3.	1995	+10.57
4.	2021	+9.68
4.	1992	+9.53

## Clears

Rk	Year	Clears
1.	1994	395
2.	1993	367
3.	1992	364
4.	2024	342
4.	2001	339

## Clear Percentage

Rk	Year	Pct.
1.	2026	.920 (332-361)
2.	2017	.919 (238-259)
3.	2022	.907 (244-269)
4.	2024	.902 (342-379)
5.	2011	.895 (222-248)

## Low Opponent Clear Percentage

Rk	Year	Pct.
1.	1988	.303 (80-264)
2.	1992	.521 (241-463)
3.	1995	.527 (257-487)
4.	1991	.588 (274-466)
5.	1990	.589 (292-479)

## Shots Per Game

Rk	Year	SPG
1.	2021	47.3
2.	1993	47.1
3.	1992	45.6
4.	2023	45.4
5.	2004	45.3

## Penalties

Rk	Year	Penalties
1.	1982	131
2.	1983	96
3.	1990	89
	1984	89
5.	1981	85

## Penalty Minutes

Rk	Year	Minutes
1.	1982	111:30
2.	1983	85:30
3.	1984	79:00
4.	1990	77:00
5.	1981	75:30

## Most Games Played

Rk	Year	Games
1.	2014	18
2.	2024	17
	2010	17
	2008	17
5.	2026	16
	2023	16
	2016	16
	2013	16
	2012	16
	2009	16
	2001	16
	1990	16
	1985	16

## Fewest Games Played

Rk	Year	Games
1.	2020*	5
2.	1987	11
	2005	11
4.	2022	12
	2021	12
	2004	12
	1998	12
	1994	12
	1984	12
	1981	12

\* - season canceled due to COVID-19

## Individual Games Played/Career

Name	Years	Games Played	
1.	Will Corrigan	2012-15	65
	Jim Marlatt	2011-15	65
3.	Kelly McKenna	2007-10	64
	Sean Rogers	2009-13	64
	Westy Hopkins	2011-14	64
	Conor Doyle	2012-15	64
7.	Will Donovan	2023-26	63
	Peter Christman	2006-09	63
	Ryan Hoff	2006-09	63
	Steve Murphy	2010-13	63
	Matt Kavanagh	2013-16	63
	Matt Landis	2013-16	63

## Goalies Games Played/Career

Name	Years	Games Started	
1.	Liam Entenmann	2020-24	62
2.	Joey Kemp	2005-08	58
3.	Alex Cade	1995-98	50
	Shane Doss	2014-17	50
	John Kemp	2010-13	50
6.	Kirk Howell	1997-2001	47
7.	Chirs Parent	1990-93	46
8.	Ryan Jewell	1992-95	39
9.	Stewart Crosland	2002-05	38
	Scott Rodgers	2006-10	38

## Individual Games Started/Career

Name	Years	Games Started	
1.	Pat Kavanagh	2020-24	62
	Liam Entenmann	2020-24	62
	Conor Doyle	2012-15	62
	Matt Kavanagh	2013-16	62
5.	Sergio Perkovic	2014-17	61
	Sean Rogers	2009-13	61
7.	Arden Cohen	2018-22	60
	Ryan Hoff	2006-09	60
	Mikey Wynne	2015-18	60

**Bold** indicates current player

# SEASON RECORDS

Wins		
Rk	Year	Wins
1.	2024	16
2.	2009	15
3.	2023	14
	2001	14
	2008	14
6.	2026	13
	2012	13
8.	2014	12
	2015	12
10.	1993	11
	2007	11
	2011	11
	2013	11
	2016	11

Winning Percentage		
Rk	Year	Percentage
1.	2024 (16-1)	.941
2.	2009 (15-1)	.938
3.	2023 (14-2)	.875
	2001 (14-2)	.875
5.	1994 (10-2)	.833
6.	2008 (14-3)	.824
7.	2026 (13-3)	.813
	2012 (13-3)	.813
9.	2015 (12-3)	.800
10.	1993 (11-3)	.786
	2011 (11-3)	.786

Goals		
Rk	Year	Goals
1.	2024	266
2.	2023	248
3.	2014	213
4.	1992	211
5.	2026	210
6.	2008	206
7.	2015	199
8.	2025	191
9.	2001	189
10.	1993	188

Goals Per Game		
Rk	Year	GPG
1.	2024	15.6
2.	2023	15.5
3.	2022	14.8
4.	2021	14.1
5.	1992	14.1
6.	2025	13.6
7.	1993	13.4
8.	2015	13.3
9.	1994	13.2
10.	2026	13.1

Fewest Goals Allowed		
Rk	Year	Goals Allowed
1.	1984	88
2.	2011	92

3.	1996	94
	2005	94
5.	1989	99
	2009	99
7.	2007	100
8.	2012	101
9.	2002	103
10.	1987	107
	1997	107
	2003	107
	2021	107

Fewest Goals Allowed Per Game		
Rk	Year	GPG
1.	2009	6.19
2.	2012	6.31
3.	2011	6.57
4.	2007	6.67
5.	2001	6.94
6.	2008	7.06
7.	1996	7.23
8.	1984	7.33
9.	2010	7.53
10.	1989	7.62

Goal Margin		
Rk	Year	Margin
1.	2024	+6.7
2.	1992	+6.2
3.	2023	+5.8
4.	2021	+5.7
5.	2008	+5.1
6.	2007	+5.0
7.	2001	+4.9
8.	2009	+4.8
9.	1984	+4.7
10.	2022	+4.7

Assists		
Rk	Year	Assists
1.	2024	160
2.	1992	149
3.	2023	133
4.	2026	129
5.	1982	124
6.	2008	120
7.	1993	116
8.	2025	114
9.	2014	109
10.	2021	103
	2007	103

Total Points		
Rk	Year	Total Points
1.	2024	426
2.	2023	381
3.	1992	360
4.	2026	339
5.	2008	326
6.	2014	322
7.	1982	306
8.	2025	305

9.	1993	304
10.	2015	297

Shots		
Rk	Year	Shots
1.	2023	726
2.	2024	712
3.	2026	692
4.	1992	684
5.	2001	679
6.	2008	678
7.	1990	674
8.	2014	667
9.	2009	662
10.	1993	659

Saves		
Rk	Year	Saves
1.	1982	253
2.	1981	241
3.	1985	230
4.	1992	222
5.	2023	210
6.	1984	207
7.	1991	206
8.	1990	204
9.	2024	202
10.	1983	197
	2008	197
	2009	197

Ground Balls		
Rk	Year	Ground Balls
1.	1993	817
2.	1992	815
3.	1990	809
4.	1986	790
5.	1991	709
6.	1985	703
7.	1995	661
8.	1982	659
9.	1983	640
10.	2003	626

Extra-Man Goals		
Rk	Year	Goals
1.	2014	36
2.	1982	31
	1992	31
4.	1985	30
	1995	30
6.	2007	29
	2008	29
8.	1993	28
	1997	28
10.	2024	27
	2019	27
	2000	27

# NCAA TEAM STATISTICAL RANKINGS

The NCAA began tracking team and individual statistics and producing weekly rankings in 1996. Full listings of all team and individual rankings are available beginning with the 2002 season. In some cases, rankings are unavailable because only the top 25 teams were listed or because there were certain statistical minimums required to be included in the rankings. Here's where Notre Dame has finished in team rankings in the various categories:

## Scoring Offense

Year	Rank	Goals Per Game
2002	---	---
2003	13	10.36
2004	2	12.5
2005	4	11.91
2006	29	9.07
2007	4	11.67
2008	5	12.12
2009	10	11.0
2010	39	9.12
2011	29	9.43
2012	47	8.63
2013	36	9.94
2014	13	11.83
2015	8	13.27
2016	21	11.00
2017	30	10.53
2018	40	10.07
2019	34	11.50
2020	37	12.20
2021	9	14.08
2022	8	14.75
2023	3	15.50
2024	1	15.65
2025	10	13.64
2026	11	13.13

## Scoring Defense

Year	Rank	Goals Per Game
2002	7	7.92
2003	12	7.64
2004	---	7.92
2005	---	8.54
2006	11	7.67
2007	4	6.67
2008	5	7.06
2009	1	6.19
2010	2	7.53
2011	2	6.57
2012	1	6.31
2013	10	8.31
2014	24	9.56
2015	19	9.33
2016	6	8.00
2017	24	9.80
2018	9	8.60
2019	14	10.13
2020	25	10.60
2021	3	8.92
2022	10	10.08
2023	6	9.69
2024	1	8.94
2025	9	9.14
2026	6	8.94

## Face-Off Win Percentage

Year	Rank	Percentage
2002	---	---
2003	---	.440
2004	---	.465
2005	12	.568
2006	9	.566
2007	15	.546
2008	2	.628
2009	9	.556
2010	17	.543
2011	17	.555
2012	32	.500
2013	25	.509
2014	18	.552
2015	33	.500
2016	36	.493
2017	53	.437
2018	25	.526
2019	19	.580
2020	57	.427
2021	9	.621
2022	54	.455
2023	49	.469
2024	13	.571
2025	19	.555
2026	24	.543

## Man-Up Offense

Year	Rank	Percentage
2002	21	.318
2003	11	.373
2004	14	.358
2005	4	.436
2006	40	.250
2007	3	.500
2008	4	.446
2009	13	.383
2010	43	.296
2011	33	.300
2012	51	.257
2013	53	.261
2014	4	.522
2015	4	.524
2016	14	.447
2017	59	.283
2018	38	.315
2019	20	.403
2020	31	.385
2021	2	.548
2022	1	.677
2023	5	.537
2024	1	.671
2025	35	.357
2026	8	.475

## Man-Down Defense

Year	Rank	Percentage
2002	22	.720
2003	---	.735
2004	---	.646
2005	---	.641
2006	3	.788
2007	22	.727
2008	53	.583
2009	12	.741
2010	6	.750
2011	2	.815
2012	1	.892
2013	10	.737
2014	56	.576
2015	59	.553
2016	60	.556
2017	59	.550
2018	51	.611
2019	37	.652
2020	74	.308
2021	43	.650
2022	55	.583
2023	41	.632
2024	64	.553
2025	47	.615
2026	50	.619

## Scoring Margin

Year	Rank	Margin
2002	31	+0.46
2003	11	+2.71
2004	5	+3.25
2005	5	+3.36
2006	16	+1.40
2007	2	+5.00
2008	3	+5.06
2009	2	+4.81
2010	16	+1.59
2011	13	+2.86
2012	13	+2.31
2013	18	+1.63
2014	15	+2.28
2015	6	+3.93
2016	11	+3.00
2017	29	+0.73
2018	19	+1.47
2019	25	+1.38
2020	32	+1.60
2021	3	+5.17
2022	4	+4.67
2023	1	+5.81
2024	1	+6.71
2025	6	+4.50
2026	7	+4.19

## Win Percentage

Year	Rank	Percentage
2002	37	.385
2003	13	.643
2004	20	.583
2005	17	.636
2006	13	.667
2007	7	.733
2008	3	.824
2009	1	.938
2010	21	.588
2011	7	.786
2012	4	.813
2013	16	.688
2014	15	.667
2015	4	.800
2016	12	.733
2017	21	.600
2018	20	.600
2019	25	.563
2020	49	.400
2021	16	.667
2022	17	.667
2023	1	.875
2024	1	.941
2025	21	.643
2026	3	.813

## Assists Per Game

Year	Rank	Assists
2009	14	6.31
2010	52	4.12
2011	42	4.64
2012	51	4.31
2013	40	5.50
2014	25	6.06
2015	21	6.53
2016	30	5.8
2017	48	5.27
2018	53	4.73
2019	60	5.38
2020	37	6.80
2021	7	8.58
2022	21	7.75
2023	11	8.31
2024	3	9.41
2025	9	8.14
2026	11	8.13

## Saves Per Game

Year	Rank	Saves
2009	12	12.31
2010	19	11.47
2011	33	10.0
2012	20	11.19
2013	57	9.63
2014	61	9.44
2015	35	10.87
2016	40	10.13
2017	45	10.27
2018	70	7.47
2019	63	10.0
2020	52	11.0
2021	20	12.83
2022	5	14.25
2023	18	13.12
2024	47	11.88
2025	33	12.14
2026	33	12.13

## Points Per Game

Year	Rank	Points
2009	10	17.31
2010	47	13.24
2011	36	14.07
2012	48	12.94
2013	36	15.44
2014	17	17.89
2015	9	19.8
2016	24	16.80
2017	35	15.80
2018	45	14.80
2019	47	16.88
2020	35	19.00
2021	8	22.67
2022	9	22.50
2023	3	23.81
2024	1	25.06
2025	9	21.79
2026	10	21.25

# NCAA TEAM STATISTICAL RANKINGS

## Ground Balls Per Game

Year	Rank	Ground Balls
2009	4	37.69
2010	46	27.24
2011	49	26.36
2012	41	27.94
2013	55	26.88
2014	19	30.72
2015	9	33.07
2016	20	29.67
2017	50	26.33
2018	36	27.27
2019	43	29.88
2020	47	30.00
2021	6	35.58
2022	27	32.25
2023	12	35.06
2024	13	34.24
2025	15	33.79
2026	18	32.56

## Clearing Percentage

Year	Rank	Percentage
2014	35	.868
2015	38	.852
2016	16	.891
2017	47	.861
2018	4	.919
2019	9	.871
2020	42	.843
2021	26	.862
2022	2	.907
2023	15	.894
2024	5	.902
2025	26	.868
2026	1	.920

## Turnovers Per Game

Year	Rank	Turnovers
2010	21	16.29
2011	7	13.79
2012	18	14.38
2013	37	15.31
2014	28	14.33
2015	12	7.80
2016	35	13.20
2017	21	12.47
2018	46	13.67
2019	44	17.06
2020	5	13.80
2021	11	14.83
2022	5	14.08
2023	3	12.94
2024	11	14.59
2025	9	14.36
2026	6	13.31

## Caused Turnovers Per Game

Year	Rank	Turnovers
2010	35	7.35
2011	48	6.64
2012	51	6.19
2013	58	5.56
2014	39	6.83
2015	12	7.8
2016	7	8.47
2017	24	7.20
2018	52	5.73
2019	54	6.94
2020	46	7.40
2021	49	6.92
2022	19	8.92
2023	9	9.69
2024	18	8.76
2025	32	8.36
2026	36	7.88

## Shot Percentage

Year	Rank	Percentage
2010	43	.266
2011	35	.268
2012	48	.269
2013	33	.271
2014	9	.319
2015	7	.333
2016	27	.293
2017	13	.319
2018	28	.307
2019	22	.303
2020	40	.292
2021	24	.298
2022	7	.329
2023	4	.342
2024	1	.374
2025	5	.324
2026	24	.303

# NCAA INDIVIDUAL STATISTICAL RANKINGS

The NCAA began tracking team and individual statistics and producing weekly rankings in 1996. Full listings of all team and individual rankings are available beginning with the 2002 season. In some cases, rankings are unavailable because only the top 25 teams were listed or because there were certain statistical minimums required to be included in the rankings. Here's where Notre Dame players have finished in individual rankings in the various categories (top 20 ranks only):

## Points Per Game

Year	Player	Rank	Points
2003	Patrick Walsh	12	3.71
2004	Patrick Walsh	7	3.92
	Matt Howell	17	3.36
2005	Patrick Walsh	8	3.91
2006	Brian Hubschmann	20	3.33
	Patrick Walsh	20	3.33
2014	Matt Kavanagh	10	4.17
2021	Pat Kavanagh	5	5.33
2022	Pat Kavanagh	6	5.33
2023	Pat Kavanagh	11	4.81
2024	Chris Kavanagh	9	4.76
	Pat Kavanagh	11	4.71
2025	Chris Kavanagh	9	4.71

## Goals Per Game

Year	Player	Rank	Goals
2003	Dan Berger	18	2.29
2007	Ryan Hoff	7	2.67
2008	Ryan Hoff	11	2.41
2016	Mike Wynne	16	2.67
2023	Chris Kavanagh	19	2.88

## Assists Per Game

Year	Player	Rank	Assists
2003	Patrick Walsh	6	2.29
2004	Patrick Walsh	6	2.17
	Matt Howell	20	1.55
2005	Patrick Walsh	8	2.0
2006	Patrick Walsh	11	1.87
2007	Will Yeatman	16	1.67
2008	Alex Wharton	8	1.88
2016	Matt Kavanagh	13	2.07
2021	Pat Kavanagh	3	3.17
2022	Pat Kavanagh	2	3.25
2023	Pat Kavanagh	2	3.25
2024	Pat Kavanagh	8	2.88

## Ground Balls Per Game

Year	Player	Rank	GBs
2005	Taylor Claggett	13	5.82
2008	Alex Wharton	8	1.88
2024	Will Lynch	15	7.06
2025	Will Lynch	13	6.50

## Face-Off Win Percentage

Year	Player	Rank	Percentage
2005	Taylor Claggett	6	.610
2007	Taylor Claggett	16	.567
2008	Taylor Claggett	4	.619
2009	Trever Sipperly	13	.559
	Jake Mammul	19	.554
2011	Jake Mammul	17	.557
	Liam O'Connor	18	.553
2014	Liam O'Connor	17	.580
2021	Kyle Gallagher	13	.619
2024	Will Lynch	4	.612
2025	Will Lynch	15	.595

## Goals-Against Average

Year	Player	Rank	Average
2002	Nick Antol	11	8.18
2003	Stewart Crosland	11	7.49
2005	Joey Kemp	18	8.36
2006	Joey Kemp	12	7.54
2007	Joey Kemp	4	6.78
2008	Joey Kemp	4	6.69
2009	Scott Rodgers	1	6.14
2010	Scott Rodgers	3	7.56
2011	John Kemp	2	6.61
2012	John Kemp	1	6.27
2015	Shane Doss	20	9.06
2016	Shane Doss	5	7.67
2018	Matt Schmidt	9	8.35
2019	Matt Schmidt	18	10.16
2021	Liam Entenmann	4	8.85
2022	Liam Entenmann	18	10.50
2023	Liam Entenmann	6	9.55
2024	Liam Entenmann	1	8.92
2025	Thomas Ricciardelli	8	9.14
2026	Thomas Ricciardelli	6	8.77

## Save Percentage

Year	Player	Rank	Percentage
2002	Nick Antol	20	.589
2003	Stewart Crosland	5	.626
2004	Stewart Crosland	11	.599
2005	Joey Kemp	1	.652
2006	Joey Kemp	8	.596
2007	Joey Kemp	4	.614
2008	Joey Kemp	3	.635
2009	Scott Rodgers	1	.663
2010	Scott Rodgers	1	.605
2011	John Kemp	4	.602
2012	John Kemp	1	.637
2015	Shane Doss	19	.546
2016	Shane Doss	12	.563
2021	Liam Entenmann	4	.585
2022	Liam Entenmann	8	.572
2023	Liam Entenmann	4	.570
2024	Liam Entenmann	6	.570
2025	Thomas Ricciardelli	8	.566
2026	Thomas Ricciardelli	6	.581

## Saves Per Game

Year	Player	Rank	Saves
2012	John Kemp	11	11.06
2022	Liam Entenmann	14	13.25

## Shot Percentage

Year	Player	Rank	Percentage
2011	Westy Hopkins	15	.429
2014	John Scioscia	4	.526
2015	Conor Doyle	8	.456
	Mike Wynne	11	.452
2016	Mike Wynne	5	.471
	Ryder Gamsey	16	.443
2017	Mike Wynne	5	.508
2018	Brendan Gleason	17	.463
2021	Will Yorke	8	.481
2023	Jake Taylor	19	.429
2024	Jake Taylor	4	.494
	Devon McLane	9	.463
2025	Jake Taylor	3	.508

## Man-Up Goals

Year	Player	Rank	Goals
2019	Brian Costabile	4	8
2021	Will Yorke	2	9
2022	Eric Dobson	19	6
2023	Chris Kavanagh	7	8
2024	Chris Kavanagh	8	7
	Jeffery Ricciardelli	8	7
2025	Jeffery Ricciardelli	16	6

**Bold** represents current player

# ALL-TIME LINEUPS

## 1981 - Won 6, Lost 6

**Captains:** Moe Beshlian, Carl Lunblad, Tim Michels

A	— Mike Lynch (Jr., 6-3, 192)	20 G, 11 A
A	— Steve Linehan (Jr., 5-9, 148)	17 G, 10 A
A	— Steve Pearsall (Fr., 6-1, 175)	13 G, 8 A
M	— Carl Lunblad (Sr., 5-9, 155)	10 G, 6 A
M	— Dan Pace (So., 5-10, 155)	11 G, 8 A
M	— Dan Charhut (Sr., 6-3, 175)	5 G, 4 A
D	— Maurice Beshlian (Sr., 5-10, 185)	
D	— Dave Lewis (Jr., 6-1, 175)	
D	— Rich Wickel (Jr., 6-1, 175)	
G	— Tim Michels (Sr., 5-10, 170)	231 saves

**Top Subs:** A Gerald Levesque, Fr. (10 G, 4 A); M Bill Bonde, Jr. (14 G, 8 A); M Kevin Campion, Sr. (6 G, 2 A); M Bob Durgin, Sr. (4 G, 4 A); D Sean Corscadden, So.

## 1982 - Won 9, Lost 6

**Captains:** Dave Lewis, Mike Lynch

**Midwest Lacrosse Association University Division Champions**

A	— Mike Lynch (Sr., 6-3, 200)	11 G, 3 A
A	— Steve Linehan (Sr., 5-9, 148)	42 G, 22 A
A	— Steve Pearsall (So., 6-1, 175)	23 G, 29 A
M	— Dan Pace (Jr., 5-10, 155)	15 G, 18 A
M	— Bill Bonde (Sr., 6-4, 210)	40 G, 14 A
M	— Mark Farino (Sr., 5-0, 150)	4 G, 6 A
D	— Dave Lewis (Sr., 6-1, 175)	
D	— Justin Shay (Fr., 6-1, 175)	5 G, 3 A
D	— Pat Jank (Sr., 5-10, 155)	
G	— Rob Simpson (Fr., 6-0, 175)	218 saves

**Top Subs:** A Gerald Levesque, So. (13 G, 12 A); M Mike Quinn, So. (9 G, 3 A); M Joe Hart, Fr. (8 G, 8 A); M Kevin Smith, So. (4 G, 3 A); D Sean Corscadden, Jr.; G Pat Poletti, Fr. (35 saves)

## 1983 - Won 6, Lost 7

**Captains:** Sean Corscadden, Tracy Cotter, Dan Pace

A	— Bob Trocchi (So., 6-0, 155)	16 G, 20 A
A	— Steve Pearsall (Jr., 6-1, 190)	18 G, 8 A
A	— Joe Franklin (Fr., 5-9, 150)	27 G, 6 A
M	— Dan Pace (Sr., 5-10, 155)	15 G, 15 A
M	— Kevin Smith (Jr., 5-9, 165)	10 G, 3 A
M	— Justin Driscoll (Sr., 5-10, 170)	21 G, 6 A
D	— Sean Corscadden (Sr., 5-10, 175)	
D	— Justin Shay (So., 6-2, 185)	4 G, 1 A
D	— Steve Cloud (So., 6-0, 185)	
G	— Rob Simpson (So., 6-0, 175)	129 saves

**Top Subs:** A Tom Grote, Fr. (13 G, 14A); M Mike Quinn, Jr. (7 G); M Joe Hart, So. (10 G, 1A); M Dwayne Hicks, So. (3 G, 3A); D Mike Rice, Fr.; G Pat Poletti, So. (68 saves)

## 1984 - Won 9, Lost 3

**Captains:** Steve Pearsall, Mike Quinn, Kevin Smith

**Midwest Lacrosse Association Champions**

A	— Steve Pearsall (Sr., 6-2, 195)	18 G, 8 A
A	— Bob Trocchi (Jr., 6-0, 170)	36 G, 12 A
A	— Joe Franklin (So., 5-10, 160)	21 G, 12 A
M	— Mark Steranka (So., 5-11, 165)	21 G, 12 A
M	— Tim Corrigan (So., 6-0, 180)	6 G, 1 A
M	— Kevin Smith (Sr., 5-8, 160)	4 G, 1 A
D	— Justin Shay (Jr., 6-2, 195)	1 G, 1 A
D	— Mike Rice (So., 5-11, 185)	
D	— Wally Stack (Fr., 5-7, 143)	
G	— Rob Simpson (Jr., 6-0, 175)	164 saves

**Top Subs:** A Don Gayhardt, So. (6 G, 6 A); M Mike Quinn, Sr. (5 G); M Joe Hart, Jr. (7 G, 2 A); M Tom Grote, So. (14 G, 11 A); D Dwayne Hicks, Jr. (2 G, 3 A); G Pat Poletti, Jr. (26 saves)

## 1985 - Won 9, Lost 7

**Captains:** Justin Shay, Bob Trocchi

**MLA Great Lakes Conference Champions**

A	— Bob Trocchi (Sr., 6-0, 180)	32 G, 27 A
A	— Joe Franklin (Jr., 5-9, 155)	40 G, 11 A
A	— John McLachlan (So., 5-4, 130)	18 G, 9 A
M	— Joe Hart (Sr., 6-1, 195)	7 G, 2 A
M	— John Wilson (Sr., 5-7, 150)	3 G, 3 A
M	— Mark Steranka (Jr., 5-11, 165)	8 G
D	— Justin Shay (Sr., 6-2, 200)	6 G, 3 A
D	— Mike Rice (Jr., 5-11, 185)	
D	— Wally Stack (So., 5-7, 150)	
G	— Rob Simpson (Sr., 6-0, 180)	112 saves

**Top Subs:** A Jim Shields, Sr. (3 G, 5 A); M Tim Corrigan, Jr. (7 G, 6 A); M Dave O'Neill, So. (4 G, 2 A); M Tom Grote, Jr. (4 G, 8 A); D Dwayne Hicks, Sr. (1 A); G Matt McQuillan, Fr. (118 saves)

## 1986 - Won 9, Lost 4

**Captains:** Tom Grote, Mike Rice

**MLA Great Lakes Conference Champions**

A	— Jim Shields (Jr., 6-1, 185)	23 G, 14 A
A	— Tom Grote (Sr., 6-0, 195)	29 G, 29 A
A	— Joe Franklin (Sr., 5-10, 160)	31 G, 13 A
M	— Tim Corrigan (Sr., 6-0, 195)	11 G, 2 A
M	— Dave O'Neill (Jr., 5-7, 145)	11 G, 2 A
M	— Tony Rettino (Sr., 6-0, 180)	2 G
D	— Jim Fallon (Sr., 6-3, 195)	
D	— Mike Rice (Sr., 5-11, 185)	
D	— Wally Stack (Jr., 5-7, 150)	
G	— Matt McQuillan (So., 5-10, 150)	173 saves

**Top Subs:** A John Olmstead, Fr. (8 G, 4 A); M John McNicholas, So. (2 G, 2 A); M John Burtis, So. (6 G, 1A); M Tom Lanahan, So. (4 G, 2 A); D Dick Milone, Jr.; G Tom Fredericks, So. (11 saves)

## 1987 - Won 6, Lost 5

**Captains:** Dave O'Neill, Wally Stack

A	— Jim Shields (Sr., 6-1, 185)	6 G, 3 A
A	— John McLachlan (Sr., 5-4, 130)	19 G, 29 A
A	— John Olmstead (So., 6-2, 190)	20 G, 17 A
M	— Dave O'Neill (Sr., 5-7, 160)	13 G, 6 A
M	— Art Brady (Jr., 5-8, 165)	7 G, 2 A
M	— John McNicholas (Jr., 6-3, 195)	9 G, 10 A
D	— Wally Stack (Sr., 5-7, 145)	
D	— James Fallon (Sr., 6-3, 205)	2 A
D	— Dick Milone (Sr., 6-0, 170)	
G	— Jeff Glazier (Fr., 5-11, 180)	138 saves

**Top Subs:** A Jeff Shay, Jr. (7 G, 2 A); M Dave Kidder, So. (3 G); M Tom Lanahan, Jr. (11 G, 5 A); M Mike Quigley, Fr. (5 G, 2 A); D Doug Spencer, So. (1 G)

## 1988 - Won 10, Lost 4

**Captains:** Tom Lanahan, John McNicholas, Art Brady

**MLA Great Lakes Conference Tri-Champions**

A	— John Olmstead (Jr., 6-2, 190)	33 G, 25 A
A	— Brian McHugh (So., 6-1, 165)	18 G, 14 A
A	— Jeff Shay (Sr., 5-10, 165)	13 G, 4 A
M	— John McNicholas (Sr., 6-3, 195)	16 G, 15 A
M	— Tom Lanahan (Sr., 5-10, 170)	20 G, 9 A
M	— Art Brady (Sr., 5-8, 165)	7 G, 1 A
D	— Doug Spencer (Jr., 6-0, 185)	6 A
D	— Randy McDonald (Sr., 5-8, 150)	
D	— Kevin O'Connor (Jr., 6-1, 165)	
G	— Matt McQuillan (Sr., 5-10, 155)	163 saves

**Top Subs:** A Dave Carey, So. (9 G, 7 A); M John Capano, Fr. (4 G, 1 A); M Dave Kidder, Jr. (4 G, 1 A); M Mike Quigley, So. (9 G, 4 A); D Kevin O'Connor, Jr.; G Jeff Glazier, So. (28 saves)

# ALL-TIME LINEUPS

## 1989 - Won 7, Lost 6

**Captains:** John Olmstead, Kevin O'Connor, Doug Spencer

A	— John Olmstead (Sr., 6-1, 192).....	22 G, 17 A
A	— Brian McHugh (Jr., 6-2, 170).....	18 G, 14 A
A	— Dave Carey (Jr., 6-0, 180).....	5 G, 1 A
M	— Mike Quigley (Jr., 5-10, 170).....	12 G, 6 A
M	— John Capano (So., 5-11, 155).....	10 G, 8 A
M	— Chris Nelson (Fr., 5-10, 165).....	10 G, 7 A
D	— Dave Barnard (So., 6-2, 185).....	1 G, 15 GB
D	— Mike Stevens (Jr., 6-4, 195).....	13 GB
D	— Kevin O'Connor (Sr., 6-1, 180).....	19 GB
G	— Tom Duane (Fr., 6-0, 160).....	80 saves

**Top Subs:** A Rob Lynn, Jr., (8 G, 2 A); A Mike Sullivan, Fr., (13 G, 3 A); **DM** Doug Spencer, Sr., (2 G, 6 A); **DM** Eamon McAnaney, So., (1 G, 37 GB); **DM** Kevin Patrick, Fr. (1 G, 35 GB); **G** Jeff Glazier, Jr., (59 saves)

## 1990 - Won 9, Lost 7

**Captains:** Dave Carey, Mike Quigley

**NCAA Championship First Round**

**MLA Great Lakes Conference Champions**

A	— Mike Sullivan (So., 5-8, 170).....	20 G, 32 A
A	— Brian McHugh (Sr., 6-3, 170).....	32 G, 8 A
A	— Mike Sennett (Jr., 5-7, 170).....	11 G, 3 A
M	— Mike Quigley (Sr., 5-10, 170).....	19 G, 3 A
M	— John Capano (Jr., 5-11, 165).....	9 G, 1 A
M	— Brian Mayglothing (Fr., 6-2, 190).....	11 G, 12 A
D	— Dave Barnard (Jr., 6-2, 190).....	1 A, 57 GB
D	— Mike Stevens (Sr., 6-4, 200).....	49 GB
D	— Eamon McAnaney (Jr., 6-0, 185).....	50 GB
G	— Chris Parent (Fr., 5-7, 160).....	139 saves

**Top Subs:** A Brian Schirf, Jr., (8 G, 1 A); A Bo Perriello, Fr., (6 G, 3 A); M Dave Carey, Sr., (14 G, 10 A); M Ed Lamb, Fr., (13 G, 2 A); M Chris Nelson, So., (5 G, 1 A); D Pete Gillin, Jr., (1 G, 82 GB); G Tom Duane, So., (65 saves)

## 1991 - Won 7, Lost 7

**Captains:** Dave Barnard, Eamon McAnaney, Mike Sennett

A	— Mike Sullivan (Jr., 5-8, 177).....	20 G, 32 A
A	— Brian Schirf (Jr., 5-10, 168).....	32 G, 8 A
A	— Robbie Snyder (Fr., 5-7, 201).....	10 G, 6 A
M	— Brian Mayglothing (So., 6-1, 179).....	11 G, 12 A
M	— John Capano (Sr., 5-11, 170).....	8 G, 5 A, 101 GB
M	— Ed Lamb (So., 5-10, 162).....	17 G, 5 A
D	— Dave Barnard (Jr., 6-2, 188).....	1A, 57 GB
D	— Doug Murray (Jr., 5-10, 176).....	44 GB
D	— Eamon McAnaney (Jr., 6-0, 183).....	50 GB
G	— Chris Parent (Fr., 5-6, 175).....	139 saves

**Top Subs:** A Bo Perriello, So., (2 G, 1 A); A Mike Sennett, Sr., (5 G, 1 A); M Willie Sutton, Fr., (5 G, 5 A); M Willie Ahmuty, Fr., (4 G, 1 A); M Chip Lonsdale, So., (54 GB); G Pat Finn, So., (97 saves)

## 1992 - Won 10, Lost 5

**Captains:** Doug Murray, Chris Nelson, Brian Schirf, Mike Sullivan

**NCAA Championship First Round**

**MLA Great Lakes Conference Champions**

A	— Randy Colley (So., 6-2, 194).....	43 G, 28 A
A	— Mike Sullivan (Sr., 5-8, 177).....	32 G, 26 A
A	— Robbie Snyder (Jr., 5-7, 201).....	21 G, 11 A
M	— Brian Mayglothing (Jr., 6-1, 179).....	25 G, 19 A
M	— Willie Sutton (Jr., 5-9, 143).....	9 G, 14 A, 63 GB
M	— Brian Schirf (Sr., 5-10, 168).....	16 G, 6 A
D	— Doug Murray (Sr., 5-10, 176).....	69 GB
D	— Mike Iorio (Fr., 6-2, 200).....	58 GB
D	— Garrett Reilly (Jr., 6-0, 202).....	44 GB
G	— Chris Parent (Jr., 5-6, 175).....	131 saves
G	— Ryan Jewell (Fr., 5-8, 150).....	83 saves

**Top Subs:** A Bo Perriello, Jr., (8 G, 4 A); A Steve Manley, So., (6 G, 4 A); M Chris Nelson, Sr., (4 G, 4 A); M Willie Ahmuty, So., (8 G, 5 A); M Chip Lonsdale, Jr., (56 GB); D Kevin Murphy, Fr., (29 GB); D Todd Bialous, Fr., (24 GB); G Pat Finn, Jr., (10 saves)

## 1993 - Won 11, Lost 3

**Captains:** Ed Lamb, Chris Parent, Bo Perriello

**NCAA Championship First Round**

**MLA Great Lakes Conference Champions**

A	— Randy Colley (Jr., 6-2, 194).....	48 G, 23 A
A	— Robbie Snyder (Jr., 5-7, 201).....	31 G, 11 A
A	— Kevin Mahoney (So., 6-0, 187).....	18 G, 6 A
M	— Ed Lamb (Sr., 5-10, 162).....	5 G, 13 A
M	— Willie Sutton (Jr., 5-9, 143).....	9 G, 14 A, 63 GB
M	— Billy Ahmuty (Jr., 5-8, 151).....	5 G, 7 A, 98 GB
D	— Garrett Reilly (Jr., 6-0, 202).....	28 GB
D	— Mike Iorio (Jr., 6-2, 200).....	3 G, 4 A, 45 GB
D	— Billy Gallagher (So., 5-11, 190).....	2 A, 57 GB
G	— Ryan Jewell (So., 5-8, 150).....	106 saves

**Top Subs:** A Bo Perriello, Sr., (5 G, 4 A); A Mark Hexamer, Jr., (7 G, 3 A); M Marc Pasquale, So., (3 G); M Rob Tobin, Fr., (12 G, 15 A); M Kevin Lymyak, So., (3 G, 1 A); D Chris Bury, So.; D Pete Snyder, So.; G Chris Parent, Sr., (40 saves)

## 1994 - Won 10, Lost 2

**Captains:** Billy Ahmuty, Randy Colley, Will Sutton

**NCAA Championship First Round**

**GWLL Champions**

A	— Randy Colley (Sr., 6-3, 215).....	33 G, 24 A
A	— Robbie Snyder (Sr., 6-0, 185).....	34 G, 19 A
A	— Brian Gillfillan (So., 5-9, 168).....	13 G, 9 A
M	— Bill Ahmuty (Sr., 5-9, 162).....	11 G, 4A, 63 GB
M	— Bill Hogan, (Fr., 6-3, 195).....	12 G, 14 A
M	— Kevin Mahoney (Jr., 6-0, 187).....	5 G, 7 A
D	— Mike Iorio (Sr., 6-2, 215).....	6 G, 2 A, 55 GB
D	— Bill Gallagher (Jr., 5-11, 190).....	0 G, 3 A, 38 GB
D	— Chris Bury (Jr., 5-11, 172).....	1 A, 45 GB
G	— Ryan Jewell (Jr., 5-8, 150).....	141 saves

**Top Subs:** A Marc Hexamer, Sr., (1 G, 1 A); M Jason Pett, Jr., (5 G, 5 A); M J.T. Tremante, Jr., (3 G, 3 A); M Mike Maroney, So., (4 G, 2 A); M Marc Pasquale, Jr., (4 G); M Anthony Reid, Fr., (4 G); M Kevin Lymyak, Jr., (1 G); G Glenday, So., (3 A, 58 GB); M Andy Scollan, Jr., (19 GB); D Pete Snyder, Jr., (17 GB)

## 1995 - Won 9, Lost 5

**Captains:** Randy Colley, Billy Gallagher, Mike Iorio

**NCAA Championship Quarterfinalist**

**GWLL Champions**

A	— Randy Colley (Sr., 6-2, 194).....	49 G, 25 A
A	— Brian Gillfillan (Jr., 5-9, 172).....	14 G, 11 A
A	— Tim Kearney (So., 5-10, 170).....	22 G, 5 A
M	— Will Sutton (Sr., 5-9, 143).....	23 G, 23 A, 65 GB
M	— Marc Pasquale (Sr., 5-7, 145).....	5 G, 2 A
M	— Jason Pett (Sr., 6-4, 170).....	10 G, 3 A
D	— Mike Iorio (Sr., 6-2, 200).....	1 G, 1 A, 37 GB
D	— Bill Gallagher (Sr., 5-11, 180).....	0 G, 1 A, 54 GB
D	— Chris Bury (Sr., 5-11, 172).....	0 G, 0 A, 30 GB
G	— Alex Cade (Fr., 5-8, 170).....	158 saves

**Top Subs:** A Will DeRiso, So., (4 G, 1A); A Kevin Mahoney, Jr., (4 G, 7 A); M Burke Hayes, Fr., (7 G, 3 A); M J.T. Tremante, Jr., (3 G, 4 A); M Jimmy Keenan, Fr., (5 G, 3 A); M Brian Erickson, Jr., (3 G, 1 A); M Andy Scollan, Sr., (12 GB); D Dave Cashen, So., (12 GB); D Todd Rassaas, Fr., (33 GB); D Pete Snyder, Sr., (8 GB)

## 1996 - Won 9, Lost 4

**Captains:** Todd Bialous, Brian Erickson, Greg Glenday

**NCAA Championship First Round**

**GWLL Champions**

A	— Will DeRiso (Jr., 5-4, 160).....	12 G, 10A
A	— Chris Dusseau (Fr., 6-3 185).....	29 G, 2A
A	— Brian Gillfillan (Sr., 5-9, 172).....	10 G, 10A
M	— Jimmy Keenan (So., 6-0, 170).....	15 G, 19 A, 59 GB
M	— Tony Reid (Jr., 6-0, 200).....	18 G, 2A
M	— Burke Hayes (So., 6-2, 183).....	10G, 0A
D	— Todd Bialous (Fr., 6-2, 180).....	56 GB
D	— Dave Cashen (Jr., 6-1, 185).....	35 GB
D	— Todd Rassaas (So., 6-2, 180).....	41 GB
G	— Alex Cade (So., 5-8, 170).....	169 saves

**Top Subs:** A Kevin Mahoney, Sr., (5 G, 5 A); M J.T. Tremante, Sr., (7 G, 5 A); M Mike Maroney, Sr., (8 G, 3 A); M Brian Erickson, Sr., (8 G, 3 A); M Joe Bialous, Fr., (4 G, 2 A); M Brian Erickson, Sr., (3 G, 1 A); M Andy Scollan, Sr., (25 GB); D Laurence Galli, Fr., (9 GB)

# ALL-TIME LINEUPS

## 1997 - Won 9, Lost 3

**Captains:** Alex Cade, Dave Cashen, Will DeRiso, Jimmy Keenan

### NCAA Championship First Round

#### GWLL Champions

A	— Will DeRiso (Jr., 5-4, 160).....	18 G, 25 A
A	— Chris Dusseau (So., 6-3, 190).....	29 G, 5 A
A	— Ned Webster (Jr., 6-0, 185).....	13 G, 18 A
M	— Jimmy Keenan (Jr., 6-0, 180).....	12 G, 28 A, 42 GB
M	— Brad Owen (So., 6-2, 190).....	10 G, 0 A
M	— Burke Hayes (Jr., 6-2, 185).....	23 G, 3 A
D	— Adam Sargent (Jr., 6-0, 198).....	55 GB
D	— Dave Cashen (Sr., 6-1, 185).....	31 GB
D	— Todd Rassas (Jr., 6-2, 195).....	68 GB
G	— Alex Cade (Jr., 5-8, 165).....	133 saves

**Top Subs:** A Stedman Oakey, Fr., (8 G, 2 A); A Ben Savage, So., (4 G, 3 A); M Dan Butler, Jr., (4 G, 2 A); M Stephen Taylor, So., (5 G, 1 A); M Ken Yanicky, Fr., (3 G, 2 A, 76 GB); M Kevin Higgins, Fr., (1 G, 17 GB); D Laurence Galli, So., (1 G, 8 GB); D Eddie Stohlman, Jr., (1 A, 7 GB); D David Biddison, So., (2 GB); D Steve Sepeta, So., (5 GB)

## 1998 - Won 5, Lost 7

**Captains:** Alex Cade, Burke Hayes, Jimmy Keenan, Will DeRiso

A	— Chris Dusseau (Jr., 6-3, 207).....	24 G, 2 A
A	— David Ulrich (Fr., 5-8, 150).....	16 G, 18 A
A	— Stedman Oakey (So., 6-0, 192).....	7 G, 7 A
M	— Jimmy Keenan (Sr., 6-0, 180).....	22 G, 13 A, 40 GB
M	— Brad Owen (Jr., 6-2, 190).....	5 G, 0 A
M	— Burke Hayes (Sr., 6-2, 185).....	6 G, 9 A
D	— David Biddison (Jr., 6-2, 190).....	22 GB
D	— Laurence Galli (Jr., 6-4, 195).....	31 GB
D	— Todd Rassas (Sr., 6-2, 195).....	52 GB
G	— Alex Cade, (Sr., 5-8, 165).....	161 saves

**Top Subs:** A Ben Savage, Sr., (8 G, 2 A); A Tom Glatzel, Fr., (2 G, 1 A); M Dan Butler, Sr., (7 G, 1 A); M Revere La Noue, Jr., (4 G, 3 A); M Todd Ulrich, Fr., (4 G, 3 A); M Stephen Taylor, Jr., (2 G, 1 GB); M Steve Bishko, Fr., (0 G, 3 A); M Kevin Higgins, So., (79 GB); M Connor Pett, Fr., (2 G); D Eddie Stohlman, Sr., (6 GB); D Mike Adams, Fr., (1 GB); D Mike Pfeffer, So., (12 GB); D Steve Sepeta, Jr., (5 GB)

## 1999 - Won 8, Lost 6

**Captains:** David Biddison, Chris Dusseau

### NCAA Championship First Round

#### GWLL Champions

A	— David Ulrich (So., 5-8, 150).....	17 G, 31 A
A	— Tom Glatzel (So., 6-2, 170).....	26 G, 15 A
A	— Chris Dusseau (Sr., 6-3, 207).....	33 G, 2 A
M	— Todd Ulrich (So., 5-9, 155).....	13 G, 12 A
M	— Steve Bishko (So., 6-2, 188).....	16 G, 8 A
M	— Brad Owen (Sr., 6-2, 190).....	16 G, 3 A
D	— David Biddison (Sr., 6-2, 190).....	0 G, 0 A, 17 GB
D	— Laurence Galli (Sr., 5-11, 175).....	0 G, 1 A, 13 GB
D	— Mike Adams (So., 6-2, 195).....	0 G, 0 A, 37 GB
G	— Kirk Howell (Jr., 6-1, 180).....	160 saves

**Top Subs:** A John Flandina, Fr., (11 G, 6 A); A Ned Webster, Sr., (0 G, 4 A); A Jon Harvey, (1 G, 2 A); A Ben Savage, Sr., (3 G, 0 A); M Stedman Oakey, Jr., (6 G, 3 A); M Kevin Higgins, Jr., (0 G, 3 A, 83 GB); M Revere La Noue, Sr., (2 G, 1 A); M Sean Meehan, Sr., (1 G, 2 A); M Chris Young, So., (2 G, 1 A); M Chad DeBolt, Fr., (2 G, 0 A); D Ray Cross, Sr., (0 G, 0 A); D Aaron McCann, So., (0 G, 0 A); D Steve Sepeta, Sr., (0 G, 0 A)

## 2000 - Won 10, Lost 4

**Captains:** Patrick Darcy, Steve Fiamingo, Kevin Higgins, Kirk Howell

### NCAA Championship Quarterfinalist

#### GWLL Champions

A	— Tom Glatzel (Jr., 6-2, 170).....	38 G, 18 A, 61 GB
A	— David Ulrich (Jr., 5-8, 158).....	17 G, 32 A, 50 GB
A	— John Harvey (Jr., 5-10, 176).....	28 G, 1 A
M	— Todd Ulrich (Jr., 5-9, 155).....	9 G, 9 A
M	— Stedman Oakey (Sr., 6-1, 187).....	9 G, 11 A
M	— Chris Young (Jr., 5-9, 172).....	12 G, 2 A
D	— A.J. Wright (So., 6-3, 202).....	0 G, 0 A, 26 GB
D	— Mike Adams (Jr., 6-2, 195).....	3 G, 0 A, 43 GB
D	— Steve Fiamingo (Sr., 5-8, 230).....	2 G, 0 A, 35 GB
G	— Kirk Howell (Sr., 6-1, 180).....	153 saves

**Top Subs:** A Owen Asplundh, So., (3 G); A Keith Parendo, Sr., (3 A); M Steve Bishko, Jr., (17 G, 6 A); M John Flandina, So., (8 G, 6 A); M Devin Ryan, So., (6 G, 1 A); M Kevin Higgins, Sr., (1 G, 2 A, 71 GB); M Chad DeBolt, So., (43 GB); D Joe Neiman, Fr., (1 G); D John Souch, Fr., (1 A, 23 GB); D Dave Rubano, Sr., (11 GB); G Patrick Darcy, Sr., (3 saves)

## 2001 - Won 14, Lost 2

**Captains:** Mike Adams, Kirk Howell, Tom Glatzel, David Ulrich

### NCAA Championship Semifinalist

#### GWLL Champions

A	— Tom Glatzel (Sr., 6-2, 186).....	40 G, 27 A, 46 GB
A	— David Ulrich (Sr., 5-8, 160).....	20 G, 29 A, 56 GB
A	— John Harvey (Sr., 5-9, 189).....	30 G, 3 A, 26 GB
M	— Steve Bishko (Sr., 6-2, 187).....	19 G, 5 A, 69 GB
M	— John Flandina (Jr., 5-10, 176).....	20 G, 7 A, 20 GB
M	— Devin Ryan (Jr., 6-2, 207).....	15 G, 2 A, 10 GB
D	— Mike Adams (Sr., 6-2, 193).....	1 A, 37 GB
D	— A.J. Wright (Jr., 6-3, 202).....	28 GB
D	— Mike Pfeffer (Sr., 6-0, 186).....	3 GB
G	— Kirk Howell (Sr., 6-1, 178).....	180 saves

**Top Subs:** M Todd Ulrich, Sr., (18 G, 9 A, 28 GB); M Chris Young, Sr., (12 G, 9 A, 25 GB); M Travis Wells, So., (3 G, 1 A, 8 GB); M Kyle Frigon, So., (2 G, 1 A); A Owen Asplundh, Jr., (2 G, 0 A); M Steve Claggett, Fr., (1 G, 0 A); M Eric Simon, So., (0 G, 1 A); D Mickey Blum, Fr., (0 G, 0 A); D Chris Fallon, Jr., (0 G, 0 A); M Nick Petcoff, Fr., (0 G, 0 A); D John Souch, So., (0 G, 0 A)

## 2002 - Won 5, Lost 8

**Captains:** Chad DeBolt, John Flandina, Devin Ryan, A.J. Wright

#### GWLL Co-Champions

A	— Owen Asplundh (Sr., 6-2, 213).....	6 G, 0 A, 27 GB
A	— Dan Berger (So., 5-11, 160).....	21 G, 4 A, 20 GB
A	— Brian Giordano (Fr., 6-2, 180).....	11 G, 6 A
M	— John Flandina (Sr., 5-10, 176).....	10 G 15 A, 26 GB
M	— Kyle Frigon (Jr., 5-10, 160).....	11 G, 6 A, 27 GB
M	— Devin Ryan (Sr., 6-2, 207).....	17 G, 5 A, 11 GB
D	— Mickey Blum (So., 6-2, 195).....	25 GB
D	— Eric Simon (Jr., 6-2, 200).....	1 G, 36 GB
D	— A.J. Wright (Sr., 6-3, 202).....	31 GB
G	— Nick Antol (Jr., 5-7, 159).....	119 saves

**Top Subs:** M Travis Wells, Jr., (10 G, 5 A, 15 GB); M Matt Malakoff, Fr., (4 G, 8 A 17 GB); A Chris Richez, Fr. (6 G, 4A, 27 GB); M Steve Claggett, So., (6 G, 28 GB); M Chad DeBolt, Sr., (1 G, 51 GB); M John Mulflur So., (1 G); M Owen Mulford, So., (1 G, 10 GB); M Nick Petcoff, So., (5 GB); M Brennan Creaney, So., (17 GB); G Stewart Crosland, So., (42 saves)

# ALL-TIME LINEUPS

## 2003 - Won 9, Lost 5

**Captains:** John Souch, Steve Claggett, Travis Wells, Eric Simon

### GWLL Tri-Champions

A — Patrick Walsh (Fr., 5-10, 170).....	20 G, 32 A, 33 GB
A — Dan Berger (Jr., 5-11, 160).....	32 G, 2 A, 25 GB
A — Matt Howell (Jr., 5-9, 150).....	15 G, 19 A, 18 GB
M — Steve Claggett (Jr., 5-10, 175).....	7 G, 1 A, 38 GB
M — Matt Karweck (Fr., 5-11, 170).....	14 G, 7 A, 24 GB
M — Brian Giordano (So., 6-2, 185).....	13 G, 5 A, 23 GB
D — Mickey Blum (Jr., 6-2, 195).....	23 GB
D — Eric Simon (Sr., 6-2, 205).....	57 GB
D — Brennan Creaney (Jr., 6-0, 175).....	37 GB
G — Stewart Crosland (Jr., 6-1, 185).....	154 saves

**Top Subs:** M Travis Wells, Sr. (14 G, 7 A, 24 GB); D John Souch, Sr. (1 A, 25 GB); M Owen Mulford, Jr. (10 G, 3 A, 12 GB); M Matt Ryan, Fr. (4 G, 4 A, 24 GB); A Kyle Frigon, Sr. (4 G, 3 A, 19 GB); D D.J. Driscoll, Fr. (1 G, 61 GB); A/M Brian Hubschmann, Fr. (3 G, 3 A, 7 GB); M Chris Richez, So. (4 G, 2 A, 26 GB); M Drew Peters, Fr. (4 G, 1 A, 20 GB); G Nick Antol, Sr. (18 saves)

## 2004 - Won 7, Lost 5

**Captains:** None

A — Pat Walsh (So., 5-10, 185).....	21 G, 26 A, 20 GB
A — Dan Berger (Sr., 5-11, 160).....	20 G, 3 A, 16 GB
A — Matt Howell (Sr., 5-9, 150).....	20 G, 17 A, 23 GB
M — Brian Hubschmann (So., 6-4, 200).....	18 G, 11 A, 20 GB
M — Matt Ryan (So., 6-0, 165).....	7 G, 10 A, 39 GB
M — Brian Giordano (Jr., 6-2, 190).....	18 G, 6 A, 15 GB
D — Brennan Creaney (Sr., 6-0, 175).....	43 GB
D — D.J. Driscoll (So., 6-4, 195).....	37 GB
D — Mickey Blum (Sr., 6-2, 195).....	1 G, 15 GB
G — Stewart Crosland (Sr., 6-2, 195).....	161 saves, 9.08 GAA, 599, 31 GB

**Top Subs:** M Matt Karweck, So. (15 G, 5 A, 20 GB); M Steve Claggett, Sr. (7 G, 3 A, 43 GB); A Brian Boyle, Fr. (2 G, 4 A); M Chris Richez, Jr. (3 G, 2 A, 22 GB); M Owen Mulford, Sr. (2 G, 2 A); M Drew Peters, So. (2 G, 1 A, 13 GB); M Frank Matarazzo, Jr. (2 G, 22 GB, 47-127 FO); D Joey Rallo, Fr. (15 GB); M Bill Liva, Fr. (14 GB); M Chris Masterson, Sr.; M Craig Bishko, Jr. (24 GB, 65-136 FO); M Brandon Schultheis, So. (6 GB)

## 2005 - Won 7, Lost 4

**Captains:** Stewart Crosland, Brian Giordano, Jim Morrison, Chris Richez

A — Pat Walsh (So., 5-8, 183).....	21 G, 26 A, 20 GB
A — Jim Morrison (Sr., 5-9, 172).....	25 G, 6 A, 26 GB
A — Matt Karweck (Jr., 5-10, 181).....	13 G, 13 A, 22 GB
M — Michael Podgajny (Fr., 6-0, 183).....	10 G, 6 A, 10 GB
M — Matt Ryan (Jr., 6-0, 168).....	11 G, 10 A, 23 GB
M — Brian Giordano (Sr., 6-4, 200).....	15 G, 4 A, 15 GB
D — Ross Zimmerman (Fr., 6-2, 189).....	10 GB
D — D.J. Driscoll (Jr., 6-4, 199).....	37 GB
D — Joey Rallo (So., 6-0, 186).....	19 GB
G — Joey Kemp (Fr., 5-11, 171).....	131 saves, 8.36 GAA, 652, 25 GB

**Top Subs:** A Matt Malakoff, Sr. (6 G, 5 A, 7 GB); M Drew Peters, Jr. (5 G, 4, 22 GB); M Colin Fatti, Sr. (5 G, 2 A, 4 GB); M Lucius Polk, So. (4 G, 6 GB); M Taylor Claggett, Fr. (2 G, 1 A, 64 GB, 131-214 FO); M Frank Matarazzo, Sr. (7 GB, 16-35 FO); M Ryan Cunn, So. (3 G, 3 GB); M Chris Richez, Sr. (2 G, 2 A, 14 GB); M Brandon Schultheis, Jr. (9 GB); D Sean Dougherty, Fr. (14 GB); D J.R. Stahl, So. (10 GB); G Stewart Crosland, Sr. (41 saves, 8.54 GAA, 672, 3 GB)

## 2006 - Won 10, Lost 5

**Captains:** D.J. Driscoll, Drew Peters

### NCAA Championship First Round

A — Pat Walsh (Sr., 5-8, 183).....	22 G, 28 A, 28 GB
A — Brian Hubschmann (Sr., 6-5, 198).....	31 G, 19 A, 24 GB
A — Ryan Hoff (Fr., 5-11, 203).....	21 G, 1 A, 10 GB
M — Matt Karweck (Sr., 5-10, 181).....	22 G, 6 A, 10 GB
M — Matt Ryan (Sr., 6-0, 168).....	8 G, 9 A, 32 GB
M — Bill Liva (Jr., 5-11, 188).....	10 G, 8 A, 29 GB
D — Sean Dougherty (So., 6-0, 176).....	41 GB
D — D.J. Driscoll (Sr., 6-4, 199).....	67 GB
D — Joey Rallo (Jr., 6-0, 186).....	12 GB
G — Joey Kemp (So., 5-11, 171).....	159 saves, 7.54 GAA, 596, 28 GB

**Top Subs:** A Peter Christman, Fr. (5 G, 5 A, 12 GB); A Duncan Swezey, Jr. (3 G, 3 A); M Drew Peters, Sr. (2 G, 3 A, 29 GB); M Michael Podgajny, So. (7 G, 8 A, 6 GB); M Taylor Claggett, So. (126-205 FO, 49 GB); M Brandon Schultheis, Sr. (8 GB); M Brannon Halvorsen, Jr. (16 GB); M Ryan Cunn, Jr. (1 G, 12 GB); M Lucius Polk, Jr. (4 G, 3 A, 24 GB); D Ross Zimmerman, So. (23 GB); D Regis McDermott, Fr. (24 GB)

## 2007 - Won 11, Lost 4

**Captains:** Brian Hubschmann, Joey Kemp, Bill Liva

### NCAA Championship First Round

#### GWLL Champions

A — Ryan Hoff (So., 5-11, 203).....	40 G, 4 A, 27 GB
A — Will Yeatman (Fr., 6-6, 260).....	21 G, 25 A, 27 GB
A — Alex Wharton (Jr., 5-11, 160).....	8 G, 10 A, 7 GB
M — Brian Hubschmann (Sr., 6-5, 198).....	27 G, 12 A, 20 GB
M — Michael Podgajny (Jr., 6-0, 183).....	26 G, 13 A, 63 GB
M — Lucius Polk (Sr., 6-2, 186).....	18 G, 9 A, 21 GB
D — Sean Dougherty (Jr., 6-0, 176).....	1 G, 33 GB
D — Ross Zimmerman (Jr., 6-2, 189).....	1 A, 34 GB
D — Joey Rallo (Sr., 6-0, 186).....	33 GB
G — Joey Kemp (Jr., 5-11, 171).....	153 saves, 6.78 GAA, 614, 42 GB

**Top Subs:** A Peter Christman, So. (6 G, 2 A, 15 GB); A Duncan Swezey, So. (9 G, 8 A, 6 GB); M Bill Liva, Sr. (2 G, 1 A, 16 GB); M Grant Krebs, Fr. (3 G, 1 A, 8 GB); M Davey Leach, So. (3 G, 2 A, 14 GB); M Ryan Cunn, Sr. (2 G, 6 A, 22 GB); M Taylor Claggett, Jr. (164-289 FO, 63 GB); D Mike Creighton, Fr. (1 G, 14 GB); D Regis McDermott, So. (1 A, 20 GB); D John Duffy, Sr. (8 GB)

## 2008 - Won 14, Lost 3

**Captains:** Joey Kemp, Alex Wharton

### NCAA Championship Quarterfinalist

#### GWLL Tri-Champions

#### GWLL Tournament Champions

A — Duncan Swezey (Jr., 6-2, 198).....	22 G, 17 A, 15 GB
A — Ryan Hoff (Jr., 5-11, 203).....	41 G, 4 A, 13 GB
A — Alex Wharton (Sr., 5-11, 160).....	21 G, 32 A, 10 GB
M — Grant Krebs (So., 5-8, 170).....	26 G, 9 A, 24 GB
M — Michael Podgajny (Sr., 6-0, 183).....	25 G, 9 A, 50 GB
M — Peter Christman (Jr., 5-10, 160).....	14 G, 20 A, 15 GB
D — Sean Dougherty (Sr., 6-0, 192).....	0 G, 0 A, 38 GB
D — Regis McDermott (Jr., 5-11, 193).....	0 G, 0 A, 37 GB
D — Ross Zimmerman (Sr., 6-2, 189).....	0 G, 0 A, 39 GB
G — Joey Kemp (Sr., 5-11, 171).....	190 saves, 6.69 GAA, 635, 29 GB

**Top Subs:** A Matt Ciambella, So. (7 G, 0 A, 3 GB); M Dan Gibson, Jr. (6 G, 6 A, 9 GB); M Neal Hicks, So. (12 G, 6 A, 7 GB); M Zach Brenneman, Fr. (10 G, 2 A, 3 GB); M Adam Felicetti, So. (2 G, 0 A, 9 GB); M Taylor Claggett, Sr. (3 G, 1 A, 63 GB, 203-328 FO); M Kelly McKenna, So. (3 G, 2 A, 27 GB); M Davey Melera, Jr. (2 G, 3 A, 21 GB); M David Earl, Fr. (2 G, 3 A, 34 GB); M Patrick Maloney, Fr. (1 G, 1 A, 3 GB); D Mike Creighton, So. (2 G, 2 A, 26 GB); D Sam Barnes, So. (0 G, 0 A, 18 GB)

## 2009 - Won 15, Lost 1

**Captains:** Peter Christman, Regis McDermott, Davey Melera, Scott Rodgers

### NCAA Championship First Round

#### GWLL Regular-Season Champion

#### GWLL Tournament Champions

A — Duncan Swezey (Sr., 6-1, 200).....	22 G, 20 A, 12 GB
A — Neal Hicks (Jr., 5-11, 180).....	25 G, 18 A, 40 GB
A — Ryan Hoff (Sr., 5-11, 200).....	32 G, 3 A, 27 GB
M — Grant Krebs (Jr., 5-8, 180).....	29 G, 9 A, 34 GB
M — Zach Brenneman (So., 6-3, 215).....	17 G, 7 A, 25 GB
M — Peter Christman (Sr., 5-11, 175).....	15 G, 18 A, 26 GB
D — Regis McDermott (Sr., 6-0, 210).....	0 G, 0 A, 53 GB
D — Sam Barnes (Jr., 6-2, 205).....	0 G, 1 A, 28 GB
D — Kevin Ridgway (So., 6-6, 215).....	0 G, 0 A, 24 GB
G — Scott Rodgers (Sr., 6-4, 254).....	187 saves, 6.14 GAA, 663, 47 GB

**Top Subs:** A Matt Ciambella, Jr. (4 G, 2 A, 7 GB); A Nicholas Beattie, Fr. (6 G, 3 A, 4 GB); M Dan Gibson, Sr. (2 G, 3 A, 5 GB); M Kelly McKenna, Jr. (3 G, 4 A, 11 GB); M David Earl, Sr. (12 G, 3 A, 44 GB); M-FO Jake Marmol, So. (2 G, 1 A, 33 GB); M-FO Trevor Siperly, Jr. (0 G, 1 A, 3 GB); DM Adam Felicetti, Jr. (1 G, 2 A, 5 GB); DM Davey Melera, Sr. (1 G, 0 A, 13 GB); LSM Andrew Irving, So. (1 G, 2 A, 51 GB)

# ALL-TIME LINEUPS

## 2010 - Won 10, Lost 7

**Captains:** Mike Creighton, Neal Hicks, Kelly McKenna, Scott Rodgers

### NCAA Championship Finalist

A — Neal Hicks (Sr., 5-11, 180).....	23 G, 14 A, 20 GB
A — Sean Rogers (So., 6-0, 190).....	14 G, 5 A, 8 GB
A — Nicholas Beattie (So., 5-9, 175).....	11 G, 8 A, 11 GB
M — Grant Krebs (Sr., 5-8, 180).....	24 G, 4 A, 26 GB
M — Zach Brenneman (Sr., 6-3, 215).....	29 G, 13 A, 12 GB
M — Max Pfeifer (So., 6-0, 185).....	10 G, 8 A, 7 GB
D — Mike Creighton (Sr., 6-0, 180).....	1 G, 1 A, 30 GB
D — Kevin Ridgway (Jr., 6-6, 215).....	0 G, 0 A, 21 GB
D — Kevin Randall (So., 6-2, 205).....	0 G, 0 A, 22 GB
G — Scott Rodgers (Sr., 6-4, 254).....	161 saves, 7.56 GAA, .605, 20 GB

**Top Subs:** A Colin Igoe, Sr. (7 G, 6 A, 8 GB); M Steve Murphy, Fr. (9 G, 1 A, 7 GB); M Eric Keppeler, So. (0 G, 1 A, 8 GB); M David Earl, Jr. (22 G, 6 A, 49 GB); DM Adam Felcetti, Sr. (1 G, 0 A, 6 GB); DM Kelly McKenna, Sr. (0 G, 0 A, 6 GB); DM Quinn Cully, Fr. (0 G, 0 A, 12 GB); LSM Andrew Irving, Jr. (3 G, 2 A, 76 GB); FO Trevor Sipperly, Sr. (0 G, 0 A, 67 GB, .557 F0%)

## 2011 - Won 11, Lost 3

**Captains:** Zach Brenneman, David Earl, Andrew Irving, Kevin Ridgway

### NCAA Championship Quarterfinalist

A — Nicholas Beattie (Jr., 5-9, 175).....	8 G, 1 A, 6 GB
A — Ryan Foley (So., 5-10, 175).....	8 G, 4 A, 11 GB
A — Sean Rogers (Jr., 6-0, 190).....	18 G, 7 A, 14 GB
M — Zach Brenneman (Sr., 6-3, 215).....	16 G, 6 A, 11 GB
M — David Earl (Sr., 6-1, 180).....	15 G, 0 A, 30 GB
M — Max Pfeifer (Jr., 6-0, 185).....	9 G, 8 A, 10 GB
D — Sam Barnes (Sr., 6-2, 205).....	0 G, 0 A, 14 GB
D — Kevin Ridgway (Sr., 6-6, 215).....	0 G, 0 A, 13 GB
D — Kevin Randall (Jr., 6-2, 205).....	0 G, 0 A, 10 GB
G — John Kemp (So., 5-9, 170).....	139 saves, 6.60 GAA, .602, 27 GB

**Top Subs:** A Colin Igoe, Sr. (16 G, 4 A, 10 GB); A Westy Hopkins, Fr. (18 G, 0 A, 11 GB); A Edison Parzanese, Sr. (4 G, 2 A, 4 GB); M Pat Cotter, So. (5 G, 3 A, 5 GB); M Steve Murphy, So. (6 G, 4 A, 6 GB); M Eric Keppeler, Jr. (5 G, 5 A, 16 GB); D Jake Brems, Jr. (0 G, 0 A, 18 GB); DM Quinn Cully, So. (0 G, 1 A, 6 GB); DM Devon Dobson, Jr. (0 G, 1 A, 22 GB); LSM Andrew Irving, Sr. (3 G, 3 A, 20 GB); LSM Bobby Smith, Jr. (0 G, 3 A, 18 GB); FO Jake Marmul, Sr. (0 G, 2 A, 31 GB, .557 F0%); FO Liam O'Connor, Fr. (0 G, 0 A, 41 GB, .553 F0%)

## 2012 - Won 13, Lost 3

**Captains:** Nicholas Beattie, Max Pfeifer, Kevin Randall

### NCAA Championship Semifinalist

#### BIG EAST Regular-Season Champion

A — Westy Hopkins (So., 6-0, 180).....	18 G, 7 A, 25 GB
A — Sean Rogers (Sr., 6-0, 190).....	22 G, 8 A, 24 GB
A — Conor Doyle (Fr., 5-11, 161).....	13 G, 7 A, 13 GB
M — Ryan Foley (Jr., 5-10, 175).....	13 G, 8 A, 9 GB
M — Jim Marlatt (So., 6-1, 180).....	19 G, 12 A, 11 GB
M — Max Pfeifer (Sr., 6-0, 185).....	11 G, 9 A, 16 GB
D — Stephen O'Hara (So., 6-1, 195).....	0 G, 0 A, 39 GB
D — Matt Miller (Jr., 6-1, 195).....	0 G, 1 A, 30 GB
D — Kevin Randall (Sr., 6-2, 205).....	0 G, 0 A, 20 GB
G — John Kemp (Jr., 5-9, 170).....	177 saves, 6.27 GAA, .637, 38 GB

**Top Subs:** A Nicholas Beattie, Sr. (3 G, 0 A, 4 GB); A Ryan Mix, So. (3 G, 0 A, 1 GB); M Steve Murphy, Jr. (5 G, 7 A, 5 GB); M Tyler Kimball, Jr. (2 G, 2 A, 1 GB); M Eric Keppeler, Sr. (7 G, 1 A, 19 GB); M Pat Cotter, Jr. (6 G, 2 A, 2 GB); M Tyler Brenneman, So. (1 G, 2 A, 0 GB); M Will Corrigan, Fr. (5 G, 1 A, 4 GB); DM Devon Dobson, Sr. (0 G, 0 A, 32 GB); DM Quinn Cully, Jr. (1 G, 0 A, 8 GB); DM Jack Near, Fr. (1 G, 0 A, 18 GB); LSM Bobby Smith, Sr. (2 G, 0 A, 36 GB); LSM Tyler Andersen, Jr. (1 G, 0 A, 20 GB); FO Liam O'Connor, So. (3 G, 1 A, 43 GB, .497 F0%); FO Nick Ossello, Fr. (0 G, 0 A, 26 GB, .520 F0%)

## 2013 - Won 11, Lost 5

**Captains:** Quinn Cully, Ryan Foley, Matt Miller, Sean Rogers

### NCAA Championship Quarterfinalist

A — Sean Rogers (Sr., 6-0, 190).....	24 G, 15 A, 20 GB
A — Conor Doyle (So., 5-11, 161).....	20 G, 10 A, 11 GB
A — Matt Kavanagh (Fr., 5-8, 170).....	32 G, 16 A, 25 GB
M — Jim Marlatt (Jr., 6-1, 180).....	20 G, 12 A, 43 GB
M — Ryan Foley (Sr., 5-10, 175).....	6 G, 7 A, 5 GB
M — Will Corrigan (So., 5-10, 178).....	4 G, 7 A, 13 GB
D — Stephen O'Hara (Jr., 6-1, 195).....	0 G, 0 A, 32 GB
D — Matt Miller (Sr., 6-1, 195).....	0 G, 0 A, 28 GB
D — Brian Buglione (Jr., 6-4, 210).....	0 G, 0 A, 25 GB
G — John Kemp (Sr., 5-9, 170).....	153 saves, 8.19 GAA, .539, 21 GB

**Top Subs:** A John Scioscia, Jr. (14 G, 2 G, 5 GB); A Westy Hopkins, Jr. (6 G, 3 A, 5 GB); M Steve Murphy, Sr. (8 G, 5 A, 8 GB); M Tyler Kimball, Sr. (9 G, 5 A, 9 GB); M/FO Nick Ossello, So. (5 G, 4 A, 40 GB, .500 F0%); DM David Miller, Sr. (0 G, 0 A, 7 GB); DM Quinn Cully, Sr. (0 G, 0 A, 3 GB); DM Jack Near, So. (2 G, 1 A, 21 GB); LSM Tyler Andersen, Sr. (0 G, 0 A, 28 GB); LSM Matt Landis, Fr. (0 G, 0 A, 23 GB); FO Liam O'Connor, Jr. (3 G, 1 A, 44 GB, .523 F0%); FO Trevor Brosco, Fr. (0 G, 0 A, 3 GB, .489 F0%)

## 2014 - Won 12, Lost 6

**Captains:** Stephen O'Hara, Jim Marlatt

### NCAA Championship Finalist

#### ACC Tournament Champion

A — John Scioscia (Sr., 5-6, 155).....	30 G, 4 A, 25 GB
A — Conor Doyle (Jr., 5-11, 161).....	31 G, 19 A, 29 GB
A — Matt Kavanagh (So., 5-8, 170).....	42 G, 33 A, 41 GB
M — Jim Marlatt (Sr., 6-1, 180).....	13 G, 9 A, 18 GB
M — Sergio Perkovic (Fr., 6-4, 220).....	28 G, 5 A, 16 GB
M — Nick Ossello (Jr., 6-1, 185).....	13 G, 3 A, 25 GB
D — Stephen O'Hara (Sr., 6-1, 195).....	0 G, 0 A, 32 GB
D — Matt Landis (So., 6-2, 195).....	0 G, 0 A, 14 GB
D — Garrett Epple (Fr., 6-1, 205).....	0 G, 0 A, 28 GB
G — Conor Kelly (Jr., 6-0, 178).....	112 saves, 10.28 GAA, .505, 24 GB

**Top Subs:** A Westy Hopkins, Sr. (8 G, 0 G, 5 GB); A Eddy Lubowicki, So. (6 G, 9 A, 1 GB); M Pat Cotter, Sr. (4 G, 2 A, 0 GB); M Will Corrigan, Jr. (3 G, 5 A, 15 GB); M Trevor Brosco, So. (8 G, 1 A, 1 GB); DM Tyler Brenneman, Sr. (3 G, 3 A, 23 GB); DM Jack Near, Jr. (9 G, 6 A, 30 GB); LSM Chris Prevoznik, Sr. (0 G, 0 A, 16 GB); LSM Henry Williams, Jr. (0 G, 0 A, 16 GB); D Brian Buglione, Sr. (0 G, 1 A, 16 GB); G Shane Doss, Fr. (57 SV, 8.53 GAA, .479 SV%, 15 GB); FO Liam O'Connor, Sr. (3 G, 6 A, 124 GB, .580 F0%); FO Nick Ossello, Jr. (13 G, 3 A, 25 GB, .443 F0%)

## 2015 - Won 12, Lost 3

**Captains:** Conor Doyle, Jim Marlatt, Jack Near

### NCAA Championship Semifinalist

#### ACC Regular Season Champion

A — Matt Kavanagh (Jr., 6-5, 170).....	27 G, 25 A, 39 GB
A — Mikey Wynne (Fr., 6-0, 175).....	33 G, 4 A, 26 GB
A — Conor Doyle (Sr., 5-11, 161).....	31 G, 20 A, 18 GB
M — Sergio Perkovic (So., 6-4, 220).....	34 G, 7 A, 22 GB
M — Will Corrigan (Sr., 5-10, 176).....	8 G, 6 A, 13 GB
M — Nick Ossello (Sr., 6-1, 185).....	23 G, 6 A, 32 GB
D — Matt Landis (Jr., 6-2, 195).....	29 GB
D — Edwin Glazener (Jr., 6-4, 215).....	18 GB
D — Garrett Epple (So., 6-1, 205).....	51 GB
G — Shane Doss (Jr., 5-10, 165).....	148 saves

**Top Subs:** M Jack Near, Sr. (7 G, 6 A, 25 GB); M/FO P.J. Finley, Jr. (2 G, 0 A, 51 GB, .522 F0%); M John Sexton, So. (0 G, 1 A, 41 GB); M Brendan Collins, So. (3 G, 3 A, 15 GB); M Nick Koshansky, So. (1 G, 0 A, 15 GB)

# ALL-TIME LINEUPS

## 2016 - Won 11, Lost 4

**Captains:** Edwin Glazener, Matt Kavanagh, Conor Kelly, Matt Landis

### NCAA Championship Quarterfinalist

#### ACC Regular Season Co-Champion

A — Matt Kavanagh (Sr., 5-8, 170).....	21 G, 29 A, 32 GB
A — Mikey Wynne (So., 6-0, 175).....	40 G, 4 A, 17 GB
A — Ryder Garnsey (Fr., 5-10, 175).....	27 G, 12 A, 13 GB
M — Sergio Perkovic (Jr., 6-4, 220).....	26 G, 4 A, 14 GB
M — Trevor Brosco (Sr., 5-9, 185).....	7 G, 7 A, 10 GB
M — Brendan Collins (So., 6-2, 192).....	7 G, 12 A, 8 GB
D — Matt Landis (Sr., 6-2, 195).....	34 GB
D — Edwin Glazener (Sr., 6-4, 215).....	23 GB
D — Garrett Epple (Jr., 6-1, 205).....	1 A, 28 GB
G — Shane Doss (Jr., 5-10, 165).....	144 saves

**Top Subs:** A Eddy Lubowicki, Sr. (8G, 3A, 11 GB); M Kyle Trolley, Sr. (6 G, 3 A, 13 GB); M Drew Schantz, Fr. (3 G, 4 A, 18 GB); M/FO P.J. Finley, Jr. (3 G, 1 A, 48 GB); M Timmy Phillips, Fr. (2 G, 2 A, 10 GB); LSM John Sexton, So. (3 G, 0 A, 44 GB); M Ben Bridemore, Jr. (2 G, 1 A, 3 GB); M Cole Riccardi, Sr. (1 G, 2 A, 3 GB); M Bobby Gray, Sr. (2 G, 0 A, 5 GB); M Brendan Gleason, Fr. (2 G, 0 A, 4 GB); M Pierre Byrne, So. (1 G, 1 A, 1 GB)

## 2017 - Won 9, Lost 6

**Captains:** Shane Doss, Nick Koshansky, Anthony Marini, Sergio Perkovic

### NCAA Championship Quarterfinalist

A — Mikey Wynne (Jr., 6-0, 175).....	33 G, 4 A, 21 GB
A — Ryder Garnsey (So., 5-10, 175).....	20 G, 23 A, 27 GB
A — Brendan Gleason (So., 5-10, 184).....	25 G, 6 A, 11 GB
M — Sergio Perkovic (Jr., 6-4, 220).....	23 G, 9 A, 11 GB
M — Bryan Costabile (Fr., 6-1, 195).....	17 G, 4 A, 16 GB
M — Pierre Byrne (Jr., 5-7, 155).....	4 G, 5 A, 3 GB
D — Garrett Epple (Sr., 6-1, 205).....	1 A, 47 GB
D — Hugh Crance (So., 6-0, 190).....	1 A, 25 GB
D — Pat Healy (Sr., 6-2, 200).....	21 GB
G — Shane Doss (Sr., 5-11, 167).....	148 saves

**Top Subs:** LSM John Sexton, Jr. (4 G, 1 A, 46 GB); SSDM Drew Schantz, So. (6 G, 5 A, 20 GB); M Brendan Collins, Jr. (17 G, 4 A); M Bobby Gray, GS. (6 G, 2 A); A Brian Willetts, Fr. (4 G, 4 A); M Timmy Phillips, So. (4 G, 1 A); M Robert Collins, Sr. (1 G, 1 A); M/FO P.J. Finley (2 A, 34 GB); LSM Jack Kietly, Fr. (1 G, 18 GB); A Anthony Marini, Sr. (1 G)

## 2018 - Won 9, Lost 6

**Captains:** John Sexton, Mikey Wynne

### NCAA Championship First Round

#### ACC Tournament Champion

A — Mikey Wynne (Sr., 6-0, 185).....	20 G, 4 A, 22 GB
A — Ryder Garnsey (Jr., 5-10, 176).....	29 G, 14 A, 21 GB
A — Brian Willetts (So., 6-4, 200).....	14 G, 3 A, 10 GB
M — Bryan Costabile (So., 6-2, 208).....	30 G, 4 A, 17 GB
M — Pierre Byrne (Sr., 5-7, 156).....	8 G, 8 A, 13 GB
M — Brendan Collins (Sr., 6-2, 201).....	9 G, 3 A, 9 GB
D — Arden Cohen (Fr., 6-2, 196).....	39 GB
D — Hugh Crance (Jr., 6-0, 198).....	30 GB
D — Jack Kietly (So., 6-2, 208).....	24 GB
G — Matt Schmidt (Fr., 6-0, 203).....	106 saves

**Top Subs:** LSM John Sexton, Sr. (4 G, 3 A, 60 GB); SSDM Drew Schantz, Jr. (1 G, 5 G); SSDM Carlson Milikin, GS. (9 GB); M Brendan Gleason, Jr. (19 G, 14 A, 13 GB); M Mikey Drake, Fr. (4 G, 4 A); M Austin Gaiss, Sr. (5 GB); M Timmy Phillips, Jr. (1 G, 2 A, 12 GB); LSM Patrick Hadley, Sr. (12 GB); FO John Travisano, (.564 FO Win Pct. 145 FO Wins); LSM Will Young, Sr. (2 GB); A Wheaton Jackoboice, Fr. (7 A, 3 GB)

## 2019 - Won 9, Lost 7

### NCAA Championship Quarterfinalist

A — Brendan Gleason (Sr., 5-10, 190).....	26 G, 12 A, 30 GB
A — Brian Willetts (Jr., 6-4, 200).....	27 G, 9 A, 13 GB
A — Connor Morin (So., 6-3, 200).....	23 G, 13 A, 10 GB
M — Bryan Costabile (Jr., 6-2, 208).....	42 G, 6 A, 13 GB
M — Wheaton Jackoboice (So., 6-2, 185).....	15 G, 13 A, 9 GB
M — Quinn McCahon (Fr., 6-1, 175).....	9 G, 10 A, 11 GB
D — Arden Cohen (So., 6-2, 196).....	45 GB
D — Hugh Crance (Sr., 6-0, 198).....	27 GB
D — Jack Kietly (So., 6-2, 208).....	1 G, 1A, 50 GB
G — Matt Schmidt (So., 6-0, 203).....	116 saves

**Other Notable Players:** FO Charlie Leonard, Jr. (7G, 2A, 104GB, 220-395 FO) A Griffin Westlin, Fr. (5G, 7A, 9GB) A Ryder Garnsey, Sr. (7G, 3A, 2GB) M Morrison Mirer, So. (8G, 4GB) M Nick Stinn, Sr. (3G, 2A, 7GB) SSDM Timmy Phillips, Sr. (3G, 2A, 17 GB) SSDM John Hallenbeck, So. (3G, 1A, 11GB) M Tommy McLamara Jr. (2G, 1A, 6GB) LSM Eric Restic Jr. (1G, 1A, 31GB) SSDM Drew Schantz Sr. (2A, 23GB) LSM Jose Boyer, Fr. (19GB) D Charlie Tense (4GB)

## 2020 - Won 2, Lost 3

### Season Cancelled due to COVID-19

A — Pat Kavanagh (Fr., 5-10, 170).....	10 G, 6 A, 9 GB
A — Brian Willetts (Sr., 6-4, 200).....	7 G, 3 A, 4 GB
A — Griffin Westlin (So., 5-10, 183).....	6 G, 10 A, 11 GB
M — Bryan Costabile (Sr., 6-2, 208).....	10 G, 5 A, 6 GB
M — Wheaton Jackoboice (Jr., 6-2, 185).....	8 G, 3 A, 4 GB
M — Quinn McCahon (So., 6-1, 175).....	6 G, 2 A, 2 GB
D — Arden Cohen (Jr., 6-2, 205).....	13 GB
D — Charlie Tense (Sr., 6-0, 203).....	-
D — Jack Kietly (Jr., 6-2, 215).....	12 GB
G — Liam Entenmann (Fr., 6-3, 192).....	48 saves

**Other Notable Players:** FO Charlie Leonard, Sr. (1A, 21GB, 54-116FO) M Tommy McLamara, Sr. (4G, 1A, 1GB) M Morrison Mirer, Jr. (4G, 2GB) A Stephen Chase, Sr. (2G, 2GB) M Mikey Drake, Jr. (1G, 1A, 2GB) D Carson Cochran, Jr. (2A, 3GB) SSDM Danny Cassidy, Jr. (1G, 19GB) LSM Eric Restic, Sr. (1G, 6GB) SSDM Patrick Aslanian, GS. (9GB) LSM Jose Boyer, So. (3GB) SSDM Ryan Hallenbeck, Jr. (4GB) SSDM Nick Harris, Fr. (4GB)

## 2021 - Won 8, Lost 4

### NCAA Championships Quarterfinalist

A — Pat Kavanagh (So., 5-10, 170).....	26 G, 28 A, 35 GB
A — Will Yorke (GS, 6-4, 215).....	25 G, 1 A, 15 GB
A — Griffin Westlin (Jr., 5-10, 183).....	15 G, 16 A, 26 GB
M — Eric Dobson (So., 6-4, 220).....	16 G, 8 A, 12 GB
M — Wheaton Jackoboice (Sr., 6-2, 185).....	21 G, 10 A, 13 GB
M — Quinn McCahon (Jr., 6-1, 175).....	14 G, 9 A, 9 GB
D — Arden Cohen (Sr., 6-2, 215).....	26 GB
D — Kyle Thornton (GS, 6-1, 190).....	18 GB
D — Jack Kietly (GS, 6-2, 225).....	1 A, 16 GB
G — Liam Entenmann (So., 6-3, 192).....	145 saves

**Other Notable Players:** FO Kyle Gallagher, GS. (1G, 3A, 71GB, 112-181FO) FO Charlie Leonard, GS. (3G, 1A, 46GB, 78-123FO) M Morrison Mirer, Sr. (12G, 1A, 3GB) M David Lipka, GS. (7G, 4A, 2GB) SSDM Ryan Hallenbeck, Sr. (4G, 5A, 20GB) A Mikey Drake, Sr. (5G, 3A, 2GB) M Sean Leahy, GS. (5G, 1A, 3GB) SSDM Nick Harris, So. (3G, 9GB) SSDM Danny Cassidy, Sr. (2G, 22GB) M Tommy McLamara, Sr. (1G, 10GB) LSM Jose Boyer, So. (1A, 23GB) LSM Ross Burgmaster, Fr. (18GB)

# ALL-TIME LINEUPS

## 2022 - Won 8, Lost 4

### ACC Co-Champions

A	— Pat Kavanagh (Jr., 5-10, 175).....	25 G, 39 A, 39 GB
A	— Chris Kavanagh (Fr., 5-10, 170).....	22 G, 11 A, 29 GB
A	— Jake Taylor (Jr., 6-0, 215).....	27 G, 2 A, 4 GB
M	— Eric Dobson (So., 6-4, 225).....	22 G, 10 A, 7 GB
M	— Wheaton Jackoboice (GS, 6-2, 205).....	17 G, 2 A, 12 GB
M	— Quinn McCahon (Sr., 6-1, 180).....	8 G, 8 A, 14 GB
D	— Arden Cohen (GS, 6-2, 220).....	18 GB
D	— Jason Reynolds (GS, 5-10, 180).....	1 A, 28 GB
D	— Matt Douglas (GS, 6-4, 220).....	21 GB
G	— Liam Entenmann (Jr., 6-3, 192).....	160 saves

**Other Notable Players:** **FO** Will Lynch, Fr., (1G, 2A, 63GB, 122-250 FO) **M** Morrison Mirer, GS, (11G, 3GB) **M** Will Angrick, Fr., (9G, 1A) **M** Reilly Gray, Jr., (6G, 3A) **M** Bryce Walker, So., (6G, 1A) **A** Jeffery Ricciardelli, Fr., (5G, 1A) **A** Griffin Weslin, Sr., (3G, 3A) **M** David Lipka, GS, (4G, 2GB) **SSDM** Nick Harris, Jr., (2G, 11GB) **SSDM** Ryan Hallenbeck, Sr., (1G, 14GB) **LSM** Jose Boyer, Sr., (1G, 18GB) **SSDM** Ben Ramsey, Fr., (4GB) **SSDM** Carter Parlette, So., (4GB) **D** Marco Napolitano, Jr., (2GB) **LSM** Ross Burgmaster, So., (11GB)

## 2023 - Won 14, Lost 2

### NCAA National Champions

A	— Pat Kavanagh (Sr., 5-10, 175).....	25 G, 52 A, 43 GB
A	— Chris Kavanagh (So., 5-10, 170).....	46 G, 16 A, 38 GB
A	— Jake Taylor (Sr., 6-0, 215).....	30 G, 3 A, 10 GB
M	— Eric Dobson (Jr., 6-5, 235).....	34 G, 11 A, 6 GB
M	— Reilly Gray (Sr., 6-4, 210).....	16 G, 3 A, 7 GB
M	— Quinn McCahon (GS, 6-1, 180).....	14 G, 7 A, 23 GB
D	— Chris Fiske (GS, 6-1, 205).....	29 GB
D	— Chris Conlin (GS, 6-2, 205).....	34 GB
D	— Marco Napolitano (Sr., 6-3, 210).....	13 GB
G	— Liam Entenmann (Sr., 6-3, 192).....	196 saves

**Other Notable Players:** **FO** Will Lynch, So., (1G, 1A, 94GB, 156-313 FO) **FO** Colin Hagstrom, Jr., (3G, 28GB, 61-146 FO) **M** Jack Simmons, GS, (16G, 12A, 10GB) **M** Brian Levin, GS, (13G, 5A, 35GB) **A** Jeffery Ricciardelli, So., (13G, 7A, 6GB) **A** Griffin Weslin, GS, (9G, 5A, 14GB) **A** Fulton Bayman, Sr., (3G, 2A, 4GB) **M** Bryce Walker, Jr., (6G, 3A, 4GB) **M** Jalen Seymour, So., (5G, 1A, 3GB) **SSDM** Ben Ramsey, So., (7G, 1A, 22GB) **SSDM** Nick Harris, Sr., (1G, 11GB) **SSDM** Carter Parlette, Jr., (1G, 1A, 11GB) **LSM** Jose Boyer, GS, (1G, 36GB) **LSM** Will Donovan, Fr., (2A, 27GB) **D** Ross Burgmaster, Jr., (2G, 16GB)

## 2024 - Won 16 Lost 1

### NCAA National Champions, ACC Tournament Champions, ACC Regular Season Champions

A	— Pat Kavanagh (GS, 5-10, 175).....	31 G, 49 A, 35 GB
A	— Chris Kavanagh (Jr., 5-10, 170).....	44 G, 37 A, 43 GB
A	— Jake Taylor (GS, 6-0, 215).....	41 G, 4 A, 14 GB
M	— Eric Dobson (Sr., 6-5, 235).....	17 G, 14 A, 16 GB
M	— Devon McLane (GS, 5-11, 185).....	37 G, 8 A, 11 GB
M	— Jordan Faison (Fr., 5-10, 182).....	22 G, 8 A, 16 GB
D	— Shawn Lyght (Fr., 6-3, 200).....	19 GB
D	— Chris Conlin (GS, 6-2, 205).....	1 G, 1 A, 41 GB
D	— Marco Napolitano (GS, 6-3, 210).....	1 G, 1 A, 23 GB
G	— Liam Entenmann (GS, 6-3, 192).....	195 saves

**Other Notable Players:** **FO** Will Lynch, Jr., (4G, 1A, 113GB, 202-330 FO) **FO** Colin Hagstrom, Jr., (1A, 22GB, 50-107 FO) **M** Max Busenkell So., (11G, 8A, 5GB) **M** Reilly Gray (13G, 3A, 6GB), **M** Will Angrick Jr., (8G, 6A, 8GB) **A** Jeffery Ricciardelli, Jr., (9G, 1A, 3GB) **A** Fulton Bayman, GS, (4G, 4A, 1GB) **M** Bryce Walker, Sr., (5G, 2A) **M** Jalen Seymour, So., (4G, 2A, 3GB) **SSDM** Nick Harris, GS, (3G, 1A, 8GB) **SSDM** Ben Ramsey, Jr., (2G, 2A, 39GB) **M** Fisher Finley, Jr., (2G, 1A) **LSM** Will Donovan, So., (2G, 33GB) **SSDM** Carter Parlette, Sr., (2G, 26GB) **SSDM** Tyler Buchner, Sr., (1A, 3GB) **LSM** Ross Burgmaster, Sr., (19GB) **SSDM** Christian Alacqua, So., (2GB)

## 2025 - Won 9 Lost 5

### NCAA Championship Quarterfinalist, ACC Regular Season Champions

A	— Chris Kavanagh (Sr., 5-10, 170).....	39 G, 27 A, 29 GB
A	— Jake Taylor (GS, 6-0, 215).....	31 G, 5 A, 21 GB
A	— Devon McLane (GS, 5-11, 185).....	21 G, 13 A, 20 GB
M	— Will Angrick (Sr., 6-2, 190).....	15 G, 12 A, 8 GB
M	— Jordan Faison (So., 5-10, 182).....	9 G, 5 A, 13 GB
M	— Max Busenkell (Jr., 6-0, 200).....	8 G, 7 A, 13 GB
D	— Shawn Lyght (So., 6-3, 200).....	1 A, 19 GB
D	— Nate Schweitzer (So., 6-2, 215).....	18 GB
D	— Will Gallagher (Jr., 6-2, 200).....	30 GB
G	— Thomas Ricciardelli (Jr., 5-11, 215).....	157 saves

**Other Notable Players:** **FO** Will Lynch, Sr., (1A, 91GB, 157-264 FO) **FO** Colin Hagstrom, Sr., (2G, 19GB, 30-71 FO) **A** Jeffery Ricciardelli, Sr., (13G, 2A, 8GB) **A** Brady Pokorny, Fr., (3G, 7A, 5GB) **A** Brock Behman, So., (4G, 3A, 7GB) **A** Luke Miller, Fr., (2G, 2A, 1GB) **M** Jalen Seymour, Jr., (13G, 5A, 5GB) **M** Will Maheras, Jr., (9G, 9A, 8GB) **M** Matt Jeffery, Fr., (6G, 1A, 3GB) **M** Fisher Finley, Sr., (5G, 2A, 4GB) **SSDM** Ben Ramsey, Sr., (3G, 4A, 32GB) **LSM** Will Donovan, Jr., (1G, 1A, 24GB) **SSDM** Chris Reinhardt, Fr., (1G, 1A, 7GB) **SSDM** Christian Alacqua, Jr., (1G, 1A, 7GB) **SSDM** Tyler Buchner, GS, (8GB) **LSM** Greg Campisi, GS, (10GB) **LSM** Ronan Doherty, Sr., (5GB)

## 2026 - Won 13 Lost 3

### NCAA Championship Finalist, ACC Regular Season Champions

A	— Josh Yago (GS, 6-3, 195).....	34 G, 23 A, 32 GB
A	— Luke Miller (So., 5-11, 170).....	34 G, 12 A, 17 GB
A	— Brock Behman (GS, 5-9, 170).....	21 G, 16 A, 13 GB
M	— Will Angrick (GS, 6-2, 190).....	16 G, 7 A, 9 GB
M	— Matt Jeffery (So., 5-11, 195).....	19 G, 11 A, 11 GB
M	— Will Maheras (Sr., 5-11, 185).....	19 G, 17 A, 8 GB
D	— Shawn Lyght (Jr., 6-3, 200).....	11 CT, 26 GB
D	— Nate Schweitzer (Jr., 6-2, 215).....	14 CT, 19 GB
D	— Will Gallagher (Sr., 6-2, 200).....	11 CT, 28 GB
G	— Thomas Ricciardelli (Sr., 5-11, 215).....	185 saves

**Other Notable Players:** **FO** Tyler Spano, Jr., (1A, 73GB, 118-211 FO) **FO** Aiden Diaz-Matos, Fr., (1G, 52GB, 91-168 FO) **A** Teddy Lally, Fr., (15G, 9A, 17GB) **A** Brady Pokorny, So., (5G, 1A, 3GB) **M** Jalen Seymour, GS, (12G, 7A, 8GB) **M** Max Busenkell, Sr., (5G, 8A, 4GB) **M** Dylan Faison, Fr., (8G, 1A, 8GB) **M** Fisher Finley, GS, (4G, 2A, 8GB) **LSM** Will Donovan, Sr., (1G, 1A, 24GB) **SSDM** Chris Reinhardt, So., (2G, 2A, 14GB) **SSDM** Christian Alacqua, Sr., (1G, 2A, 11GB) **SSDM** Kyle Bergen, So., (1A, 15GB) **SSDM** Miguel Iglesias, (2G, 7GB) **LSM** Christopher Juliano, (1A, 25GB)

# ALL-TIME ROSTER

No.	Name	Years	Gms	G	A	P	GB	Pos.	Hometown	High School
11/30	Mike Adams****	1998-01	50	3	1	4	118	DEF	Wilton, CT	Wilton
27	Billy Ahmuty****	1991-94	55	28	17	45	280	MID	Glen Head, NY	Chaminade
19/10	Christian Alacauqa***	2023-26	47	2	3	5	21	MID	Manhasset, NY	Chaminade
37/20	Ryan Alexander	2009-10	3	0	0	0	0	ATT	Hempstead, NY	Hotchkiss
5	Davis Allen	2019-20, 22	3	2	2	4	1	ATT	Pelham, NY	Pelham Memorial
1	Junior Almeida	2019-21	10	0	0	0	1	FO	Sudbury, MA	Lincoln-Sudbury
27	Tyler Andersen***	2010-13	40	1	0	1	55	DEF/LSM	Wayne, PA	Radnor
10/29	Will Angrick****	2022-26	58	48	26	74	31	MID	Bethesda, MD	Georgetown Prep
29/44	Ben Ashenburg*	2009-12	5	0	0	0	3	MID	Fayetteville, NY	Christian Brothers Academy
56	Patrick Aslanjan*	2020	5	0	0	0	9	MID	Westfield, NJ	Westfield
2/45	Owen Asplundh**	1999-02	29	11	0	11	12	ATT	Bryn Athyn, PA	Acad. of New Church
33	Sam Assaf	2022-24	2	0	0	0	1	DEF	Atlanta, GA	Pace Academy
28	Rick Aznar-Beane	1998	1	0	0	0	0	DEF	Carthage, NY	Carthage Cent
7	<b>Joey Bambrick</b>	<b>2025-pres.</b>	<b>2</b>	<b>0</b>	<b>0</b>	<b>0</b>	<b>0</b>	<b>MID</b>	<b>Tacoma, WA</b>	<b>Bellarmine Prep</b>
9	Emmett Barger	2020-23	15	1	2	3	3	DEF	Keswick, VA	St. Anne's-Belfield School
37	Dave Barnard****	1988-91	55	2	1	3	122	ATT	New Canaan, CT	Fairfield Prep
32/40	Sam Barnes***	2007-11	52	0	1	1	60	DEF	Branford, CT	Branford
37	Zack Bartolo	2014-16	1	0	0	0	0	ATT	Norwalk, CT	Brien McMahon
9/39	Jamie Bauersmith	1995-98	8	0	0	0	2	MID	King of Prussia, PA	Germantown Academy
2	Fulton Bayman**	2020-24	28	7	6	13	6	ATT	Atlanta, GA	The Lovett School
14/60	Jack Beare	2016-19	1	0	0	0	0	ATT	Dallas, TX	Phillips Academy
38/3	Nicholas Beattie***	2009-12	41	28	12	40	25	ATT	Columbus, OH	Worthington Kilbourne
36/21	<b>Brock Behrman**</b>	<b>2024-pres.</b>	<b>40</b>	<b>26</b>	<b>19</b>	<b>45</b>	<b>20</b>	<b>ATT</b>	<b>Macedonia, OH</b>	<b>Salisbury School</b>
4	Tim Berner*	2008-11	13	0	0	0	1	DEF	Strafford, PA	Malvern Prep
44	<b>Kyle Berger**</b>	<b>2025-pres.</b>	<b>24</b>	<b>0</b>	<b>1</b>	<b>1</b>	<b>17</b>	<b>MID</b>	<b>Newton Square, PA</b>	<b>Culver Military Academy</b>
4/28	Dan Berger***	2001-04	45	74	9	83	76	ATT	Phoenix, MD	Boys' Latin
18	Greg Bellon	1982-84	-	0	1	1	0	DEF/ATT	Port Washington, NY	Paul Schreiber
31	Maurice Beshlian*	1981	-	0	0	0	0	DEF	Massapequa, NY	Massapequa
1	Joe Bialous*	1996-97	13	4	2	6	22	MID	Mendham, NJ	West Morris
28	Todd Bialous****	1992-96	40	3	2	5	150	DEF	Mendham, NJ	West Morris
37	David Biddison***	1996-99	40	0	0	0	43	DEF	Baltimore, MD	Gilman
27/34	Craig Bishko****	2002-05	53	0	1	1	53	MID	West Islip, NY	West Islip
17	Steve Bishko****	1998-01	56	52	22	74	180	MID	West Islip, NY	West Islip
29	Matthew Blommer	2017-pres.	5	0	0	0	0	DEF	Radnor, PA	Episcopal Academy
40	Mickey Blum****	2001-04	51	1	0	1	75	DEF	Garden City, NY	Garden City
35	Bill Bonde**	1981-82	-	54	22	76	0	MID	Barrington, RI	Barrington
36	David Bone	2000	2	0	0	0	0	ATT	Upper Nyack, NY	Nyack
40	Jake Bonomi	2024	4	0	0	0	0	MID	Northport, NY	St. Anthony's
85	Kyle Borbi	2015-17	1	0	0	0	0	MID	Medford, NJ	Shawnee
16	Jim Boylan	1987	3	3	0	3	0	ATT	N. Lauderdale, FL	Pinecrest
46	Jose Boyer*****	2019-23	58	2	1	3	99	LSM	Yorktown Heights, NY	Yorktown
28	Brian Boyle*	2004	12	2	4	6	4	ATT	Derry, NH	Pinkerton Academy
25/6	Art Brady***	1985-88	37	16	3	19	126	MID	Loudonville, NY	Shaker
16	Mark Brady**	1988	13	1	0	1	10	MID	West Chester, PA	Malvern Prep
30	Jake Brems**	2009-12	28	0	0	0	26	DEF	Kensington, MD	Georgetown Prep
38	Mike Brennan*	1987	10	0	1	1	12	DEF	Easton, MD	Mt. St. Joseph
13	Tyler Brennenan**	2011-14	45	5	5	10	23	MID	East Hampton, NY	East Hampton
28	Zach Brennenan***	2008-11	62	72	28	100	51	MID	East Hampton, NY	East Hampton
21	Scott Brenton	1984-85	-	0	0	0	0	MID	Fairfield, CT	Roger Ludlowe
34	Trevor Brosco***	2013-16	43	19	8	27	17	MID	Shoreham, NY	Shoreham-Wading River
25/19	Quentin Buchman	2019-22	9	2	2	4	2	MID	Rancho Santa Margarita, CA	Santa Margarita Catholic
12	Tyler Buchner**	2024-25	23	0	1	1	11	MID	San Diego, CA	The Bishop's School
25	Brian Buglione**	2011-14	36	0	1	1	41	DEF	Vestal, NY	Vestal
27	Ross Burgmaster****	2021-24	57	2	0	2	64	LSM/DEF	Auburn, NY	Auburn
31	BJ Burface	2024	6	0	0	0	1	DEF	Edgewater, MD	St. Mary's
99	<b>Gavin Burface</b>	<b>2024-pres.</b>	<b>12</b>	<b>3</b>	<b>2</b>	<b>5</b>	<b>1</b>	<b>MID</b>	<b>Edgewater, MD</b>	<b>St. Mary's</b>
49	<b>Ben Burmeister</b>	<b>2025-pres.</b>	<b>4</b>	<b>0</b>	<b>0</b>	<b>0</b>	<b>0</b>	<b>MID</b>	<b>Westport, CT</b>	<b>Staples</b>
15	Dan Burns*	1982-85	-	1	1	2	0	MID	Buffalo, NY	Park School
15	Doug Burns	1994-96	7	1	0	1	5	ATT	Fayetteville, NY	Fayette-Manlius
17/27	John Burtis***	1985-88	43	10	4	14	49	MID	Binghamton, NY	Vestal
13	Chris Bury***	1992-95	44	0	2	2	82	DEF	Bernardsville, NJ	Delbarton
23	Max Busenkel**	2023-26	51	24	23	47	22	MID	Garnet Valley, PA	Garnet Valley
10	Dan Butler**	1995-98	29	11	3	14	17	MID	Babylon, NY	Babylon
33	Pierre Byrne***	2015-18	52	15	14	29	4	MID	South Bend, IN	Culver Military Academy
8	Brendan Cahill****	1986-89	49	1	0	1	44	DEF	Birmingham, MI	Brother Rice
11	Chuck Calderaro	1982	-	-	-	-	-	DEF	Kings Park, NY	Kings Park
23	James Calcinini	1984	-	-	-	-	-	MID	North Haven, CT	Hopkins Grammar
38	Tom Calcinini	1984	-	0	1	1	0	MID	North Haven, CT	Hopkins Grammar
20	Sean Callinan	2007-08	7	0	0	0	1	DEF	Madison, CT	Deerfield Academy
10	Kevin Campion*	1981	-	6	2	8	0	MID	Huntington, NY	Huntington
25	Greg Campisi*	2025	14	0	0	0	10	LSM/DEF	Farmingdale, NY	St. Anthony's
32	John Capano****	1988-91	56	31	15	46	252	MID	Westfield, NJ	Westfield
47/12	Dave Caperna*	2005-08	15	0	0	0	4	DEF	Fallston, MD	Gilman School
12/41	Paul Cappelli*	2001-04	9	0	0	0	0	ATT	Garden City, NY	Garden City
45	Dave Carey*	1987-90	41	29	20	49	72	ATT/MID	Sudbury, MA	Lincoln-Sudbury
10	Bob Carillo**	1983-85	-	8	2	10	0	MID	Huntington, NY	Huntington
32	Mark Carolin	1992	-	-	-	-	-	MID	Birmingham, MI	Brother Rice
17/27	Tom Carroll**	1990-93	33	7	6	13	30	MID	Washington, DC	Gonzaga College
46/6	Chris Carter	2014-17	15	0	0	0	2	DEF	San Diego, CA	Torrey Pines
31	Dave Cashen****	1994-97	51	0	0	0	86	DEF	Chester, NJ	Delbarton
31	Daniel Cassidy**	2018-21	23	3	0	3	42	MID	Royersford, PA	Spring-Ford

# ALL-TIME ROSTER

No.	Name	Years	Gms	G	A	P	GB	Pos.	Hometown	High School
6	Mike Catenacci*	1994-95	6	0	0	0	4	MID	Westfield, NJ	Westfield
30	Dan Charhut**	1981	-	5	4	9	0	MID	Northfield, IL	New River West
2	Stephen Chase*	2017-20	5	3	0	3	3	ATT	Tallahassee, FL	Madley School
12	Paul Chen	1996-97	8	1	0	1	5	ATT	Amherst, NH	Souhegan
42	Justin Cheng	2019-22	11	0	0	0	2	LSM	Tustin, CA	Beckman
	Jon Chiarieri	1994	2	0	0	0	1	MID	New Rochelle, NY	Iona Prep
44	Peter Christman****	2006-09	63	40	45	85	68	MID/ATT	Simsbury, CT	Westminster School
17/26/15	Matt Ciambella**	2007-10	39	11	2	13	11	ATT	Orchard Park, NY	Orchard Park
10/36	Steve Claggett****	2001-04	54	21	4	25	116	MID	Chesapeake Beach, MD	DeMatha Catholic
36/22/23	Taylor Claggett****	2005-08	54	5	3	8	239	MID	Chesapeake Beach, MD	DeMatha Catholic
18	Chad Clay	1992	-	0	0	0	0	DEF	Annapolis, MD	Annapolis
36	Steve Cloud**	1982-85	-	0	1	1	0	DEF	Collinsville, CT	Avon Old Farms
49	Carson Cochran**	2018-22	12	0	3	3	11	DEF	Bloomfield Hills, MI	Brother Rice
4	Glenn Cocoman*	1989-90	12	2	1	3	12	MID	Levittown, NY	Division Ave.
36	Arden Cohen*****	2018-22	60	0	0	0	141	DEF	New York, NY	Darien
33	Andrew Coleman	2001-02	6	0	0	0	0	MID	Vienna, VA	James Madison
7/16	Randy Colley****	1991-95	55	173	100	273	171	ATT	Wilton, CT	Wilton
51	Brendan Collins*****	2015-18	58	28	28	56	35	MID	Bethesda, MD	Georgetown Prep
42	Matthew Collins**	2011-14	31	0	0	0	8	MID	Bethesda, MD	Georgetown Prep
39/55	Robert Collins**	2014-17	44	2	1	3	18	MID	Mahwah, NJ	Mahwah/Choate Rosemary Hall
21	Logan Connolly*	2012-15	8	0	0	0	1	ATT	Davidsonville, MD	St. Mary's
8	Tom Connor*	2008-11	6	1	0	1	4	ATT/MID	Greenwich, CT	Brunswick School
20	Chris Conlin**	2023-24	33	1	1	2	75	DEF	Chatham, NJ	Chatham
34	Jack Conroy	2021-24	10	0	0	0	0	MID	Birmingham, MI	Detroit Jesuit
38/3	Declan Cooke	2023-26	9	0	0	0	3	DEF	Barrington, RI	Salisbury
2	Tim Corrigan***	1984-86	-	24	9	33	0	MID	Granger, IN	Albemarle
17	Will Corrigan****	2012-15	65	20	19	39	45	MID	South Bend, IN	St. Joseph's
26	Sean Corscadden****	1981-83	-	0	0	0	0	DEF	Springfield, VA	Lake Braddock
26	Bryan Costabile*****	2017-20	50	99	19	118	52	MID	Sykesville, MD	Mount Saint Joseph
23/11	Pat Cotter***	2010-14	54	15	7	22	7	MID	Olney, MD	Georgetown Prep
21	Tracy Cotter***	1981-83	-	6	2	8	0	MID	Dearborn, MI	St. Alphons
10	Bob Cozzie	1982	-	-	-	-	-	MID	Waterton, NY	Immaculate Heart
32/30	Hugh Grace****	2016-19	61	1	1	2	91	LSM/DEF	Newport Beach, CA	Corona del Mar
7/29	Brennan Creaney***	2001-04	30	0	0	0	62	DEF	Baltimore, MD	Loyola Blakefield
9	Mike Creighton****	2007-10	58	5	5	10	104	DEF	Malvern, PA	Malvern Prep
25	Ray Cross**	1996-99	29	0	0	0	21	DEF	College Station, TX	Wilton
88	<b>Luke Crowe</b>	<b>2025-pres.</b>	<b>7</b>	<b>0</b>	<b>0</b>	<b>0</b>	<b>4</b>	<b>LSM</b>	<b>Kensington, MD</b>	<b>Georgetown Prep</b>
18/39	Kevin Cullinan*	1985-87	27	3	1	4	31	ATT/MID	Wilson, CT	Wilton
15	Kevin Cullinane*	2006-09	19	1	2	3	8	MID	Southport, CT	Fairfield Prep
41	Quinn Cully****	2010-13	61	1	1	2	29	MID	Duxbury, MA	Duxbury
23	Ryan Cunn**	2004-07	37	6	6	12	37	MID	West Islip, NY	West Islip
3	John DaCosta	1990	3	0	0	0	4	ATT	Pittsburgh, PA	Mt. Lebanon
39/15	<b>Anderson Davis</b>	<b>2024-pres.</b>	<b>0</b>	<b>0</b>	<b>0</b>	<b>0</b>	<b>0</b>	<b>DEF</b>	<b>South Bend, IN</b>	<b>Saint Joseph</b>
21	Chad DeBolt***	1999-02	51	4	0	4	168	MID	Waterloo, NY	Waterloo
35/88	Conrad Delgado	2021-24	10	0	0	0	2	DEF	Rancho Santa Fe, CA	Torrey Pines
3/8	Will DeRiso****	1994-97	37	35	37	72	42	ATT	Cold Spring Harbor, NY	Cold Spring Harbor
9	<b>Aidan Diaz-Matos*</b>	<b>2026-pres.</b>	<b>13</b>	<b>1</b>	<b>0</b>	<b>1</b>	<b>56</b>	<b>FO</b>	<b>New Rochelle, NY</b>	<b>Brunswick School</b>
22	Devon Dobson**	2009-12	37	0	1	1	52	MID	New Milford, CT	New Milford
8	Eric Dobson****	2021-24	56	89	43	132	41	MID	Fleming Island, FL	Fleming Island
37	Ronan Doherty*	2022-25	23	0	0	0	7	LSM	Reading, MA	Groton School
46	<b>Andrew Donovan</b>	<b>2024-pres.</b>	<b>2</b>	<b>0</b>	<b>0</b>	<b>0</b>	<b>2</b>	<b>MID</b>	<b>Greenwich, CT</b>	<b>Brunswick School</b>
81	Will Donovan*****	2023-26	63	3	4	7	130	LSM	Greenwich, CT	Brunswick School
42	John Dougherty	1999	1	0	0	0	0	MID	Gladwynne, PA	Episcopal Academy
10	Sean Dougherty****	2005-08	58	1	0	1	126	DEF	Malvern, PA	Malvern Prep School
57	Matt Douglas	2022*	10	0	0	0	21	DEF	Mendham, NJ	Delbarton School
28	Casey Doyle	2021-25	6	1	1	2	0	ATT	Towson, MD	Gilman
28	Conor Doyle*****	2012-15	64	95	56	151	71	ATT	Towson, MD	Gilman
47	Jack Doyle	2014	7	1	2	3	2	MID	<b>Towson, MD</b>	<b>Gilman/Harvard</b>
6	Mikeey Drake***	2018-21	30	10	8	18	8	ATT	Wilmington, DE	Salesianum School
31/21	D.J. Driscoll****	2003-06	51	1	2	3	202	DEF	Downingtown, PA	Malvern Prep School
32	Justin Driscoll*	1983	-	21	6	27	0	MID	Huntington Station, NY	Holy Family
32/38	John Duffy*	2004-07	14	0	0	0	10	DEF	Columbus, OH	St. Charles Prep School
8	Justin Dufour	1993	4	1	0	1	1	MID	Rockville, MD	Georgetown Prep
30	Kevin Dugan*	2000-01	12	2	0	2	4	MID	Avon-by-the-Sea, NJ	Christian Brothers
17	Bob Durgin*	1981	-	4	4	8	0	MID	Falls Church, VA	Copiate
2	Chris Dusseau****	1996-99	51	115	11	126	62	ATT	Columbus, OH	Upper Arlington
30/33	David Earl****	2008-11	62	51	22	73	157	MID	Simsbury, CT	Westminster School
7/8	Alex Eaton**	2011-14	12	2	1	3	1	FO	Bridgewater, NJ	Bridgewater Raritan
59/66	Pat Eilers	2022-25	8	0	0	0	2	ATT	Winnetka, IL	Loyola Academy
30	Jamie Engels	1982	-	-	-	-	-	DEF	Ada, MI	Forest Hills
48/52	Garrett Epple****	2014-17	59	0	2	2	147	DEF	Cockeysville, MD	Calvert Hall
24	Brian Erickson****	1993-96	37	17	12	29	55	MID	Wilton, CT	Wilton
29	Sean Erickson	1997-99	2	0	0	0	0	MID	Wilton, CT	Wilton
7	Chris Fake*	2023	16	0	0	0	29	DEF	Allentown, PA	Hun School of Princeton
14	<b>Dylan Faison*</b>	<b>2026-pres.</b>	<b>12</b>	<b>8</b>	<b>1</b>	<b>9</b>	<b>6</b>	<b>MID</b>	<b>Weston, FL</b>	<b>Saint Andrews School</b>
14	Jordan Faison**	2024-25	29	31	13	44	30	MID	Fort Lauderdale, FL	Pine Crest
27	Chris Fallon**	1999-02	29	0	0	0	16	DEF	Swathmore, PA	Episcopal Academy
30/37	Jim Fallon****	1984-87	37	0	3	3	55	DEF	New City, NY	Clarksouth North
8	Mark Farino**	1981-82	-	5	6	11	0	MID	Norfolk, VA	Princess Anne
34	Michael Farish	2017-20	7	0	0	0	3	DEF	Villanova, PA	Radnor
3/43	Colin Fatti**	2002-05	27	10	2	12	11	MID	Skaneateles, NY	Skaneateles
43/11	Michael Fay	2018-22	12	3	1	4	1	ATT/MID	Malvern, PA	Malvern Prep

# ALL-TIME ROSTER

No.	Name	Years	Gms	G	A	P	GB	Pos.	Hometown	High School
3	Matt Fedorjaka	2022	4	0	0	0	1	LSM/DEF	Lewisburg, PA	Lewisburg Area
5/1/3	Adam Felicetti***	2007-10	52	4	2	6	23	MID	Doylestown, PA	Central Bucks East
18	Steve Flamingo**	1997-00	34	2	0	2	42	DEF	Cincinnati, OH	Moeller
54/6	Fisher Finley***	2022-26	42	13	5	18	13	MID	Alpharetta, GA	Milton
45/31	P.J. Finley***	2014-17	46	5	3	8	134	MID/FO	Berwyn, PA	Malvern Prep/Lawrenceville
5	John Flandina****	1999-02	57	44	32	76	62	ATT/MID	West Islip, NY	West Islip
16/23/41	Brian Flatty	1998-00, 2002	10	0	0	0	3	MID	Port Jefferson, NY	Consewogue
3/19	Ryan Flickinger	1986-87	15	0	2	2	12	ATT	West Hartford, CT	Loomis Chaffee Prep
26/15	Ryan Foley****	2010-13	57	28	19	47	27	ATT/MID	Glen Ridge, NJ	Delbarton
48	Jonathan Ford	2020-23	12	0	0	0	5	LSM/DEF	Rancho Santa Fe, CA	Torrey Pines
16	Jacob Frane	2018-21	10	0	1	1	1	MID	Highlands Ranch, CO	Mountain Vista
11	Joe Franklin****	1983-86	-	119	42	161	0	ATT	Lindenhurst, NY	Lindenhurst
14	Anson Fraser*	2005-08	22	0	0	0	9	MID	Summit, NJ	Summit
1/38	Tom Fredericks	1985-86	-	0	0	0	0	DEF	Waltham, MA	Waltham
15/45	Mike Fries*	2000-03	8	0	0	0	1	DEF	Oakton, VA	Oakton
25	Kyle Frigon***	2001-03	37	17	7	20	34	MID	Salem, MA	Loomis Chaffee Prep
1/4	Austin Gaiss**	2015-18	32	1	0	1	11	MID	North Andover, MA	Phillips Academy
13	Laurence Galli****	1996-99	49	1	0	1	44	DEF	Garden City, NY	Garden City
19/22/9	Billy Gallagher***	1992-95	47	0	6	6	161	DEF	Philadelphia, PA	Penn Center
52	Kyle Gallagher*	2021	12	1	3	4	7	FO	Brynhport, NY	St. Anthony's
<b>47</b>	<b>Will Gallagher**</b>	<b>2023-pres.</b>	<b>39</b>	<b>0</b>	<b>1</b>	<b>1</b>	<b>63</b>	<b>DEF</b>	<b>Bryn Mawr, PA</b>	<b>Radnor</b>
42	Christian Gallaher	2023-26	13	0	0	0	13	FO	Wappinger Falls, NY	Hotchkiss School
60	Griffin Gallant	2018	0	0	0	0	0	MID/DEF	Indianapolis, IN	Cathedral
<b>46</b>	<b>Kellen Gardner</b>	<b>2026-pres.</b>	<b>0</b>	<b>0</b>	<b>0</b>	<b>0</b>	<b>0</b>	<b>DEF</b>	<b>Ardmore, PA</b>	<b>Haverford School</b>
21/50	Ryder Garmsey***	2016-19	46	86	52	138	63	ATT	Wolfeboro, NH	Phillips/Brewster Academy
24	Don Gayhardt*	1984	-	6	6	12	0	ATT	Annapolis, MD	St. Mary's
38	Peter Gayhardt*	2017-20	6	1	0	1	1	MID/ATT	Bryn Mawr, PA	St. Joseph's Prep
17/31	Brian Gillfillan***	1993-96	42	38	30	68	96	ATT	Huntington Station, NY	Walt Whitman
19	Pete Gillin***	1988,90-91	44	3	3	6	174	MID	Avon, CT	Kingwood-Oxford
35/3	Will Gilmartin	2012-15	4	0	0	0	0	MID	Nesconset, NY	St. Anthony's/Lawrenceville
5	Joe Gladue*	1981	-	0	1	1	0	ATT	Baltimore, MD	Mt. St. Joseph
14/42	Tom Glatzel****	1998-2001	51	106	61	167	143	ATT	Ellicott City, MD	Boys Latin
30	Edwin Glazener***	2013-16	47	0	0	0	43	DEF	La Jolla, CA	The Bishop's School
	Andrew Gleason*	2009-12	11	0	0	0	1	MID	Roswell, GA	Roswell
29/9	Brendan Gleason****	2016-19	56	72	32	104	58	ATT/MID	Essex, TX	Essex
4/37	Greg Glenday***	1993-96	51	2	4	6	130	MID	Lido Beach, NY	Long Beach
3	Dan Gibson***	2006-09	46	9	9	18	16	MID	Germantown, TN	Memphis Univ. School
36	Brian Giordano****	2002-05	48	55	25	80	61	MID	Princeton, NJ	Hun School
36	Adam Goins	2013-16	1	0	0	0	1	MID	Berwyn, PA	Conestoga
44	Bobby Gray**	2013-17	45	12	2	14	10	ATT/MID	San Rafael, CA	St. Ignatius College Prep/Deerfield
91	Griffin Grant	2023-26	6	1	4	5	3	ATT/MID	Las Vegas, NV	Torrey Pines
17	Reilly Gray***	2020-24	52	37	9	46	18	MID	Point Lookout, NY	Chaminade
35/25	John Greaney**	2004-07	33	7	5	12	11	MID	Babylon, NY	Babylon
15	Andrew Greenspan	2024	7	0	0	0	9	FO	Scarsdale, NY	Brunswick School
47	Connor Greissing	2009	0	0	0	0	0	DEF	Hudson, OH	Western Reserve
3	Tom Grote***	1983-86	-	60	62	122	90	ATT/MID	Simsbury, CT	Simsbury
<b>13</b>	<b>Andrew Gryzenia</b>	<b>2026-pres.</b>	<b>0</b>	<b>0</b>	<b>0</b>	<b>0</b>	<b>0</b>	<b>LSM</b>	<b>Birmingham, MI</b>	<b>Detroit County Day School</b>
20	Dan Gutrich	1992	3	1	0	1	2	MID	Englewood, CO	Kent
99/9	Logan Gutzwiller	2022-25	6	1	0	1	2	FO/MID	Del Mar, CA	Torrey Pines
<b>30</b>	<b>George Guyton</b>	<b>2025-pres.</b>	<b>8</b>	<b>0</b>	<b>0</b>	<b>0</b>	<b>1</b>	<b>DEF</b>	<b>Towson, MD</b>	<b>Gilman School</b>
48/22	Patrick Hadley*	2015-18	21	0	0	0	14	MID	Hopkinton, NH	Deerfield Academy
35	Mike Hagerty*	2002-05	2	0	0	0	0	DEF	Niskayuna, NY	Niskayuna
37/4	Colin Hagstrom****	2021-pres.	56	5	1	6	86	FO	Mahtomedi, MN	Mahtomedi
27/24	John Hallenbeck****	2018-22	46	8	6	14	49	MID	Indianapolis, IN	Culver Military Academy
11/43	Brannon Halvorsen**	2004-07	28	0	1	1	30	DEF	Lake Oswego, OR	Lakenidge
35/77	Nick Harris****	2020-pres.	61	9	1	10	43	MID	Dublin, OH	Dublin Coffman
17	Joe Hart****	1982-85	-	32	13	45	0	MID	Cold Spring Harbor, NY	Huntington
26/37	Timothy Brooks Hartnett	2000-02	5	0	0	0	1	DEF	Rochester Hills, MI	Brother Rice
6/19/36	Jon Harvey***	1998-2001	46	59	6	65	58	ATT	Winchester, MA	Phillips Exeter Academy
23	Mike Hawkins	2022	2	1	1	2	2	ATT	Glastonbury, CT	Glastonbury
33	Griffin Hawthorne	2019-21	1	0	0	0	0	DEF	Massapequa, NY	Massapequa
19/37	Burke Hayes****	1995-98	51	46	15	61	124	MID	Cherry Chase, MD	Landon
1/38	Mark Healy	1986-88	17	2	1	3	5	DEF	Syosset, NY	Syosset
29/8	Pat Healy*	2014-16	31	1	0	1	33	MID	Southborough, MA	St. Sebastian's
1/19/29	Mark Hexamer**	1991-94	35	13	8	21	18	ATT	New Canaan, CT	New Canaan
30	Dwayne Hicks****	1983-85	-	5	7	12	0	MID/DEF	Freeport, NY	Freeport
11/28	Neal Hicks****	2007-10	61	61	39	100	72	ATT	Atlanta, GA	Lovett School
44	Kevin Higgins****	1997-2000	42	2	7	9	250	MID	Wilton, CT	Wilton
11	Steve Hoyer*	1981	-	0	0	0	0	MID	Huntington, NY	Huntington
27	Ryan Hoff****	2006-09	63	134	12	146	77	ATT	Baldwin, MD	Dulaney
20	Bill Hogan*	1994-95	21	15	2	17	15	MID	Pt. Lookout, NY	Canterbury
12	Westy Hopkins****	2011-14	64	50	10	60	46	ATT	Newtown, PA	LaSalle College HS/Lawrenceville
36	Jeremy Hopsicker	2023	0	0	0	0	0	ATT	Brockport, NY	Westminster School
40	Brant Howell	2008-10	4	0	0	0	2	DEF	Mercer Island, WA	Mercer Island
1/3/31	Matt Howell***	2001-04	31	40	37	77	41	ATT	Huntington, NY	Huntington
26	Brian Hubschmann****	2003-07	53	55	36	91	58	ATT/MID	Short Hills, NJ	Delbarton
36	Alex Hurdle	2015-18	6	0	0	0	1	DEF	Cockeysville, MD	McDonough
21	Kyle Hyland	2017-20	12	0	0	0	3	MID/FO	Hinsdale, IL	Hinsdale Central
<b>20</b>	<b>Miguel Iglesias*</b>	<b>2026-pres.</b>	<b>14</b>	<b>2</b>	<b>0</b>	<b>2</b>	<b>7</b>	<b>MID</b>	<b>Somers, NY</b>	<b>Somers</b>
31	Colin Igoe**	2008-11	35	26	12	38	22	ATT	Columbus, OH	Worthington Kilbourne
35	Mike Ionio****	1992-95	55	10	7	17	195	DEF	Chester, NJ	Mendham

# ALL-TIME ROSTER

No.	Name	Years	Gms	G	A	P	GB	Pos.	Hometown	High School
50	Andrew Irving****	2008-11	53	8	7	15	167	LSM	McLean, VA	The Hotchkiss School
<b>55</b>	<b>Christopher Iuliano*</b>	<b>2026-pres.</b>	<b>16</b>	<b>0</b>	<b>1</b>	<b>1</b>	<b>25</b>	<b>LSM</b>	<b>Rye, NY</b>	<b>Rye</b>
55	Wheaton Jackobice****	2018-22	58	61	35	96	41	MID	Kansas City, MO	Culver Military Academy
3	Pat Jank**	1981-82	-	1	0	1	0	DEF	Watertown, NY	Immaculate Heart Central
33	Chris Jarvis	2003	1	0	0	0	0	MID	St. Louis, MO	DeSmet Jesuit
<b>5/4</b>	<b>Matt Jeffery**</b>	<b>2023-pres.</b>	<b>25</b>	<b>25</b>	<b>12</b>	<b>37</b>	<b>14</b>	<b>MID</b>	<b>Cheshire, CT</b>	<b>Cheshire</b>
32	Ridge Johnson	2021-pres.	10	0	0	0	0	DEF	Augusta, GA	Lakeside
32	Jacob Kanak	2017-20	3	0	0	0	0	DEF	Hinsdale, IL	Hinsdale Central
17	Matt Karweck****	2003-06	52	60	30	90	78	MID	Penn Yan, NY	Penn Yan Academy
50	Chris Kavanagh****	2022-pres.	59	151	91	242	139	ATT	Rockville Centre, NY	Taft
50	Matt Kavanagh****	2013-16	63	122	103	225	137	ATT	Rockville Centre, NY	Chaminade/Hotchkiss
51	Pat Kavanagh****	2020-24	62	117	184	301	161	ATT	Rockville Centre, NY	Chaminade/Taft
8/19	Tim Kearney*	1994-95	18	23	6	29	37	ATT	Lutherville, MD	Calvert Hall
14/30	Jimmy Keenan****	1995-98	51	54	63	117	164	MID	Floral Park, NY	Chaminade
<b>29</b>	<b>Dylan Kellan</b>	<b>2026-pres.</b>	<b>1</b>	<b>0</b>	<b>0</b>	<b>0</b>	<b>0</b>	<b>MID</b>	<b>Greenwich, CT</b>	<b>Greenwich Country Day School</b>
<b>11</b>	<b>Cam Kelley</b>	<b>2026-pres.</b>	<b>2</b>	<b>0</b>	<b>0</b>	<b>0</b>	<b>1</b>	<b>ATT</b>	<b>Holly Springs, NC</b>	<b>Salisbury School</b>
30	John Kennedy	1988	-	0	0	0	0	MID	Babylon, NY	Babylon
49/2	Liam Kennedy	2014-16	0	0	0	0	0	ATT	Garden City, NY	Garden City/Deerfield Academy
<b>0</b>	<b>Colin Kenney</b>	<b>2026-pres.</b>	<b>3</b>	<b>1</b>	<b>1</b>	<b>2</b>	<b>1</b>	<b>ATT</b>	<b>Hingham, MA</b>	<b>Noble &amp; Greenough School</b>
<b>54</b>	<b>Jimmy Kenney</b>	<b>2025-pres.</b>	<b>2</b>	<b>0</b>	<b>0</b>	<b>0</b>	<b>1</b>	<b>LSM</b>	<b>Needham, MA</b>	<b>Needham</b>
34	Donald Keough	2011	0	0	0	0	0	DEF	Rye, NY	Rye/Westminster School
24	Eric Keppeler***	2009-12	56	13	7	20	47	MID	Baldwin, MD	Dulaney
27	David Kidder**	1986-88	24	7	2	9	26	MID	Wilton, CT	Wilton
10	Jack Kietly****	2017-21	62	2	3	5	120	DEF	Morristown, NJ	Delbarton School
19	Tyler Kimball***	2010-13	43	12	9	21	12	MID	Phoenix, MD	Gilman
18	Owen Knott*	1994	9	1	0	1	8	MID	Towson, MD	Calvert Hall
37	Keaton Komatz	2017-20	7	2	1	3	0	MID	Littleton, CO	Heritage
38/3	Nick Koshansky****	2014-17	52	1	1	2	35	MID	Kings Park, NY	St. Anthony's
12	Grant Krebs****	2007-10	62	82	23	105	92	MID	Annapolis, MD	St. Mary's
29	John Krueger	1985	3	1	0	1	NA	MID	Vail, CO	Battle Mountain
44	Tyler Krummenacher*	2002-05	10	2	0	2	6	ATT	St. Louis, MO	MICDS
<b>5</b>	<b>Teddy Lally*</b>	<b>2026-pres.</b>	<b>16</b>	<b>15</b>	<b>9</b>	<b>24</b>	<b>17</b>	<b>MID</b>	<b>Norwell, MA</b>	<b>Thayer Academy</b>
12	Ed Lamb****	1990-93	58	48	31	79	135	MID	Manlius, NY	Fayette-Manlius
25	Chip Lanser*	2007-10	16	0	0	0	7	DEF	Parkton, MD	Dulaney
8	Revere La Noue**	1996,98-99	28	6	4	10	23	MID	Baltimore, MD	Mt. St. Joseph
24/9	Thomas Lanahan****	1985-88	54	39	18	57	136	MID	Huntington, NY	Cold Spring Harbor
43	Matt Landis****	2013-16	63	0	0	0	100	LSM/DEF	Pelham, NY	Pelham Memorial
48	Michael Langdon	2016-19	1	0	0	0	0	DEF	Bloomfield Hills, MI	Cranbrook Kingswood
15	Brian Larimer	1999	1	0	0	0	0	DEF	Bloomfield, MI	Brother Rice
29	Sean Leahey*	2021	9	5	1	6	3	MID	Cranford, NJ	Seton Hall Prep
32	Bill Leisen	1993	4	0	0	0	2	DEF	Uniondale, NY	Kellenberg Memorial
39	Matt Leisen*	1999-02	15	0	0	0	5	DEF	East Meadow, NY	Chaminade
47	Charlie Leonard****	2017-21	42	10	4	14	177	FO/MID	Highlands Ranch, CO	Arapahoe
6	Jerry Levesque**	1981-82	-	23	16	39	0	ATT	Pine Brook, NJ	Montville Twp.
16	Dave Lewis**	1981-82	-	0	0	0	0	DEF	Morris Plains, NJ	Delbarton
25	Steve Linehan**	1981-82	-	59	32	91	0	ATT	Lexington, KY	Henry Clay
66	David Lipka**	2021-22	23	11	4	15	4	MID	Derwood, MD	Georgetown Prep/Army Prep
35/4	Jimmy Littlefield	2018-21	11	0	0	0	5	DEF	Highlands Ranch, CO	Arapahoe
4/47	Bill Liva***	2004-07	47	14	9	23	66	MID	Bryn Mawr, PA	Malvern Prep School
36	Mike Livingston*	1990-91	16	0	0	0	19	ATT	Islip, NY	Islip
30	Chip Lonsdale****	1990-93	52	2	1	3	149	MID	Lutherville, MD	St. Paul's School for Boys
38/18	Eddy Lubowicki***	2013-16	48	17	18	35	16	ATT	Somerset, NJ	St. Joseph's (Metuchen)
34	Carl Luriblad*	1981	-	10	6	16	0	MID	Baltimore, MD	McDonogh
<b>90</b>	<b>Shawn Lyght***</b>	<b>2024-pres.</b>	<b>46</b>	<b>0</b>	<b>1</b>	<b>1</b>	<b>64</b>	<b>DEF</b>	<b>Scotch Plains, NJ</b>	<b>Seton Hall Prep</b>
14	Kevin Lynch	2020-23	6	0	0	0	1	MID	Huntington, NY	Chaminade
18	Michael Lynch	2021-24	9	0	0	0	1	MID	Huntington, NY	Chaminade
2	Mike Lynch*	1981-82	-	31	14	45	0	ATT	Mendham, NJ	Delbarton
<b>22</b>	<b>Gavin Lynch</b>	<b>2026-pres.</b>	<b>6</b>	<b>4</b>	<b>1</b>	<b>5</b>	<b>1</b>	<b>MID</b>	<b>Rockville Centre, NY</b>	<b>Chaminade</b>
22	Will Lynch****	2022-25	58	6	5	11	361	FO	Rockville Centre, NY	Chaminade
15	Rob Lynn*	1987-90	36	14	5	19	37	ATT	Huntington, NY	Huntington
14/39	Kevin Lynyak**	1992-95	35	9	3	12	32	MID	New Vernon, NJ	Delbarton
28/29	Mark Macheca	1990-91	10	3	0	3	4	MID	Kenilworth, IL	New River Twp.
19	Kurt MacLaurin	2000	2	0	0	0	0	MID	Columbus, OH	Upper Arlington
<b>25/16</b>	<b>Will Maher**</b>	<b>2023-pres.</b>	<b>34</b>	<b>29</b>	<b>27</b>	<b>56</b>	<b>18</b>	<b>ATT</b>	<b>Chicago, IL</b>	<b>Loyola Academy</b>
5/15	Kevin Mahoney****	1993-96	52	35	28	63	98	ATT	Chatham, NJ	Delbarton
15/30	Matt Malakoff***	2002-05	40	14	15	29	35	ATT	Bay Shore, NY	Bay Shore
6	Billy Maloney*	2008-11	8	1	0	1	1	MID	Bethesda, MD	Georgetown Prep
39/29	David Maloney	1982-84	-	-	-	-	-	DEF	Latham, NY	Shaker
18/17	Patrick Maloney**	2008-11	31	1	1	2	3	MID	Bethesda, MD	Georgetown Prep
21/22	Steve Manley***	1991-94	42	24	15	39	37	ATT	Springfield, PA	Springfield
16	Maxim Manyak	2020-24	3	0	0	0	0	MID	Sherman Oaks, CA	Oak Park
26/4	Anthony Marini**	2014-17	32	3	0	3	9	ATT	Medford, NJ	St. Joseph's Prep
26/5	Jim Marlatt****	2011-15	65	63	42	105	83	MID	Clarksville, MD	River Hill
21	Jake Marmul**	2008-11	32	2	3	5	66	MID	Livonia, MI	Detroit Catholic Central
12/36	Mike Maroney****	1993-96	48	17	6	23	50	MID	Manlius, NY	Fayette-Manlius
32	Chris Masterson*	2001-04	16	1	0	0	6	MID	West Hempstead, NY	Chaminade
19/14	Frank Matarazzo***	2002-05	24	2	0	2	39	MID	Franklin Lakes, NJ	Bergen Catholic
31	Taylor Matthews**	2002-05	11	0	0	0	2	DEF	St. Louis, MO	MICDS
39	Joe Mattio	1990	4	0	0	0	1	DEF	Deer Park, NY	Deer Park
22	Brendan Max	1987	3	0	0	0	4	MID	South Bend, IN	John Adams
26	Brian Mayglothing**	1990-92	44	60	41	101	159	MID	Wilton, CT	Wilton

# ALL-TIME ROSTER

No.	Name	Years	Gms	G	A	P	GB	Pos.	Hometown	High School
13/18	Earmon McAnaney****	1988-91	57	2	0	2	170	DEF	New York, NY	Hill School
15	Quinn McCahan*****	2019-pres.	61	51	36	87	59	MID	Malvern, PA	Malvern Prep
33	Aaron McCann**	1998-99	12	0	0	0	5	DEF	Ellicott City, MD	Orchard Park
23	Connor McCollough*	2012-15	17	1	0	1	4	MID	Charlottesville, VA	St. Anne's-Belfield
14	Mike McCusker	1982	-	-	-	-	-	MID	Yorktown, NY	Yorktown
16/20	Regis McDermott****	2006-09	61	0	1	1	134	DEF	Amityville, NY	Chaminade
35	Randy McDonald**	1985-88	27	1	0	1	45	DEF	Geneva, NY	Geneva
35	Mark McGinley	2019-22	8	1	0	0	0	ATT	Chagrin Falls, OH	Chagrin Falls
31	Brian McHugh***	1987-90	51	77	34	111	121	MID	Parsippany, NJ	Delbarton
9	Brian McKeon**	1982-84	-	2	3	5	0	ATT	Auburn, NY	Auburn
13	Kelly McKenna****	2007-10	64	6	7	13	60	MID	Penfield, NY	Penfield
9/18	John McLachlan**	1985-87	26	37	38	75	33	ATT	Syracuse, NY	West Genesee
29	Devon McLane*	2024-25	31	58	21	79	31	MID	Westfield, NJ	Westfield
4	Marty McLanus**	1981-83	-	0	1	1	0	MID	Toledo, OH	St. John's
49/3	Thomas McNamara****	2017-21	24	10	2	12	17	MID	Villanova, PA	The Haverford School
33	John McNicholas****	1985-88	51	38	32	70	112	MID	Lloyd Harbor, NY	Cold Spring Harbor
19	Davey Melera****	2006-09	52	6	5	11	51	MID	Timonium, MD	Boys' Latin School
26	Sean Meehan*	1996-99	21	1	2	3	16	MID	Smithtown, NY	Smithtown
35/8	Auden Menke	2017-20	6	0	0	0	1	MID	Sandy, UT	New Hampton School
11	Carlson Milikan*	2017-18	0	0	0	0	9	MID	Richmond, VA	Woodberry Forest School
70	David Miller*	2013	16	0	0	0	7	MID	Warrenton, VA	Notre Dame Academy/Maryland
77	<b>Luke Miller**</b>	<b>2025-pres.</b>	<b>23</b>	<b>26</b>	<b>14</b>	<b>40</b>	<b>18</b>	<b>DEF</b>	<b>Severna Park, MD</b>	<b>McDonogh</b>
37/23/9	Matt Miller**	2010-13	34	0	1	1	58	DEF	Warrenton, VA	Notre Dame Academy
34	Dick Milone**	1984-86-87	22	0	0	0	59	DEF	Rye, NY	Groton School
35	Joe Minutoli	1990-91	3	0	0	0	1	MID	San Rafael, CA	San Marin
25/14/12	Morrison Mirer****	2018-22	43	35	1	36	12	MID	San Diego, CA	Cathedral Catholic
36/33	Ryan Mix***	2011-14	36	8	0	8	5	ATT	Newport Beach, CA	Corona del Mar
1/22	Connor Morin*	2018-21	23	26	13	39	11	ATT	Bernardsville, NJ	Morrisstown-Beard
34/38	Jim Morrison	2002-05	16	26	7	33	38	ATT	Fulton, MD	Mt. St. Joseph
48	Dan Mortell	2009	4	0	0	0	0	ATT	Glenview, IL	Loyola Academy
15	Mike Moser	1991	9	0	0	0	2	DEF	Safety Harbor, FL	King Park
51/20	Jake Moss	2019-22	10	0	0	0	1	MID	Lebanon, NJ	Fingery
5/18	John Mulflur**	2001-04	20	2	1	3	8	MID	Easton, MD	Peter & Paul
42	Owen Mulford****	2001-04	45	13	5	18	29	MID	Ocean City, MD	Loyola Blakefield
50	<b>Brendan Mullahy</b>	<b>2026-pres.</b>	<b>5</b>	<b>0</b>	<b>0</b>	<b>0</b>	<b>3</b>	<b>MID</b>	<b>Fairfield, CT</b>	<b>Taft School</b>
19	John Murphy*	1981	-	0	0	0	0	MID	New Canaan, CT	New Canaan
11	Kevin Murphy**	1991-94	41	0	0	0	47	DEF	Wilton, CT	Wilton
16	Steve Murphy****	2010-13	63	28	17	45	26	MID	Shirley, NY	William Floyd
11/24	Doug Murray**	1989-92	41	0	1	1	117	MID	Colorado Springs, CO	Rampart
21	Scott Musa**	1989-92	33	0	0	0	39	MID	Endwell, NY	Maine-Endwell
30	Marco Napolitano****	2020-24	54	1	1	2	40	DEF	San Diego, CA	Torrey Pines
38/22	Jack Near****	2012-15	62	19	13	32	94	MID	Bronxville, NY	Bronxville
20	Chuck Neff*	1981	-	0	1	1	0	MID	Elmhurst, IL	Immaculate Conception
25	Joe Nejmam	2000	4	1	0	1	1	DEF	Meadowbrook, PA	Penn Charter
14	Chris Nelson****	1989-92	55	23	16	39	82	MID	Rochester, NY	Irondequoit
36	Dave Notarangelo	1995	1	0	0	0	0	DEF	Lutherville, MD	St. Paul's
4/6	Stedman Oakey****	1997-2000	52	30	23	53	34	ATT	Charlottesville, VA	St. Anne's
23	Frank O'Brien**	1985-87	12	8	1	9	0	ATT	Albany, NY	Albany Academy
4	Tom O'Brien**	1990-93	38	9	4	13	41	MID	Stony Brook, NY	Ward Melville
10	Kevin O'Connor***	1986-89	41	0	0	0	78	MID/DEF	West Hartford, CT	Hall
48/31	Liam O'Connor****	2011-14	56	9	8	17	252	MID	Haverford, PA	The Haverford School
36	Mike O'Connor	1994	2	0	0	0	0	DEF	Bethesda, MD	Georgetown Prep
5	Dave O'Neill**	1984-87	40	30	11	41	125	ATT/MID	Peabody, MA	Peabody
37/4	Stephen O'Hara***	2011-14	50	0	0	0	103	DEF	West Chester, PA	St. Joe's Prep
8	Patrick O'Toole	2004-07	6	0	0	0	2	ATT	Hudson, OH	Hudson
36	Andy Oatway	1985-87	8	0	0	0	0	DEF	New Canaan, CT	New Canaan
17	Mitch Olinger	2016-19	3	0	0	0	0	DEF	Concord, CA	De La Salle
29	John Olmstead****	1986-89	50	83	63	146	123	ATT	Corning, NY	Corning-Painted Post W.
42	Dean Omori	1982-83	-	0	0	0	0	DEF	Annandale, VA	Annandale
9	Chris Onderdonk*	1993-95	14	4	0	4	10	ATT	Chestnut Ridge, NY	Green Meadow
20	Nick Ossello****	2012-15	60	41	13	54	123	MID	Wheat Ridge, CO	Wheat Ridge
9/23	Brad Owen***	1996-99	36	31	3	34	48	MID	Amherst, NH	Souhegan
33/24	Dan Pace***	1981-83	-	41	41	82	0	MID	Summit, NJ	Delbarton
13/12	Tom Pace	1982-84	-	0	0	0	0	MID	Summit, NJ	Delbarton
16	Steve Panos*	2003-06	15	0	0	0	21	MID	Arnold, MD	Broadneck
16/38	Keith Parendo*	1999-2000	4	2	0	2	3	ATT	Mineola, NY	Mineola
7	Danny Parker	2024	5	0	0	0	6	MID	Mount Sinai, NY	St. Anthony's
21	Carter Parlette****	2021-24	52	1	3	4	42	MID	Ponte Vedra, FL	Ponte Vedra
9	Edson Parzanese*	2011	14	4	2	6	4	ATT	Edgartown, MA	Martha's Vineyard/Holy Cross
1/25	Marc Pasquale***	1992-95	43	13	5	18	48	MID	Fayette-Manlius, NY	Fayetteville-Manlius
38/18	Kevin Patrick**	1989-91	23	1	0	1	57	MID	Schenectady, NY	Deerfield Acad.
33/27	Steve Pearsall****	1981-84	-	72	53	125	0	ATT/MID	Greenlawn, NY	Harbor Field
16	Sergio Perkowski****	2014-17	61	110	24	134	63	MID	Bloomfield Hills, MI	Brother Rice
6	Bo Perriello***	1990-93	55	21	12	33	32	ATT	Ivy, VA	St. Anne's Belfield
22/34	Nick Petcoff****	2001-04	43	0	1	1	37	MID	Troy, MI	Detroit Country Day
15	Connor Pett**	1998	10	2	0	2	2	MID	Ellicott City, MD	Genels
33/37	Jason Pett***	1992-94,95	34	16	8	24	48	MID	Ellicott City, MD	Genels
18	Drew Peters****	2003-06	52	13	9	22	84	MID	Babylon, NY	Babylon
20	Mike Pfeffer***	'97-98, '00-01	37	0	0	0	20	DEF	Wilton, CT	Wilton
45	Max Pfeifer****	2009-12	58	31	25	56	35	MID	Crozet, VA	Western Albemarle
15	Ed Phillips*	1985	16	0	0	0	0	DEF	St. Louis, MO	St. Louis Priory

# ALL-TIME ROSTER

No.	Name	Years	Gms	G	A	P	GB	Pos.	Hometown	High School
23	Timmy Phillips***	2016-19	60	10	7	17	41	MID	Alexandria, VA	Episcopal
34/28	Michael Podgajny****	2005-08	53	68	36	104	129	MID	Ridley Park, PA	Ridley
<b>80/2</b>	<b>Brady Pokorny**</b>	<b>2025-pres.</b>	<b>23</b>	<b>8</b>	<b>8</b>	<b>16</b>	<b>8</b>	<b>ATT</b>	<b>Darien, CT</b>	<b>Darien</b>
50	Lucius Polk****	2004-07	48	30	14	44	54	MID	Washington, DC	St. Albans
<b>43</b>	<b>Bo Popham</b>	<b>2026-pres.</b>	<b>2</b>	<b>0</b>	<b>0</b>	<b>0</b>	<b>2</b>	<b>DEF</b>	<b>Monmouth Beach, NJ</b>	<b>Delbarton School</b>
37/72	Thomas Porell	2023-26	15	1	0	1	4	MID	Littleton, MA	Buckingham Browne & Nichols
8	George Porter	1983-84						MID	Reisterstown, MO	Nichols
49/6	Chris Prevoznik**	2011-14	29	0	0	0	17	DEF	Mountain Lakes, NJ	Mountain Lakes
27/7	Ben Pridemore*	2014-17	49	4	2	6	11	MID/ATT	Baltimore, MD	Boys' Latin
14	Kevin Quigley*	1981	-	0	0	0	0	MID	Auburn, NY	Auburn
22/14	Mike Quigley****	1987-90	54	45	15	60	167	MID	Kings Park, NY	Kings Park
28	Mike Quinn****	1981-84	-	22	4	26	0	MID	Penn Van, NY	Penn Van
7/30	Joey Rallo****	2004-07	51	0	0	0	79	DEF	Cockeysville, MD	Boys' Latin
35/24	Ben Ramsey****	2022-25	59	12	7	19	97	DEF	Palo Alto, CA	Sacred Heart Prep
39	Kevin Randall****	2009-12	54	0	0	0	55	DEF	Penfield, NY	Penfield
27	Todd Rassas****	1995-98	50	2	3	5	194	DEF	Northfield, IL	Loyola Acad.
41	Tom Regan	1982						ATT	Convent Station, NJ	Delbarton
22/26	Anthony Reid****	1994-96	38	24	2	26	29	MID	Pittsburgh, PA	Seewick
3	Garrett Reilly**	1991-94	47	0	0	0	81	DEF	Wilton, CT	Wilton
<b>20/24</b>	<b>Chris Reinhardt**</b>	<b>2025-pres.</b>	<b>30</b>	<b>3</b>	<b>3</b>	<b>6</b>	<b>21</b>	<b>MID</b>	<b>Ridgefield, CT</b>	<b>Ridgefield/Taft</b>
39/7	Eric Restic****	2017-20	35	2	1	3	40	MID	Lake Oswego, OR	Jesuit
14	Tony Rettino****	1983-86	-	10	3	13	54	MID	Huntington Station, NY	Walt Whitman
6	Jason Reynolds*	2022	12	0	1	1	28	DEF	Chester Springs, PA	Downington East
45/15	Cole Riccardi**	2013-16	21	7	2	9	9	MID	Madison, NJ	Delbarton
1/0	Jeffery Ricciardelli****	2022-25	56	40	11	51	19	ATT	New Canaan, CT	Taft
16	Mike Rice*	1983-86	-	0	0	0	48	DEF	Geneva, NY	Geneva
2/17	Chris Richez****	2002-05	50	15	10	25	63	MID	Freeport, NY	Freeport
4/8	Mike Richtsmeier	2000-01	9	0	0	0	4	ATT	Durham, NC	Durham Academy
35	Kevin Ridgway****	2008-11	56	0	0	0	60	DEF	Kensington, MD	Georgetown Prep
43/2	Michael Ridgway	2022-25	9	1	0	1	1	MID	Kensington, MD	Georgetown Prep
22	Hani Rimlawi	2001	6	0	0	0	2	DEF	Fayetteville, NY	Fayette-Manlius
21	Mark Rizzieni	1986-88	28	3	0	3	7	ATT/MID	Geneva, NY	Geneva
41/14	Michael Rogers*	2009-12	1	0	0	0	0	MID	Annapolis, MD	DeMatha
18	Sean Rogers****	2009-13	64	78	35	113	66	ATT	New Hyde Park, NY	Holy Trinity
20	Kevin Rooney****	1982-85	-	25	4	29	0	MID/ATT	Convent Station, NJ	Delbarton
40	Dave Roop	1982						DEF	Geln Arm, MD	Dulaney
5	Chris Rowley**	1988-90	36	6	4	10	26	ATT/MID	Auburn, NY	Auburn
22/42	Dave Rubano*	1997-2000	20	0	0	0	12	DEF	West Islip, NY	West Islip
29/53	Tyler Ruhl	2015-18	5	0	1	1	1	ATT	Baltimore, MD	Boys' Latin School
36/24/7	Kyle Runyon**	2012-15	14	3	3	6	6	MID	Coronado, CA	Coronado
3/30	Devin Ryan****	1999-02	45	39	8	47	35	MID	Kensington, MD	Gonzaga College
9	Matt Ryan****	2003-06	51	30	33	63	118	MID	Ridley Park, PA	Ridley
20	Jeff Salamon*	1987-89-90	22	0	0	0	7	DEF	Long Valley, NJ	West Morris
34/22	Warren Sanger*	1986-88-89	29	0	0	0	16	DEF	Manhasset, NY	Chaminade
12	Andy Santoniello**	1998-01	27	1	0	1	7	MID	Westfield, NJ	The Pingry School
25/39	Brian Sapp	1982-83						MID	Anandale, VA	Lake Braddock
24/44/25	Adam Sargent**	1995-97	5	1	2	3	65	DEF	Rochester, NY	Brightmans
16	Ben Savage**	1996-99	35	15	5	20	13	ATT	Ellicott City, MD	Mr. Hebron
13/37	Brandon Schultzeis**	2003-06	38	0	0	0	23	MID/DEF	Babylon, NY	Babylon
26/30	Dan Scolaro*	2005-08	17	0	0	0	8	DEF/ATT	Lake Forest, IL	Loyola Academy
50/10	Maximus Schalit	2020-23	9	0	0	0	6	DEF	Palm Coast, FL	Ponte Vedra
20	Drew Schantz***	2016-19	59	10	11	21	66	MID	Allentown, PA	Malvern Prep
23	Brian Schirf***	1989-92	49	50	13	63	128	MID	Sudbury, MA	Lincoln-Sudbury
45	Kevin Schoneck	2002	0	0	0	0	0	DEF	Miami, FL	Miami Palmetto
36	Dan Schmitt**	2008-11	3	0	0	0	0	DEF	Palatine, IL	Fremd
<b>37/27</b>	<b>Nate Schwitzenberg***</b>	<b>2024-pres.</b>	<b>38</b>	<b>0</b>	<b>0</b>	<b>0</b>	<b>39</b>	<b>DEF</b>	<b>Arlington Heights, IL</b>	<b>Loyola Academy</b>
38/2	John Scioscia**	2011-14	34	44	6	50	31	ATT	Summit, NJ	Summit
23	Andy Scollan***	1993-96	43	1	0	1	60	MID	Auburn, NY	Auburn
27	Lance Scott	1989	5	0	0	0	0	DEF	Denver, CO	East Manual
21	Mike Seaman*	1995-98	13	2	5	7	2	MID	Springfield, PA	Springfield
34	Pete Senger****	1990-93	56	4	1	5	36	DEF	Cape Elizabeth, ME	Cape Elizabeth
40/14	Mike Sennett****	1989-91	41	18	4	22	27	ATT	Bloomfield Hills, MI	Brother Rice
35	Stephen Sepeta***	1996-99	39	0	0	0	30	MID/DEF	Duxbury, MA	Duxbury
5/39	James Severin	2003-06	8	0	0	0	2	DEF	Bayville, NY	Chaminade
46	John Sexton****	2015-18	59	11	5	16	191	LSM/DEF	Sudbury, MA	Lincoln-Sudbury
26	Jalen Seymour****	2022-26	57	34	15	49	20	MID	Melville, NY	St. Anthony's
8	Chris Sforzo**	1991-92	27	3	3	6	14	MID	Merrick, NY	Calhan
<b>45</b>	<b>Ryan Sforzo</b>	<b>2023-pres.</b>	<b>5</b>	<b>4</b>	<b>0</b>	<b>4</b>	<b>0</b>	<b>MID</b>	<b>Lakewood Ranch, FL</b>	<b>Ponte Vedra</b>
13/31	Jeff Shay**	1985-88	25	21	7	28	28	MID/ATT	Carlisle, MA	Concord-Carlisle
22	Justin Shay****	1982-85	-	16	8	24	0	DEF	Carlisle, MA	Concord-Carlisle
37	Will Shearer	2002	0	0	0	0	0	MID	Hampstead, MD	Boys' Latin
47/7	Michael Shepardson*	2011-14	4	0	0	0	1	DEF	Winter Park, FL	Saint Andrews
48/10	Jack Sheridan**	2013-16	32	0	0	0	15	DEF	West Chester, PA	Malvern Prep
26	Jim Shields**	1984-87	38	42	24	66	36	ATT	Canton, NY	Canton
5/15	Mike Shulof	1997-98	3	1	0	1	1	ATT	Wilton, CT	Wilton
3	Jack Simmons	2023	16	16	12	28	10	MID	Lutherville, MD	McDonogh School
23/32	Eric Simon***	2000-03	42	1	1	2	107	DEF	Flemington, NJ	Hunterdon Central
7/6	Trever Sippert**	2007-10	36	0	1	1	95	MID	Greenwich, NY	Greenwich
10	Bobby Smith***	2009-12	54	2	4	6	70	LSM/DEF	Woodbine, NJ	Lawrenceville School
27	Kevin Smith****	1981-84	-	19	7	26	0	MID	St. James, NY	Smithtown East
50/14	Ryan Smith**	2012-15	14	0	0	0	14	DEF	Summit, NJ	St. Peter's Prep

# ALL-TIME ROSTER

No.	Name	Years	Gms	G	A	P	GB	Pos.	Hometown	High School
43/46	Sloan Smith*	2005-08	15	2	1	3	3	ATT/MID	Concord, NH	Phillips Exeter Academy
29/38	Pete Snyder****	1992-95	41	1	0	1	52	DEF	White Plains, NY	White Plains
33	Robbie Snyder****	1991-94	55	96	47	143	127	DEF	Geneva, NY	Geneva
35	Jake Sommer	2023-26	5	0	0	0	0	ATT	Wilton, CT	Wilton
8/26	John Souch****	2000-03	57	0	2	2	137	DEF	Watertown, NY	Immaculate Heart Central
12	Doug Spencer****	1986-89	48	5	12	17	119	DEF	Dix Hills, NY	Half Hollow High West
4	Wally Stack****	1984-87	40	0	0	0	90	DEF	Levittown, NY	Levittown
37	J.R. Stahl*	2004-05	11	0	1	1	10	DEF	Sparks, MD	Boys Latin
35	Thomas Stephan	2013-16	8	0	0	0	1	DEF	Chatham, NJ	Chatham
15/32	Mark Steranka**	1984-85	-	13	5	18	0	MID	Winchester, MA	Winchester
33/19	Mike Stevens**	1987,89-90	37	0	0	0	65	DEF	Homer, NY	Homer
<b>66</b>	<b>Luke Stickler</b>	<b>2026-pres.</b>	<b>4</b>	<b>0</b>	<b>0</b>	<b>1</b>		<b>LSM/DEF</b>	<b>Manhattan Beach, CA</b>	<b>Loyola High School of Los Angeles</b>
12	Nick Stinn*	2016-19	24	4	2	6	8	MID	San Francisco, CA	St. Ignatius College Prep
32/18	Eddie Stohlman**	1995-98	26	0	2	2	17	DEF	Fairfax, VA	Paul VI
29	Dan Straka	2002-04	11	1	1	2	4	ATT	Upper Arlington, OH	Upper Arlington
37/32	John Sullivan	1982-83						MID	Hauppague, NY	St. Anthony's
7	Mike Sullivan****	1989-92	58	97	88	185	125	MID/ATT	Farmington, MI	Catholic Central
41/38	William Sullivan	2003-04	0	0	0	0	0	DEF	Babylon, NY	Chaminade
10	Will Sutton****	1991-93,95	57	59	56	115	216	MID	Edgewater, MD	St. Mary's
2	Duncan Swezey****	2006-09	58	56	48	104	34	ATT	Ambler, PA	Hatboro-Horsham
31	Jeff Taddeo	1991-92	9	3	2	5	1	ATT	Penfield, NY	Penfield
13	Jake Taylor****	2020-25	55	130	14	144	49	ATT	Denver, CO	Regis Jesuit
7	Stephen Taylor**	1996-98	21	7	2	9	21	MID	Rockville Center, NY	Chaminade
12	Brian Tevlin*	2023	16	13	5	18	35	MID	Livingston, NJ	Seton Hall Prep
88	Kyle Thornton	2021	12	0	0	0	18	DEF	Garden City, NY	Chaminade
20	John Titterton*	1989	13	0	0	0	18	MID	Huntington, NY	Cold Spring Harbor
16	Rob Tobin*	1993	14	12	15	27	32	MID	Annapolis, MD	Jeremy
28	Steve Tomasso	1986						MID	Schenectady, NY	Colonie Central
13/5	John Travisano Jr***	2015-18	52	0	0	0	99	MID/FO	Elliot City, MD	Howard
2	J.T. Tremante***	1993-96	43	14	13	27	59	MID	Wilton, CT	Wilton
28	Charlie Trense****	2016-20	28	0	0	0	6	DEF	Atlanta, GA	The Westminster Schools
6	Bob Tripp	1983	-	0	0	0	0	MID	Pittsford, NY	McQuaid Jesuit
41/14/2	Taylor Tripucka**	2008-11	37	0	0	0	7	MID	Mountain Lakes, NJ	Mountain Lakes
45	Bob Trocchi**	1983-85	-	84	59	143	0	ATT	Sudbury, MA	Lincoln-Sudbury
46/19	Kyle Trolley*	2013-16	19	6	3	9	15	MID	Peterborough, Ontario	Culver Academy (IN)
27	Brooks Tyrrell*	2016-19	11	0	0	0	5	MID/LSM	Lake Oswego, OR	Jesuit
25	Matt Umscheid	1990-91	8	0	0	0	2	DEF	Winchester, MA	Winchester
7/40	David Ulrich***	1998-2001	56	70	110	180	160	ATT	Baltimore, MD	Boys Latin
10/34	Todd Ulrich****	1998-2001	52	44	33	77	84	MID	Baltimore, MD	Boys Latin
<b>18</b>	<b>Jake Vasquez</b>	<b>2025-pres.</b>	<b>4</b>	<b>3</b>	<b>0</b>	<b>3</b>	<b>0</b>	<b>MID</b>	<b>Larkspur, CA</b>	<b>Redwood</b>
18	Brett Vecchio*	2007	12	3	2	5	5	MID	Lloyd Harbor, NY	Cold Spring Harbor
13/34/38	William Veranka	1982-83, 1985	6	1	0	1	0	DEF	Somers, CT	Somers
6	Vince Vitale	1988	5	1	0	1	2	ATT	Auburn, NY	Auburn
5	Bryce Walker***	2021-24	42	19	7	26	11	ATT	Austin, TX	Westlake
35/37	John Walsh*	1982-84	-	0	0	0	0	DEF	Huntington, NY	Holy Family
6	Pat Walsh****	2003-06	52	84	108	192	100	ATT	Wantagh, NY	Wantagh
26/15	Jordan Walter*	2015-18	11	3	1	4	1	MID/ATT	Cold Spring Harbor, NY	Cold Spring Harbor
34	Jim Walters	2009-10	0	0	0	0	0	MID	East Hanover, NJ	Delbarton
4/16	Ned Webster**	1995-97-99	23	13	23	36	35	MID	Baltimore, MD	Boys Latin
5	Byran Welch	1997	3	0	0	0	1	ATT	Wellesley, MA	Deerfield Academy
19/15	Travis Wells***	2000-03	48	27	13	40	51	MID	Severna Park, MD	St. Joseph's
43/31	Griffin Westlin*****	2019-pres.	59	38	41	79	59	ATT	Lebanon, NJ	Seaton Hall Prep
29	Alex Wharton**	2005-08	43	31	44	75	26	ATT	Baltimore, MD	Gilman School
18	Rich Wickel**	1981-82	-	0	0	0	0	DEF	Weehawken, NJ	Delbarton
29	Andy Will*	2010-13	1	1	0	1	0	ATT	Olney, MD	Bullis
18	Brian Willetts****	2017-20	50	52	19	71	30	ATT	Saint James, NY	Smithtown East
32/40	Henry Williams**	2012-15	27	0	0	0	21	LSM	Potomac, MD	Georgetown Prep
<b>38</b>	<b>Karter Williams</b>	<b>2024-pres.</b>	<b>4</b>	<b>0</b>	<b>0</b>	<b>0</b>	<b>0</b>	<b>DEF</b>	<b>Concord, NC</b>	<b>William A. Hough</b>
5/4	Rob Williamson*	1990-93	16	1	0	1	13	DEF	Denver, CO	Aor Academy
29/5	Chris Wilson	1982-84						MID	Baldwin, NY	Baldwin
19	John Wilson****	1982-85	-	8	5	13	0	MID	Bloomfield Hills, MI	Detroit Country Day
12	Bob Winn	1984-85						DEF	Kenmore, NY	Kenmore West
43	Tim Wolf	1982						DEF	Bloomfield Hills, MI	Cranbrook
47	Mason Wordelman*	2022-25	10	0	0	0	4	DEF	Edina, MN	Benilde-St. Margaret's
15	Rick Wozniak	1983						DEF	Syracuse, NY	Bishop Ludden
9/32	A.J. Wright***	1999-2002	45	0	0	0	85	DEF	Timonium, MD	Loyola Blakefield
24	Mikey Wynne****	2015-18	60	126	16	142	86	ATT	Sykesville, MD	St. Pauls
<b>17</b>	<b>Drew Wynocker</b>	<b>2025-pres.</b>	<b>6</b>	<b>1</b>	<b>1</b>	<b>2</b>	<b>0</b>	<b>MID</b>	<b>Bay Village, OH</b>	<b>Saint Ignatius</b>
12	Josh Yago	2026	16	24	23	57	32	ATT	Denver, CO	Arvada West
28	Ken Yanicky*	1997	12	3	2	5	76	MID	Rochester, NY	Pittsford
22	Will Yeatman*	2007-08	15	21	25	46	27	ATT	San Diego, CA	Rancho Bernardo
99	Will Yorke*	2021	12	25	1	26	15	ATT	Chicago, IL	Saint Ignatius/Hotchkiss School
43	Chris Young****	1998-2001	52	26	12	38	72	MID	Camillus, NY	West Genesee
7	Tate Young	2020-23	1	0	0	0	0	MID	Austin, TX	Eastlake
42	William Young*	2015-18	24	0	0	0	7	DEF	New York, NY	Phillips Academy (PA)
15	Joe Zonies	1984	-	1	0	1	-	MID	Wyomissing, PA	The Hill
29	Tim Zaino	1993	5	0	0	0	5	MID	Fairfield, CT	Fairfield Prep
33	Ross Zimmerman****	2005-08	58	0	1	1	106	DEF	Utica, MI	Brother Rice
32	William Zoccola*	1981	-	0	0	0	0	MID	Memphis, TN	Christian Brothers

# ALL-TIME ROSTER

No.	Name	Years	Gms	GA	Sv.	Goals		Hometown	High School
						Sv. Pct.	GB		
1	Nick Antol**	2000-03	22	107	151	.585	40	Baldwin, MD	Loyola Blakefield
17	Jeff Bolyard	1996-97	4	8	8	.500	5	Pittsford, NY	Pittsford Mendon
25/6	Art Brady***	1985-88	1	0	5	1.000	126	Loudonville, NY	Shaker
11	Alex Cade****	1995-98	50	379	621	.621	208	N. Potomac, MD	Landon School
11/44	Stewart Crosland****	2001-05	38	240	398	.624	77	Bethesda, MD	Landon School
28/3/30	Patrick Darcy*	1997-2000	7	13	8	.381	5	Uniondale, NY	Kellenberg Memorial
31/21	Bill Delaney	2006-07	0	0	0	.000	0	Skaneateles, NY	Skaneateles
6	Tim Dempsey	1987						Arlington, VA	Gonzaga College Prep
41	Shane Doss****	2014-17	53	423	490	.537	115	Glen Ridge, NJ	Glen Ridge
11/6	Tom Duane**	1989-90	18	111	145	.566	44	Flemington, NJ	Hunterdon Central
39	Mark English	1983						New Kensington, PA	Valley
44	Liam Entenmann****	2020-24	62	563	743	.569	111	Point Lookout, NY	Chaminade
2	Pat Finn*	1990-93	20	88	135	.605	16	Timonium, MD	Loyola Blakefield
38	Tom Fredericks	1985-86	3	10	11	.524	0	Waltham, MA	Waltham
11	Jeff Glazier**	1987-89	25	184	225	.550	51	Rochester, NY	Irondequoit
16	Ben Harries	1994						Severna Park, MD	Severn
9	Jim Hennigan	1981	NA	0	2	1.000	0	Livingston, NJ	Delbarton
45	Daniel Hickey	2003-06	4	7	7	.500	0	Garden City, NY	Chaminade
31/8	Kirk Howell***	1997-2001	47	345	498	.591	160	Nashville, TN	Montgomery Bell Academy
40	Ryan Jewell***	1992-95	39	255	342	.573	86	Sudbury, MA	Lincoln-Sudbury
37/26/9	Conor Kelly**	2013-16	23	134	132	.503	29	St. Davids, PA	Haverford
1	Joey Kemp****	2005-08	58	383	633	.623	124	Potomac, MD	Georgetown Prep
1	John Kemp***	2010-13	50	346	498	.590	92	Potomac, MD	Georgetown Prep
49	Andrew Larrabee	2013	0	0	0	.000	0	Bedford, NY	Byram Hills
13	Michael Marchese	2016-19	1	0	1	1.000	0	Haddonfield, NJ	St. Joe's Prep
41	<b>Matt McKane</b>	<b>2026-pres.</b>	<b>0</b>	<b>0</b>	<b>0</b>	<b>.000</b>	<b>0</b>	<b>San Francisco, CA</b>	<b>Marin Academy</b>
9	Brian McKeon*	1982-84	NA	2	17	.895	0	Auburn, NY	Auburn
7	Matt McQuillan***	1985-86/88	37	262	454	.634	0	East Meadow, NY	East Meadow
22	Tim Michels*	1981	NA	110	231	.677	0	Baltimore, MD	St. Paul's
54	Owen Molloy	2015-2018	8	21	16	.432	0	Basking Ridge, NJ	Ridge
46	Brendan Moore**	2007-11	12	13	12	.480	0	Charlotte, NC	Providence
45	Chris Nelson	2019-22	3	2	9	.818	0	Cornelius, NC	Cannon School
33	<b>Will Ohnmacht</b>	<b>2025-pres.</b>	<b>1</b>	<b>1</b>	<b>2</b>	<b>.667</b>	<b>2</b>	<b>Baltimore, MD</b>	<b>Boys' Latin</b>
1	Chris Parent****	1990-93	46	289	416	.590	67	Fairfield, CT	Fairfield Prep.
38	Grant Petracca	2021-22	1	0	4	1.000	0	Manhasset, NY	Manhasset
31	Pat Poletti****	1981-84	NA	78	129	.623	0	Worthington, OH	Worthington
5	Colt Power	2009-12	4	3	12	.800	1	Dallas, TX	Episcopal School of Dallas
20	Sean Quigley	2002-05	4	4	6	.600	3	Rockville Centre, NY	Chaminade
1	<b>Thomas Ricciardelli**</b>	<b>2023-pres.</b>	<b>32</b>	<b>256</b>	<b>346</b>	<b>.575</b>	<b>80</b>	<b>New Canaan, CT</b>	<b>Taft</b>
1	Kyle Ripp	2014	1	0	1	1.000	0	Short Hills, NJ	Millburn
42	Scott Rodgers**	2006-10	38	207	371	.642	69	Wantagh, NY	MacArthur
41	Matt Schmidt**	2018-21	33	250	238	.488	41	Coumbus, OH	Culver Military Academy
41	Dan Schnorr	2002	0	0	0	.000	0	Sudbury, MA	Lincoln Sudbury
1	Rob Simpson****	1982-85	NA	383	623	.619	0	Port Jefferson, NY	Corneswogue
1	Robert Stewart*	1981	NA	5	8	.615	0	Edina, MN	Edina East
34	Brian Sullivan	1993-96	14	30	41	.577	5	Bridgewater, NJ	Bridgewater-Raritan
52	Alex Zepf*	2022-26	22	26	36	.581	3	Mineola, NY	Chaminade
25	John Zullo	2017-20	6	40	43	.518	4	Rockville Centre, NY	Chaminade

\* Denotes number of monograms earned

**Bold** indicates active players

List does not include current freshmen/newcomers

# ALL-TIME NUMBERS

Jeffery Ricciardelli, 2023-25 <u>Colin Kenney, 2026-pres.</u>	<b>0</b>	John Travisano, Jr., 2016-18 Davis Allen, 2019-20 Bryce Walker, 2021-24 Matt Jeffery, 2025 Teddy Lally, 2026-pres.	<b>5</b>	Todd Ulrich, 1999-2001 Steve Gagert, 2002-04 Sean Dougherty, 2005-08 Bobby Smith, 2009-12 David Miller, 2013 Jack Sheridan, 2014-16 Jack Kiely, 2017-21 Maximus Schalit, 2022-23 Will Angrick, 2024-26 Steve Hoey, 1981	<b>10</b>	Mike Moser, 1991 Kevin Mahoney, 1993 Doug Burns, 1994-96 Mike Shulof, 1997 Connor Pett, 1998 Brian Larimer, 1999 Travis Wells, 2000 Mike Fries, 2001-03 Matt Malakoff, 2004-05 Kevin Cullinane, 2006-09 Matt Ciambella, 2010 Ryan Foley, 2011-13 Cole Riccardi, 2014-16 Jordan Walter, 2017-18 Quinn McCashon, 2019-pres. Andrew Greenspan, 2024 Anderson Davis, 2025-pres.	<b>15</b>		
Tom Fredericks, 1986 Mark Healy, 1987-88 Mark Hexamer, 1994 Marc Pasquale, 1995 Joe Bialous, 1996-97 Nick Antol, 2000-03 Mat Howell, 2004 Joey Kemp, 2005-08 Adam Felicetti, 2009 John Kemp, 2010-13 Kyle Ripp, 2014 Austin Gais, 2015-17 Connor Morin, 2018 Junior Almeida, 2019-21 Jeffery Ricciardelli, 2022 Thomas Ricciardelli, 2023-pres.	<b>1</b>	Art Brady, 1985 Mike Gatenacci, 1994-95 Tim Dempsey, 1987 Jerry Levesque, 1981-82 Bo Perriello, 1990-93 Bob Tripp, 1983 Vince Vitale, 1988 Tom Duane, 1989 Stedman Oakey, 1997-1999 John Harvey, 2000-01 Pat Walsh, 2003-06 Trevor Sipperly, 2007 Billy Maloney, 2008-11 Chris Provoznik, 2012-14 Chris Carter, 2015-17 Mike Drake, 2018-21 Jason Reynolds, 2022 Fisher Finley, 2023-26	<b>6</b>	Mike Sullivan, 1989-92 Randy Colley, 1993-95 Stephen Taylor, 1996-98 David Ulrich, 1999-2001 Brennan Creaney, 2002-04 Joey Rallo, 2005-07 Trevor Sipperly, 2008-10 Alex Eaton, 2011 Michael Shepardson, 2012-14 Kyle Runyon, 2015 Ben Pridemore, 2016-17 Eric Restic, 2018-20 Tate Young, 2021 Chris Fake, 2023 Danny Parker, 2024 Joey Bambrick, 2025-pres.	<b>7</b>	Tom Pace, 1982-83 Bob Winn, 1984-85 Doug Spencer, 1986-89 Ed Lamb, 1990-93 Mike Maroney, 1994-96 Paul Chen, 1996-97 Andy Santoriello, 1998-01 Paul Cappelli, 2002-04 Dave Caperna, 2005-06 Grant Krebs, 2007-10 Westy Hopkins, 2011-14 Adam Goins 2015 Nick Stinn, 2016-19 Morrison Mirer, 2020-22 Brian Tylor, 2023 Tyler Buchner, 2024-25 Josh Yago, 2026	<b>11</b>	Dave Lewis, 1981-82 Mike Rice, 1983-86 Jim Boylan, 1987 Mark Brady, 1988 Randy Colley, 1991-92 Rob Tobin, 1993 Ben Harries, 1994 Ned Webster, 1995 Ben Savage, 1996-99 Keith Parendo, 2000 Brian Flatley, 2002 Steve Panos, 2003-06 Regis McDermott, 2007-09 Steve Murphy, 2010-13 Sergio Perkovic, 2014-17 Jack Frane, 2018-pres. Maxim Manyak, 2020-24 Will Maheras, 2025-pres.	<b>16</b>
Mike Lynch, 1981-82 Tim Corrigan, 1984-86 Pat Finn, 1990-93 J.T. Tremante, 1993-96 Chris Dusseau, 1996-99 Owen Asplundh, 2000-02 Chris Richez, 2003-05 Duncan Swezey, 2006-09 Taylor Tripucka, 2010-11 John Scioscia, 2012-14 Liam Kennedy, 2015-16 Stephen Chase, 2017-20 Fulton Bayman, 2021-24 Michael Ridgway, 2025 Brady Pokorny, 2026-pres.	<b>2</b>	Michael Shephardson, 2012-14 Kyle Runyon, 2015 Ben Pridemore, 2016-17 Eric Restic, 2018-20 Tate Young, 2021 Chris Fake, 2023 Danny Parker, 2024 Joey Bambrick, 2025-pres.	<b>8</b>	Tom Pace, 1982-83 Bob Winn, 1984-85 Doug Spencer, 1986-89 Ed Lamb, 1990-93 Mike Maroney, 1994-96 Paul Chen, 1996-97 Andy Santoriello, 1998-01 Paul Cappelli, 2002-04 Dave Caperna, 2005-06 Grant Krebs, 2007-10 Westy Hopkins, 2011-14 Adam Goins 2015 Nick Stinn, 2016-19 Morrison Mirer, 2020-22 Brian Tylor, 2023 Tyler Buchner, 2024-25 Josh Yago, 2026	<b>13</b>	Bob Durgin, 1981 Joe Hart, 1982-85 John Burtis 1986-88 Tom Carroll, 1991-93 Billy Giffilan, 1994-96 Jeff Bolyard, 1996-97 Steve Bishko, 1998-01 Chris Richez, 2002 Matt Karweck, 2003-06 Matt Ciambella, 2007-08 Patrick Maloney, 2009-11 Will Corrigan, 2012-15 Mitch Olinger, 2016-2019 Reilly Gray, 2020-24 Drew Wynocke, 2025-pres.	<b>17</b>		
John DaCosta, 1990 Tom Grote, 1983-86 John Flickinger 1987 Pat Jank, 1981-82 Garrett Reilly, 1991-94 Will DeFazio 1995-97 Devin Ryan, 2000-2002 Collin Fatti, 2003-05 Dan Gibson, 2006-09 Adam Felicetti, 2010 Nicholas Beattie, 2011-12 Will Gilmartin, 2013-15 Nick Koshansky, 2016-17 Thomas McLamara, 2018-21 Matt Fedorjaka, 2022 Jack Simmons, 2023 Declan Cooke, 2024-pres.	<b>3</b>	Brendan Cahill, 1986-89 Justin DuFour, 1993 Mark Farino, 1981-82 Will DeRiso 1994 Revere La Noue, 1996, 98-99 Patrick O'Toole, 2004 George Porter, 1983-84 Chris Szarzo, 1991-92 Tim Kearney, 1995 Mike Richtsmeier 2000 John Souch, 2001-03 Patrick O'Toole, 2005-07 Tom Connor, 2008-11 Alex Eaton, 2012-14 Pat Healy, 2015-17 Auden Menke, 2018-20 Eric Dobson, 2021-24 Andrew Donovan, 2025-pres.	<b>9</b>	Tom Pace, 1982-83 Bob Winn, 1984-85 Doug Spencer, 1986-89 Ed Lamb, 1990-93 Mike Maroney, 1994-96 Paul Chen, 1996-97 Andy Santoriello, 1998-01 Paul Cappelli, 2002-04 Dave Caperna, 2005-06 Grant Krebs, 2007-10 Westy Hopkins, 2011-14 Adam Goins 2015 Nick Stinn, 2016-19 Morrison Mirer, 2020-22 Brian Tylor, 2023 Tyler Buchner, 2024-25 Josh Yago, 2026	<b>14</b>	Rich Wickel, 1981-82 Greg Bellon, 1982-84 John McLachlan, 1985 Kevin Cullinan 1986-87 Eamon McAnaney, 1988 Kevin Patrick, 1989 Chad Clay, 1992 Owen Knott, 1994 Steve Fiamingo, 1997-00 John Mulfur, 2001-02 Drew Peters, 2003-06 Brett Vecchio, 2007 Patrick Maloney, 2008 Sean Rogers, 2009-13 Eddy Lubowicki, 2014-16 Brian Willetts, 2017-2020 Michael Lynch, 2021-24 Jake Vasquez, 2025-pres.	<b>18</b>		
Marty McManus, 1981-83 Wally Stack, 1984-87 Glenn Cocoman, 1989 Rob Williamson, 1990 Tom O'Brien, 1991-93 Greg Glenday, 1994-96 Ned Webster, 1997-99 Stedman Oakey, 2000 Mike Richtsmeier 2001 Dan Berger, 2003-04 Bill Liva, 2005-07 Tim Berner, 2008-11 Stephen O'Hara, 2012-14 Anthony Marini, 2015-17 Austin Gais, 2018 James Littlefield 2019-21 Colin Hagstrom, 2022-25 Matt Jeffery, 2026-pres.	<b>4</b>	Jim Hennigan, 1981 Brian McKeon, 1982-84 John McLachlan, 1987 Billy Gallagher, 1992 Jamie Bauersmith, 1996-98 Thomas Lanahan, 1985 A.J. Wright, 2000-02 Matt Ryan, 2003-06 Mike Creighton, 2007-10 Edison Parzanese, 2011 Matt Miller, 2012-13 Conor Kelly, 2014-16 Brendan Gleason, 2017-19 Quentin Buchman, 2020 Emmett Barger, 2021-23 Logan Gutzwiller, 2024-25 Aidan Diaz-Matos, 2026-pres.	<b>10</b>	Kevin Quigley, 1981 Mike McCusker, 1982 Tony Rettino, 1983-86 Mike Quigley 1987 Mike Sennett, 1988 Chris Nelson, 1989-92 Kevin Lynyak, 1993-95 Jimmy Keenan, 1996-98 Tom Glantz, 1999-01 Frank Matarazzo, 2002-03 Anson Fraser, 2005-08 Taylor Tripucka, 2009 Michael Rogers, 2011-12 Ryan Smith, 2013-15 Jack Beare, 2016-19 Morrison Mirer, 2019 Kevin Lynd, 2020-23 Jordan Faison, 2024-25 Dylan Faison, 2026-pres.	<b>15</b>	John Murphy, 1981 John Wilson, 1982-85 John Flickinger, 1986 Mike Stevens 1987 Pete Gillin, 1988, 90-91 Billy Gallagher, 1992 Mark Hexamer, 1993 Tim Kearney 1994 Burke Hayes, 1996-98 John Harvey, 1999	<b>19</b>		
Joe Gladue, 1981 Chris Wilson, 1982-83 Dave O'Neill, 1984-87 Chris Rowley, 1988-90 Rob Williamson, 1991-93 Kevin Mahoney, 1994-96 Byran Welch, 1997 John Flandina, 1999-01 John Mulfur, 2003-04 James Severin, 2005-06 Adam Felicetti, 2007-08 Colt Power, 2009-12 Jim Marlatt, 2013-15	<b>5</b>	Will Sutton, 1991-93, 95 Dan Butler, 1995-98		Rob Lynn, 1987-90					

# ALL-TIME NUMBERS

Kurt MacLaurin, 2000	<b>19</b>	Brian Erickson, 1993-96	<b>24</b>	David Maloney, 1982-83	<b>29</b>	Ross Zimmerman, 2005-08	<b>33</b>
Travis Wells, 2001-03		Adam Sargent, 1997		Chris Wilson, 1984		David Earl, 2009-11	
Frank Matarazzo, 2004-05		Eric Keppeler, 2009-12		John Krueger, 1985		Ryan Mix, 2012-14	
Davey Melera, 2006-09		Kyle Runyon, 2013-14		John Olmstead, 1986-89		Pierre Byrne, 2015-18	
Tyler Kimball, 2010-13		Mike Wynne, 2015-18		Mark Macheca 1990		Griffin Hawthorne, 2019-22	
Kyle Trolley, 2014-16		John Hallenbeck, 2019-22		Mark Hexamer, 1991-92		Sam Assaf, 2022-24	
John Zullo, 2018-2020		Ben Ramsey, 2023-25		Tim Zaino, 1993		Will Ohnmacht, 2023-pres.	
Quentin Buchman, 2021-22		Chris Reinhardt, 2026-pres.		Pete Snyder, 1995		Carl Lunblad, 1981	
Christian Alacqua, 2023-26		Art Brady, 1986-88		Sean Erickson, 1997-99		William Veranka, 1983	
Chuck Neff, 1981		Steve Linehan, 1981-82		Brennan Greaney, 2001		Dick Milone, 1984, 86-87	
Kevin Rooney, 1982-85	Dan Burns, 1982-85	Dan Straka, 2002-04	Warren Sanger, 1988-1989				
Jeff Salamon, 1987, 89-90	Brian Sapp, 1983	Alex Wharton, 2005-08	Pete Senger, 1990-93				
John Kennedy, 1988	Matt Umscheid, 1990-91	Ben Ashenburg, 2009	Todd Ulrich, 1998				
John Titterton, 1989	Marc Pasquale, 1992-94	Andy Will, 2010-13	Nick Petcoff, 2001				
Dan Gutrich, 1992	Adam Sargent, 1995	Pat Healy, 2014	Craig Bishko, 2002				
Bill Hogan, 1994-95	Ray Cross, 1996-99	Tyler Ruhl, 2015	Jim Morrison, 2003-05				
Mike Pfeffer, 1997-98, 2000-01	Joe Nejanam, 2000	Brendan Gleason, 2016	Michael Podgajny, 2006-08				
Sean Quigley, 2005	Kyle Frigon, 2001-03	Matthew Blommer, 2017-20	Jim Walters, 2009-10				
Regis McDermott, 2006	John Greaney, 2004-05	Sean Leahy, 2021	Donald Keough, 2011				
Sean Callinan, 2007-08	Chip Lanser, 2007-10	Will Angrick, 2022-23	Trevor Brosco, 2013-16				
Ryan Alexander, 2010	Brian Buglione, 2011-14	Devon McLane, 2024-25	Michael Farnish, 2017-20				
Nick Ossello, 2012-15	Carl Walrath, 2016	Dylan Kellan, 2026-pres.	Jack Conroy, 2021-24				
Drew Schantz, 2016-19	John Zullo, 2017-18	Dan Charhut, 1986-87	John Walsh, 1983-84				
Mark McGinley, 2020-22	Morrison Mirer, 2018	Jamie Engels, 1982	Joe Minutoli, 1990-91				
Chris Conlin, 2023-24	Quentin Buchman, 2019	Dwayne Hicks, 1983-85	Mike Iorio, 1992-95				
Chris Reinhardt, 2025	Jake Moss, 2020-22	Jim Fallon, 1986-87	Stephen Sepeta, 1996-99				
Miguel Iglesias, 2026-pres.	Will Maheras, 2023-25	Chip Lonsdale, 1990-93	Bill Bonde, 1981-82				
Spray Cotter, 1981-83	Tyler Spango, 2026-pres.	Jimmy Keenan, 1995	Randy McDonald, 1985-88				
Scott Brenton, 1984-85	Sean Corscadden, 1981-83	Mike Adams, 1998	Mike Hagerty, 2002-05				
Mark Rizzieri, 1986-88	Jim Shields, 1984-87	Devin Ryan, 1999	Kevin Ridgway, 2006-07				
Scott Musa, 1989-92	Brian Mayglothing, 1990-92	Kevin Dugan, 2000-01	John Johnway, 2008-11				
Steve Manley, 1993-94	Anthony Reid, 1994	Matt Malakoff, 2002-03	Will Gilmartin, 2012				
Mike Seaman, 1995-98	Sean Meehan, 1996-99	Joey Rallo, 2004	Thomas Stephan, 2013-16				
Chad DeBolt, 1999-02	John Souch, 2000	Dan Scolaro, 2005-07	Auden Menke, 2017				
D.J. Driscoll 2003-05	Timothy Brooks Hartnett, 2001-02	David Earl, 2008	James Littlefield, 2018				
Bill Delaney, 2006	Brian Hubschmann, 2003-07	Jake Brems, 2009-12	Mark McGinley, 2019				
Jake Mammul, 2008-11	Dan Scolaro, 2008	Edwin Glazener, 2013-16	Nick Harris, 2020				
Logan Connolly, 2012-15	Matt Ciambella, 2009	Hugh Crane, 2017-19	Conrad Delgado, 2021-22				
Ryder Garmsey, 2016	Ryan Foley, 2010	Marco Napolitano, 2020-24	Ben Ramsey, 2022				
Kyle Hyland, 2017-20	Jim Mariatt, 2011-12	George Guyton, 2025-pres.	Jake Sommer, 2023-26				
Garret Parfette, 2021-24	Conor Kelly, 2013	Maurice Beshlian, 1981	Steve Cloud, 1982-85				
Brock Behrman, 2025-pres.	Anthony Marini, 2014	Brian McHugh, 1987-90	Andy Oatway, 1985-87				
William Shay, 1982-85	Jordan Walter, 2015-16	Jeff Taddeo, 1991-92	Mike Livingston, 1990-91				
Warren Sanger, 1986	Bryan Costabile, 2017-20	Billy Gillilan, 1993	Mike Maroney, 1993				
Brendan Max, 1987	Jalen Seymour, 2022-26	Dave Cashen, 1994-97	Mike O'Connor, 1994				
Steve Manley, 1991-1992	Steve Pearsall, 1981	Taylor Matthews, 2002-05	Dave Notarangelo, 1995				
Billy Gallagher, 1993	Kevin Smith, 1981-84	D.J. Driscoll, 2006	John Harvey, 1998				
Anthony Reid, 1995-1996	John Burtis 1985	Bill Delaney, 2007	David Bone, 2000				
Mike Quigley, 1988-90	David Kidder, 1986-88	Colin Igoe, 2008-11	Steve Claggett, 2001				
Dave Rubano, 1998-2000	Lance Scott, 1989	Liam O'Connor, 2012-14	Brian Giordano, 2002-05				
Hani Rimlawi, 2001	Tom Carroll, 1990	P.J. Finely, 2015-17	Taylor Claggett, 2006-07				
Nick Petcoff, 2002-04	Billy Ahmuty, 1991-94	Daniel Cassidy, 2018-22	Dan Schmitt, 2008-10				
Taylor Claggett, 2005	Todd Rassas, 1995-98	Griffin Westlin, 2022-23	Ryan Mix, 2011				
Will Yeatman, 2007-08	Chris Fallon, 1999-02	BJ Burlace, 2024	Kyle Runyon, 2012				
Devon Dobson, 2009-12	Craig Bishko, 2003-05	William Zocola, 1981	Adam Goins, 2013-14				
Jack Near 2013-15	Ryan Hoff, 2006-09	John Sullivan, 1982	Alex Hurdle, 2015-17				
Patrick Hadley, 2016-18	Tyler Andersen, 2010-13	Justin Driscoll, 1983	Arden Cohen, 2018-22				
Connor Morin, 2019-21	Ben Pidemore, 2014-15	Mark Steranka, 1984	Jeremy Hopsicker, 2023				
Will Lynch, 2022-25	Brooks Tyrrell, 2016-17	John Capano, 1988-91	Brock Behrman, 2024				
Gavin Lynch, 2026-pres.	John Hallenbeck, 2018	Mark Carolin, 1992	John Walsh, 1982				
James Calcagini, 1984	Emmett Barger, 2020	Bill Leisen, 1993	Jim Fallon, 1984-85				
Frank O'Brien 1985-87	Ross Burgmaster, 2021-24	A.J. Wright, 1999	John Sullivan, 1987				
Brian Schrif, 1989-92	Nate Schwitzenberg, 2025-pres.	Eric Simon, 2000	Dave Barnard, 1988-91				
Andy Scollan, 1993-96	Mike Quinn, 1981-84	Chris Masterson, 2001-04	Greg Glenday, 1993				
Brian Flatley, 1999-00	Steve Tomasso, 1986	John Duffy, 2005-07	Jason Pett, 1992, 94				
Eric Simon, 2001-03	Mark Macheca 1991	Sam Barnes, 2008-11	Burke Hayes, 1995				
Ryan Cunn, 2004-07	Todd Bialous, 1992-96	Henry Williams, 2012-14	David Biddison, 1996-99				
Taylor Claggett, 2008	Ken Yanicky, 1997	Hugh Crane, 2016	Timothy Brooks Hartnett, 2000				
Pat Cotter, 2010	Rick Aznar-Beane, 1998	Jacob Kanak, 2017-20	Will Shearer, 2002				
Matt Miller, 2011	Dan Berger, 2001-02	Ridge Johnson, 2021-25	Brandon Schulteis, 2003				
Connor McCollough, 2012-15	Brian Boyle, 2004	Steve Pearsall, 1982-84	J.R. Stahl, 2004-05				
Timmy Phillips, 2016-19	Michael Podgajny, 2005	John McNicholas, 1985-88	Ryan Alexander, 2009				
Jacob Frane, 2020-21	Neal Hicks, 2007	Mike Stevens, 1989-90	Matt Miller, 2010				
Mike Hawkins, 2022	Conor Doyle, 2015	Robbie Snyder, 1991-94	Stephen O'Hara, 2011				
Max Busenckell, 2023-26	Zach Brenneman, 2008-11	Jason Pett, 1995	Zack Bartolo, 2014-16				
Don Gayhardt, 1984	Conor Doyle, 2012-15	Aaron McCann, 1998-99	Keaton Komatz, 2017-20				
Thomas Lanahan, 1986-88	Charlie Trense, 2016-20	Andrew Coleman, 2001-02	Colin Hagstrom, 2021				
Doug Murray, 1989-92	Casey Doyle, 2021-25	Chris Jarvis, 2003	Ronan Doherty, 2022				

# ALL-TIME NUMBERS

Thomas Porell, 2023	<b>37</b>	Adam Sargent, 1996	<b>44</b>	Matt Douglas, 2022	<b>57</b>
Nate Schweitzer, 2024		Kevin Higgins, 1997-2000		Pat Eilers, 2022	<b>59</b>
William Veranka, 1982	<b>38</b>	Stewart Crossland, 2001		David Lipka, 2021-22	<b>66</b>
Tom Calcagnini, 1984		Tyler Krummenacher, 2002-05		Pat Eilers, 2023-25	
Tom Fredericks, 1985		Peter Christman, 2006-09		Luke Stickler, 2026-pres.	
Mark Healy, 1986		Ben Ashenburg, 2010-12		Thomas Porell, 2026	<b>72</b>
Mike Brennan, 1987		Bobby Gray, 2013-17		Nick Harris, 2021-24	<b>77</b>
Kevin Patrick, 1990-91		Brooks Iyrell, 2018-19		Luke Miller, 2025-pres.	
Pete Synder, 1992-94		Liam Entenmann, 2020-24		Will Donovan, 2023-26	<b>81</b>
Keith Parendo, 1999		Kyle Bergen, 2025-pres.		Kyle Thornton, 2021	<b>88</b>
William Sullivan, 2003		Bob Trocchi, 1983-85	<b>45</b>	Conrad Delgado, 2022-24	
Jim Morrison, 2002		Dave Carey, 1987-90		Luke Crowe, 2025-pres.	
John Duffy, 2004		Owen Asplundh, 1999		Shawn Lyght, 2024-pres.	<b>90</b>
Nicholas Beattie, 2009-10		Mike Fries, 2000		Griffin Grant, 2023-pres.	<b>91</b>
John Scioscia, 2011		Kevin Sconeck, 2002		Will Yorke, 2021	<b>99</b>
Jack Near, 2012		Daniel Hickey, 2003-06		Logan Gutzwiller, 2022-pres.	
Eddy Lubowicki, 2013		Max Pfeifer, 2010-12		Gavin Burtace, 2024-pres.	
Nick Koshansky, 2014-15		Max Pfeifer, 2010-12			
Peter Gayhardt, 2017-20		Cole Riccardi, 2013			
Grant Petracca, 2021-22		P.J. Finley, 2014			
Dedan Cooke, 2023		Kyle Borbi, 2015-16			
Karter Williams, 2024-pres.		Chris Nelson, 2019-22			
Brian Sapp, 1982	<b>39</b>	Ryan Sforzo, 2023-pres.			
Mark English, 1983		Sloan Smith, 2005			
David Maloney, 1984		Brendan Moore, 2007-11	<b>46</b>		
Kevin Cullian 1985		Kyle Trolley, 2013			
Joe Mattio, 1990		Chris Carter, 2014			
Kevin Lynyan, 1992		John Sexton, 2015-18			
Jamie Bauersmith, 1995		Jose Boyer, 2019-23			
Matt Leisen, 1999-02		Andrew Donovan, 2024			
James Severin, 2004		Kellen Gardner, 2026-pres.			
Kevin Randall, 2009-12		Bill Liva, 2004	<b>47</b>		
Robert Collins, 2014		Dave Capema, 2007-08			
Eric Restic, 2017		Connor Freissing, 2009			
Davis Allen, 2018-2019, 2022		Michael Shepardson, 2011			
Mick Lee, 2021		Jack Doyle, 2014			
Dave Roop, 1982	<b>40</b>	Charles Leonard, 2017-21			
Mike Sennett, 1989-91		Mason Wordelman, 2022			
Ryan Jewell, 1992-95		Will Gallagher, 2023-pres.			
David Ulrich, 1998		Liam O'Connor, 2011	<b>48</b>		
Mickey Blum, 2001-04		Jack Sheridan, 2013			
Sam Barnes, 2007		Garrett Epple, 2014			
Brant Howell, 2008-10		Patrick Hadley, 2015			
Dan Schmitt, 2011		Michael Langdon, 2016-19			
Andrew Gleason, 2012		Jonathan Ford, 2020-23			
Henry Williams, 2015		Chris Prevoznik, 2011	<b>49</b>		
Tom Regan, 1982	<b>41</b>	Andrew Larrabee, 2013			
Brian Flatley, 1998		Liam Kennedy, 2014			
Paul Cappelli, 2001		Thomas McNamara, 2017			
William Sullivan, 2004		Carson Cochran, 2018-22			
Taylor Tripucka, 2008		Ben Burmeister, 2025-pres.			
Michael Rogers, 2009		Lucius Polk, 2004-07	<b>50</b>		
Quinn Cully, 2010-13		Andrew Irving, 2008-11			
Shane Doss, 2014-17		Ryan Smith, 2012			
Matt Schmidt, 2018-21		Matt Kavanagh, 2013-16			
Mick Lee, 2022-24		Ryder Garnsey, 2017-19			
Matt McKane, 2026-pres.		Maximus Schalit, 2020-21			
Dave Rubano, 1997	<b>42</b>	Chris Kavanagh, 2022-25			
Tom Glatzel, 1998		Brendan Mullahy, 2026-pres.			
John Dougherty, 1999		Brendan Collins, 2015-18	<b>51</b>		
Owen Muiford, 2001-04		Jake Moss, 2019			
Scott Rodgers, 2006-10		Pat Kavanagh, 2020-24			
Matthew Collins, 2011-14		Garrett Epple, 2015-17	<b>52</b>		
William Young, 2015		Alex Hurdle, 2018			
William Young, 2016-18		Tate Young, 2020			
Justin Cheng, 2019-22		Kyle Gallagher, 2021			
Christian Gallaher, 2023-26		Alex Zepf, 2022-26			
Tim Wolf, 1982	<b>43</b>	Tyler Ruhl, 2016-18	<b>53</b>		
Chris Young, 1998-2001		Owen Malloy, 2015-18	<b>54</b>		
Collin Fatti, 2002		Fisher Finley, 2022			
Brennan Halvorsen, 2004-05		Jimmey Kenney, 2025-pres.			
Sloan Smith, 2006-08		Robert Collins, 2015-17	<b>55</b>		
Andrew Gleason, 2009-11		Wheaton Jackboice, 2018-22			
Matt Landis, 2013-16		Mason Wordelman, 2023-25			
Michael Fay, 2018-pres.		Christopher Juliano, 2026-pres.			
Griffin Westlin, 2019-21		Griffin Gallant, 2018	<b>56</b>		
Michael Ridgway, 2022-24		Jack Beare, 2019			
Bo Popham, 2026-pres.					

# YEARLY RESULTS

## 1981

(6-6, MLA: 5-5)

Coach: Rich O'Leary

Captains: Moe Beshlian, Carl Lunblad, Tim Michels

3/14	Radford	A	W	17	5
3/20	Morgan State	A	L/OT	12	13
4/3	Ohio Wesleyan +	H	L	5	17
4/5	Denison +	H	L	4	16
4/8	Michigan State +	A	W	12	4
4/11	Wooster +	A	W	6	5
4/16	Ohio State +	H	L	6	9
4/18	Ashland +	H	L	9	10
4/22	Michigan State +	H	W	8	5
4/25	Kenyon +	H	W/OT	10	9
4/30	Ohio State +	A	L	9	10
5/2	Ashland +	A	W	16	12

## 1982

(9-6, MLA: 7-3)

MLA University Division Champion

Coach: Rich O'Leary

Captains: Dave Lewis, Mike Lynch

3/15	Georgetown	A	W	17	8
3/17	Mt. St. Mary's	A	L	4	14
3/20	Loyola	A	L	10	27
3/21	Ohio State (Baltimore, Md.)	N	W	14	10
3/31	Michigan State +	A	W	9	4
4/3	Ohio Wesleyan +	A	L	9	12
4/8	Ashland +	H	W	12	7
4/10	Wooster +	H	W	12	6
4/15	Ohio State +	A	L	10	14
4/17	Kenyon +	H	W	17	8
4/21	Denison +	H	L	10	15
4/24	Ashland +	A	W	17	9
4/28	Ohio State +	H	W	21	13
5/1	Michigan State +	H	W	11	7
5/9	Denison (MLA Championship)	A	L	9	19

## 1983

(6-7, MLA: 5-4)

Coach: Rich O'Leary

Captains: Sean Corscadden, Tracy Cotter, Dan Pace

3/13	Yale	A	L	5	17
3/19	Duke	A	L	5	13
3/26	Kenyon +	H	W	15	5
3/27	Lake Forest	H	W	15	7
4/2	C.W. Post	A	L	6	15
4/6	Ohio State +	A	L/OT	10	11
4/9	Mt. Union +	H	W	28	4
4/12	Michigan State +	A	W	7	6
4/16	Ohio Wesleyan +	H	L	12	14
4/19	Wittenberg +	H	W	18	1
4/21	Wooster +	A	L	16	22
4/23	Denison +	A	L	10	11
4/30	Oberlin +	H	W	19	2

## 1984

(9-3, MLA: 8-1)

MLA Champion

Coach: Rich O'Leary

Captains: Steve Pearsall, Mike Quinn, Kevin Smith

3/21	Duke	A	L	5	8
3/23	William & Mary	A	L	6	16
3/25	Georgetown	A	W	11	5
3/31	Kenyon +	A	W	17	7
4/4	Lake Forest +	A	W	11	5
4/7	Ohio Wesleyan +	A	L	5	12
4/10	Mt. Union +	A	W	15	0
4/14	Wooster +	H	W	11	6
4/18	Wittenberg +	A	W	23	4
4/25	Denison +	H	W	12	11
4/28	Ohio State +	H	W	17	4
5/5	Michigan State +	H	W	11	10

## 1985

(9-7, GLC: 5-0, MLA: 7-2)

MLA Great Lakes Conference Champion

Coach: Rich O'Leary

Captains: Justin Shay, Bob Trochi

3/18	Vermont	A	W	8	6
3/21	Duke	A	L	4	18
3/23	Loyola	A	L	7	13
3/24	New Hampshire (Baltimore, Md.)	N	L	3	12
3/27	Lake Forest +	H	W	9	2
3/30	Kenyon ~	H	W	14	8
4/3	Radford	H	W	11	7
4/6	Holy Cross	A	L	7	8
4/8	Stony Brook	A	L/ot	12	13
4/10	Mt. Union +	H	W	23	2
4/13	Wooster ~	A	W	15	10
4/20	Denison ~	A	L	9	16
4/27	Ohio Wesleyan ~	H	L	4	16
4/28	Wittenberg +	H	W	18	3
5/1	Ohio State +	A	W	10	4
5/4	Michigan State +	A	W	15	5

## 1986

(9-4, GLC: 5-1, MLA: 7-2)

MLA Great Lakes Conference Champion

Coach: Rich O'Leary

Captains: Tom Grote, Mike Rice

3/14	VMI	A	W	15	9
3/26	Washington & Lee	A	L	9	13
3/28	Radford	A	W	9	6
3/31	William & Mary	A	L	3	12
4/5	Wooster ~	H	W	11	7
4/11	Mt. Union +	A	W	17	6
4/12	Kenyon ~	A	W	11	7
4/15	Lake Forest +	A	W	7	6
4/19	Denison ~	H	W	14	11
4/25	Wittenberg +	A	W	11	6
4/26	Ohio Wesleyan ~	A	L	5	17
4/30	Ohio State +	H	W	13	9
5/3	Michigan State +	H	L	11	12

## 1987

(6-5, GLC: 3-1, MLA: 4-3)

Coach: Rich O'Leary

Captains: Dave O'Neill, Wally Stack

3/16	Radford	A	W	12	3
3/18	Washington & Lee	A	L	10	13
3/21	Villanova (Long Island, N.Y.)	N	L	6	7
3/28	Colgate (Geneva, N.Y.)	N	W	11	10
4/11	Kenyon ~	A	W	15	11
4/15	Lake Forest +	H	W	10	4
4/18	Denison ~	A	L	8	14
4/25	Ohio Wesleyan ~	H	L	5	17
4/26	Wittenberg +	H	W	26	1
4/29	Michigan State +	A	L	5	16
5/2	Ohio State +	A	W	16	11

## 1988

(10-4, GLC: 5-3)

MLA Great Lakes Conference Tri-Champion

Coach: Rich O'Leary

Captains: Tom Lanahan, John McNicholas, Art Brady

3/15	Colorado College	A	W	10	7
3/17	Air Force	A	L	8	14
3/29	Colorado (Colorado Springs, Colo.)	N	W	15	3
3/26	Wooster ~	H	W	14	4
3/29	Michigan	A	W	17	7
4/1	Lake Forest	A	W	11	6
4/9	Kenyon ~	A	W/OT	7	6
4/13	Lake Forest +	H	W	11	7
4/19	Denison ~	H	L	6	14
4/21	Wittenberg +	A	W	14	6
4/23	Ohio Wesleyan ~	A	L	1	17
4/27	Michigan State +	H	W	10	7
4/30	Ohio State +	H	L	4	6

## 1989

(7-6, GLC: 1-2, MLA: 4-3)

Coach: Kevin Corrigan

Captains: John Olmstead, Kevin O'Connor, Doug Spencer

3/8	Stony Brook	A	L	7	8
3/11	Georgetown (Hempstead, N.Y.)	N	L	7	9
3/18	Penn State	A	L	1	9
3/19	Lehigh (State College, Pa.)	N	W	10	8
3/25	Hartford	H	W	17	4
3/29	Air Force	H	W	10	7
4/1	Wooster ~	A	W	8	7
4/8	Kenyon ~	H	W	14	7
4/12	Lake Forest +	A	W	14	1
4/15	Denison ~	A	W	8	5
4/22	Ohio Wesleyan ~	H	L	5	18
4/26	Michigan State +	A	L	7	9
4/29	Ohio State +	A	L	5	7

# YEARLY RESULTS

## 1990

(9-7, GLC: 3-0, MLA: 5-2)

### NCAA Championship First Round Great Lakes Conference Champion

**Coach:** Kevin Corrigan

**Captains:** Dave Carey, Mike Quigley

3/3	Canisius	H	W	19	7
3/6	Radford	H	W	10	8
3/10	Villanova	A	L	5	13
3/17	Loyola (3)	A	L	3	18
3/18	Adelphi	N	L	5	16
	(Baltimore, Md.)				
3/24	Wooster ~	H	W	12	8
3/30	Air Force	N	W	12	11
	(San Diego, Calif.)				
3/31	San Diego St.	A	W	18	10
4/4	Kenyon ~	A	W	11	3
4/7	Denison ~	H	L	6	7
4/10	Lake Forest +	H	W	22	8
4/14	Cornell (16)	A	L	8	14
4/21	Ohio Wesleyan ~	A	L	6	16
4/28	Ohio State +	H	W	14	11
5/2	Michigan State +	H	W	12	6
5/16	(17) Harvard (5)	A	L	3	9
	(NCAA Championship 1st Round)				

## 1991

(7-7, GLC: 2-1, MLA: 4-2)

**Coach:** Kevin Corrigan

**Captains:** Dave Barnard, Eamon McAnaney, Mike Sennett

3/2	Canisius	H	W	14	8
3/9	Hofstra (16)	A	L	5	10
3/13	Radford	N	W	13	7
	(Charlottesville, Va.)				
3/16	Mt. St. Mary's	A	L	9	12
3/23	Loyola (3)	H	L	4	20
3/27	Air Force	H	W	14	8
3/30	Villanova	H	L	9	15
4/6	Denison ~	A	W	15	10
4/13	Cornell (15)	H	L	3	10
4/16	Wooster ~	A	W	13	7
4/20	Ohio Wesleyan ~	H	L	9	14
4/23	Lake Forest +	A	W	18	4
4/27	Ohio State +	A	W	11	7
5/4	Michigan State +	A	L	8	10

## 1992

(10-5, GLC: 2-1, MLA: 4-1)

### NCAA Championship First Round Great Lakes Conference Champion

**Coach:** Kevin Corrigan

**Captains:** Doug Murray, Chris Nelson, Brian Schrif, Mike Sullivan

3/1	St. Bonaventure	H	W	23	4
3/7	Villanova	N	L	10	14
	(Philadelphia Lacrosse Classic - Franklin Field)				
3/11	UMBC	A	L	7	13
3/14	Georgetown	A	L	6	10
3/18	Lake Forest	H	W	26	3
3/28	Hofstra (19)	H	W	12	9
3/31	Ohio Wesleyan ~	A	W	11	5
4/4	Denison ~	H	W	17	5
4/11	Mt. St. Mary's	H	W	13	3
4/13	Stony Brook	H	W	14	3
4/18	Air Force +	A	W	15	10
4/20	Denver	A	W	25	4
4/25	Ohio State +	H	W	12	6
5/1	Michigan State +	H	L	13	14
5/10	Johns Hopkins (5)	A	L	7	15
	(NCAA Championship 1st Round)				

## 1993

(11-3, GLC: 3-0, MLA: 3-1)

### NCAA Championship First Round Great Lakes Conference Champion

**Coach:** Kevin Corrigan

**Captains:** Ed Lamb, Chris Parent, Bo Perriello

2/27	Canisius	H	W	21	5
3/6	Hofstra	A	W	9	8
3/11	Mt. St. Mary's	A	W	15	11
3/13	New Hampshire	N	W	17	7
3/20	UMBC (19)	H	W	16	4
3/27	(16) Hobart	H	W/OT	15	14
3/29	(16) Butler	H	W	22	11
4/3	(14) Georgetown (15)	H	W	13	10
4/9	(12) Duke (9)	A	L	7	13
4/15	(16) Air Force +	H	W	12	9
4/17	(16) Ohio Wesleyan ~	H	L	8	13
4/24	(16) Ohio State +	A	W	11	7
5/1	(16) Michigan State +	A	W	13	11
5/15	(15) Virginia (5)	A	L	9	19

## 1994

(10-2, GWLL: 3-0)

### NCAA Championship First Round GWLL Champion

**Coach:** Kevin Corrigan

**Captains:** Billy Ahmuty, Randy Colley, Will Sutton

2/27	(17) Penn State (17)	H	W	12	9
3/9	(17) Rutgers (15)	A	W/OT	8	7
3/12	(17) Georgetown (12)	A	L	8	15
3/19	(17) New Hampshire	H	W	14	4
4/2	(16) Hobart	N	W	12	8
	(Albany, N.Y.)				
4/4	(16) Canisius	A	W	14	7
4/9	(16) Adelphi	H	W	16	15
4/12	(15) Butler	A	W	18	10
4/16	(15) Air Force +	A	W	20	8
4/23	(15) Ohio State +	H	W	19	10
4/29	(16) Michigan State +	H	W*	12	11
5/14	(14) Virginia (5)	A	L	4	23
	(NCAA Championship 1st Round)				

## 1995

(9-5, GWLL: 4-0)

### NCAA Championship Quarterfinalist GWLL Champion

**Coach:** Kevin Corrigan

**Captains:** Randy Colley, Billy Gallagher, Mike Iorio

2/26	(17) Penn State (16)	A	L	14	15
3/5	(17) North Carolina (7)	A	L	8	11
3/12	(17) UMBC	A	W	11	2
3/14	(17) Princeton (4)	N	L	4	6
3/19	(17) Villanova	H	W	15	7
3/26	(17) Hobart (18)	H	W	10	7
4/1	(17) Butler +	H	W	7	4
4/8	(17) Harvard (15)	H	W	15	10
4/13	(14) Air Force +	H	W	16	5
4/22	(11) Massachusetts (14)	A	L	9	10
4/29	(14) Michigan State +	A	W	13	6
5/6	(13) Ohio State +	A	W	19	7
5/13	(15) Duke (5)	A	W	12	10
	(NCAA Championship 1st Round)				
5/20	(15) Maryland (4)	A	L	11	14
	(NCAA Championship Quarterfinal)				

## 1996

(9-4, GWLL: 4-0)

### NCAA Championship First Round GWLL Champion

**Coach:** Kevin Corrigan

**Captains:** Todd Biolous, Brian Erickson, Greg Glenday

3/2	(12) Loyola (6)	H	L	7	14
3/9	(16) UMBC	N	W	14	4
3/12	(15) Villanova	A	W	8	2
3/16	(15) Air Force +	A	W	13	8
3/23	(12) Butler +	A	W	11	3
3/30	(12) Hobart (15)	A	W/OT	6	5
4/6	(11) Harvard (12)	A	W/OT	7	6
4/8	(11) Dartmouth (20)	A	W	14	13
4/13	(7) North Carolina (5)	H	L	10	11
4/20	(6) Massachusetts (15)	H	L	5	8
4/27	(11) Michigan State +	H	W	12	4
5/4	(11) Ohio State +	H	W	13	4
5/12	(11) Johns Hopkins (9)	N	L	7	12
	(NCAA Championship 1st Round; Annapolis, Md.)				

## 1997

(9-3, GWLL: 3-0)

### NCAA Championship First Round GWLL Champion

**Coach:** Kevin Corrigan

**Captains:** Alex Cade, Dave Cashen, Will DeFiso, Jimmy Keenan

2/28	(14) Penn State (16)	A	W	9	5
3/11	(14) Delaware	A	W	15	14
3/15	(15) Loyola (13)	A	L	11	12
3/22	(14) Dartmouth	H	W	15	5
3/29	(14) Hobart (12)	H	W/OT	10	9
4/4	(13) Hofstra (4)	H	W	10	9
4/9	(8) Butler (19) +	H	W	13	10
4/17	(9) Air Force +	H	W	9	4
4/20	(9) Massachusetts (11)	A	L	5	6
4/27	(10) Harvard (16)	H	W	13	5
5/3	(9) Ohio State +	A	W	20	7
5/11	(9) Loyola (6)	N	L	5	21
	(NCAA Championship 1st Round; Towson, Md.)				

## 1998

(5-7, GWLL: 2-1)

**Coach:** Kevin Corrigan

**Captains:** Alex Cade, Burke Hayes, Jimmy Keenan, Todd Rassas

3/1	(13) Penn State (14)	H	W	14	9
3/8	(9) Denver	N	W	12	7
3/9	(9) Air Force +	A	W	12	6
3/14	(11) Loyola (10)	N	L	8	16
3/21	(13) Rutgers	H	L	12	13
3/28	(18) Hobart (15)	N	L	7	11
4/2	(19) Ohio State +	H	W	12	2
4/5	(19) Butler (15) +	A	L	5	6
4/11	(20) Georgetown (12)	A	L	7	13
4/19	Massachusetts (10)	H	L	7	8
4/25	Harvard (17)	A	L	6	9
5/2	Hofstra (9)	H	W	8	4

# YEARLY RESULTS

## 1999

(8-6, GWLL: 3-1)

### NCAA Championship First Round

#### GWLL Tri-Champion

**Coach:** Kevin Corrigan

**Captains:** David Biddison, Chris Dusseau

2/28	(19) Penn State (22)	A	L	8	13
3/5	(19) Denver +	H	W	17	9
3/7	(19) Air Force +	H	W	16	2
3/13	(19) Villanova	A	W	14	10
3/20	(17) Loyola (1)	A	L	8	10
3/27	(17) Hobart	H	W	10	8
3/30	(13) Butler (19) +	H	W	8	7
4/3	(13) Hofstra (15)	A	L/OT	9	10
4/10	(14) Georgetown (8)	H	L	8	12
4/14	(14) Ohio State +	A	L	4	5
4/17	(14) Army	H	W	15	7
4/24	(15) Massachusetts	A	W	9	7
5/1	(13) Harvard	H	W	9	8
5/16	(14) Georgetown (5)	N	L	10	14

(NCAA Championship 1st Round; Towson, Md.)

## 2000

(10-4, GWLL: 5-0)

### NCAA Championship Quarterfinalist

#### GWLL Champion

**Coach:** Kevin Corrigan

**Captains:** Patrick Darcy, Steve Fleming, Kevin Higgins, Kirk Howell

2/27	(14) Penn State (13)	H	W	10	4
3/4	(12) Pennsylvania	A	L	7	10
3/11	(15) Denver +	A	W	12	8
3/13	(14) Air Force +	A	W	10	6
3/18	(14) Loyola (3)	H	L	2	12
3/26	(13) Hofstra (12)	H	L	7	8
4/1	(15) Ohio State +	H	W	13	4
4/8	(14) Butler +	A	W	12	11
4/15	(13) Army (17)	A	W	10	5
4/19	(12) Villanova	H	W	17	9
4/22	(12) Fairfield +	H	W	20	12
4/30	(12) Harvard	A	W	11	10
5/14	(13) Loyola (5)	N	W	15	13

(NCAA Championship 1st Round; Baltimore, Md.)

5/21	(13) Johns Hopkins (4)	A	L	11	15
------	------------------------	---	---	----	----

(NCAA Championship Quarterfinal; Baltimore, Md.)

## 2001

(14-2, GWLL: 5-0)

### NCAA Championship Semifinalist

#### GWLL Champion

**Coach:** Kevin Corrigan

**Captains:** Mike Adams, Kirk Howell, Tom Glatzel, David Ulrich

2/25	(11) Penn State (18)	A	W	10	8
3/4	(10) Pennsylvania	H	W	10	8
3/9	(7) Rutgers (18)	A	W	9	4
3/14	(6) Virginia (7)	A	W	11	8
3/18	(6) Loyola (5)	A	W	10	7
3/24	(2) Hofstra	A	L/OT	10	11
4/1	(7) Ohio State +	A	W	13	4
4/7	(7) Denver +	H	W	16	6
4/9	(6) Air Force +	H	W	13	2
4/14	(6) Army	H	W	17	13
4/18	(5) Butler +	H	W	12	3
4/22	(5) Fairfield +	A	W	12	5
4/28	(3) Harvard	H	W	16	4
5/13	(4) Bucknell (10)*	N	W	12	7

(NCAA Championship 1st Round; West Point, N.Y.)

5/20	(4) Johns Hopkins (3)	N	W	13	9
------	-----------------------	---	---	----	---

(NCAA Championship Quarterfinal; College Park, Md.)

5/26	(4) Syracuse (2)	N	L	5	12
------	------------------	---	---	---	----

(NCAA Championship Semifinal; Piscataway, N.J.)

## 2002

(5-8, GWLL: 4-1)

### GWLL Co-Champion

**Coach:** Kevin Corrigan

**Captains:** Chad DeBolt, John Flandina, Devin Ryan, A.J. Wright

2/24	(11) Penn State (16)	H	L/OT	9	10
3/2	(11) Pennsylvania	A	L	6	7
3/9	(20) Rutgers	H	W	11	6
3/12	(19) Virginia (4)	A	L	5	7
3/16	(19) Loyola (3)	H	L/2OT	6	7
3/23	(18) Hofstra (12)	H	L	5	15
3/30	Denver +	A	W	15	8
4/2	Air Force +	A	W	9	3
4/7	Butler +	A	W	12	8
4/13	(20) Army	A	L	8	11
4/21	Fairfield +	H	L	10	11
4/27	Harvard	A	L/OT	6	7
5/4	Ohio State (19) +	H	W	7	3

## 2003

(9-5, GWLL: 4-1)

### GWLL Tri-Champion

**Coach:** Kevin Corrigan

**Captains:** Steve Claggett, Eric Simon, John Souch, Travis Wells

2/23	(17) Penn State (16)	A	W	10	9
3/1	(17) Pennsylvania (23)	H	W	14	5
3/8	(11) North Carolina (12)	A	W	10	8
3/11	(9) Virginia (1)	N	L	8	14
	(Alexandria, Va.)				
3/15	(9) Loyola (11)	H	L	8	9
3/21	(11) Hofstra (t15)	A	L	8	9
3/23	(11) Hartford	N	W	17	3
	(Hempstead, N.Y.)				
3/30	(13) Denver +	H	W	9	8
4/6	(15) Ohio State (19) +	A	L	5	11
4/10	(20) Butler +	H	W	9	2
4/12	(20) Air Force +	H	W	13	4
4/19	(19) Fairfield +	A	W	14	4
4/26	(17) Harvard	H	W	16	11
5/3	(18) Maryland (4)	H	L	4	10

## 2004

(7-5, GWLL: 4-1)

**Coach:** Kevin Corrigan

**Captains:** None

2/29	(11) Penn State (17)	H	W	17	7
3/11	(5) Syracuse (3)	A	L	13	19
3/14	(5) North Carolina (9)	H	L	11	14
3/20	(10) Loyola (16)	A	L	7	13
3/24	(15) Hofstra (13)	H	W	19	11
3/31	(13) Ohio State (17) +	H	L	8	9
4/4	(13) Dartmouth	H	W	10	3
4/9	(18) Air Force +	A	W	12	2
4/11	(18) Denver (17) +	A	W	14	12
4/15	(14) Butler +	A	W	15	5
4/18	(14) Fairfield +	H	W	16	7
5/1	(12) Maryland (3)	A	L/2OT	8	9

## 2005

(7-4, GWLL: 3-2)

**Coach:** Kevin Corrigan

**Captains:** Stewart Crosland, Brian Giordano, Jim Morrison, Chris Richez

3/2	(10) Penn State (21)	A	W	14	6
3/5	(9) Cornell (10)	A	L	10	11
3/12	(14) North Carolina (10)	N	W	9	7
	(The First 4 Invitational/Carson, Calif.)				
3/19	(9) Butler +	H	W	22	6
3/26	(9) Hofstra (13)	A	W/2ot	9	8
3/28	(9) Villanova	A	W	11	7
4/2	(9) Dartmouth (19)	A	L	9	10
4/7	(11) Denver +	H	L	6	9
4/10	(11) Air Force +	H	W/OT	14	13
4/17	(14) Fairfield (20) +	A	L	11	12
4/29	Ohio State	+A	W	16	5

## 2006

(10-5, GWLL: 3-2)

### NCAA Championship First Round

**Coach:** Kevin Corrigan

**Captains:** D.J. Driscoll, Drew Peters

2/26	(12) Penn State (14)	H	W	8	4
3/4	(12) Cornell (8)	N	L	6	9
	(Lisle, Ill.)				
3/11	(12) North Carolina	H	W	9	7
3/14	(11) Villanova	A	W	10	7
3/18	(11) Bellarmine	A	W	8	2
3/25	(11) Hofstra (5)	A	L	5	13
3/29	(11) Brown	H	W	11	5
4/2	(11) Dartmouth	H	W	8	7
4/8	(8) Butler +	A	W	9	8
4/14	(9) Denver (18) +	A	L	5	8
4/16	(9) Air Force +	A	L	8	9
4/23	(17) Lehigh	N	W	10	7
	(Washington, D.C.)				
4/29	(15) Ohio State +	H	W	10	8
5/6	(15) Quinnipiac +	H	W	19	7
5/13	(15) Virginia (1)	A	L	10	14

(NCAA Championship 1st Round)

## 2007

(11-4, GWLL: 5-0)

### NCAA Championship First Round

#### GWLL Champion

**Coach:** Kevin Corrigan

**Captains:** Brian Hubbschmann, Joey Kemp, Bill Liva

2/17	(11) Loyola (13)	H	W	9	7
2/25	(11) Penn State	A	W	11	8
3/3	(8) Cornell (4)	N	L	8	13
	(Hewlett, N.Y.)				
3/10	(14) North Carolina (15)	A	L	8	11
3/13	(16) Drexel (19)	A	W	16	5
3/17	(16) Dartmouth	A	L	6	7
3/20	(19) Bellarmine +	H	W	11	3
3/31	(17) Brown	A	W	11	3
4/3	(13) Villanova	H	W	15	5
4/13	(11) Air Force +	H	W	16	4
4/15	(11) Denver +	H	W	14	6
4/21	(11) Lehigh	H	W	14	2
4/28	(10) Ohio State (20) +	A	W	12	6
5/5	(8) Quinnipiac +	A	W	14	9
5/12	(9) Johns Hopkins (5)*	A	L/OT	10	11

(NCAA Championship 1st Round)

# YEARLY RESULTS

## 2008

(14-3, GWLL: 4-1)

### NCAA Championship Quarterfinalist GWLL Champion

**Coach:** Kevin Corrigan

**Captains:** Joey Kemp, Alex Wharton

2/16	(5) Loyola (17)	A	W	7	6
2/24	(5) Penn State	H	W	15	9
3/1	(6) Albany (13)	H	W	7	6
3/4	(5) Villanova	A	W	16	6
3/8	(5) North Carolina (4)	A	L	6	8
3/15	(7) Dartmouth (Atlanta, Ga.)	N	W	19	7
3/25	(7) Drexel (11)	H	W	13	6
3/29	(7) Bellarmine+	A	W	19	7
4/5	(7) Denver (19)+ (Bridgeview, Ill.)	N	L	8	9
4/18	(10) Quinnipiac+	H	W	16	6
4/20	(10) Lehigh	A	W	14	7
4/22	(7) Air Force+	A	W	13	5
4/27	(7) Ohio State (9)+	H	W	17	12
5/2	(6) Quinnipiac (GWLL Semifinal; Birmingham, Mich.)	N	W	10	6
5/4	(6) Ohio State (10) (GWLL Final; Birmingham, Mich.)	N	W	9	2
5/11	(5) Colgate (10) (NCAA Championship 1st Round)	H	W/ot	8	7
5/18	(5) Syracuse (3) (NCAA Championship Quarterfinal; Ithaca N.Y.)	N	L	9	11

## 2009

(15-1, GWLL: 5-0)

### NCAA Championship First Round GWLL Regular-Season Champion GWLL Tournament Champion

**Coach:** Kevin Corrigan

**Captains:** Peter Christman, Regis McDermott, Davey Melera, Scott Rodgers

2/14	(7) Loyola (17) (Powder Springs, Ga.)	N	W	10	9
2/22	(8) Penn State	A	W	13	8
2/28	(8) Dartmouth	H	W	19	7
3/8	(7) North Carolina (3)	H	W	9	7
3/12	(4) Bucknell (Bethesda, Md.)	N	W	10	6
3/21	(3) Vermont (Dallas, Texas)	N	W	13	7
3/25	(3) Bellarmine+	H	W	11	6
3/31	(3) Villanova	H	W	9	7
4/4	(3) Air Force+	H	W	10	4
4/11	(4) Denver+	A	W	10	8
4/18	(3) Quinnipiac+	A	W	10	2
4/19	(3) St. John's	H	W	12	2
4/25	(3) Ohio State+	A	W	14	8
5/1	(2) Quinnipiac (GWLL Semifinal; Birmingham, Mich.)	N	W	7	4
5/3	(2) Ohio State (GWLL Final; Birmingham, Mich.)	N	W	16	7
5/10	(2) Maryland (13) (NCAA Championship 1st Round)	H	L	3	7

## 2010

(10-7, BIG EAST: 2-4)

### NCAA Championship Runner-Up

**Coach:** Kevin Corrigan

**Captains:** Mike Creighton, Neal Hicks, Kelly McKenna, Scott Rodgers

2/20	(9) Duke (2)	A	W	11	7
2/28	(3) Penn State	H	W	12	8
3/6	(3) Loyola (10) (Face-Off Classic; Baltimore, Md.)	N	W	11	9
3/9	(3) Drexel (20)	A	L/ot	6	7
3/13	(3) Fairfield (Houston, Texas)	N	L	8	10
3/16	(9) Denver	H	W	14	7
3/20	(9) Ohio State	H	W/OT	7	6
3/27	(8) Rutgers+	H	L	8	10
4/3	(15) Villanova+ (13)	A	L	8	9
4/11	(19) Georgetown+ (9)	A	L	8	11
4/17	Providence+	H	W	11	3
4/24	(15) St. John's+	A	W	13	6
5/1	(12) Syracuse+(2)	H	L	6	12
5/16	(14) Princeton (6) (NCAA Championship 1st Round)	A	W	8	5
5/22	(14) Maryland (3) (NCAA Championship Quarterfinal; Princeton, N.J.)	N	W	7	5
5/29	(14) Cornell (7) (NCAA Championship Semifinal; Baltimore, Md.)	N	W	12	7
5/31	(14) Duke (5) (NCAA Championship Final; Baltimore, Md.)	N	L/ot	5	6

## 2011

(11-3, BIG EAST: 5-1)

### NCAA Championship Quarterfinalist

**Coach:** Kevin Corrigan

**Captains:** Zach Brenneman, David Earl, Kevin Ridgway, Andrew Irving

2/20	(6) Duke (5) (Jacksonville, Fla.)	N	W	12	7
2/27	(3) Penn State	A	W	6	2
3/6	(4) Drexel (16)	H	W	11	7
3/12	(3) Denver (14)	A	W	10	9
3/23	(3) Ohio State (20)	H	W	8	7
3/27	(3) Rutgers+	A	W	8	3
4/2	(2) Villanova+(8)	H	W	12	8
4/10	(2) Georgetown+	H	W	7	6
4/16	(2) St. John's+	H	W	10	7
4/23	(1) Providence+	A	W	14	3
4/30	(1) Syracuse (4)+	A	L	8	11
5/6	(3) North Carolina (12)	A	L/OT	8	9
5/14	(4) Penn (16) (NCAA Championship 1st Round)	H	W	13	6
5/22	(4) Duke (5) (NCAA Championship Quarterfinal; Foxborough, Mass.)	N	L	5	7

## 2012

(13-3, BIG EAST: 6-0)

### NCAA Championship Semifinalist BIG EAST Regular-Season Champion

**Coach:** Kevin Corrigan

**Captains:** Nicholas Beattie, Max Pfeifer, Kevin Randall

2/18	(9) Duke (2)	H	W	7	3
2/26	(2) Penn State (20)	H	L/ot	3	4
3/3	(9) Drexel (18)	A	W	6	5
3/10	(7) Hofstra (19)	A	W/OT	6	5
3/18	(7) Denver (9)	H	W/3OT	10	9
3/21	(6) Ohio State	A	W	8	7
3/25	(6) Rutgers+	H	W	12	9
4/1	(6) St. John's+ (Big City Classic; East Rutherford, N.J.)	N	W	13	6
4/7	(6) Providence+	H	W	9	1
4/15	(6) Georgetown+	A	W	9	7
4/21	(4) Villanova (11)+	A	W	10	7
4/28	(3) Syracuse (17)+	H	W	8	6
5/3	(2) St. John's (BIG EAST Semifinal; Villanova, Pa.)	N	L	7	8
5/13	(4) Yale (11) (NCAA Championship 1st Round)	H	W	13	7
5/20	(4) Virginia (5) (NCAA Championship Quarterfinal; Chester, Pa.)	N	W	12	10
5/26	(4) Loyola (1) (NCAA Championship Semifinal; Foxborough, Mass.)	N	L	5	7

## 2013

(11-5, BIG EAST: 4-2)

### NCAA Championship Quarterfinalist

**Coach:** Kevin Corrigan

**Captains:** Quinn Cully, Ryan Foley, Matt Miller, Sean Rogers

2/16	(3) Duke (4)	A	W	13	5
2/24	(3) Penn State (8)	A	W/OT	10	9
3/2	(2) North Carolina (9)	H	W/3OT	10	9
3/9	(2) Hofstra (15)	H	L	7	8
3/16	(3) Denver (5)	A	W/OT	13	12
3/20	(3) Ohio State (8)	H	W	9	4
3/24	(3) Rutgers+	A	W	7	6
3/30	(1) St. John's+ (19) (Loyola Academy; Wilmette, Ill.)	H	L	10	12
4/2	(4) Marquette	N	W	17	5
4/7	(4) Providence+	A	W	13	8
4/14	(4) Georgetown+	H	W	10	8
4/20	(2) Villanova+(19)	H	W	13	9
4/27	(1) Syracuse+(7) (Big City Classic; East Rutherford, N.J.)	N	L	4	10
5/2	(5) Syracuse (3) (BIG EAST Semifinal; Villanova, Pa.)	N	L	3	9
5/11	(2) Detroit (NCAA Championship 1st Round)	H	W	9	7
5/19	(2) Duke (7) (NCAA Championship Quarterfinal; Indianapolis, Ind.)	N	L	11	12

# YEARLY RESULTS

## 2014

(12-6, ACC: 2-3)

### NCAA Championship Finalist ACC Tournament Champion

**Coach:** Kevin Corrigan

**Captains:** Jim Marlatt, Stephen O'Hara

2/16	(5) Jacksonville	A	W	19	7
2/22	(4) Penn State (12)	H	L	7	8
3/1	(11) North Carolina+ (2)	A	W	11	10
3/8	(6) Denver (12)	N	L	7	10
	(Pacific Coast Shootout; Costa Mesa, Calif.)				
3/16	(11) Virginia+ (7)	H	W	18	9
3/25	(7) Ohio State	A	W	13	7
3/29	(7) Syracuse+ (10)	A	L	10	11
4/5	(7) Duke+ (3)	H	L	7	15
4/8	(10) Marquette	A	W	12	7
4/12	(10) Robert Morris	H	W	15	5
4/19	(8) Maryland+ (5)	H	L	8	12
4/25	(9) Maryland (5)	N	W	6	5
	(ACC Semifinal; Chester, Pa.)				
4/27	(9) Syracuse (4)	N	W	15	14
	(ACC Final; Chester, Pa.)				
5/3	(5) Army (19)	H	W	18	17
5/10	(5) Harvard (11)	H	W	13	5
	(NCAA Championship 1st Round)				
5/17	(5) Albany (15)	N	W/OT	14	13
	(NCAA Championship Quarterfinal; Hempstead, N.Y.)				
5/24	(5) Maryland (6)	N	W	11	6
	(NCAA Championship Semifinal; Baltimore, Md.)				
5/26	(5) Duke (3)	N	L	9	11
	(NCAA Championship Final; Baltimore, Md.)				

## 2015

(12-3, ACC: 4-0)

### NCAA Championship Semifinalist ACC Regular Season Champion

**Coach:** Kevin Corrigan

**Captains:** Conor Doyle, Jim Marlatt, Jack Near

2/14	(2) Georgetown	H	W	14	12
2/21	(2) Michigan	A	W	17	8
2/28	(2) Dartmouth	H	W	20	8
3/7	(3) Denver (4)	A	L	10	11
3/14	(4) Virginia+ (7)	A	W	11	9
3/21	(3) Ohio State (15)	H	W	9	0
3/28	(2) Syracuse+ (1)	H	W/2OT	13	12
4/4	(1) Duke+ (7)	A	W	15	10
4/7	(1) Marquette (15)	H	W	14	7
4/18	(1) N. Carolina+ (2)	H	W	15	14
4/24	(1) Duke+ (6)	N	L	8	13
	(ACC Semifinal; Chester, Pa.)				
5/2	(2) Army (18)	A	W	17	8
5/9	(2) Towson (17)	H	W	12	10
	(NCAA Championship 1st Round)				
5/16	(2) Albany (6)	N	W	14	10
	(NCAA Championship Quarterfinal, Denver, Colo.)				
5/23	(1) Denver (4)	N	L/OT	10	11
	(NCAA Championship Semifinals, Philadelphia, Pa.)				

## 2016

(11-4, ACC: 3-1)

### NCAA Championship Quarterfinalist ACC Regular Season Co-Champion

**Coach:** Kevin Corrigan

**Captains:** Edwin Glazener, Matt Kavanagh, Conor Kelly, Matt Landis

2/20	(1) Georgetown (13)	A	W	12	7
2/24	(1) Bellarmine	H	W	11	6
2/27	(1) Detroit	H	W	14	5
3/5	(1) Maryland (8)	N	W	9	4
	(Pacific Coast Shootout; Costa Mesa, Calif.)				
3/13	(1) Denver (2)	H	L	8	9
3/19	(2) Virginia+	H	W/OT	8	7
3/26	(2) Ohio State	A	W	9	8
4/2	(2) Syracuse+ (7)	A	W	17	7
4/10	(2) Duke+ (12)	H	W	8	6
4/13	(2) Marquette (19)	H	W/OT	8	7
4/23	(1) North Carolina+ (16)	A	L	15	17
4/29	(4) Duke (19)	N	L	9	10
	(ACC Semifinal; Kennesaw Ga.)				
5/8	(6) Army	H	W	13	7
5/14	(5) Air Force (13)	H	W	15	7
	(NCAA Championship 1st Round; Notre Dame, Ind.)				
5/22	(5) North Carolina (12)	N	L	9	13
	(NCAA Championship Quarterfinal; Columbus, Ohio)				

## 2017

(9-6, ACC: 2-2)

### NCAA Championship Quarterfinalist

**Coach:** Kevin Corrigan

**Captains:** Shane Doss, Nick Koshansky, Anthony Marini, Sergio Perkovic

2/18	(4) Georgetown	N	W	16	10
	(Patriot Cup; Frisco, Texas)				
2/26	(4) Michigan	H	W	16	5
3/4	(4) Maryland (2)	H	W	5	4
3/12	(1) Denver (4)	A	L	10	11
3/18	(3) Virginia+ (13)	A	W/OT	11	10
3/25	(2) Ohio State (4)	H	W	12	7
4/1	(1) Syracuse+ (3)	H	L	10	11
4/8	(3) Duke+ (10)	A	L	8	11
4/11	(7) Marquette	H	W	11	10
4/22	(6) North Carolina+ (17)	H	W	14	13
4/28	(6) Duke (4)	A	W	7	6
	(ACC Semifinal; Durham, N.C.)				
4/30	(6) North Carolina (18)	N	L	10	14
	(ACC Final; Durham, N.C.)				
5/6	(4) Army (18)	A	L	9	10
5/14	(4) Marquette	H	W	15	9
	(NCAA Championship 1st Round; Notre Dame, Ind.)				
5/20	(4) Denver (5)	N	L	4	16
	(NCAA Championship Quarterfinal; Hempstead, N.Y.)				

## 2018

(9-6, ACC: 1-3)

### NCAA Championship First Round ACC Tournament Champion

**Coach:** Kevin Corrigan

**Captains:** Mikey Wynne, John Sexton

2/11	(6) Detroit	H	W	10	7
2/24	(7) Richmond	H	W	11	7
3/3	(8) Maryland (2)	A	L	10	12
3/10	(10) Denver (5)	H	W	11	9
3/17	(4) Virginia+ (7)	H	W	9	7
3/21	(4) Michigan	H	L	12	13
3/25	(4) Ohio State	A	W	9	8
3/31	(6) Syracuse+ (9)	A	L	6	10
4/7	(10) Duke+ (5)	H	L	2	8
4/11	(14) Marquette	A	W	7	6
4/21	(14) North Carolina+	A	L	9	10
4/27	(16) Duke (1)	N	W	14	11
	(ACC Semifinal; Charlottesville, Va.)				
4/29	(16) Virginia (11)	A	W	17	7
	(ACC Final; Charlottesville, Va.)				
5/5	(8) Army	H	W	17	5
5/13	(7) Denver (9)	H	L	7	9
	(NCAA Championship First Round; Notre Dame, Ind.)				

## 2019

(9-7, ACC: 2-2)

### NCAA Championship Quarterfinalist

**Coach:** Kevin Corrigan

2/16	(7) Detroit	H	W	19	6
2/23	(6) Richmond	A	L	8	9
3/3	(12) Maryland (2)	H	W/OT	14	13
3/9	(10) Denver (8)	N	W	10	7
	(Pacific Coast Shootout; Costa Mesa, Calif.)				
3/16	(7) Virginia+ (11)	A	L	11	13
3/19	(11) Michigan	A	W	12	9
3/23	(11) Ohio State (5)	H	L/OT	10	11
3/30	(12) Syracuse+ (8)	H	W	13	10
4/6	(9) Duke+ (8)	A	L	8	14
4/10	(12) Marquette	H	W	13	6
4/14	(12) Cornell+ (10)	H	L	9	11
4/20	(11) UNC	H	W	12	10
4/27	(11) Duke (3)	N	W	12	10
	(ACC Semifinal; Chapel Hill, N.C.)				
5/4	(9) Virginia (5)	A	L	4	10
	(ACC Final; Charlottesville, Va.)				
5/12	(7) Johns Hopkins	H	W	16	9
	(NCAA Championship First Round; Notre Dame, Ind.)				
5/18	(7) Duke (2)	N	L/OT	13	14
	(NCAA Championship Quarterfinal; Hempstead, N.Y.)				

# YEARLY RESULTS

## 2020

(2-3, ACC: 0-0)

### Season Cancelled due to COVID-19

Coach: Kevin Corrigan

Captains: Bryan Costabile, Jack Kielty

2/15	(7) Cleveland State	H	W	17	7
2/23	(6) Richmond (17)	H	W	13	5
2/29	(5) Maryland (7)	A	L	9	14
3/7	(10) Denver (16)	H	L	11	14
3/10	(14) Ohio State (18)	A	L	11	13

## 2021

(8-4, ACC: 3-3)

### NCAA Championship Quarterfinalist

Coach: Kevin Corrigan

Captains: Jack Kielty, Charlie Leonard, Danny Cassidy

2/27	(8) Robert Morris	H	W	19	7
3/6	(9) Bellarmine	H	W	12	6
3/17	(8) Marquette	H	W	10	3
3/20	(8) Cleveland State	H	W	19	5
3/27	(6) Virginia+ (9)	H	L	11	12
4/3	(9) Syracuse+ (4)	A	W	18	11
4/10	(5) Duke+ (1)	H	W	13	8
4/22	(2) Duke+ (3)	A	L/OT	12	13
4/25	(2) UNC+ (-4)	A	L	10	12
5/1	(4) Syracuse+ (9)	H	W	22	8
5/15	(6) Drexel	N	W	10	8
(NCAA Championship First Round; Denver, Colo.)					
5/23	(6) Maryland (3)	H	L/OT	13	14
(NCAA Championship Quarterfinal; Notre Dame, Ind.)					

## 2022

(8-4, ACC: 5-1)

### ACC Co-Champions

Coach: Kevin Corrigan

Captains: Wheaton Jackboice, Arden Cohen, David Lipka, Quinn McCahon, Pat Kavanagh

2/19	(5) Detroit Mercy	H	W	24	2
2/26	(4) Georgetown (3)	H	L	11	16
3/5	(7) Maryland (1)	H	L	9	11
3/12	(10) Ohio State (11)	A	L	11	14
3/19	(17) Michigan (15)	H	W	12	7
3/26	(12) Virginia+ (2)	A	L	8	12
4/2	(16) Syracuse+ (18)	H	W	22	6
4/9	(16) Duke+ (10)	A	W	16	15
4/12	(10) Marquette	A	W	18	8
4/21	(9) UNC+ (15)	H	W	12	5
5/1	(7) Syracuse+	A	W	18	11
5/7	(6) Duke+ (9)	H	W	16	14

## 2023

(14-2, ACC: 4-2)

### NCAA National Champions

Coach: Kevin Corrigan

Captains: Liam Entenmann, Pat Kavanagh, Max Manyak, Brian Tevlin

2/15	(2) Marquette	H	W	21	10
2/19	(2) Cleveland State	H	W	18	8
2/25	(2) Georgetown (15)	A	W	15	8
3/4	(2) Maryland (4)	A	W/3OT	13	12
3/11	(2) Ohio State (10)	H	W	16	3
3/18	(2) Michigan	A	W	18	8
3/25	(1) Virginia+ (3)	H	L	10	15
4/1	(3) Syracuse+	A	W	20	12
4/8	(2) Duke+ (1)	H	W	17	12
4/22	(1) UNC+ (15)	H	W	16	9
4/30	(1) Virginia+ (3)	A	L	8	12
5/6	(3) UNC+	A	W	18	9
5/13	(3) Utah	H	W	20	7
(NCAA Championship First Round; Notre Dame, Ind.)					
5/21	(3) Johns Hopkins (6)	N	W	12	9
(NCAA Championship Quarterfinal; Annapolis, Md.)					
5/27	(3) Virginia (2)	N	W/OT	13	12
(NCAA Championship Semifinal; Philadelphia, Pa.)					
5/29	(3) Duke (1)	N	W	13	9
(NCAA Championship Final; Philadelphia, Pa.)					

Number in parentheses to the right of opponent indicates its USILA national ranking at time of game and number to left is Notre Dame's ranking.

+ - indicates conference game

## 2024

(16-1, ACC: 4-0)

### NCAA National Champions

#### ACC Regular-Season Champion

#### ACC Tournament Champion

Coach: Kevin Corrigan

Captains: Liam Entenmann, Pat Kavanagh, Max Manyak, Eric Dobson

2/14	(1) Cleveland State	H	W	25	3
2/18	(1) Marquette	A	W	21	8
2/25	(1) Georgetown (19)	H	L/OT	10	11
3/3	(6) Maryland (3)	H	W	14	9
3/9	(3) Ohio State	A	W	13	10
3/16	(2) Michigan (18)	H	W	19	9
3/30	(1) Syracuse+ (3)	H	W	14	12
4/7	(1) Duke+ (3)	A	W	15	12
4/14	(1) Cornell (10)	N	W	18	17
4/20	(1) UNC+	H	W	14	6
4/27	(1) Virginia+ (6)	A	W	11	9
5/3	(1) Virginia (5)	N	W	18	9
(ACC Semifinal; Charlotte, N.C.)					
5/5	(1) Duke (6)	N	W	16	6
(ACC Final; Charlotte, N.C.)					
5/12	(1) Albany	H	W	14	9
(NCAA Championship First Round; Notre Dame, Ind.)					
5/18	(1) Georgetown (8)	N	W	16	11
(NCAA Championship Quarterfinal; Hempstead, N.Y.)					
5/25	(1) Denver (5)	N	W	13	6
(NCAA Championship Semifinal; Philadelphia, Pa.)					
5/27	(1) Maryland (7)	N	W	15	5
(NCAA Championship Final; Philadelphia, Pa.)					

Number in parentheses to the right of opponent indicates its USILA national ranking at time of game and number to left is Notre Dame's ranking.

+ - indicates conference game

## 2025

(9-5, ACC: 3-1)

### NCAA Regular-Season Quarterfinalists

#### ACC Regular-Season Champion

Coach: Kevin Corrigan

Captains: Chris Kavanagh, Ben Ramsey

2/12	(1) Cleveland State	H	W	24	6
2/15	(1) Marquette	H	W	22	9
2/22	(1) Georgetown (11)	A	W	11	9
3/1	(1) Maryland (2)	N	L	10	11
(Bobby Dodd Stadium; Atlanta, Ga.)					
3/8	(2) Ohio State (15)	H	L	9	10
3/15	(8) Michigan	A	W	19	7
3/29	(6) Duke+ (11)	H	W	14	7
4/5	(5) Syracuse+ (7)	A	L	9	14
4/12	(9) Virginia+	H	W	12	7
4/19	(9) UNC+ (5)	A	W	12	6
4/26	(9) Penn	H	W	10	8
5/2	(6) Syracuse (12)	N	L	12	14
(ACC Semifinal; Charlotte, N.C.)					
5/11	(10) Ohio State (2)	A	W	15	6
(NCAA Championship First Round; Columbus, Ohio)					
5/18	(10) Penn State (7)	N	L	12	14
(NCAA Championship Quarterfinal; Annapolis, Md.)					

Number in parentheses to the right of opponent indicates its USILA national ranking at time of game and number to left is Notre Dame's ranking.

+ - indicates conference game

## 2026

(13-3, ACC: 3-1)

### NCAA Championship Finalist

#### ACC Regular-Season Champion

Coach: Kevin Corrigan

Captains: Christian Alacqua, Will Donovan, Will Gallagher, Will Maheras

2/14	(6) Marquette	A	W	16	11
2/17	(8) Bellarmine	H	W	29	10
2/22	(8) Georgetown (3)	H	W	15	9
2/28	(1) Maryland (11)	A	W	11	8
3/7	(1) Ohio State (7)	A	W	9	8
3/14	(1) Michigan	H	W	9	4
3/28	(1) Virginia+	A	L	9	11
4/4	(5) Richmond (1)	N	W	12	8
4/11	(2) UNC+ (1)	H	W	10	5
4/18	(1) Duke+ (16)	A	W	7	6
4/25	(1) Syracuse+ (5)	H	W	16	11
5/1	(1) Virginia (8)	N	L	10	15
(ACC Semifinal; Charlotte, N.C.)					
5/10	(2) Jacksonville (20)	H	W	18	5
(NCAA Championship First Round; Notre Dame, Ind.)					
5/16	(2) Johns Hopkins (9)	N	W	15	9
(NCAA Championship Quarterfinal; Hempstead, N.Y.)					
5/23	(2) Syracuse (7)	N	W	15	7
(NCAA Championship Semifinal; Hempstead, N.Y.)					
5/25	(2) Princeton (1)	N	L	9	16
(NCAA Championship Final; Hempstead, N.Y.)					

Number in parentheses to the right of opponent indicates its USILA national ranking at time of game and number to left is Notre Dame's ranking.

+ - indicates conference game

# ALL-TIME SERIES

Opponent	First	Last	Scoring			Corrigan
	Game	Game	W-L	ND	Opp	vs.
Adelphi	1990	1994	1-1	25	24	1-1 (1-1)
Air Force	1988	2009	20-2	275	144	20-1 (20-1)
Albany	2008	2024	4-0	49	38	3-0 (3-0)
Army West Point	1999	2018	7-2	124	83	7-2 (7-2)
Ashland	1981	1982	3-1	54	38	0-0
Bellarmino	2006	2026	7-0	101	40	7-0 (7-0)
Brown	2006	2007	2-0	22	8	2-0 (2-0)
Bucknell	2001	2009	2-0	22	13	2-0 (2-0)
Butler	1993	2006	13-1	175	94	13-1 (13-1)
Canisius	1990	1994	4-0	68	27	4-0 (4-0)
Cleveland State	2020	2025	5-0	103	29	5-0 (5-0)
Colgate	1987	2008	2-0	19	17	1-0 (1-0)
Colorado	1988	1988	1-0	15	3	0-0
Colorado Coll.	1988	1988	1-0	10	7	0-0
Colo. School/Mines	1988	1988	1-0	12	8	0-0
Cornell	1990	2024	2-6	74	92	2-6 (2-6)
C.W. Post	1983	1983	0-1	6	15	0-0
Dartmouth	1996	2015	7-2	120	64	7-2 (7-2)
Delaware	1997	1997	1-0	15	14	1-0 (1-0)
Denison	1981	1992	5-8	128	154	3-1 (3-1)
Denver	1992	2024	17-11	313	250	16-10 (16-10)
Detroit	2013	2022	5-0	76	27	5-0 (5-0)
Drexel	2007	2021	5-1	62	38	5-1 (5-1)
Duke	1983	2026	19-16	347	340	19-11 (19-11)
Fairfield	2000	2010	4-3	91	61	4-3 (4-3)
Georgetown	1982	2026	13-9	241	221	13-10 (11-9)
Guilford	--	--	0-0	0	0	1-1 (0-0)
Hampden-Sydney	--	--	0-0	0	0	0-2 (0-0)
Hartford	1989	2003	2-0	34	7	2-0 (2-0)
Harvard	1990	2014	8-3	115	84	8-3 (8-3)
Hobart	1993	1999	6-1	70	62	6-1 (6-1)
Hofstra	1991	2013	7-8	131	138	7-8 (7-8)
Holy Cross	1985	1985	0-1	7	8	0-0
Jacksonville	2014	2026	2-0	37	12	2-0 (2-0)
Johns Hopkins	1992	2026	4-4	91	89	3-4 (3-4)
Kenyon	1981	1990	10-0	131	71	2-0 (2-0)
Lake Forest	1983	1992	11-0	146	53	4-0 (4-0)
Lehigh	1989	2008	4-0	48	24	4-0 (4-0)
Loyola	1982	2012	6-14	151	250	6-12 (6-12)
Lynchburg	--	--	0-0	0	0	2-0 (0-0)
Marquette	2013	2026	14-0	205	107	14-0 (14-0)
Maryland	1995	2026	10-10	190	185	10-10 (10-10)
Massachusetts	1995	2015	1-4	35	39	1-4 (1-4)

Opponent	First	Last	Scoring			Corrigan
	Game	Game	W-L	ND	Opp	vs.
Michigan	2016	2026	8-1	151	77	8-1 (8-1)
Michigan State	1981	1996	13-5	189	147	5-3 (5-3)
Morgan State	1981	1981	0-1	12	13	0-0
Mt. St. Mary's	1982	1993	2-2	41	40	2-3 (2-1)
Mt. Union	1983	1986	4-0	83	12	0-0
New Hampshire	1985	1994	2-1	34	23	2-0 (2-0)
New Haven	--	--	0-0	0	0	1-1 (0-0)
North Carolina	1995	2026	15-11	295	255	15-11 (15-11)
Oberlin	1983	1983	1-0	19	2	0-0
Ohio State	1981	2026	38-13	588	382	32-8 (32-8)
Ohio Wesleyan	1981	1993	1-12	85	188	1-5 (1-4)
Pennsylvania	2000	2025	4-2	60	44	4-2 (4-2)
Penn State	1989	2025	16-6	225	178	12-4 (12-4)
Pfeiffer	--	--	0-0	0	0	1-0 (0-0)
Potsdam	--	--	0-0	0	0	0-1 (0-0)
Princeton	1995	2026	1-2	21	27	1-2 (1-2)
Providence	2010	2013	4-0	47	15	4-0 (4-0)
Quinnipiac	2006	2009	6-0	76	34	6-0 (6-0)
Radford	1981	1991	6-0	72	36	2-0 (2-0)
Richmond	2018	2026	3-1	44	29	3-1 (3-1)
Roanoke	--	--	0-0	0	0	0-2 (0-0)
Robert Morris	2014	2021	2-0	34	12	2-0 (2-0)
Rutgers	1994	2013	6-2	75	58	6-2 (6-2)
St. Bonaventure	1992	1992	1-0	23	4	1-0 (1-0)
St. John's	2009	2013	4-2	65	41	4-2 (4-2)
St. Mary's (Md.)	--	--	0-0	0	0	1-1 (0-0)
San Diego State	1990	1990	1-0	18	10	1-0 (1-0)
Stony Brook	1985	1992	1-2	19	21	1-1 (1-1)
Syracuse	2001	2026	13-12	306	271	12-11 (12-11)
Towson	2015	2015	1-0	12	10	1-0 (1-0)
UMBEC	1992	1996	3-1	48	23	3-1 (3-1)
Utah	2023	2023	1-0	20	7	1-0 (1-0)
Vermont	1985	2009	2-0	21	13	1-0 (1-0)
Villanova	1987	2013	12-5	188	142	12-3 (12-3)
Virginia	1993	2026	12-13	256	279	12-13 (12-13)
VMI	1986	1986	1-0	15	9	1-1 (0-0)
Virginia Tech	--	--	0-0	0	0	2-0 (0-0)
Washington & Lee	1986	1987	0-2	19	26	0-0
William & Mary	1984	1986	0-2	9	28	0-2 (0-0)
Wittenberg	1983	1988	6-0	109	21	0-0
Wooster	1981	1991	9-1	118	82	3-0 (3-0)
Yale	1983	2012	1-1	18	24	1-0 (1-0)

( ) indicates Corrigan's record as Notre Dame head coach

# SERIES VS. OPPONENTS

**Note:** Rank column has Notre Dame's national ranking at time of game followed by opponent's national ranking at time of game according to USILA rankings.

\* NCAA Championship; ^ WLL Championship

# BIG EAST Championship; @ ACC Championship

## Adelphi (1-1)

H: 1-0/A: 0-0/N: 0-1

Date	Site	Score	Rank
3-18-90	Baltimore, MD	L 5-16	
4-9-94	Notre Dame, IN	W 16-15	16-

## Air Force (21-2)

H: 12-0/A: 8-2/N: 1-0

Date	Site	Score	Rank
3-17-88	Colo. Springs, CO	L 8-14	
3-29-89	Notre Dame, IN	W 10-7	
3-30-90	San Diego, CA	W 12-11	
3-27-91	Notre Dame, IN	W 14-8	
4-18-92	Colo. Springs, CO	W 15-10	
4-15-93	Notre Dame, IN	W 12-9	19-
4-16-94	Colo. Springs	W 20-8	15-
4-13-95	Notre Dame, IN	W 16-5	14-
3-16-96	Colo. Springs, CO	W 13-8	15-
4-17-97	Notre Dame, IN	W 9-4	9-
3-9-98	Colo. Springs, CO	W 12-6	9-
3-7-99	Notre Dame, IN	W 16-2	19-
3-13-00	Colo. Springs, CO	W 10-6	14-
4-9-01	Notre Dame, IN	W 13-2	6-
2-02	Colo. Springs, CO	W 9-3	
4-12-03	Notre Dame, IN	W 13-4	20-
4-9-04	Colo. Springs, CO	W 12-2	18-
4-10-05	Notre Dame, IN	W/OT 14-13	11-
4-16-06	Colo. Springs, CO	L 8-9	9-
4-13-07	Notre Dame, IN	W 16-4	11-
4-22-08	Colo. Springs, CO	W 13-5	7-
4-4-09	Notre Dame, IN	W 10-4	3-
5-4-16*	Notre Dame, IN	W 15-7	5-13

## Albany (4-0)

H: 2-0/A: 0-0/N: 2-0

Date	Site	Score	Rank
3-1-08	Notre Dame, IN	W 7-6	6-13
5-17-14*	Hempstead, NY (James M. Shuart Stadium)	W/OT 14-13	5-15
5-16-15*	Denver, CO (Sports Authority Field at Mile High)	W 14-10	1-6
5-12-24*	Notre Dame, IN	W 14-9	1-

## Army West Point (7-2)

H: 5-0/A: 2-2/N: 0-0

Date	Site	Score	Rank
4-17-99	Notre Dame, IN	W 15-7	14-
4-15-00	West Point, NY	W 10-5	13-17
4-14-01	Notre Dame, IN	W 17-13	6-
4-13-02	West Point, NY	L 8-11	20-
5-3-14	Notre Dame, IN	W 18-17	5-19
5-2-15	West Point, NY	W 17-8	1-18
5-8-16	Notre Dame, IN	W 13-7	6-8
5-6-17	West Point, NY	L/OT 9-10	4-18
5-5-18	Notre Dame, IN	W 17-5	8-

## Ashland (3-1)

H: 1-1/A: 2-0/N: 0-0

Date	Site	Score	Rank
4-18-81	Notre Dame, IN	L 9-10	
5-2-81	Ashland, OH	W 16-12	
4-8-82	Notre Dame, IN	W 12-7	
4-24-82	Ashland, OH	W 17-9	

## Bellarmine (7-0)

H: 5-0/A: 2-0/N: 0-0

Date	Site	Score	Rank
3-18-06	Louisville, KY	W 8-2	11-
3-20-07	Notre Dame, IN	W 11-3	19-
3-29-08	Louisville, KY	W 19-7	7-
3-25-09	Notre Dame, IN	W 11-6	3-
2-24-16	Notre Dame, IN	W 11-6	1-
3-6-21	Notre Dame, IN	W 12-6	9-
2-17-26	Notre Dame, IN	W 29-10	8-

## Brown (2-0)

H: 1-0/A: 1-0/N: 0-0

Date	Site	Score	Rank
3-29-06	Notre Dame, IN	W 11-5	11-
3-31-07	Providence, RI	W 11-3	17-

## Bucknell (2-0)

H: 0-0/A: 0-0/N: 2-0

Date	Site	Score	Rank
5-13-01*	West Point, NY	W 12-7	4-10
3-12-09	Bethesda, MD	W 10-6	4-

## Butler (13-1)

H: 7-0/A: 6-1/N: 0-0

Date	Site	Score	Rank
3-29-93	Notre Dame, IN	W 22-11	16-
4-12-94	Indianapolis, IN	W 18-10	15-
4-1-95	Notre Dame, IN	W 7-4	17-
3-23-96	Indianapolis, IN	W 11-3	12-
4-9-97	Notre Dame, IN	W 13-10	8-19
4-5-98	Indianapolis, IN	L 5-6	19-15
3-30-99	Notre Dame, IN	W 8-7	13-19
4-8-00	Indianapolis, IN	W 12-11	14-
4-18-01	Notre Dame, IN	W 12-3	5-
4-7-02	Indianapolis, IN	W 12-8	
4-10-03	Notre Dame, IN	W 9-2	20-
4-15-04	Indianapolis, IN	W 15-5	14-
3-19-05	Notre Dame, IN	W 22-6	9-
4-8-06	Indianapolis, IN	W 9-8	8-

## Canisius (4-0)

H: 3-0/A: 1-0/N: 0-0

Date	Site	Score	Rank
3-3-90	Notre Dame, IN	W 19-7	
3-2-91	Notre Dame, IN	W 14-8	
2-27-93	Notre Dame, IN	W 21-5	
4-4-94	Buffalo, NY	W 14-7	16-

## Cleveland State (5-0)

H: 5-0/A: 0-0/N: 0-0

Date	Site	Score	Rank
2-15-20	Notre Dame, IN	W 17-7	7-
3-20-21	Notre Dame, IN	W 19-5	8-
2-19-23	Notre Dame, IN	W 18-8	2-
2-14-24	Notre Dame, IN	W 25-3	1-
2-12-25	Notre Dame, IN	W 24-6	1-

## Colgate (2-0)

H: 1-0/A: 0-0/N: 1-0

Date	Site	Score	Rank
3-28-87	Geneva, NY	W 11-10	
5-11-08*	Notre Dame, IN	W-ot 8-7	8-7

## Colorado (1-0)

H: 0-0/A: 0-0/N: 1-0

Date	Site	Score	Rank
3-29-88	Colo. Springs, CO	W 15-3	

## Colorado College (1-0)

H: 0-0/A: 1-0/N: 0-0

Date	Site	Score	Rank
3-15-88	Colo. Springs, CO	W 10-7	

## Colorado School of the Mines (1-0)

H: 0-0/A: 1-0/N: 0-0

Date	Site	Score	Rank
3-13-88	Golden, CO	W 12-8	

## Cornell (2-6)

H: 0-1/A: 0-3/N: 2-2

Date	Site	Score	Rank
4-14-90	Ithaca, NY	L 8-14	-16
4-13-91	Notre Dame, IN	L 3-10	-15
3-5-05	Ithaca, NY	L 10-11	9-10
3-4-06	Benedictine, IL	L 6-9	12-8
3-3-07	Hewlett, NY	L 8-13	8-4
5-29-10*	Baltimore, MD	W 12-7	14-7
4-14-19	Notre Dame, IN	L 9-11	12-10
4-14-24	Old Westbury, NY	W 18-17	1-10

## C.W. Post (0-1)

H: 0-0/A: 0-1/N: 0-0

Date	Site	Score	Rank
4-2-83	Brookville, NY	L 6-15	

## Dartmouth (7-2)

H: 5-0/A: 1-2/N: 1-0

Date	Site	Score	Rank
-8-96	Hanover, NH	W 14-13	11-20
3-22-97	Notre Dame, IN	W 15-5	14-
4-4-04	Notre Dame, IN	W 10-3	13-
4-2-05	Hanover, NH	L 9-10	9-19
4-2-06	Notre Dame, IN	W 8-7	11-
3-17-07	Hanover, NH	L 6-7	16-
3-15-08	Atlanta, GA	W 19-7	7-
2-28-09	Notre Dame, IN	W 19-7	8-
2/28/15	Notre Dame, IN	W 20-5	2-

## Delaware (1-0)

H: 0-0/A: 1-0/N: 0-0

Date	Site	Score	Rank
3-11-97	Newark, DE	W 15-14	14-

## Denison (5-8)

H: 3-4/A: 2-4/N: 0-0

Date	Site	Score	Rank
4-5-81	Notre Dame, IN	L 4-16	
4-21-82	Notre Dame, IN	L 10-15	
5-9-82	Granville, OH	L 9-19	
4-23-83	Granville, OH	L 10-11	
4-25-84	Notre Dame, IN	W 12-11	
4-20-85	Granville, OH	L 9-16	
4-19-86	Notre Dame, IN	W 14-11	
4-18-87	Granville, OH	L 8-14	
4-19-88	Notre Dame, IN	L 6-14	
4-15-89	Granville, OH	W 8-5	
4-7-90	Notre Dame, IN	L 6-7	
4-6-91	Granville, OH	W 15-10	
4-4-92	Notre Dame, IN	W 17-5	

## Denver (17-11)

H: 7-4/A: 7-3/N: 3-4

Date	Site	Score	Rank
4-20-92	Denver, CO	W 25-4	
3-8-98	Colo. Springs, CO	W 12-7	9-
3-5-99	Notre Dame, IN	W 17-9	19-
3-11-00	Denver, CO	W 12-8	15-
4-7-01	Notre Dame, IN	W 16-6	7-
3-30-02	Denver, CO	W 15-8	
3-30-03	Notre Dame, IN	W 9-8	13-
4-11-04	Denver, CO	W 14-12	18-17
4-7-05	Notre Dame, IN	L 6-9	11-
4-14-06	Denver, CO	L 5-8	9-18
4-15-07	Notre Dame, IN	W 14-6	11-

# SERIES VS. OPPONENTS

4-5-08	Bridgeview, IL	L	8-9	7-19
4-11-09	Denver, CO	W	10-8	4-
(Invesco Field at Mile High)				
3-16-10	Notre Dame, IN	W	14-7	9-
3-12-11	Denver, CO	W	10-9	3-14
3-18-12	Notre Dame, IN	W/3OT	10-9	7-9
3-16-13*	Denver, CO	W/OT	13-12	3-5
(Invesco Field at Mile High)				
3-8-14	Costa Mesa, CA	L	7-10	6-12
3-7-15	Denver, CO	L/OT	10-11	3-4
5-23-15	Philadelphia, PA	L/OT	10-11	1-4
(Lincoln Financial Field)				
3-3-16	Notre Dame, IN	L/OT	8-9	1-2
3-12-17	Denver, CO	L	10-11	1-4
5-10-17*	Hempstead, NY	L	4-16	4-5
3-10-18	Notre Dame, IN	W	11-9	10-5
5-13-18*	Notre Dame, IN	L	7-9	7-9
3-9-19	Costa Mesa, CA	W	10-7	10-8
3-10-20	Notre Dame, IN	L	11-14	10-16
5-25-24*	Philadelphia, PA	W	13-6	13-6

## Detroit (5-0)

H: 5-0/A: 0-0/N: 0-0

Date	Site	Score	Rank	
5-11-13*	Notre Dame, IN	W	9-7	2-
2-27-16	Notre Dame, IN	W	14-5	1-
2-11-18	Notre Dame, IN	W	10-7	6-
2-16-19	Notre Dame, IN	W	19-6	7-
2-19-22	Notre Dame, IN	W	24-2	5-

## Drexel (5-1)

H: 2-0/A: 2-1/N: 1-0

Date	Site	Score	Rank	
3-13-07	Philadelphia, PA	W	16-5	16-19
3-25-08	Notre Dame, IN	W	13-6	7-11
3-9-10	Philadelphia, PA	L-OT	6-7	3-20
3-6-11	Notre Dame, IN	W	11-7	4-16
3-3-12	Philadelphia, PA	W	6-5	9-18
5-15-21*	Denver, CO	W	10-8	6-

## Duke (19-16)

H: 6-2/A: 8-7/N: 5-7

Date	Site	Score	Rank	
3-19-83	Durham, NC	L	5-13	
3-21-84	Durham, NC	L	5-8	
3-21-85	Durham, NC	L	4-18	
4-9-93	Durham, NC	L	7-13	12-9
5-13-95*	Durham, NC	W	12-10	15-5
2-20-10	Durham, NC	W	11-7	9-2
5-31-10*	Baltimore, MD	L-ot	5-6	14-5
2-20-11	Jacksonville, FL	W	12-7	6-5
5-22-11*	Foxborough, MA	L	5-7	4-5
2-18-12	Notre Dame, IN	W	7-3	9-2
2-16-13	Durham, NC	W	13-5	3-4
5-19-13*	Indianapolis, IN	L	11-12	2-7
4-5-14	Notre Dame, IN	L	7-15	7-3
5-26-14*	Baltimore, MD	L	9-11	5-3
4-4-15	Durham, NC	W	15-10	1-7
4-24-15*	Chester, PA	L	8-13	1-4
(PPL Park)				
4-10-16	Notre Dame, IN	W	8-6	2-12
4-29-16	Kennesaw, GA	L/OT	9-10	4-13
4-8-17	Durham, NC	L	8-11	3/10
4-28-17*	Durham, NC	W	7-6	6-4
4-7-18	Notre Dame, IN	L	2-8	10-5
4-27-18*	Charlottesville, VA	W	14-11	16-1
4-6-19	Durham, NC	L	8-14	9-8
4-27-19*	Chapel Hill, NC	W	12-10	11-3

5-18-19*	Hempstead, NY	L/OT	13-14	7-2
4-10-21	Notre Dame, IN	W	13-8	5-1
4-22-21	Durham, NC	L/OT	12-13	2-3
4-9-22	Durham, NC	W	16-15	16-10
5-7-22	Notre Dame, IN	W	16-14	6-9
4-8-23	Notre Dame, IN	W	17-12	2-1
5-29-23*	Philadelphia, PA	W	13-9	3-1
4-7-24	Durham, NC	W	15-12	1-3
5-5-24*	Charlotte, NC	W	16-6	1-6
3-29-25	Notre Dame, IN	W	14-7	6-11
4-18-26	Durham, NC	W	7-6	1-16

## Fairfield (4-3)

H: 2-1/A: 2-1/N: 0-1

Date	Site	Score	Rank	
4-22-00	Notre Dame, IN	W	20-12	12-
4-22-01	Fairfield, CT	W	12-5	5-
4-21-02	Notre Dame, IN	L	10-11	
3-19-03	Fairfield, CT	W	14-4	19-
4-18-04	Notre Dame, IN	W	16-7	14-
4-17-05	Fairfield, CT	L	11-12	14-20
3-13-10	Houston, TX	L	8-10	3-

## Georgetown (13-9)

H: 5-3/A: 5-4/N: 3-2

Date	Site	Score	Rank	
3-15-82	Washington, DC	W	17-8	
3-25-84	Washington, DC	W	11-5	
3-11-89	Hempstead, NY	L	7-9	
3-14-92	Washington, DC	L	6-10	
4-3-93	Notre Dame, IN	W	13-10	14-15
3-12-94	Washington, DC	L	8-18	17-12
4-11-98	Washington, DC	L	7-13	20-18
4-10-99	Notre Dame, IN	L	8-12	14-8
5-16-99	Towson, MD	L	10-14	14-5
4-11-10	Washington, DC	L	8-11	19-9
4-10-11	Notre Dame, IN	W	7-6	2-
4-15-12	Washington, DC	W	9-7	6-
4-14-13	Notre Dame, IN	W	10-8	4-
2-14-15	Notre Dame, IN	W	14-12	2-
2-10-16	Keenesaw, GA	W	12-7	1-13
2-18-17	Frisco, TX	W	16-10	4-
2-26-22	Notre Dame	L	11-16	3-4
2-25-23	Washington, DC	W	15-8	2-15
2-25-24	Notre Dame, IN	L	10-11 (OT)	1-19
5-18-24*	Hempstead, NY	W	16-11	1-8
2-22-25	Washington, DC	W	11-9	1-11
2-22-26	Notre Dame, IN	W	15-9	8-3

## Hartford (2-0)

H: 1-0/A: 0-0/N: 1-0

Date	Site	Score	Rank	
3-25-89	Notre Dame, IN	W	17-4	
3-23-03	Hempstead, NY	W	17-3	11-

## Harvard (8-3)

H: 6-0/A: 2-3/N: 0-0

Date	Site	Score	Rank	
5-16-90*	Cambridge, MA	L	3-9	17-5
4-8-95	Notre Dame, IN	W	15-10	17-15
4-6-96	Cambridge, MA	W-ot	7-6	11-12
4-27-97	Notre Dame, IN	W	13-5	10-16
4-25-98	Cambridge, MA	L	6-9	-17
5-1-99	Notre Dame, IN	W	9-8	13-
4-30-00	Cambridge, MA	W	11-10	12-
4-28-01	Notre Dame, IN	W	16-4	3-
4-27-02	Cambridge, MA	L-ot	6-7	
4-26-03	Notre Dame, IN	W	16-11	17-
5-10-14*	Notre Dame, IN	W	13-5	5-11

## Hobart (6-1)

H: 4-0/A: 1-0/N: 1-1

Date	Site	Score	Rank	
3-27-93	Notre Dame, IN	W-ot	15-14	16-
4-2-94	Albany, NY	W	12-8	16-
3-26-95	Notre Dame, IN	W	10-7	17-18
3-30-96	Geneva, NY	W-ot	6-5	12-15
3-29-97	Notre Dame, IN	W-ot	10-9	14-12
3-28-98	Rochester, NY	L	7-11	18-15
3-27-99	Notre Dame, IN	W	10-8	17-

## Hofstra (7-8)

H: 4-3/A: 3-5/N: 0-0

Date	Site	Score	Rank	
3-9-91	Hempstead, NY	L	5-10	-16
3-28-92	Notre Dame, IN	W	12-9	-19
3-6-93	Hempstead, NY	W	9-8	
4-4-97	Notre Dame, IN	W	10-9	13-4
5-2-98	Notre Dame, IN	W	8-4	-9
4-3-99	Hempstead, NY	L-ot	9-10	13-15
3-26-00	Notre Dame, IN	L	7-8	13-12
3-24-01	Hempstead, NY	L	10-11	2-
3-23-02	Notre Dame, IN	L	5-15	18-12
3-21-03	Hempstead, NY	L	8-9	11-115
3-24-04	Notre Dame, IN	W	19-11	15-13
3-26-05	Hempstead, NY	W-2ot	9-8	9-13
3-25-06	Hempstead, NY	L	5-13	11-5
3-10-12	Hempstead, NY	W-ot	6-5	7-19
3-9-13	Notre Dame, IN	L	7-8	2-15

## Holy Cross (0-1)

H: 0-0/A: 0-1/N: 0-0

Date	Site	Score	Rank
4-6-85	Worcester, MA	L	7-8

## Jacksonville (2-0)

H: 1-0/A: 1-0/N: 0-0

Date	Site	Score	Rank	
2-16-14	Jacksonville, FL	W	19-7	5-
5-10-26*	Notre Dame, IN	W	18-5	2-20

## Johns Hopkins (4-4)

H: 1-0/A: 0-3/N: 3-1

Date	Site	Score	Rank	
5-10-92*	Baltimore, MD	L	7-15	-5
5-12-96*	Annapolis, MD	L	7-12	11-9
5-21-00*	Baltimore, MD	L	11-15	13-4
5-20-01*	College Park, MD	W	13-9	4-3
5-12-07*	Baltimore, MD	L-ot	10-11	9-5
5-12-19*	Notre Dame, IN	W	16-9	7-
5-21-23*	Annapolis, MD	W	12-9	3-5
5-16-26*	Hempstead, NY	W	15-9	2-9

## Kenyon (10-0)

H: 5-0/A: 5-0/N: 0-0

Date	Site	Score	Rank
4-25-81	Notre Dame, IN	W-ot	10-9
4-17-82	Notre Dame, IN	W	17-8
3-26-83	Notre Dame, IN	W	15-5
3-31-84	Gambier, OH	W	17-7
3-30-85	Notre Dame, IN	W	14-8
4-12-86	Gambier, OH	W	11-7
4-11-87	Gambier, OH	W	15-11
4-9-88	Gambier, OH	W	7-6
4-8-89	Notre Dame, IN	W	14-7
4-4-90	Gambier, OH	W	11-3

## Lake Forest (11-0)

H: 6-0/A: 5-0/N: 0-0

Date	Site	Score	Rank
3-27-83	Notre Dame, IN	W	15-7

# SERIES VS. OPPONENTS

4-4-84	Lake Forest, IL	W	11-5
3-27-85	Notre Dame, IN	W	9-2
4-15-86	Lake Forest, IL	W	7-6
4-15-87	Notre Dame, IN	W	10-4
4-1-88	Lake Forest, IL	W	11-6
4-13-88	Notre Dame, IN	W	11-7
4-12-89	Lake Forest, IL	W	14-1
4-10-90	Notre Dame, IN	W	22-8
4-23-91	Lake Forest, IL	W	18-4
3-18-92	Notre Dame, IN	W	26-3

## Lehigh (4-0)

H: 1-0/A: 1-0/N: 2-0

Date	Site	Score	Rank
3-19-89	University Park, PA	W	10-8
4-23-06	Bethesda, MD	W	17-
4-21-07	Notre Dame, IN	W	14-2
5-20-08	University Park, PA	W	14-7

## Loyola (6-14)

H: 1-5/A: 3-6/N: 2-3

Date	Site	Score	Rank
3-20-82	Baltimore, MD	L	10-27
3-23-85	Baltimore, MD	L	7-13
3-17-90	Baltimore, MD	L	3-18
3-23-91	Notre Dame, IN	L	4-20
3-2-96	Notre Dame, IN	L	7-14
3-15-97	Baltimore, MD	L	11-12
5-11-97*	Towson, MD	L	5-21
3-14-98	Hempstead, NY	L	8-16
3-20-99	Baltimore, MD	L	8-10
3-18-00	Notre Dame, IN	L	2-12
5-14-00*	Baltimore, MD	W	15-13
3-18-01	Baltimore, MD	W	10-7
3-16-02	Notre Dame, IN	L-ot	6-7
3-15-03	Notre Dame, IN	L	8-9
3-20-04	Baltimore, MD	L	7-13
2-17-07	Notre Dame, IN	W	9-7
2-16-08	Baltimore, MD	W	7-6
2-14-09	Powder Springs, GA	W	10-9
3-6-10	Baltimore, MD	W	11-9
5-26-12*	Foxborough, MA (M&T Bank Stadium) (Gillette Stadium)	L	5-7

## Marquette (14-0)

H: 8-0/A: 5-0/N: 1-0

Date	Site	Score	Rank
4-2-13	Wilmette, IL	W	17-5
4-8-14	Milwaukee, WI	W	12-7
4-7-15	Notre Dame, IN	W	14-7
4-13-16	Notre Dame, IN	W/OT	8-7
4-11-17	Notre Dame, IN	W	11-10
5-14-17	Notre Dame, IN	W	15-9
4-11-18	Milwaukee, WI	W	7-6
4-10-19	Notre Dame, IN	W	13-6
3-17-21	Notre Dame, IN	W	10-3
4-12-22	Milwaukee, WI	W	12-5
2-15-23	Notre Dame, IN	W	21-10
2-18-24	Milwaukee, WI	W	21-8
2-15-25	Notre Dame, IN	W	22-9
2-14-26	Milwaukee, WI	W	16-11

## Maryland (10-10)

H: 3-5/A: 3-4/N: 4-1

Date	Site	Score	Rank
5-20-95*	College Park, MD	L	11-14
5-3-03	Notre Dame, IN	L	4-10
5-3-04	College Park, MD	L/2OT	8-9
5-10-09*	Notre Dame, IN	L	3-7
5-22-10*	Princeton, NJ	W	7-5

4-19-14	Notre Dame, IN	L	8-12
4-25-14@	Chester, PA	W	6-5
5-24-14*	Baltimore, MD	W	11-6
3-5-16	Orange County, CA	W	9-4
3-4-17	Notre Dame, IN	W	5-4
3-3-18	College Park, MD	L	10-12
3-3-19	Notre Dame, IN	W/OT	14-13
2-29-20	College Park, MD	L	9-14
5-23-21*	Notre Dame, IN	L/OT	13-14
3-5-22	Notre Dame, IN	L	9-11
3-4-23	College Park, MD	W/OT	13-12
3-3-24	Notre Dame, IN	W	14-9
5-27-24*	Philadelphia, PA	W	15-5
3-1-25	Atlanta, GA	L	10-11
2-28-26	College Park, MD	W	11-8

## UMBC (3-1)

H: 1-0/A: 1-1/N: 1-0

Date	Site	Score	Rank
3-11-92	Baltimore, MD	L	7-13
3-20-93	Notre Dame, IN	W	16-4
3-12-95	Baltimore, MD	W	11-2
3-9-96	Annapolis, MD	W	14-4

## Massachusetts (1-4)

H: 0-2/A: 0-2/N: 0-0

Date	Site	Score	Rank
4-22-95	Amherst, MA	L	9-10
4-20-96	Notre Dame, IN	L	5-8
4-20-97	Amherst, MA	L	5-6
4-19-98	Notre Dame, IN	L	7-8
4-24-99	Amherst, MA	W	9-7

## Michigan (8-1)

H: 4-1/A: 4-0/N: 0-0

Date	Site	Score	Rank
2-1-15	Ann Arbor, MI	W	17-8
2-26-17	Notre Dame, IN	W	16-5
3-21-18	Notre Dame, IN	L	12-13
3-19-19	Ann Arbor, MI	W	12-9
3-19-22	Notre Dame, IN	W	12-7
3-18-23	Ann Arbor, MI	W	18-8
3-16-24	Notre Dame, IN	W	19-9
3-15-25	Ann Arbor, MI	W	19-7
3-14-26	Notre Dame, IN	W	9-4

## Michigan State (13-5)

H: 7-2/A: 6-3/N: 0-0

Date	Site	Score	Rank
4-8-81	East Lansing, MI	W	12-4
4-22-81	Notre Dame, IN	W	8-5
3-31-82	East Lansing, MI	W	9-4
5-1-82	Notre Dame, IN	W	11-7
4-12-83	East Lansing, MI	W	7-6
5-5-84	Notre Dame, IN	W	11-10
5-4-85	East Lansing, MI	W	15-5
5-3-86	Notre Dame, IN	L	11-12
4-29-87	East Lansing, MI	L	5-16
4-27-88	Notre Dame, IN	W	10-7
4-26-89	East Lansing, MI	L	7-9
5-2-90	Notre Dame, IN	W	12-6
5-4-91	East Lansing, MI	L	8-10
5-1-92	Notre Dame, IN	L	13-14
5-1-93	East Lansing, MI	W	13-11
4-29-94	Notre Dame, IN	W/OT	12-11
4-29-95	East Lansing, MI	W	13-6
4-26-96	Notre Dame, IN	W	12-4

## Morgan State (0-1)

H: 0-0/A: 0-1/N: 0-0

Date	Site	Score	Rank
3-20-81	Baltimore, MD	L-ot	12-13

## Mount St. Mary's (2-2)

H: 1-0/A: 1-2/N: 0-0

Date	Site	Score	Rank
3-17-82	Emmitsburg, MD	L	4-14
3-16-91	Emmitsburg, MD	L	9-12
4-11-92	Notre Dame, IN	W	13-3
3-11-93	Emmitsburg, MD	W	15-11

## Mount Union (4-0)

H: 2-0/A: 2-0/N: 0-0

Date	Site	Score	Rank
4-9-83	Notre Dame, IN	W	28-4
4-10-84	Mount Vernon, OH	W	15-0
4-10-85	Notre Dame, IN	W	23-2
4-11-86	Mount Vernon, OH	W	17-6

## New Hampshire (2-1)

H: 1-0/A: 0-0/N: 1-1

Date	Site	Score	Rank
3-24-85	Baltimore, MD	L	3-12
3-13-93	Boston, MA	W	17-7
3-19-94	Notre Dame, IN	W	14-4

## North Carolina (15-11)

H: 10-2/A: 4-7/N: 1-2

Date	Site	Score	Rank
3-5-95	Chapel Hill, NC	L	8-11
4-13-96	Notre Dame, IN	L	10-11
3-8-03	Chapel Hill, NC	W	10-8
3-14-04	Notre Dame, IN	L	11-14
3-12-05	Carson, CA	W	9-7

(Home Depot Center)

3-11-06	Notre Dame, IN	W	9-7
3-10-07	Chapel Hill, NC	L	8-11
3-8-08	Chapel Hill, NC	L	6-8
3-8-09	Notre Dame, IN	W	9-7
5-6-11	Chapel Hill, NC	L/OT	8-9
3-2-13	Notre Dame, IN	W/3OT	2-9
3-1-14	Chapel Hill, NC	W	11-10
3-21-15	Notre Dame, IN	W	15-14
4-23-16	Chapel Hill, NC	L	15-17
5-22-16*	Columbus, OH	L	9-13
4-22-17	Notre Dame, IN	W	14-13
4-30-17@	Durham, NC	L	10-14
4-21-18	Chapel Hill, NC	L	9-10
4-20-19	Notre Dame, IN	W	12-10
4-25-21	Chapel Hill, NC	L	10-12
4-21-22	Notre Dame, IN	W	12-5
4-22-23	Notre Dame, IN	W	16-9
5-6-23	Chapel Hill, NC	W	18-9
4-20-24	Notre Dame, IN	W	14-6
4-19-25	Chapel Hill, NC	W	12-6
4-11-26	Notre Dame, IN	W	10-5

## Oberlin (1-0)

H: 1-0/A: 0-0/N: 0-0

Date	Site	Score	Rank
4-30-83	Notre Dame, IN	W	19-2

## Ohio State (38-13)

H: 18-5/A: 17-8/N: 3-0

Date	Site	Score	Rank
4-16-81	Notre Dame, IN	L	6-9
4-30-81	Columbus, OH	L	9-10
3-21-82	Baltimore, MD	W	14-10
4-15-82	Columbus, OH	L	10-14
4-28-82	Notre Dame, IN	W	21-13

# SERIES VS. OPPONENTS

4-6-83	Columbus, OH	L/OT	10-11	
4-28-84	Notre Dame, IN	W	17-4	
5-1-85	Columbus, OH	W	10-4	
4-30-86	Columbus, OH	W	13-9	
5-2-87	Columbus, OH	W	16-11	
4-30-88	Notre Dame, IN	L	4-6	
4-29-89	Columbus, OH	L	5-7	
4-28-90	Notre Dame, IN	W	14-11	
4-27-91	Columbus, OH	W	11-7	
4-25-92	Notre Dame, IN	W	12-6	
4-24-93	Columbus, OH	W	11-7	16-
4-23-94	Notre Dame, IN	W	19-10	15-
5-6-95	Columbus, OH	W	19-7	13-
5-4-96	Notre Dame, IN	W	13-4	11-
5-3-97	Columbus, OH	W	20-9	9-
4-2-98	Notre Dame, IN	W	12-2	19-
4-14-99	Columbus, OH	L	4-5	14-
4-1-00	Notre Dame, IN	W	13-4	15-
4-1-01	Columbus, OH	W	13-4	t7-
5-4-02	Notre Dame, IN	W	7-3	-19
4-6-03	Columbus, OH	L	5-11	15-19
3-31-04	Notre Dame, IN	L	8-9	13-17
4-29-05	Columbus, OH	W	16-5	
4-29-06	Notre Dame, IN	W	10-8	15-
4-28-07	Columbus, OH	W	12-6	10-20
4-27-08	Notre Dame, IN	W	17-12	7-9
5-4-08^	Birmingham, MI	W	9-2	6-10
4-25-09	Columbus, OH	W	14-8	3-
	(Ohio Stadium)			
5-3-09^	Birmingham, MI	W	16-7	2-
3-20-10	Notre Dame, IN	W/OT	7-6	9-
3-23-11	Notre Dame, IN	W	8-7	3-20
3-21-12	Columbus, OH	W	8-7	6-
3-20-13	Notre Dame, IN	W	9-4	3-8
3-25-14	Columbus, OH	W	13-7	7-
3-21-15	Notre Dame, IN	W	9-0	3-15
3-26-16	Columbus, OH	W	9-8	2-
3-25-17	Notre Dame, IN	W	12-7	2-4
3-25-18	Columbus, OH	W	9-8	4-
3-23-19	Notre Dame, IN	L/OT	10-11	11-5
3-10-20	Columbus, OH	L	11-13	14-18
3-12-22	Columbus, OH	L	11-14	10-11
3-11-23	Notre Dame, IN	W	16-3	2-10
3-9-24	Columbus, OH	W	13-10	3-
3-8-25	Notre Dame, IN	L	9-10	2-15
5-11-25*	Columbus, OH	W	15-6	10-2
3-7-26	Columbus, OH	W	9-8	1-7

## Ohio Wesleyan (1-12)

H: 0-7/A: 1-5/N: 0-0				
Date	Site	Score	Rank	
4-3-81	Notre Dame, IN	L	5-17	
4-3-82	Delaware, OH	L	9-12	
4-16-83	Notre Dame, IN	L	12-14	
4-7-84	Delaware, OH	L	5-12	
4-27-85	Notre Dame, IN	L	4-16	
4-26-86	Delaware, OH	L	5-17	
4-25-87	Notre Dame, IN	L	5-17	
4-23-88	Delaware, OH	L	1-17	
4-22-89	Notre Dame, IN	L	5-18	
4-21-90	Delaware, OH	L	6-16	
4-20-91	Notre Dame, IN	L	9-14	
3-31-92	Delaware, OH	W	11-5	
4-17-93	Notre Dame, IN	L	8-13	16-

## Pennsylvania (4-2)

H: 4-0/A: 0-2/N: 0-0				
Date	Site	Score	Rank	
3-4-00	Philadelphia, PA	L	7-10	12-
3-4-01	Notre Dame, IN	W	10-8	10-
3-3-02	Philadelphia, PA	L	6-7	11-
3-1-03	Notre Dame, IN	W	14-5	17-23
5-14-11*	Notre Dame, IN	W	13-6	4-16
4-26-25	Notre Dame, IN	W	10-8	6-

## Penn State (15-7)

H: 7-3/A: 8-3/N: 0-1				
Date	Site	Score	Rank	
3-18-89	University Park, PA	L	1-9	
2-27-94	Notre Dame, IN	W	12-9	17-17
2-26-95	University Park, PA	L	14-15	17-16
2-28-97	University Park, PA	W	9-5	14-16
3-1-98	Notre Dame, IN	W	14-9	13-14
2-28-99	University Park, PA	L	8-13	19-22
2-27-00	Notre Dame, IN	W	10-4	14-13
2-25-01	State College, PA	W	10-8	11-18
2-24-02	Notre Dame, IN	L/OT	9-10	11-16
2-23-03	University Park, PA	W	10-9	17-16
2-29-04	Notre Dame, IN	W	17-7	11-17
2-27-05	University Park, PA	W	14-6	10-21
2-26-06	Notre Dame, IN	W	8-4	12-14
2-25-07	University Park, PA	W	11-8	11-
2-24-08	Notre Dame, IN	W	15-9	5-
2-22-09	University Park, PA	W	13-8	8-
2-28-10	Notre Dame, IN	W	12-8	3-
2-27-11	University Park, PA	W	6-2	3-
2-26-12	Notre Dame, IN	L/OT	3-4	2-20
2-24-13	University Park, PA	W-ot	10-9	3-8
2-22-14	Notre Dame, IN	L	7-8	4-12
5-18-25*	Annapolis, MD	L	12-14	10-7

## Princeton (1-2)

H: 0-0/A: 1-0/N: 0-2				
Date	Site	Score	Rank	
3-14-95	Baltimore, MD	L	4-6	17-4
5-16-10*	Princeton, NJ	W	8-5	14-6
5-25-26	Charlottesville, VA	L	9-16	2-1

## Providence (4-0)

H: 2-0/A: 2-0/N: 0-0				
Date	Site	Score	Rank	
4-17-10	Notre Dame, IN	W	11-3	
4-23-11	Providence, RI	W	14-3	1-
4-7-12	Notre Dame, IN	W	9-1	6-
4-7-13	Providence, RI	W	13-8	4-

## Quinnipiac (6-0)

H: 2-0/A: 2-0/N: 2-0				
Date	Site	Score	Rank	
5-6-06	Notre Dame, IN	W	19-7	15-
5-5-07	Hamden, CT	W	14-9	8-
4-18-08	South Bend, IN (School Field)	W	16-6	10-
5-2-08^	Birmingham, MI	W	10-6	6-
4-18-09	Hamden, CT	W	10-2	3-
5-1-09^	Birmingham, MI	W	7-4	2-

## Radford (6-0)

H: 2-0/A: 3-0/N: 1-0				
Date	Site	Score	Rank	
3-14-81	Radford, VA	W	17-5	
4-3-85	Notre Dame, IN	W	11-7	
3-28-86	Radford, VA	W	9-6	
3-16-87	Radford, VA	W	12-3	
3-6-90	Notre Dame, IN	W	10-8	

3-13-91 Charlottesville, VA W 13-7

## Richmond (3-1)

H: 2-0/A: 0-1/N: 1-0				
Date	Site	Score	Rank	
2-24-18	Notre Dame, IN	W	11-7	7-
2-23-19	Richmond, VA	L	8-9	6-
2-23-20	Notre Dame, IN	W	13-5	6-17
4-4-26	Chicago, IL	W	12-8	5-1

## Robert Morris (2-0)

H: 2-0/A: 0-0/N: 0-0				
Date	Site	Score	Rank	
4-12-14	Notre Dame, IN	W	15-5	10-
2-27-21	Notre Dame, IN	W	19-7	8-

## Rutgers (6-2)

H: 2-2/A: 4-0/N: 0-0				
Date	Site	Score	Rank	
3-9-94	Piscataway, NJ	W/OT	8-7	17-15
3-21-98	Notre Dame, IN	L	12-13	13-
3-9-01	Piscataway, NJ	W	9-4	7-18
3-9-02	Notre Dame, IN	W	11-6	20-
3-27-10	Notre Dame, IN	L	8-10	8-
3-27-11	Piscataway, NJ	W	8-3	3-
3-25-12	Notre Dame, IN	W	12-9	6-
3-24-13	Piscataway, NJ	W	7-6	3-

## Saint Bonaventure (1-0)

H: 1-0/A: 0-0/N: 0-0				
Date	Site	Score	Rank	
3-1-92	Notre Dame, IN	W	23-4	

## San Diego State (1-0)

H: 0-0/A: 1-0/N: 0-0				
Date	Site	Score	Rank	
3-31-91	San Diego, CA	W	18-10	

## Stony Brook (1-2)

H: 1-0/A: 0-2/N: 0-0				
Date	Site	Score	Rank	
4-8-85	Stony Brook, NY	L/OT	12-13	
4-8-89	Stony Brook, NY	L	7-8	
4-13-92	Notre Dame, IN	W	14-3	

## St. John's (4-2)

H: 2-1/A: 1-0/N: 1-1				
Date	Site	Score	Rank	
4-19-09	Notre Dame, IN	W	12-2	3-
4-24-10	Queens, NY	W	13-6	15-
4-16-11	Notre Dame, IN	W	10-7	2-
4-1-12	East Rutherford, NJ (MetLife Stadium)	W	13-6	6-
5-3-12^	Villanova, PA	L	7-8	2-
3-30-13	Notre Dame, IN	L	10-12	1-19

## Syracuse (13-12)

H: 7-2/A: 4-5/N: 2-5				
Date	Site	Score	Rank	
5-26-01*	Piscataway, NJ	L	5-12	4-2
3-11-04	Syracuse, NY	L	13-19	5-3
5-18-08*	Ithaca, NY	L	9-11	5-3
5-1-10	Notre Dame, IN	L	6-12	12-2
4-30-11	Syracuse, NY	L	8-11	1-4
4-28-12	Notre Dame, IN	W	8-6	3-17
4-27-13	East Rutherford, NJ (MetLife Stadium)	L	4-10	1-7
5-2-13^	Villanova, PA	L	3-9	5-3
3-29-14	Syracuse, NY	L	10-11	7-10
4-27-14@	Chester, PA	W	15-14	9-4
3-28-15	Notre Dame, IN	W/OT	13-12	2-1
4-2-16	Syracuse, NY	W	17-7	2-7
4-1-17	Notre Dame, IN	L	10-11	1-3

# SERIES VS. OPPONENTS

3-31-18	Syracuse, NY	L	6-10	6-9
3-30-19	Notre Dame, IN	W	13-10	12-8
4-3-21	Syracuse, NY	W	18-11	9-4
5-1-21	Notre Dame, IN	W	22-8	4-9
4-2-22	Notre Dame, IN	W	22-6	16-18
5-1-22	Syracuse, NY	W	18-11	7-
4-1-23	Syracuse, NY	W	20-12	3-
3-30-24	Notre Dame, IN	W	14-12	1-3
4-5-25	Syracuse, NY	L	9-14	5-7
5-11-25@	Charlotte, NC	L	12-14	6-12
4-25-26	Notre Dame, IN	W	16-11	1-5
5-23-26*	Charlottesville, VA	W	15-7	2-7

## Towson (1-0)

H: 1-0/A: 0-0/N: 0-0				
5-9-15*	Notre Dame, IN	W	12-10	1-17

## Utah (1-0)

H: 1-0/A: 0-0/N: 0-0			
Date	Site	Score	Rank
5-13-23*	Philadelphia	W	20-7 3-

## Vermont (2-0)

H: 0-0/A: 1-0/N: 1-0			
Date	Site	Score	Rank
3-18-85	Burlington, VT	W	8-6
3-21-09	Dallas, TX	W	13-7 3-

## Villanova (12-5)

H: 6-1/A: 6-2/N: 0-2			
Date	Site	Score	Rank
3-21-87	Long Island, NY	L	6-7
3-10-90	Villanova, PA	L	5-13
3-30-91	Notre Dame, IN	L	9-15
3-7-92	Philadelphia, PA (Franklin Field)	L	10-14
3-19-95	Notre Dame, IN	W	15-7 17-
3-12-96	Villanova, PA	W	8-2 15-
3-13-99	Villanova, PA	W	14-10 19-
4-19-00	Notre Dame, IN	W	17-9 12-
3-28-05	Villanova, PA	W	11-7 9-
3-14-06	Villanova, PA	W	10-7 11-
4-3-07	Notre Dame, IN	W	15-5 13-
3-4-08	Villanova, PA	W	16-6 5-
3-31-09	Notre Dame, IN	W	9-7 3-
4-3-10	Villanova, PA	L	8-9 15-13
4-2-11	Notre Dame, IN	W	12-8 2-8
4-21-12	Villanova, PA	W	10-7 4-11
4-20-13	Notre Dame, IN	W	1-9 2-19

## Virginia (12-12)

H: 4-1/A: 5-9/N: 2-2			
Date	Site	Score	Rank
5-15-93*	Charlottesville, VA	L	9-19 15-5
5-14-94*	Charlottesville, VA	L	4-23 14-5
3-14-01	Charlottesville, VA	W	11-8 6-7
3-12-02	Charlottesville, VA	L	5-7 19-4
3-11-03	Alexandria, VA	L	8-14 9-1
5-13-06*	Charlottesville, VA	L	10-14 15-1
5-20-12*	Chester, PA	W	12-10 4-5
3-16-14	Notre Dame, IN	W	18-9 11-7
3-14-15	Charlottesville, VA	W	11-9 7-4
3-19-16	Notre Dame, IN	W/OT	8-7 2-
3-18-17	Charlottesville, VA	W/OT	11-10 3-13
3-17-18	Notre Dame, IN	W	9-7 4-7
4-29-18@	Charlottesville, VA	W	17-7 16-11
3-16-19	Charlottesville, VA	L	11-13 7-11
5-4-19@	Charlottesville, VA	L	4-10 9-5
3-27-21	Notre Dame, IN	L	11-12 6-9
3-26-22	Charlottesville, VA	L	8-12 12-2

3-25-23	South Bend, IN	L	10-15	1-3
4-30-23	Charlottesville, VA	L	8-12	1-3
5-27-23*	Philadelphia, PA	W/OT	13-12	3-2
4-27-24	Charlottesville, VA	W	11-9	1-6
5-3-24@	Charlotte, NC	W	18-9	1-5
4-12-25	Notre Dame, IN	W	12-7	9-
3-28-26	Charlottesville, VA	L	9-11	1-
5-1-26@	Charlotte, NC	L	10-15	1-8

## Virginia Military Institute (1-0)

H: 0-0/A: 1-0/N: 0-0			
Date	Site	Score	Rank
3-14-86	Lexington, VA	W	15-9

## Washington & Lee (0-2)

H: 0-0/A: 0-2/N: 0-0			
Date	Site	Score	Rank
3-26-86	Lexington, VA	L	9-13
3-18-87	Lexington, VA	L	10-13

## William & Mary (0-2)

H: 0-0/A: 0-2/N: 0-0			
Date	Site	Score	Rank
3-23-84	Williamsburg, VA	L	6-16
3-31-86	Williamsburg, VA	L	3-12

## Wittenburg (6-0)

H: 3-0/A: 3-0/N: 0-0			
Date	Site	Score	Rank
4-19-83	Notre Dame, IN	W	18-1
4-18-84	Springfield, OH	W	23-4
4-28-85	Notre Dame, IN	W	18-3
4-25-86	Springfield, OH	W	11-6
4-26-87	Notre Dame, IN	W	26-1
4-21-88	Springfield, OH	W	14-6

## Wooster (9-1)

H: 5-0/A: 4-1/N: 0-0			
Date	Site	Score	Rank
4-11-81	Wooster, OH	W	6-5
4-10-82	Notre Dame, IN	W	12-6
4-21-83	Wooster, OH	L	16-22
4-14-84	Notre Dame, IN	W	11-6
4-13-85	Wooster, OH	W	15-10
4-5-86	Notre Dame, IN	W	11-7
3-26-88	Notre Dame, IN	W	14-4
4-1-89	Wooster, OH	W	8-7
3-24-90	Notre Dame, IN	W	12-8
4-16-91	Wooster, OH	W	13-7

## Yale (1-1)

H: 1-0/A: 0-0/N: 0-1			
Date	Site	Score	Rank
3-13-83	Baltimore, MD	L	5-17
5-13-12*	Notre Dame, IN	W	13-7 4-11

# IRISH IN THE PROS

**Jimmy Keenan ('98)***MLL*

New York Saints ('99-'00)

*MLL*

New Jersey Pride ('01-'03)

**Todd Rصاص ('98)***MLL*

New Jersey Pride ('03)

Chicago Machine ('06)

**Steve Bishko ('01)***MLL*

Rochester Rattlers ('01-'02)

**David Ulrich ('01)***MLL*

Baltimore Bayhawks ('01)

**Mike Adams ('01)***MLL*

Bridgeport Barrage ('02)

**Tom Glatzel ('01)***MLL*

Boston Cannons ('01-'03)

**Devin Ryan ('02)***MLL*

Bridgeport Barrage ('02)

**Brian Giordano ('05)***MLL*

Boston Cannons ('05)

**Pat Walsh ('06)***MLL*

Long Island Lizards ('06)

**D.J. Driscoll ('06)***MLL*

Los Angeles Riptide ('06-'08)

Chicago Machine ('09)

Rochester Rattlers ('10)

*NLL*

Portland LumberJax ('07)

**Brian Hubschmann ('07)***MLL*

Long Island Lizards ('07-'08)

**Lucius Polk ('07)***MLL*

Los Angeles Riptide ('08)

**Taylor Clagett ('08)***MLL*

Los Angeles Riptide ('08)

**Sean Dougherty ('08)***MLL*

Washington Bayhawks ('08)

**Joey Kemp ('08)***MLL*

Los Angeles Riptide ('08)

Chesapeake Bayhawks ('10, '11)

New York Lizards ('13)

**Michael Podgajny ('08)***MLL*

San Francisco Dragons ('08)

Boston Cannons ('09)

Denver Outlaws ('10)

**Ross Zimmerman ('08)***MLL*

San Francisco Dragons ('08)

**Alex Wharton ('08)***MLL*

Washington Bayhawks ('08)

**Ryan Hoff ('09)***MLL*

Chicago Machine ('09)

Denver Outlaws ('11)

*NLL*

Rochester Knighthawks ('09)

**Regis McDermott ('09)***MLL*

Long Island Lizards ('09)

Toronto/Hamilton Nationals ('10, '11)

**Duncan Swezey ('09)***MLL*

Denver Outlaws ('10)

**Neal Hicks ('10)***MLL*

Chesapeake Bayhawks ('11-'13)

**Grant Krebs ('10)**

Boston Cannons ('10)

Toronto/Hamilton Nationals ('10, '11)

**Scott Rodgers ('10)***MLL*

Toronto/Hamilton Nationals ('10-'13)

Ohio Machine ('13-'18)

*NLL*

Minnesota Swarm ('10-'11)

*PLL*

Atlas ('19-'20)

**Zach Brenneman ('11)***MLL*

Long Island Lizards ('11)

**David Earl ('11)***MLL*

Hamilton Nationals ('11-'12)

New York Lizards ('13-'14)

Florida Launch ('15-present)

*NLL*

Minnesota Swarm ('13-'15)

Georgia Swarm ('16) Swarm relocated in 2016

**Kevin Ridgway ('11)***MLL*

Hamilton Nationals ('11-'12)

New York Lizards ('13)

**Sam Barnes ('11)***MLL*

Long Island Lizards ('11)

Rochester Rattlers ('11)

**Andrew Irving ('11)***MLL*

Denver Outlaws ('11)

Ohio Machine ('11)

**Kevin Randall ('12)***MLL*

Charlotte Hounds ('12)

Rochester Rattlers ('13)

Florida Launch ('16)

*NLL*

Philadelphia Wings ('12)

**Sean Rogers ('12)***MLL*

Denver Outlaws ('13)

**Quinn Cully ('13)***MLL*

Boston Cannons ('13)

**John Kemp ('13)***MLL*

Rochester Rattlers ('13)

**Matt Miller ('13)***MLL*

Rochester Rattlers ('13-'16)

**Steve Murphy ('13)***MLL*

New York Lizards ('13)

**Stephen O'Hara ('14)***MLL*

Ohio Machine ('14-'15)

Charlotte Hounds ('16)

**Conor Doyle ('15)***MLL*

Chesapeake Bayhawks (2015 Draft Pick)

Atlanta Blaze '16

**Jack Near ('15)***MLL*

Rochester Rattlers ('15-'18)

*PLL*

Redwoods ('19-'22)

**Nick Ossello ('15)***MLL*

Denver Outlaws (2015 Draft Pick)

Chesapeake Bayhawks '16-'18

*PLL*

Redwoods ('19-'21)

**Matt Landis ('16)***MLL*

Florida Launch (2016 Draft Pick #3 overall)

*PLL*

Redwoods ('19)

**Matt Kavanagh ('16)***MLL*

Denver Outlaws (2016 Draft Pick #5 overall)

*PLL*

Redwoods ('19-'22)

Cannons ('23-'24)

**Sergio Perkovic ('17)***MLL*

Boston Cannons (2017 Draft Pick #2 overall)

*PLL*

Redwoods ('19-'23)

Chaos ('24-'25)

**Garrett Epple ('17)***MLL*

Atlanta Blaze (2017 Draft Pick)

*PLL*

Redwoods ('19-'23)

Cannons ('24-'25)

**John Sexton ('18)***MLL*

Dallas Rattlers (2018 Draft Pick)

*PLL*

Redwoods ('19-'23)

**Carlson Milikin ('18)***MLL*

Ohio Machine (2018 Draft Pick)

Atlanta Blaze ('19)

**Ryder Garnsey ('19)***PLL*

Redwoods ('19-present)

**Brendan Gleason ('19)***PLL*

Redwoods ('19-'20)

**Drew Schantz ('19)***MLL*

Atlanta Blaze ('19)

**Bryan Costabile ('20)***PLL*

Atlas ('20-present)

**Pat Aslanian ('20)***PLL*

Chrome ('21-'22)

Cannons ('23-'24)

# MLL/PLL DRAFT SELECTIONS

## Jack KIELTY ('21)

**PLL**  
Cannons ('21-present)

## Kyle GALLAGHER ('21)

**PLL**  
Chaos ('21)  
Chrome ('22)

## Kyle THORNTON ('21)

**PLL**  
Chaos ('21)  
Redwoods ('21)

## Charlie LEONARD ('21)

**PLL**  
Redwoods ('21)

## Arden COHEN ('22)

**PLL**  
Redwoods ('22-present)

## Wheaton JACKOBOICE ('22)

**PLL**  
Whipsnakes ('22-'24)

## Brian TEVLIN ('23)

**PLL**  
Redwoods ('23-present)

## Chris FAKE ('23)

**PLL**  
Waterdogs ('23)  
Redwoods ('24-present)

## Liam ENTENMANN ('24)

**PLL**  
Atlas ('24-present)

## Pat KAVANAGH ('24)

**PLL**  
Cannons ('24)  
Outlaws ('25-present)

## Eric DOBSON ('24)

**PLL**  
Chaos ('24-'25)

## Chris CONLIN ('24)

**PLL**  
Redwoods ('24-present)

## Carter PARLETTE ('24)

**PLL**  
Cannons ('24)  
Redwoods ('25)

## Chris KAVANAGH ('25)

**PLL**  
Redwoods ('25-present)

## Jake TAYLOR ('25)

**PLL**  
Waterdogs ('25-present)

## Ben RAMSEY ('25)

**PLL**  
Cannons ('25-present)

## Will DONOVAN ('26)

**PLL**  
Cannons ('26-present)

## Josh YAGO ('26)

**PLL**  
Waterdogs ('26-present)

Here's a complete history of Notre Dame Major League Lacrosse Draft selections:

Year	Player	Round	Team
2001	Steve Bishko	3rd	Rochester
	Tom Glatzel	4th	Baltimore
	David Ulrich	5th	Baltimore
2002	Devin Ryan	4th	Bridgeport
2005	Brian Giordano	4th	Boston
2006	DJ Driscoll	2nd	Los Angeles
	Pat Walsh	4th	Long Island
2007	Brian Hubschmann	5th	Long Island
2008	Mike Podgajny	1st (7th)	San Francisco
	Joey Kemp	3rd	Los Angeles
2009	Sean Dougherty	4th	Washington
	Taylor Claggett	5th	Los Angeles
	Ryan Hoff	3rd	Chicago
	Regis McDermott	3rd	Long Island
	Scott Rodgers	2nd	Toronto
2010	Grant Krebs	8th	Boston
	Zach Brenneman	1st (5th)	Long Island
2011	David Earl	3rd	Hamilton
	Kevin Ridgway	3rd	Hamilton
2012	Sam Barnes	5th	Long Island
	Andrew Irving	6th	Denver
	Kevin Randall	7th	Charlotte
2013	John Kemp	4th	Rochester
	Matt Miller	6th	Rochester
	Steve Murphy	7th	New York
	Quinn Cully	8th	Boston
2014	Steve O'Hara	6th	Ohio
	Jack Near	1st (7th)	Rochester
2015	Conor Doyle	6th	Chesapeake
	Nick Ossello	8th	Denver
	Matt Landis	1st (3rd)	Florida
2016	Matt Kavanagh	1st (5th)	Denver
	Sergio Perkovic	1st (2nd)	Boston
2017	Garrett Epple	2nd	Atlanta
	John Sexton	2nd	Dallas
2018	Carlson Milikin	4th	Ohio
	Charlie Trense	1st (7th)	New York
2020	Patrick Aslanian	3rd	Denver

Here's a complete history of Notre Dame Premier Lacrosse League Draft selections:

Year	Player	Round	Team
2019	Brendan Gleason	3rd	Redwoods
2020	Bryan Costabile	1st (2nd)	Atlas
2021	Jack Kielty	2nd	Cannons
2021	Kyle Gallagher	2nd	Chaos
2021	Kyle Thornton	3rd	Chaos
2021	Charlie Leonard	4th	Redwoods
2022	Andrew Cohen	1st (3rd)	Redwoods
2022	Wheaton Jackoboice	2nd	Whipsnakes
2022	Jason Reynolds	4th	Waterdogs
2023	Brian Tevlin	2nd	Redwoods
2023	Chris Fake	3rd	Waterdogs
2024	Liam Entenmann	1st (5th)	Atlas
2024	Pat Kavanagh	1st (6th)	Cannons
2024	Eric Dobson	2nd	Chaos
2025	Jake Taylor	2nd	Waterdogs
2025	Chris Kavanagh	2nd	Redwoods
2025	Ben Ramsey	4th	Cannons
2026	Will Donovan	2nd	Cannons
2026	Josh Yago	3rd	Waterdogs

# IRISH IN INTERNATIONAL PLAY

---

ILF - International Lacrosse Federation  
FIL - Federation of International Lacrosse

## **Mike Iorio – Defenseman ('95)**

---

United States  
1992 ILF Under-19 World Championship  
Gold Medal

## **Todd Rassas – Defenseman ('98)**

---

United States  
2002 ILF World Championship  
Gold Medal

2006 ILF World Championship  
Silver Medal

## **Pat Walsh – Attackman ('06)**

---

United States  
2003 ILF Under-19 World Championship  
Gold Medal

## **D.J. Driscoll – Defenseman ('06)**

---

United States  
2010 FIL World Championship  
Gold Medal

## **Scott Rodgers – Goalie ('10)**

---

United States  
2011, 2012, 2013 Champion Challenge

## **David Earl – Midfielder ('11)**

---

Canada  
2014 FIL World Championship  
Gold Medal

## **Matt Kavanagh – Attackman ('16)**

---

United States  
2012 FIL Under-19 World Championship  
Gold Medal  
Tournament MVP

## **Kyle Trolley – Midfielder ('16)**

---

Canada  
2012 FIL Under-19 World Championship  
Silver Medal

## **Nick Koshansky – Midfielder ('17)**

---

Russia  
2014 FIL World Championship

## **Hugh Crance – Midfielder ('19)**

---

United States  
2016 FIL Under-19 World Championship  
30-Man Roster

## **Alex Hurdle – Defenseman ('18)**

---

Philippines  
2018 FIL World Championship

## **Conor Kelly – Goalkeeper ('15)**

---

Ireland  
2018 FIL World Championship

## **Jose Boyer – ('22)**

---

Puerto Rico  
2018 FIL World Championship

## **Liam Entenmann – Goalie ('24)**

---

United States  
2022 FIL Under-19 World Championship  
Gold Medal

## **Pat Kavanagh – Attackman ('24)**

---

United States  
2022 FIL Under-19 World Championship  
Gold Medal

## A Remembrance Of Former Irish Coach Rich O'Leary



Names like Ara Parseghian, Digger Phelps, Dan Devine, and Lou Holtz dot the list of those who numbered as University of Notre Dame athletic department colleagues and associates of long-time athletics staffer Rich O'Leary.

While those more high-profile varsity coaches found their names in headlines, O'Leary – who lost his battle with cancer July 17, 2009 – quietly went about impacting day-to-day athletic lives all over campus for 37 years.

Hired by Moose Krause and Dominic “Nappy” Napolitano back when the department was known as Non-Varsity Athletics, O'Leary served as director of intramurals and club sports for the Office of Recreational Sports (commonly known as RecSports).

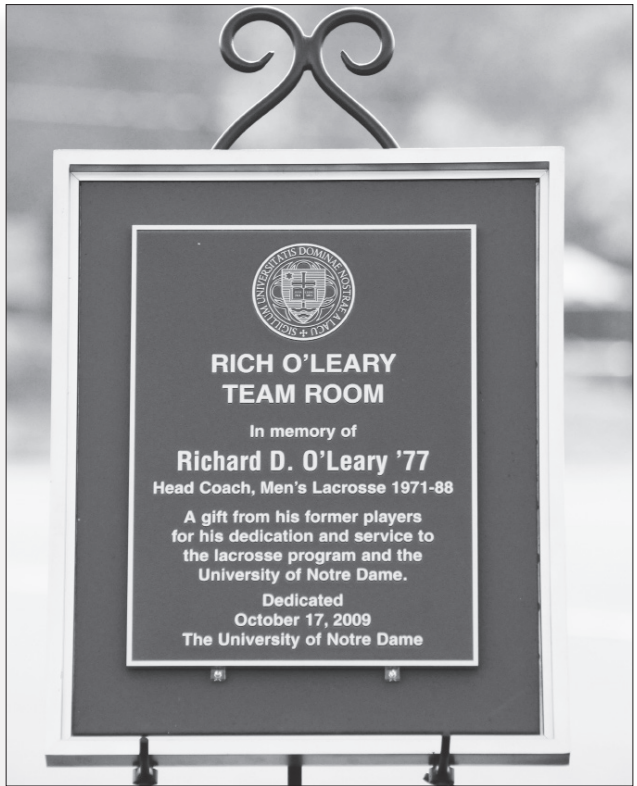
For nearly four decades he played a major role in defining athletic opportunities for, literally, thousands of Notre Dame students, faculty and staff members.

Many of those who participated in the programs he helped shape probably never knew him. Those who did worked hand in hand with a self-effacing administrator who was more than comfortable in his behind-the-scenes role.

After Napolitano died in 1986, O'Leary became the key organizer for the famed Bengal Bouts, the signature event for Notre Dame's college boxing club. After a brief lull in popularity, the Bengals have drawn more participants in recent years than ever before – even leading to a women's version known as the Baraka Bouts.

Like Ara, Digger, Dan and Lou, Rich had his own seat in the varsity coaches' locker room in the bowels of the Athletic and Convocation Center. A standout lacrosse player in his college days, he first took over the Notre Dame men's club program then continued as head coach for eight more years (only one season losing more than they won) after the team achieved varsity status in 1981.

The new Arlotta Lacrosse Stadium that opened its doors in October '09 has the O'Leary name attached to the men's team room that sits adjacent to the locker area. That's because O'Leary's former players thought so much of their mentor that their financial contributions – unbeknownst to O'Leary -- made that possible.



Current Irish lacrosse coach Kevin Corrigan, who took over O'Leary's position in 1989, took his predecessor on a golf-cart tour of that area just weeks before his death.

Even more telling are the e-mail tributes that came from O'Leary's former players, many from the far more casual and informal club sport days. Way back when in a different culture for club-level athletics, O'Leary wasn't too far removed from his charges to understand they shared adult beverages on occasion. Yet it's obvious more than a few of his players cast him as something of a father figure during their on-campus growing years.

Their tributes make you laugh and cry at the same time:

From Jim Scarola '78 – "I learned from Rich that great leaders are not defined by titles or positions they have held, but rather by the impact they have had on the people around them."

From John McLachlan '87 – "Rich would tell us, 'If you play your best game and they play their worst game, you're still going to lose.' It wasn't an overly inspirational pep talk, but unfortunately it was accurate once or twice a year."

From Brian McKeon '85: "Rich was a decent and humble soul who rarely raised his voice in anger and quietly nudged his players to meet their full potential. That is the mark of a leader."

And, from Mike Lynch '82 "Rich is what my dad used to call a gentleman's gentleman. A guy you

look up to. A guy you want to have a beer with and tell a joke to. A guy with a huge heart, a pure sense of humor and a ton of class. Quite simply, I love the guy."

The O'Learys (including wife Linda) have been friends to dozens of athletic department staffers over the years – offering access to everything from the backyard pool of their Cedar Street home (facetiously known as the "Cedar Club"), to home-cooked meals for the young, old and in between, to large social extravaganzas such as the Home Olympics.

Rich lost a kidney some years ago, and he quietly reached out to others on campus and in the community fighting kidney disease – including former Notre Dame athletic director Mike Wadsworth – to share his experiences.

He possessed a dry, low-key wit. Yet, as unassuming as he could be, he'd also be the one to do cannonballs into the pool and drive his beloved little MG (with the top down) around South Bend.

When you left the O'Leary home, even when disease was getting the best of him, Rich always walked you to your car and thanked you for coming, as if it was his privilege to have spent time with you.

Little did we realize we were the lucky ones. —John Heisler  
(Senior Associate Athletics Director for Media and Broadcast Relations at Notre Dame)