

CONTENTS

THIS IS NOTRE DAME	2
RECORDS.....	4
Single-Game Team	4
Single-Game Individual	7
Purcell Pavilion	9
Single Season Team	13
Single Season Individual	16
By Class - Individual.....	20
Career Records.....	32
Opponent Single Game.....	36
Opponent Single Season	36
1,000 PT. SCORERS	39
SINGLE-GAME 30 POINT SCORERS	49
YEAR-BY-YEAR INDIVIDUAL STATISTICAL LEADERS.....	50
YEAR-BY-YEAR STATS.....	52
HISTORY	56
All-Time Roster.....	56
All-Time Numerical Roster	57
Year-by-Year Results.....	61
All-Time Head Coaching Records.....	76
Notre Dame In the Polls // Misc. Records.....	76
NCAA CHAMIONSHIP HISTORY	77
Individual NCAA Championship Records.....	83
Team NCAA Championship Records	84
Opponent NCAA Championship Records.....	85
ALL-TIME RECORD BY OPPONENT.....	87
SERIES RECORDS	110
HONORS.....	112
INTERNATIONAL SUCCESS	118



THIS IS NOTRE DAME

IRISH AT PURCELL PAVILION

Year	W	L
1977-78	5	1
1978-79	5	0
1979-80	5	4
1980-81	6	7
1981-82	9	4
1982-83	11	2
1983-84	9	5
1984-85	11	1
1985-86	9	4
1986-87	7	6
1987-88	9	2
1988-89	10	1
1989-90	10	3
1990-91	11	2
1991-92	7	7
1992-93	8	5
1993-94	9	5
1994-95	9	2
1995-96	11	1
1996-97	11	1
1997-98	12	1
1998-99	12	1
1999-00	15	0
2000-01	15	0
2001-02	13	1
2002-03	9	4
2003-04	15	0
2004-05	14	2
2005-06	8	5
2006-07	14	2
2007-08	13	3
2008-09	11	3
2009-10	16	1
2010-11	15	2
2011-12	17	1
2012-13	13	1
2013-14	17	0
2014-15	18	1
2015-16	16	0
2016-17	16	1
2017-18	15	0
2018-19	16	1
2019-20	6	9
2020-21	7	3
2021-22	13	1
2022-23	15	2
2023-24	13	3
2024-25	16	1
2025-26	14	2
Totals	566	114

Notre Dame is 566 -114 at home, an .832 winning percentage.

SELL-OUTS AT PURCELL PAVILION

Date	Opponent/Result	Attendance
1/15/01	#1 Connecticut/W, 92-76	11,418
2/24/01	Georgetown/W, 65-53	11,418
12/31/05	#1 Tennessee/L, 51-62	11,418
1/5/08	#3 Tennessee/L, 63-87	11,418
1/27/08	#1 Connecticut/L, 64-81	11,418
12/7/08	#17 Purdue/W, 62-51	11,418
12/31/09	#18 Vanderbilt/W, 74-69	9,149
1/24/10	#16 West Virginia/W, 74-66	9,149
2/6/10	Pittsburgh/W, 86-76	9,149
2/14/10	DePaul/W, 90-66	9,149
2/23/10	Marquette/W, 82-67	9,149
3/1/10	#1 Connecticut/L, 51-76	9,149
12/5/10	Purdue/W, 72-51	9,149
1/8/11	#2 Connecticut/L, 76-79	9,149
1/23/11	St. John's/W, 69-36	9,149
2/12/11	Rutgers/W, 71-49	9,149
2/26/11	Cincinnati/W, 66-48	9,149
12/18/11	#8 Kentucky/W, 92-83	9,149
12/28/11	Longwood/W, 92-26	9,149
1/7/12	#2 Connecticut/W, 74-67 (ot)	9,149
1/21/12	Villanova/W, 76-43	9,149
1/23/12	#7 Tennessee/W, 72-44	9,149
2/5/12	DePaul/W, 90-70	9,149
2/12/12	West Virginia/L, 63-65	9,149
2/25/12	South Florida/W, 80-68	9,149
1/18/12	Massachusetts/W, 94-50	9,149
12/5/12	#3 Baylor/L, 61-73	9,149
12/29/12	#11 Purdue/W, 74-47	9,149
12/31/12	Saint Francis (Pa.)/W, 128-55	9,149
1/13/13	Rutgers/W, 71-46	9,149
1/15/13	Georgetown/W, 79-64	9,149
1/20/13	St. John's/W, 74-50	9,149
1/26/13	Providence/W, 89-44	9,149
2/2/13	Cincinnati/W, 64-42	9,149
2/26/13	#22 Syracuse/W, 79-68	9,149
3/4/13	#3 Connecticut/W, 96-87 (3ot)	9,149
2/9/14	Syracuse/W, 101-64	9,149
2/23/14	#7 Duke/W, 81-70	9,149
2/27/14	#14 North Carolina/W, 100-75	9,149
3/29/14	#21 Oklahoma State/W, 89-72	8,774
3/31/14	#5 Baylor/W, 88-69	8,774
12/6/14	#3 Connecticut/L, 58-76	9,149
1/2/15	Florida State/W, 74-68	9,149
1/11/15	Boston College/W, 104-58	9,149
1/19/15	#5 Tennessee/W, 88-77	9,149
12/30/15	Georgia Tech/W, 85-76	9,149
2/14/16	Miami/W, 90-69	9,149
2/27/16	Boston College/W, 70-58	9,149
12/7/16	#2 UConn/L, 72-61	9,149
1/29/17	Virginia/W, 82-74	9,149
2/12/17	Georgia Tech/W, 90-69	9,149
2/26/17	#8 Florida State/W, 79-61	9,149
11/9/18	Harvard/W, 103-58	9,149
12/2/18	#2 UConn/L, 89-71	9,149
12/30/18	Lehigh/W, 95-68	9,149
1/10/19	#2 Louisville/W, 82-68	9,149
3/3/19	Virginia/W, 103-66	9,149
12/4/22	#3 UConn/W, 74-60	9,149
2/5/23	#16 Duke/L, 50-60	9,149
12/17/23	Purdue/W, 76-39	9,149
3/3/24	#22 Louisville/W, 74-58	9,149
3/23/24	Kent State/W, 81-67	9,149
12/5/24	#4 Texas/W, 80-70 (OT)	9,149
12/12/24	#2 UConn/W, 79-68	9,149
12/29/24	Virginia/W, 95-54	9,149
2/9/25	#21 Cal/W, 91-52	9,149
2/17/25	#11 Duke/W, 64-49	9,149

Date	Opponent/Result	Attendance
3/2/25	#25 Louisville/W, 72-59	9,149
3/23/25	Michigan/W, 76-55	9,149

NOTES: Capacity was 11,418 through 2008-09 (currently 9,149; modified to 8,774 for 2014 NCAA regional). Rankings from AP poll at tipoff. ND 51-11 all-time when playing before home sellout crowd.

NOTES: Due to the Covid-19 pandemic, no fans were permitted for the 2020-21 season.

OVERTIME AT PURCELL PAVILION

Notre Dame is 13-6 all-time in overtime games at Purcell Pavilion

Date	Opponent and Result
12/8/79	Michigan 66, Notre Dame 60
2/25/82	Nebraska 89, Notre Dame 88 (2OT)
3/6/83	Notre Dame 68, Dayton 64
3/9/83	Notre Dame 63, Indiana 61
1/9/92	Notre Dame 76, Dayton 70 (2OT)
12/30/92	Notre Dame 78, Georgetown 72
3/21/04	Notre Dame 69, Missouri State 65 (NCAA)
12/2/04	Michigan State 82, Notre Dame 73
1/10/06	Notre Dame 67, Marquette 65
1/28/06	South Florida 68, Notre Dame 64
2/7/06	Villanova 69, Notre Dame 65
11/13/06	Notre Dame 85, Bowling Green 81
11/18/10	UCLA 86, Notre Dame 83 (2OT)
1/7/12	Notre Dame 74, Connecticut 67
3/4/13	Notre Dame 96, Connecticut 87 (3OT)
3/19/17	Notre Dame 88, Purdue 82 (NCAA)
12/20/17	Notre Dame 91, Marquette 85
2/16/23	Notre Dame 78, Louisville 76
12/5/24	Notre Dame 80, Texas 70



RECORDS

POINTS

MOST POINTS, GAME

Rank	No.	Opponent	Date
1.	128	vs. Saint Francis (Pa.)	12/31/12
	128	at Mercer	12/30/11
3.	121	vs. Mount St. Mary's	11/11/17
4.	120	vs. Pittsburgh	1/17/12
5.	118	vs. Eastern Michigan	12/15/24
6.	116	vs. Chicago State	11/9/25
7.	114	vs. Valparaiso	12/4/16
8.	113	vs. Chicago State	11/21/23
	113	vs. Liberty	11/24/89
10.	112	vs. Quinnipiac	11/25/14

MOST CONSECUTIVE POINTS

- 36 vs. Southeast Missouri on Jan. 2, 2011 (36-0 run in opening 14:39 of game)

MOST POINTS, HOME GAME

Rank	No.	Opponent	Date
1.	128	vs. Saint Francis (Pa.)	12/31/12
2.	121	vs. Mount St. Mary's	11/11/17
3.	120	vs. Pittsburgh	1/17/12
4.	118	vs. Eastern Michigan	12/15/24
5.	116	vs. Chicago State	11/9/25
6.	114	vs. Valparaiso	12/4/16
7.	113	vs. Chicago State	11/21/23
8.	112	vs. Quinnipiac	11/25/14
9.	111	vs. West Virginia	1/7/99
10	110	vs. Bellarmine	12/21/25
	110	vs. Northwestern	11/15/23

MOST POINTS, ROAD GAME

Rank	No.	Opponent	Date
1.	128	at Mercer	12/30/11
2.	110	at Valparaiso	11/23/15
3.	109	at Pittsburgh	1/16/14
4.	108	at Oklahoma	3/21/22
5.	104	at NJIT	11/12/23
	104	at Georgetown	1/19/08
7.	102	at Purdue	11/10/24
	102	at Boston College	11/23/08
9.	101	at Clemson	1/31/19
	101	at DePaul	11/17/18

MOST POINTS, LOSING EFFORT

Rank	No.	Opponent	Date
1.	95	at NC State	2/23/25
2.	94	vs. DePaul	12/11/19
3.	93	vs. Northwestern State	3/24/95
4.	90	at Georgia Tech	1/1/26
5.	87	at DePaul	1/16/95
	87	vs. Alabama	12/3/94
7.	86	at Xavier	2/6/92
	86	at Georgia	12/8/91
	86	at Detroit	2/11/87
10.	85	at Ohio	11/27/2020

MOST POINTS, BOTH TEAMS

Rank	No.	Opponent	Date
1.	201	vs. West Virginia	1/7/99
2.	199	at NC State	2/23/25
	199	vs. DePaul	12/11/19
4.	196	vs. Northwestern State	3/24/95
5.	194	vs. Illinois	12/24/98
6.	192	at Florida State	2/11/24
	192	vs. Alabama	12/3/94
8.	190	at Georgetown	1/19/08
	190	at Xavier	2/6/92
10.	187	at DePaul	12/10/14
	187	vs. Connecticut	12/8/98

MOST POINTS, HALF

Rank	No.	Opponent	Date
1.	72 (1st)	vs. Valparaiso	12/4/16
	72 (1st)	at Mercer	12/30/11
3.	66 (1st)	vs. Utah State	12/8/12
	66 (2nd)	vs. Pittsburgh	1/17/12
5.	65 (2nd)	vs. Saint Francis (Pa.)	12/31/12
	65 (1st)	vs. DePaul	12/9/15
7.	63 (1st)	vs. Saint Francis (Pa.)	12/31/12
8.	62 (1st)	vs. Chicago State	11/9/25
	62 (2nd)	vs. West Virginia	1/9/97
10.	61 (1st)	vs. Eastern Michigan	12/15/24
	61 (1st)	vs. Mount St. Mary's	11/11/17
	61 (1st)	vs. UMass Lowell	11/14/14
	61 (1st)	vs. Syracuse	2/9/14
	61 (1st)	vs. Cleveland State	11/26/02

FEWEST POINTS, GAME

Rank	No.	Opponent	Date
1.	34	vs. San Diego State	3/21/81
2.	38	vs. Villanova	1/24/04
	38	vs. Louisville	3/4/23
4.	39	vs. Villanova	3/9/03
	39	vs. Louisiana Tech	2/11/83
6.	40	vs. Virginia	2/22/81
7.	41	at Seton Hall	3/1/05
	41	vs. Purdue	12/4/92
	41	at Marquette	2/3/78
10.	42	vs. Valparaiso	11/18/01

FEWEST POINTS, HOME GAME

Rank	No.	Opponent	Date
1.	38	vs. Villanova	1/24/04
2.	39	vs. Louisiana Tech	2/11/83
3.	41	vs. Purdue	12/4/92
4.	42	vs. Valparaiso	11/18/01
5.	43	vs. NC State	2/15/24
6.	45	vs. Villanova	2/26/02
	45	vs. UCLA	12/5/81
8.	46	vs. Colorado State	12/23/02
	46	vs. Marquette	2/2/80
10.	48	four times (MRI: vs. Michigan St.)	12/13/89

FEWEST POINTS, ROAD GAME

Rank	No.	Opponent	Date
1.	41	at Seton Hall	3/1/05
	41	at Marquette	2/3/78
3.	43	at Rutgers	1/24/06
	43	at Tennessee	2/20/89
5.	45	at Seton Hall	2/8/04
	45	at Michigan State	2/26/81
7.	46	at Connecticut	1/16/10
	46	at DePaul	1/21/84



Rank	No.	Opponent	Date
9.	47	at Connecticut	1/19/26
	47	at Connecticut	1/27/07
	47	at Duke	1/16/20
	47	at Louisville	2/13/22

FEWEST POINTS, WINNING EFFORT

Rank	No.	Opponent	Date
1.	38	vs. Villanova	1/24/04
2.	41	at Seton Hall	3/1/05
3.	42	vs. Valparaiso	11/18/01
4.	46	vs. Colorado State	12/23/02
5.	48	vs. Valparaiso	12/31/77
6.	48	at Illinois State	2/19/83
7.	49	at Maryland	1/9/85
	49	at IPFW	1/24/79
9.	50	three times (MR: at Marquette)	12/19/04

FEWEST POINTS, BOTH TEAMS

Rank	No.	Opponent	Date
1.	74	vs. Villanova	1/24/04
2.	76	at Seton Hall	3/1/05
3.	77	vs. Valparaiso	11/18/01
4.	86	vs. Marquette	1/10/82
5.	89	vs. Villanova	3/9/03
	89	at Maryland	1/9/85
	89	vs. Valparaiso	12/31/77
8.	90	at IPFW	1/24/79
9.	91	vs. Colorado State	12/23/02
10.	93	at Georgia Tech	1/2/17
	93	vs. Grace	1/31/78

FEWEST POINTS, HALF

Rank	No.	Opponent	Date
1.	11 (1st)	at West Virginia	1/13/08
2.	12 (1st)	vs. Virginia	2/22/81
3.	13 (1st)	vs. Villanova	3/9/03
4.	14 (1st)	vs. Tennessee	12/31/05
5.	15 (1st)	at St. John's	3/3/08
	15 (1st)	at Louisville	1/14/06
	15 (1st)	at Seton Hall	3/1/05
	15 (1st)	at Boston College	2/15/05
	15 (1st)	vs Louisville	2/27/22
	15 (1st)	vs Louisville	3/4/23

LARGEST MARGIN OF VICTORY

Rank	No.	Opponent	Date
1.	86	at Mercer	12/30/11
2.	78	vs. Chicago State	11/21/23
	78	vs. Liberty	11/24/89
4.	76	vs. Pittsburgh	1/17/12
	76	vs. Southeast Missouri	1/2/11
6.	75	vs. Holy Cross	11/23/14
7.	73	vs. Saint Francis (Pa.)	12/31/12
8.	72	vs. Bellarmine	12/21/25
9.	69	vs. Eastern Michigan	12/15/24
10.	66	vs. Longwood	12/28/11
	66	vs. IUPUI	11/26/10

LARGEST MARGIN OF DEFEAT

Rank	No.	Opponent	Date
1.	76	vs. South Carolina	1/31/81
2.	55	at Tennessee	2/20/89
3.	42	vs. Louisiana Tech	2/11/83
	40	vs. Miami (Ohio)	1/17/81
5.	39	vs. Michigan	11/15/25
	39	vs. Tennessee	3/17/02
7.	38	at Connecticut	1/19/26

Rank	No.	Opponent	Date
8.	37	vs. San Diego State	3/21/81
9.	35	vs. Tennessee	1/1/94
	35	at Tennessee	2/14/87
	35	vs. Illinois	2/28/81

FIELD GOALS

MOST FIELD-GOALS MADE

Rank	No.	Opponent	Date
1.	48	vs. Valparaiso	12/4/16 (75 att.)
	48	vs. Pittsburgh	1/17/12 (74)
3.	47	vs. St. Francis (Pa.)	12/31/12 (76)
4.	46	vs. Eastern Michigan	12/15/24
5.	45	vs. Bellarmine	12/21/25
	45	vs. Mercyhurst	11/4/24
	45	vs. Stephen F. Austin	3/21/25
	45	vs. Chicago State	11/21/23
	45	vs. Mount St. Mary's	11/11/17
10.	44	vs. Marquette	1/21/90 (73)
	44	vs. Liberty	2/24/89 (64)
	44	vs. Butler	2/28/85 (69)

MOST FIELD-GOALS ATTEMPTED

Rank	No.	Opponent	Date
1.	97	vs. NC State	2/23/25
	97	vs. Florida State	2/11/24
	97	vs. Grace	1/31/78 (31 made)
4.	93	vs. IPFW	1/24/78 (31)
5.	91	vs. Clark	11/17/78 (31)
6.	89	vs. Connecticut	3/4/13 (35)
7.	88	vs. Saint Louis	2/19/91 (39)
	88	vs. Concordia	12/6/80 (35)
9.	87	vs. Longwood	12/28/11 (38)
10.	85	vs. Chicago State	1/13/79 (36)

HIGHEST FIELD-GOAL PERCENTAGE, GAME

Minimum 40 attempts

Rank	%	M-A	Opponent	Date
1.	.702	40-57	at Mercer	12/30/11
	.702	40-57	vs. Xavier	2/9/85
3.	.698	37-53	vs. Western Kentucky	12/19/18
4.	.684	39-57	at Xavier	1/25/90
5.	.680	34-50	vs. Boston College	2/12/97
6.	.676	46-68	vs. Eastern Michigan	12/15/24
7.	.673	37-55	at Detroit	3/6/90
8.	.672	39-58	vs. Xavier	2/8/86
9.	.649	48-74	vs. Pittsburgh	1/17/12
10.	.646	42-65	at Boston College	11/23/08

HIGHEST FIELD-GOAL PERCENTAGE, HALF

Minimum 15 attempts

Rank	%	M-A	Half	Opponent	Date
1.	.833	15-18	2nd	at Dayton	3/12/88
2.	.824	14-17	1st	at Wisconsin-Green Bay	12/4/87
3.	.808	21-26	1st	vs. Western Kentucky	12/19/18
4.	.808	21-26	2nd	at Xavier	1/25/90
5.	.800	24-30	1st	at Mercer	12/30/11
6.	.792	19-24	2nd	at Seton Hall	1/2/97
7.	.778	20-26	2nd	vs. Xavier	2/9/85
8.	.758	22-29	2nd	at Clemson	1/31/19
9.	.724	24-31	2nd	vs. Butler	2/12/91
10.	.750	24-32	2nd	vs. Liberty	11/24/89

HIGHEST FIELD-GOAL PERCENTAGE, FIRST HALF

Minimum 15 attempts



2025-26 NOTRE DAME WOMEN'S BASKETBALL

Rank	%	M-A	Opponent	Date
1.	.824	14-17	at Wisconsin-Green Bay	12/4/87
2.	.808	21-26	vs. Western Kentucky	12/19/18
3.	.800	24-30	at Mercer	12/30/11
4.	.741	20-27	at Saint Louis	1/14/89
5.	.720	18-25	at Michigan State	12/21/95
	.720	18-25	vs. Arizona	12/3/88
7.	.714	30-43	vs. Valparaiso	12/4/16
8.	.709	22-31	vs. Central Michigan	11/11/16
9.	.700	21-30	at Georgia Tech	1/7/18
10.	.688	22-32	at Michigan	12/14/13

3-POINT FIELD GOALS

MOST 3-POINT FIELD-GOALS MADE

Rank	Made	Att.	Opponent	Date
1.	16	24	vs. Eastern Michigan	12/15/24
2.	15	33	at Lafayette	11/17/24
3.	14	25	at Pittsburgh	2/13/25
4.	13	28	vs. Morehead State	12/11/25
	13	21	at North Carolina	1/5/25
	13	27	vs. Virginia	3/3/19
	13	20	at Connecticut	12/5/15
	13	24	at Miami (Fla.)	1/2/02
	13	20	vs. St. John's	2/28/98
10.	12	24	vs. Ohio State	3/24/17
	12	22	vs. Central Michigan	11/11/16

MOST 3-POINT FIELD-GOALS ATTEMPTED

Rank	Att.	Made	Opponent	Date
1.	33	15	at Lafayette	11/17/24
2.	30	8	vs. Bellarmine	12/21/25
	29	10	at Syracuse	1/30/10
4.	28	13	vs. Morehead State	12/11/25
	28	11	vs. Pittsburgh	12/19/21
	28	10	vs. Army	11/26/01
7.	27	7	at NC State	2/23/25
8.	27	10	vs. Georgia Tech	3/4/22
	27	13	vs. Virginia	3/3/19
10.	26	10	Virginia	12/29/24
	26	10	vs. Syracuse	2/9/14
	26	10	vs. Syracuse	3/3/02
	26	11	vs. Georgia Tech	12/30/15

HIGHEST 3-POINT PERCENTAGE

Minimum 5 attempts

Rank	%	M-A	Opponent	Date
1.	1.000	5-5	vs. Duke	11/17/04
2.	.875	7-8	at Boston College	11/23/08
3.	.857	6-7	vs. Illinois-Chicago	11/27/93
	.857	6-7	vs. Xavier	1/29/91
5.	.833	5-6	at Central Florida	11/25/89
6.	.800	4-5	vs. USC	12/27/99
	.800	4-5	at Georgetown	2/10/96
	.800	4-5	vs. Georgetown	12/30/92
9.	.769	10-13	at Rutgers	2/19/00
10.	.750	9-12	at UCLA	12/28/14
	.750	9-12	at Pittsburgh	1/16/14

MOST CONSECUTIVE GAMES WITH A 3-POINT FIELD-GOAL

• 197 (12/28/14-2/2/20)

FREE THROWS

MOST FREE-THROWS MADE

Rank	Made	Att.	Opponent	Date
1.	43	52	at Mercer	12/30/11
2.	37	43	vs. Wake Forest	11/27/10
3.	35	38	vs. Georgetown	1/15/13
4.	34	38	vs. Merrimack	12/10/22
5.	33	44	at Virginia	1/18/24
	33	39	vs. West Virginia	2/4/07
	33	45	vs. George Washington	3/19/00
	33	42	vs. Marquette	2/20/88
9.	32	40	vs. Quinnipiac	11/25/14
	32	40	vs. Purdue	12/10/97

MOST FREE-THROWS ATTEMPTED

Rank	Att.	Made	Opponent	Date
1.	52	43	at Mercer	12/30/11
2.	46	26	vs. Xavier	2/8/86
	46	26	vs. Connecticut	1/15/01
	46	31	vs. UCLA	11/28/15
5.	45	33	vs. George Washington	3/19/00
6.	44	33	at Virginia	1/18/24
7.	43	37	vs. Wake Forest	11/27/10
	43	31	vs. Illinois	11/24/98
	43	28	vs. Georgetown	2/18/98 (28)
10.	42	33	vs. Marquette	2/20/88 (33)
	42	20	at Valparaiso	12/23/15 (20)

HIGHEST FREE-THROW PERCENTAGE

Minimum 10 attempts

Rank	%	M-A	Opponent	Date
1.	1.000	18-18	at Valparaiso	11/30/04
	1.000	13-13	vs. Stanford	3/27/15
	1.000	12-12	at Ole Miss	12/4/25
	1.000	12-12	vs. Tennessee	1/18/18
	1.000	10-10	at Syracuse	12/31/23
	1.000	10-10	vs. Boston College	1/9/20
7.	.960	24-25	vs. Marquette	12/1/93
8.	.950	19-20	at Pittsburgh	1/23/22
	.950	19-20	vs. Ohio State	3/24/17
	.950	19-20	vs. Tennessee-Martin	3/24/13
	.950	19-20	at St. John's	1/14/03

REBOUNDS

MOST REBOUNDS

Rank	Reb.	Opponent	Date
1.	74	vs. IPFW	1/24/78
2.	67	vs. Duke	11/21/98
	67	at Georgetown	12/30/93
	67	vs. Grace	1/31/78
5.	66	vs. Southeast Missouri	1/2/11
6.	65	vs. Cleveland State	1/20/87
7.	64	vs. Holy Cross	11/23/14
	64	vs. Chicago State	1/11/80
9.	62	vs. Western Illinois	11/11/21
	62	vs. Alcorn State	3/17/01
	62	vs. Clark	11/11/78

ASSISTS

MOST ASSISTS



Rank	Assists	Opponent	Date
1.	38	vs. Saint Francis (Pa.)	12/31/12
	38	vs. Marquette	12/21/90
3.	34	vs. Detroit	2/15/90
	34	vs. Marquette	1/31/87
5.	33	vs. Pittsburgh	1/17/12
6.	32	Virginia	12/29/24
	32	vs. Michigan State	12/11/99
8.	31	vs. UCLA	12/7/13
	31	vs. Arkansas-Pine Bluff	11/15/09
	31	vs. Arizona	11/20/00
	31	vs. Bryant	11/21/21
	31	vs. Ohio	11/9/21

BLOCKED SHOTS

MOST BLOCKED SHOTS

Rank	Blocks	Opponent	Date
1.	18	at Bradley	2/18/83
2.	16	vs. Boston College	2/10/02
3.	13	vs. DePaul	12/17/17
	13	vs. Marquette	12/22/01
	13	at St. John's	1/9/01
6.	12	vs. Western Kentucky	12/19/18
	12	at South Florida	1/8/13
	12	vs. Michigan State	12/2/04
	12	vs. Georgetown	1/29/00
	12	at Marquette	12/13/85
	12	vs. Pacific Lutheran	3/12/80

STEALS

MOST STEALS

Rank	Steals	Opponent	Date
1.	36	vs. New Hampshire	11/12/10
2.	30	vs. Akron	11/12/25
3.	29	vs. Akron	11/11/11
	29	at Saint Louis	1/31/91
	29	vs. Xavier	2/9/85
6.	28	vs. Bellarmine	12/21/25
	27	vs. Grace	1/31/78
8.	26	vs. Longwood	12/28/11
	26	vs. Morehead State	11/15/10
10.	25	vs. Indiana State	11/13/11

TURNOVERS

FEWEST TURNOVERS

Rank	TOs	Opponent	Date
1.	3	vs. Louisville	2/6/17
	3	at Maryland	11/16/07
3.	4	vs. Stanford	3/26/17
4.	5	vs. TCU	3/29/25
	5	vs. Oregon State	3/29/24
	5	vs. Louisville	3/4/17
	5	at Duke	2/1/16
8.	6	vs. Chicago State	11/21/23
	6	at Boston College	2/18/18
	6	at Michigan State	11/19/14
	6	at DePaul	2/12/06
	6	vs. Toledo	12/19/88

MOST TURNOVERS

Rank	TOs	Opponent	Date
1.	50	vs. Michigan	12/8/79

Rank	TOs	Opponent	Date
2.	42	at Michigan State	12/21/95
3.	41	vs. Purdue	12/4/92
4.	40	at Georgia	12/8/91
5.	38	at Michigan State	2/26/81
6.	37	at South Carolina	2/20/82
	37	at Illinois	2/16/82
8.	36	three times (MR: vs. Miami (Ohio))	1/17/81

FOULS

MOST FOULS

Rank	Assists	Opponent	Date
1.	35	vs. Hawaii	3/22/81
2.	34	at St. Joseph's (Ind.)	2/17/81
3.	33	at South Florida	1/13/07
	33	vs. IPFW	1/24/78
5.	32	at Wisconsin	12/8/97
	32	at Dayton	2/23/89
7.	31	vs. Butler	1/22/94
	31	vs. St. Joseph's (Ind.)	1/16/80
9.	30	four times (MR: at Baylor)	11/20/11

INDIVIDUAL SINGLE-GAME RECORDS

POINTS

MOST POINTS

Rank	Points	Player, Opponent	Date
1.	44	Hannah Hidalgo vs Akron	11/12/25
2.	41	Jewell Loyd at DePaul	12/10/14
	41	Ruth Riley at Providence	1/30/99
4.	40	Katryna Gaither vs. Ohio	11/29/96
5.	39	Jessica Shepard vs DePaul	12/17/17

FIELD GOALS

MOST FIELD-GOALS MADE

Rank	Made	Att.	Player, Opponent	Date
1.	18	22	Ruth Riley at Providence	1/30/99
2.	17	22	Jessica Shepard vs DePaul	12/17/17
	17	22	Katryna Gaither vs. Ohio	11/29/96
4.	16	26	Hannah Hidalgo at Stanford	2/1/26
	16	25	Hannah Hidalgo vs Akron	11/12/25
	16	22	Katryna Gaither vs. Providence	1/14/96
	16	20	Katryna Gaither vs. Cleveland State	1/9/95

MOST FIELD-GOALS ATTEMPTED

Rank	Att.	Player, Opponent	Date
1.	31	Skylar Diggins vs. Connecticut	3/4/13
	31	Beth Morgan at Connecticut	3/4/97
3.	30	Shari Matvey vs. Chicago State	1/11/80
4.	29	Hannah Hidalgo at Syracuse	12/31/23
5.	28	Jewell Loyd at DePaul	12/10/14
	28	Kayla McBride vs. Connecticut	3/4/13
	28	Shari Matvey at Michigan State	2/26/81
8.	27	Arike Ogunbowale vs. Baylor	4/7/19
	27	Jewell Loyd vs. Connecticut	12/6/14
	27	Jewell Loyd vs. Baylor	3/31/14
	27	Skylar Diggins vs. Texas A&M	12/21/12



HIGHEST FIELD-GOAL PERCENTAGE

Minimum 7 attempts

Rank	%	M-A	Player, Opponent	Date
1.	1.000	12-12	Karen Robinson at Saint Louis	1/14/89
	1.000	9-9	Crystal Erwin vs. Washington	12/11/04
	1.000	9-9	Sandy Botham vs. Evansville	2/28/86
	1.000	8-8	Jessica Shepard vs. Binghamton	12/16/18
	1.000	8-8	Taya Reimer vs. Louisville	2/23/15
	1.000	8-8	Kayla McBride vs. South Dakota St.	1/2/14
	1.000	8-8	Skylar Diggins at Mercer	12/30/11
	1.000	8-8	Rosanne Bohman at Texas	3/17/97
	1.000	8-8	Annie Schwartz at Loyola (Ill.)	11/28/87
	1.000	8-8	Kylee Watson vs Louisville	2/16/23
	1.000	7-7	Liatu King vs Michigan	3/23/25

3-POINT FIELD GOALS

MOST 3-POINT FIELD-GOALS MADE

Rank	Made	Att.	Player, Opponent	Date
1.	8	13	Olivia Miles at Pittsburgh	2/23/25
	8	12	Sheila McMillen vs. St. John's	2/28/98
2.	7	9	Emma Risch vs Eastern Michigan	12/15/24
	7	12	Dara Mabrey, at Oklahoma	3/21/22
	7	14	Dara Mabrey at Ohio	11/27/2020
	7	11	Sam Brunelle at Florida State	3/1/20
	7	11	Marina Mabrey vs Texas A&M	3/24/18
	7	9	Alicia Ratay at Providence	2/16/03
	7	14	Alicia Ratay vs. Syracuse	3/3/02
	7	9	Alicia Ratay at Miami (Fla.)	1/2/02
	7	7	Alicia Ratay at Rutgers	2/19/00

MOST 3-POINT FIELD-GOALS ATTEMPTED

Rank	Att.	Made	Player, Opponent	Date
1.	15	6	Sheila McMillen vs. St. John's	1/23/99
2.	14	7	Dara Mabrey at Ohio	11/27/2020
	14	6	Michaela Mabrey vs. Syracuse	2/9/14
	14	7	Alicia Ratay vs. Syracuse	3/3/02
	14	6	Sheila McMillen vs. Syracuse	2/17/99
	14	6	Sheila McMillen at Rutgers	2/13/99
7.	13	4	Olivia Miles at NC State	2/23/25
	13	8	Olivia Miles at Pittsburgh	2/13/25
	13	7	Dara Mabrey at Oklahoma	3/21/22
	13	5	Sheila McMillen vs. West Virginia	1/7/99
	13	6	Sheila McMillen vs. Toledo	12/2/98

HIGHEST 3-POINT PERCENTAGE

Minimum 5 attempts

Rank	%	M-A	Player, Opponent	Date
1.	1.000	7-7	Alicia Ratay at Rutgers	2/19/00
2.	1.000	5-5	Arike Ogunbowale vs Central Michigan	11/11/16
	1.000	5-5	Sheila McMillen vs. Connecticut	12/8/98

FREE THROWS

MOST FREE-THROWS MADE

Rank	Made	Att.	Player, Opponent	Date
1.	18	20	Natalie Novosel vs. California	3/20/12
	18	23	Ruth Riley vs. Miami (Fla.)	2/22/00
3.	15	18	Jewell Loyd at DePaul	12/10/14
	15	16	Beth Morgan vs. Georgetown	1/25/97
	15	16	Krissi Davis at Butler	1/7/91
6.	14	18	Beth Morgan at Texas	3/17/97
7.	13	14	Hannah Hidalgo at Florida State	2/11/24
	13	13	Ashley Barlow vs. Prairie View	12/28/06
	13	13	Ruth Riley vs. Connecticut	1/15/01

MOST FREE-THROWS ATTEMPTED

Rank	Att.	Made	Player, Opponent	Date
1.	23	18	Ruth Riley vs. Miami (Fla.)	2/22/00
2.	20	18	Natalie Novosel vs. California	3/20/12
3.	18	15	Jewell Loyd at DePaul	12/10/14
	18	12	Skylar Diggins vs. West Virginia	2/12/12
	18	14	Beth Morgan at Texas	3/17/97
	18	9	Janice Crowe vs. Concordia	12/6/80
7.	16	9	five times (MR: Brianna Turner at North Carolina	1/15/15

HIGHEST FREE-THROW PERCENTAGE

Minimum 10 attempts

Rank	%	M-A	Player, Opponent	Date
1.	1.000	13-13	Ashley Barlow vs. Prairie View	12/28/06
	1.000	13-13	Ruth Riley vs. Connecticut	1/15/01
	1.000	12-12	Sonia Citron at Virginia	1/18/24
	1.000	12-12	Arike Ogunbowale vs. Louisville	1/10/19
	1.000	12-12	Natalie Novosel vs. South Fla.	2/25/12
	1.000	12-12	Charel Allen vs. Oklahoma	3/25/08
	1.000	12-12	Kelley Siemon at UCLA	11/30/97
	1.000	11-11	Jessica Shepard vs Florida State	3/3/18
	1.000	10-10	Hannah Hidalgo at Louisville	3/1/26

REBOUNDS

MOST REBOUNDS

Rank	Reb.	Player, Opponent	Date
1.	22	Jane Polittski vs. Goshen	2/13/78
2.	21	Jane Polittski at Marion	2/16/79
	21	Jane Polittski at Indiana Tech	2/15/78
4.	20	Natalie Achonwa vs. South Florida	3/10/13
	20	Heidi Bunek at DePaul	1/20/88
	20	Jane Polittski vs. Vincennes	3/4/78
7.	19	Kate Koval at Lafayette	11/17/24
	19	Jane Polittski vs. Saint Mary's (Ind.)	2/20/78
	19	Lauren Ebo at North Carolina	1/8/23

ASSISTS

MOST ASSISTS

Rank	Assists	Player, Opponent	Date
1.	17	Mary Gavin vs. Marquette	2/28/87
2.	15	Mary Gavin vs. Northern Illinois	12/15/85
3.	14	Olivia Miles vs. Virginia	12/29/24
	14	Olivia Miles vs Bryant	11/21/21
	14	Marta Sniezek vs. North Carolina	2/27/20
	14	Skylar Diggins vs. St. Francis (Pa.)	12/31/12
	14	Mary Gavin vs. Marquette	1/31/87
	14	Olivia Miles vs. Merrimack	12/10/22

BLOCKED SHOTS

MOST BLOCKS

Rank	Assists	Player, Opponent	Date
1.	11	Amanda Barksdale vs. Boston College	2/10/02
2.	8	Amanda Barksdale vs. Marquette	12/22/01
	8	Ruth Riley vs. Duke	11/21/98
	8	Shari Matvey at Wisconsin-La Crosse	3/15/80
5.	7	13 times (MR: Kate Koval at Lafayette)	11/17/24

STEALS

MOST STEALS



Rank	Steals	Player, Opponent	Date
1.	16*	Hannah Hidalgo vs Akron	11/12/25
2.	13	Hannah Hidalgo vs Bellarmine	12/21/25
3.	12	Hannah Hidalgo at NJIT	11/12/23
	12	Marina Mabrey at Valparaiso	11/23/15
5.	11	Hannah Hidalgo at SMU	2/22/26

*NCAA record

TRIPLE-DOUBLES

- Mary Gavin vs. Marquette, Jan. 31, 1987 (11p, 14a, 10s)
- Sara Liebscher vs. Detroit, Feb. 15, 1990 (17p, 12r, 10a)
- Skylar Diggins vs. Maryland, March 27, 2012 (22p, 10r, 11a) - NCAA Raleigh Regional Final, Raleigh, N.C.
- Skylar Diggins at DePaul, Feb. 24, 2013 (17p, 10r, 10a)
- Marina Mabrey at Valparaiso, Nov. 23, 2015 (18p, 10a, 12s)
- Lindsay Allen vs. Chattanooga, Dec. 27, 2016 (11p, 11r, 12a)
- Jackie Young at Tennessee, Jan. 24, 2019 (16p, 12r, 10a)
- Jackie Young vs. Virginia, March 3, 2019 (22p, 10r, 11a)
- Olivia Miles at Valparaiso, Dec. 8, 2021 (11p, 13r, 13a)
- Olivia Miles vs. UMass, March 21, 2022 (12p, 11r, 11a) --- NCAA First Round in Norman, Oklahoma
- Olivia Miles vs Merrimack, December 10, 2022 (13p, 13r, 14a)
- Hannah Hidalgo vs Western Michigan, December 21, 2023 (26p, 11r, 10a)
- Olivia Miles vs Mercyhurst, November 4, 2024 (20p, 10r, 10a)
- Olivia Miles vs Loyola MD, December 22, 2024 (18p, 11r, 10a)
- Olivia Miles vs Virginia, December 29, 2024 (11p, 10r, 14a)
- Hannah Hidalgo vs Bellarmine, December 21, 2025 (30p, 10a, 13s)
- Hannah Hidalgo vs Vanderbilt, March 27, 2026 (31p, 11r, 10s)

PURCELL PAVILION RECORDS

POINTS

MOST POINTS, INDIVIDUAL

Rank	Points	Player, Opponent	Date
1.	44	Hannah Hidalgo vs Akron	11/12/25
2.	39	Jessica Shepard vs DePaul	12/17/17
3.	36	Ruth Riley vs. Miami (Fla.)	2/22/00
	36	Ruth Riley vs. Providence	1/10/99
5.	34	Jewell Loyd vs. Tennessee	1/19/15
	34	Katryna Gaither vs. Cleveland State	1/9/95
	34	Katryna Gaither vs. Syracuse	1/10/96

MOST POINTS, TEAM

Rank	Points	Opponent	Date
1.	128	vs. Saint Francis (Pa.)	12/31/12
2.	121	vs. Mount St. Mary's	11/11/17
3.	120	vs. Pittsburgh	1/17/12
4.	118	vs. Eastern Michigan	12/15/24
5.	116	vs. Chicago State	11/9/25
6.	114	vs. Valparaiso	12/4/16
7.	113	vs. Chicago State	11/21/23
7.	112	vs. Quinnipiac	11/25/14
8.	111	vs. West Virginia	1/7/99

FEWEST POINTS, TEAM

Rank	Points	Opponent	Date
1.	38	vs. Villanova	1/24/04
2.	39	vs. Louisiana Tech	2/11/83

Rank	Points	Opponent	Date
3.	41	vs. Purdue	12/4/92
4.	42	vs. Valparaiso	11/18/01
5.	43	vs. NC State	2/15/24
6.	45	Twice (MR: vs. Villanova)	2/26/02

MOST POINTS, OPPONENT INDIVIDUAL

Rank	Points	Player, Opponent	Date
1.	35	Shelly Pennefather (Villanova)	2/11/84
2.	34	Aisha Jefferson (Michigan State)	11/29/08
	34	Debra Powell (Nebraska)	2/25/82
4.	33	Odyssey Sims (Baylor)	3/31/14
	33	Rennia Davis (Tennessee)	11/11/19

MOST POINTS, OPPONENT TEAM

Rank	Points	Opponent	Date
1.	124	South Carolina	1/31/81
2.	106	Connecticut	12/8/98
3.	105	DePaul	12/11/19
	105	Tennessee	1/7/94
4.	98	Nebraska	2/25/82

FEWEST POINTS, OPPONENT TEAM

Rank	Points	Opponent	Date
1.	21	Southeast Missouri State	1/2/11
2.	25	Grace	1/31/78
3.	26	Longwood	12/28/11
4.	28	Morehead State	11/15/10
5.	29	three times, MR: Holy Cross	11/23/14

FIELD-GOALS

MOST FIELD-GOALS MADE

Rank	Made	Att.	Player, Opponent	Date
1.	17	22	Jessica Shepard vs DePaul	12/17/17
2.	16	25	Hannah Hidalgo vs Akron	11/12/25
	16	20	Katryna Gaither vs. Cleveland State	1/9/95
4.	14	19	Charel Allen vs. St. John's	1/16/07
	14	19	Trena Keys vs. Northern Illinois	12/15/85
	14	19	Shari Matvey vs. Mount St. Joseph	1/26/80

MOST FIELD-GOALS MADE, TEAM

Rank	Made	Att.	Opponent	Date
1.	48	75	vs. Valparaiso	12/4/16
	48	74	vs. Pittsburgh	1/17/12
3.	47	76	vs. Saint Francis (Pa.)	12/31/12
4.	45	84	vs. Bellarmine	12/21/25
	45	79	vs. Chicago State	11/21/23
	45	77	vs Mount St. Mary's	11/11/17

MOST FIELD GOALS MADE, OPPONENT INDIVIDUAL

Rank	Made	Att.	Player, Opponent	Date
1.	17	24	Shelly Pennefather (Villanova)	2/11/84
2.	14	28	Aisha Jefferson (Michigan State)	1/29/08
3.	13	18	four times (MR: Kara Wolters, Connecticut)	1/18/96

MOST FIELD GOALS MADE, OPPONENT TEAM

Rank	Made	Att.	Opponent	Date
1.	55	82	South Carolina	1/31/81
2.	43	84	DePaul	12/11/19
3.	40	77	Nebraska	2/25/82
4.	39	63	Tennessee	2/3/88
	39	63	Miami (Ohio)	1/17/81

MOST FIELD-GOALS ATTEMPTED



2025-26 NOTRE DAME WOMEN'S BASKETBALL

Rank	Att.	Made	Player, Opponent	Date
1.	31	11	Skylar Diggins vs. Connecticut	3/4/13
2.	28	11	Kayla McBride vs. Connecticut	3/4/13
3.	27	10	Jewell Loyd vs. Connecticut	12/6/14
	27	12	Jewell Loyd vs. Baylor	3/31/14
5.	26	12	Katlyn Gilbert vs NC State	1/12/20

MOST FIELD GOALS ATTEMPTED, TEAM

Rank	Att.	Made	Opponent	Date
1.	97	31	vs. Grace	1/31/78
2.	93	31	vs. IPFW	1/24/78
3.	91	31	vs. Clark	11/11/78
4.	89		vs. Connecticut	3/4/13
5.	88	39	vs. Saint Louis	2/19/91
	88	35	vs. Concordia	12/6/80

MOST FIELD GOALS ATTEMPTED, OPP. INDIVIDUAL

Rank	Att.	Made	Player (Opponent)	Date
1.	28	9	Riley Ott (Purdue Fort Wayne)	12/12/21
	28	12	Crystal Bradford (Central Michigan)	12/22/13
	28	14	Aisha Jefferson (Michigan State)	11/29/08
	28	12	Cornelia Gayden (LSU)	12/19/93
5.	27	6	Lenae Williams (DePaul)	12/31/01

MOST FIELD GOALS ATTEMPTED, OPPONENT TEAM

Rank	Att.	Made	Opponent	Date
1.	90	32	Mount St. Joseph	1/26/80
2.	84	43	DePaul	12/11/19
	84	34	Marquette	12/20/17
	84	32	DePaul	12/17/17
5.	83	18	Georgia Tech	2/3/19
	83	26	Georgia Tech	2/17/14
	83	27	Marquette	11/26/91
8.	82	55	South Carolina	1/21/81
	82	23	Syracuse	1/21/16

HIGHEST FIELD GOAL PERCENTAGE

Minimum 7 attempts

Rank	%	M-A	Player, Opponent	Date
1.	1.000	9-9	Crystal Erwin vs. Washington	12/11/04
	1.000	9-9	Sandy Botham vs. Evansville	2/28/86
	1.000	8-8	Jessica Shepard vs. Binghamton	12/16/18
	1.000	8-8	Taya Reimer vs. Louisville	2/23/15
	1.000	8-8	Kayla McBride vs. South Dakota St.	1/2/14
	1.000	8-8	Kylee Watson vs. Louisville	2/16/22

HIGHEST FIELD GOAL PERCENTAGE, TEAM

Minimum 40 attempts

Rank	%	M-A	Opponent	Date
1.	.702	40-57	vs. Xavier	2/9/85
2.	.698	37-53	vs. Western Kentucky	12/19/18
3.	.680	34-50	vs. Boston College	2/12/97
4.	.676	46-68	vs. Eastern Michigan	12/15/24
5.	.672	39-58	vs. Xavier	2/8/86

HIGHEST FIELD GOAL PERCENTAGE, OPP. INDIVIDUAL

Minimum 7 attempts

Rank	%	M-A	Player (Opponent)	Date
1.	1.000	10-10	Nykesha Sales (Connecticut)	12/6/97
2.	.909	10-11	Rita Johnson (South Carolina)	1/31/81
3.	.889	8-9	Meme Jackson (Tennessee)	1/18/18
4.	.875	7-8	Amber Brown (Pittsburgh)	2/9/20
5.	.867	13-15	Bridgette Gordon (Tennessee)	2/3/88

HIGHEST FIELD GOAL PERCENTAGE, OPPONENT TEAM

Minimum 40 attempts

Rank	%	M-A	Opponent	Date
1.	.673	37-55	Tennessee	1/7/94
2.	.671	55-82	South Carolina	1/31/81
3.	.619	39-63	Tennessee	2/3/88
	.619	39-63	Miami (Ohio)	1/17/81
5.	.609	28-46	Miami (Ohio)	2/17/91

3-POINT FIELD GOALS

MOST 3-POINT FIELD-GOALS MADE

Rank	Made	Att.	Player, Opponent	Date
1.	7	9	Emma Risch vs. Eastern Michigan	12/15/24
2.	6		14 times (MR: Sonia Citron vs. Virginia)	1/22/23

MOST 3-POINT FIELD-GOALS MADE, TEAM

Rank	Made	Att.	Opponent	Date
1.	16	24	vs. Eastern Michigan	12/15/24
2.	13	28	vs. Morehead State	12/11/25
	13	27	vs. Virginia	3/3/19
3.	12	22	vs. Central Michigan	11/11/16
4.	11	28	vs. Pittsburgh	12/19/21
	11	25	vs. St. John's	1/23/99
	11	20	vs. Miami (Fla.)	1/8/98
	11	20	vs. DePaul	12/9/15
	11		vs. Georgia Tech	12/30/16

MOST 3-POINT FIELD-GOALS MADE, OPPONENT INDIVIDUAL

Rank	Made	Att.	Player (Opponent)	Date
1.	8	12	Gina Conti (Wake Forest)	1/14/2021
	8	14	Kendall Spray (Clemson)	12/29/19
	8	14	Miela Goodchild (Duke)	2/21/19
4.	7	9	Angie Bjorklund (Tennessee)	1/5/08
	7	13	Andrea Morgan (DePaul)	2/28/88

MOST 3-POINT FIELD-GOALS MADE, OPPONENT TEAM

Rank	Made	Att.	Opponent	Date
1.	16	29	DePaul	12/11/19
2.	13	24	Boston College	1/17/2021
	13	22	Boston College	1/11/15
	13	29	DePaul	1/17/06
5.	12	32	Minnesota	12/4/19
	12	25	Green Bay	11/17/16
	12	27	DePaul	12/9/15

MOST 3-POINT FIELD-GOALS ATTEMPTED

Rank	Att.	Made	Player, Opponent	Date
1.	15	6	Sheila McMillen vs. St. John's	1/23/99
2.	14	6	Michaela Mabrey vs. Syracuse	2/9/14
	14	6	Sheila McMillen vs. Syracuse	2/17/99
4.	13	6	Dara Mabrey vs North Carolina	1/16/22
	13	5	Sheila McMillen vs. West Virginia	1/7/99
	13	6	Sheila McMillen vs. Toledo	12/2/98

MOST 3-POINT FIELD-GOALS ATTEMPTED, TEAM

Rank	Att.	Made	Opponent	Date
1.	30	8	vs. Bellarmine	12/21/25
2.	28	13	vs. Morehead State	12/11/25
	28	11	vs. Pittsburgh	12/19/21
	28	10	vs. Army	11/26/01
5.	27	13	vs. Virginia	3/3/19

MOST 3-POINT FIELD-GOALS ATTEMPTED, OPPONENT INDIVIDUAL



Rank	Att.	Made	Player (Opponent)	Date
1.	20	6	Angel Golden (Bethune-Cookman)	3/23/19
2.	16	3	Lenaë Williams (DePaul)	12/31/01
3.	14	8	Kendall Spray (Clemson)	12/29/19
	14	8	Miela Goodchild (Duke)	2/21/19
5.	13	4	four times (MR Gadia Hubbard, Minnesota)	12/4/19

MOST 3-POINT FIELD-GOALS ATTEMPTED, OPPONENT TEAM

Rank	Att.	Made	Opponent	Date
1.	41	9	Alcorn State	3/17/01
2.	40	8	Binghamton	12/16/18
3.	35	8	Syracuse	2/23/20
4.	34	10	DePaul	3/22/15
	34	9	Bethune-Cookman	3/23/19
	34	11	Harvard	11/9/18

HIGHEST 3-POINT PERCENTAGE

Minimum 4 attempts

Rank	%	M-A	Player, Opponent	Date
1.	1.000	5-5	Lindsay Allen vs. Fordham	11/14/16
	1.000	5-5	Sheila McMillen vs. Connecticut	12/8/98
	1.000	4-4	Marina Mabrey vs. Western Kentucky	12/19/18
	1.000	4-4	Brittany Mallory vs. Hartford	11/17/11
	1.000	4-4	Audrey Gomez vs. Dayton	2/13/93
	1.000	4-4	Coquese Washington vs. Xavier	1/29/91

HIGHEST 3-POINT PERCENTAGE, TEAM

Minimum 5 attempts

Rank	%	M-A	Opponent	Date
1.	1.000	5-5	vs. Duke	11/17/04
2.	.857	6-7	vs. Illinois-Chicago	11/27/93
	.857	6-7	vs. Xavier	1/29/91
4.	.800	4-5	vs. USC	12/27/99
	.800	4-5	vs. Georgetown	12/30/92

HIGHEST 3-POINT PERCENTAGE, OPPONENT INDIVIDUAL

Minimum 4 attempts

Rank	%	M-A	Player, Opponent	Date
1.	1.000	4-4	five times (MR: Dee Bekelja, DePaul)	12/11/19

HIGHEST 3-POINT PERCENTAGE, OPPONENT TEAM

Minimum 5 attempts

Rank	Att.	Made	Player, Opponent	Date
1.	.875	7-8	Tennessee	1/7/94
2.	.800	4-5	Toledo	12/19/88
3.	.714	5-7	Syracuse	1/5/00
4.	.714	5-7	UCLA	12/22/89
5.	.700	7-10	twice (MR: Providence)	1/5/02

FREE-THROWS

MOST FREE-THROWS MADE

Rank	Made	Att.	Player, Opponent	Date
1.	18	20	Natalie Novosel vs. California	3/20/12
	18	23	Ruth Riley vs. Miami (Fla.)	2/22/00
3.	15	16	Beth Morgan vs. Georgetown	1/25/97
4.	13	13	Ashley Barlow vs. Prairie View	12/28/06
	13	13	Ruth Riley vs. Connecticut	1/15/01

MOST FREE-THROWS MADE, TEAM

Rank	Made	Att.	Opponent	Date
1.	37	43	vs. Wake Forest	11/27/10
2.	35	38	vs. Georgetown	1/15/13
3.	34	38	vs. Merrimack	12/10/22
4.	33	39	vs. West Virginia	2/4/07
	33	45	vs. George Washington	3/19/00

Rank	Made	Att.	Opponent	Date
6.	32	40	vs. Quinnipiac	11/25/14
	32	40	vs. Purdue	12/10/97

MOST FREE-THROWS MADE, OPPONENT INDIVIDUAL

Rank	Made	Att.	Player (Opponent)	Date
1.	15	16	Nadine Malcolm (Providence)	12/7/96
2.	13		Liz Zeller (TCU)	12/13/90 (16)
3.	12		7 times (MR: Naz Hillmon, Michigan)	12/3/2020

MOST FREE-THROWS MADE, OPPONENT TEAM

Rank	Made	Att.	Opponent	Date
1.	32	37	Illinois	11/24/98
	32	41	Boston College	2/12/97
	32	44	La Salle	1/5/92
4.	31	39	Illinois-Chicago	1/23/83
5.	29	33	twice (MR: Michigan State)	12/2/04

MOST FREE-THROWS ATTEMPTED

Rank	Att.	Made	Player, Opponent	Date
1.	23	18	Ruth Riley vs. Miami (Fla.)	2/22/00
2.	20	18	Natalie Novosel vs. California	3/20/12
3.	18	12	Skyler Diggins vs. West Virginia	2/12/12
	18	9	Janice Crowe vs. Concordia	12/6/80
5.	16	3	Kelley Siemon vs. Connecticut	1/15/01
	16	15	Beth Morgan vs. Georgetown	1/25/97

MOST FREE-THROWS ATTEMPTED, TEAM

Rank	Att.	Made	Opponent	Date
1.	46	26	vs. Connecticut	1/15/01
	46	26	vs. Xavier	2/8/86
3.	45	33	vs. George Washington	3/19/00
4.	43	37	vs. Wake Forest	11/27/10
	43	31	vs. Illinois	11/24/98
	43	28	vs. Georgetown	2/18/98

MOST FREE-THROWS ATTEMPTED, OPP. INDIVIDUAL

Rank	Att.	Made	Player (Opponent)	Date
1.	16	15	Nadine Malcolm (Providence)	12/7/96
	16	13	Liz Zeller (TCU)	12/13/90
3.	15	10	Katie Donovan (Illinois State)	11/13/04
	15	12	Holly Porter (Boston College)	2/12/97
	15	6	Zan Jefferies (Indiana)	1/26/90

MOST FREE-THROWS ATTEMPTED, OPPONENT TEAM

Rank	Att.	Made	Opponent	Date
1.	44	32	La Salle	1/5/92
2.	42	28	Tennessee	12/3/89
3.	41	32	Boston College	2/12/97
	41	29	Butler	1/22/94
5.	40	24	St. Joseph's (Ind.)	1/16/80

HIGHEST FREE-THROW PERCENTAGE

Minimum 10 attempts

Rank	%	M-A	Player, Opponent	Date
1.	1.000	13-13	Ashley Barlow vs. Prairie View	12/28/06
	1.000	13-13	Ruth Riley vs. Connecticut	1/15/01
	1.000	12-12	Arike Ogunbowale vs. Louisville	1/10/19
	1.000	12-12	Natalie Novosel vs. South Florida	2/25/12
	1.000	10-10	Jacqueline Batteast vs. Villanova	1/24/04
	1.000	10-10	Karen Robinson vs. Evansville	2/3/90
	1.000	10-10	Karen Robinson vs. Marquette	1/18/90

HIGHEST FREE-THROW PERCENTAGE, TEAM

Minimum 15 attempts



2025-26 NOTRE DAME WOMEN'S BASKETBALL

Rank	%	M-A	Opponent	Date
1.	.960	24-25	vs. Marquette	12/1/93
2.	.944	17-18	vs. Villanova	1/16/08
3.	.941	16-17	vs. Texas	12/5/24
4.	.938	15-16	vs. Connecticut	1/27/08
	.938	15-16	vs. La Salle	2/17/94

HIGHEST FREE-THROW PERCENTAGE, OPP. INDIVIDUAL

Minimum 10 attempts

Rank	%	M-A	Player (Opponent)	Date
1.	1.000	12-12	Epiphany Prince (Rutgers)	1/27/09
	1.000	11-11	Nicki Ekhomu (Florida State)	2/10/19
	1.000	10-10	Odyssey Sims (Baylor)	12/5/12
	1.000	10-10	Kelly Farris (Connecticut)	1/8/11
	1.000	10-10	Nykesha Sales (Connecticut)	2/21/98

HIGHEST FREE-THROW PERCENTAGE, OPPONENT TEAM

Minimum 10 attempts

Rank	%	M-A	Opponent	Date
1.	1.000	16-16	DePaul	12/9/15
	1.000	13-13	Florida State	2/10/19
3.	.963	26-27	Connecticut	1/8/11
4.	.952	20-21	West Virginia	1/14/98
5.	.933	14-15	Baylor	12/5/12

REBOUNDS

MOST REBOUNDS

Rank	Reb.	Player, Opponent	Date
1.	18	8 times (MR: Lauren Ebo vs. Southern Utah)	3/17/23

MOST REBOUNDS, TEAM

Rank	Reb.	Opponent	Date
1.	74	vs. IPFW	1/24/78
2.	67	vs. Duke	11/21/98
	67	vs. Grace	1/31/78
4.	66	vs. Southeast Missouri State	1/2/11
5.	65	vs. Cleveland State	1/20/87

MOST REBOUNDS, OPPONENT INDIVIDUAL

Rank	Reb.	Player (Opponent)	Date
1.	20	Sue Wicks (Rutgers)	1/9/86
2.	18	Kiah Stokes (Connecticut)	12/6/14
	18	Mercedes Walker (Pittsburgh)	2/28/06
	18	Lynda Talley (St. Ambrose)	1/18/80
5.	17	Makayla Timpson (Florida State)	2/27/25

MOST REBOUNDS, OPPONENT TEAM

Rank	Reb.	Opponent	Date
1.	60	Saint Louis	1/20/80
2.	56	Pittsburgh	2/10/08
	56	Mount St. Joseph	1/26/80
4.	55	Tennessee	11/11/19
	55	Tennessee	12/3/89
	55	Syracuse	1/21/16

ASSISTS

MOST ASSISTS

Rank	Assists	Player, Opponent	Date
1.	15	Mary Gavin vs. Northern Illinois	12/15/85
2.	14	Olivia Miles vs. Virginia	12/29/24
	14	Olivia Miles vs. Merrimack	12/10/22
	14	Olivia Miles vs. Bryant	11/21/21

Rank	Assists	Player, Opponent	Date
14		Marta Sniezek vs. North Carolina	2/27/20
14		Skylar Digions vs. Saint Francis (Pa.)	12/31/12
14		Mary Gavin vs. Marquette	1/31/87

MOST ASSISTS, TEAM

Rank	Assists	Opponent	Date
1.	38	vs. Saint Francis (Pa.)	12/31/12
	38	vs. Marquette	12/21/90
	38	vs. North Carolina State	2/4/16
4.	34	vs. Detroit	2/15/90
	34	vs. Marquette	1/31/87

MOST ASSISTS, OPPONENT INDIVIDUAL

Rank	Assists	Opponent	Date
1.	12	Destiny Thomas (Clemson)	12/29/19
	12	Stephanie Rich (Wisconsin)	12/4/03
	12	Shanette Lee (Villanova)	12/12/98

MOST ASSISTS, OPPONENT TEAM

Rank	Assists	Opponent	Date
1.	27	Connecticut	12/8/98
2.	25	Louisville	1/30/20
	25	West Virginia	1/7/99
4.	24	Baylor	12/5/12
	24	Connecticut	3/1/10

BLOCKED SHOTS

MOST BLOCKED SHOTS

Rank	Blocks	Player, Opponent	Date
1.	11	Amanda Barksdale vs. Boston College	2/10/02
2.	8	Amanda Barksdale vs. Marquette	12/22/01
	8	Ruth Riley vs. Duke	11/21/98
4.	7	nine times (MR: B. Turner vs. Boston College)	2/23/17

MOST BLOCKED SHOTS, TEAM

Rank	Blocks	Opponent	Date
1.	16	vs. Boston College	2/10/02
2.	13	vs. Marquette	12/22/01
3.	12	vs. Michigan State	12/2/04
	12	vs. Georgetown	1/29/00
	12	vs. Western Kentucky	12/19/18

MOST BLOCKED SHOTS, OPPONENT INDIVIDUAL

Rank	Blocks	Player (Opponent)	Date
1.	8	Elizabeth Kitley (Virginia Tech)	2/20/20
	8	Jasmine Joyner (Chattanooga)	11/21/14
3.	7	Alison Bales (Duke)	11/17/04
4.	6	four times (MR: Kyra Wood vs. Syracuse)	1/25/24

MOST BLOCKED SHOTS, OPPONENT TEAM

Rank	Blocks	Opponents	Date
1.	12	Tennessee	11/11/19
2.	11	Duke	11/17/04
3.	10	Boston College	1/1/23
	10	St. Ambrose	2/7/81
	10	Louisville	1/30/20

STEALS

MOST STEALS

Rank	Steals	Player, Opponent	Date
1.	16	Hannah Hidalgo vs. Akron	11/12/25
2.	13	Hannah Hidalgo vs. Bellarmine	12/21/25



Rank	Steals	Player, Opponent	Date
3.	10	Hannah Hidalgo vs. Miami	1/22/26
	10	Mary Gavin vs. Marquette	1/31/87

MOST STEALS, TEAM

Rank	Steals	Opponent	Date
1.	36	vs. New Hampshire	11/12/10
2.	30	vs. Akron	11/12/25
3.	29	vs. Akron	11/11/11
	29	vs. Xavier	2/9/85
5.	28	vs. Bellarmine	12/21/25

MOST STEALS, OPPONENT INDIVIDUAL

Rank	Steals	Player (Opponent)	Date
1.	10	Katie Smrcka-Duffy (Georgetown)	1/29/00
	10	Shelly Klare (Western Michigan)	12/14/83
3.	8	Angel McCoughtry (Louisville)	2/11/09
	8	Amira Danforth (Detroit)	1/29/94
5.	7	5 times (MR: Teisha Hyman, Syracuse)	1/27/22

MOST STEALS, OPPONENT TEAM

Rank	Steals	Opponent	Date
1.	26	Michigan	12/8/79
2.	24	Georgetown	1/29/00
3.	20	Tennessee	1/7/94
	20	Syracuse	12/8/90
	20	Saint Mary's (Ind.)	1/30/80

TEAM SINGLE SEASON RECORDS

WINS

MOST WINS

Rk.	Wins	Season
1.	37	2013-14
2.	36	2014-15
3.	35	2018-19
	35	2017-18
	35	2012-13
	35	2011-12
7.	34	2000-01
8.	33	2016-17
	33	2015-16
10.	31	2010-11
	31	1996-97

HIGHEST WINNING PERCENTAGE

Rk.	%	Record	Season
1.	.974	37-1	2013-14
2.	.946	35-2	2012-13
3.	.944	34-2	2000-01
4.	.943	33-2	2015-16
5.	.923	36-3	2014-15
6.	.921	35-3	2017-18
7.	.897	35-4	2018-19
	.897	35-4	2011-12
9.	.892	33-4	2016-17
10.	.843	27-5	1999-00

HIGHEST CONFERENCE WINNING PERCENTAGE

Rk.	%	Record	Conference	Season
1.	1.000	16-0	ACC	2015-16
	1.000	16-0	ACC	2013-14
	1.000	16-0	BIG EAST	2012-13
	1.000	16-0	MCC	1989-90
5.	.944	17-1	BIG EAST	1996-97

LONGEST WINNING STREAK

Rk.	Streak	Season
1.	37	2013-14
2.	30	2012-13
3.	26	2015-16
4.	23	2000-01
5.	22	2014-15

LONGEST WINNING STREAK TO BEGIN A SEASON

Rk.	Streak	Dates
1.	37	Nov. 9, 2013-April 6, 2014
2.	23	Nov. 17, 2000-Feb. 14, 2001
3.	15	Nov. 15, 2009-Jan. 12, 2010
4.	8	Nov. 11-Dec. 4, 2016
	8	Nov. 14-Dec. 3, 2014

GAMES

MOST GAMES

Rk.	Games	Record	Season
1.	39	35-4	2018-19
	39	36-3	2014-15
	39	35-4	2011-12
	39	31-8	2010-11
5.	38	35-3	2017-18
	38	37-1	2013-14
	38	31-7	1996-97

POINTS

MOST POINTS

Rk.	Points	Games	Season
1.	3,454	39	2018-19
2.	3,271	38	2013-14
3.	3,234	38	2017-18
4.	3,114	39	2014-15
5.	3,076	39	2011-12
6.	3,004	39	2010-11
7.	3,003	37	2012-13
8.	2,963	37	2016-17
9.	2,882	38	1996-97
10.	2,870	34	2024-25

HIGHEST SCORING AVERAGE

Rk.	%	Points	Games	Season
1.	88.6	3,454	39	2018-19
2.	86.1	3,271	38	2013-14
3.	85.1	3,234	38	2017-18
4.	84.4	2,870	34	2024-25
5.	81.2	3,003	37	2012-13
6.	81.0	2,512	31	1998-99
7.	80.1	2,963	37	2016-17
8.	80.0	2,801	35	2015-16
9.	79.8	3,114	39	2014-15
10.	78.9	3,076	39	2011-12

LARGEST SCORING MARGIN



2025-26 NOTRE DAME WOMEN'S BASKETBALL

Rk.	Margin	Season
1.	+26.0	2011-12
2.	+24.5	2013-14
3.	+23.6	2018-19
4.	+22.5	2024-25
5.	+21.9	2012-13
6.	+21.4	2000-01
7.	+20.8	2010-11
8.	+20.0	2014-15
9.	+18.8	2015-16
10.	+17.8	2016-17

FIELD-GOALS

MOST FIELD-GOALS MADE

Rk.	Made	Season
1.	1,327	2018-19
2.	1,248	2017-18
3.	1,227	2013-14
4.	1,167	2014-15
5.	1,144	2016-17
6.	1,118	2011-12
7.	1,100	2024-25
8.	1,099	2010-11
9.	1,091	2012-13
	1,091	1996-97

MOST FIELD-GOALS ATTEMPTED

Rk.	Attempts	Season
1.	2,610	2018-19
2.	2,487	2017-18
3.	2,423	2013-14
4.	2,400	2012-13
5.	2,374	2014-15
6.	2,368	2011-12
7.	2,315	2016-17
8.	2,290	2010-11
9.	2,273	2023-24
10.	2,272	2025-26
	2,272	1996-97

HIGHEST FIELD-GOAL PERCENTAGE

Rk.	%	M-A	Season
1.	.532	836-1,572	1987-88
2.	.508	1,327-2,610	2018-19
3.	.506	1,227-2,423	2013-14
4.	.5024	928-1,847	1985-86
5.	.5022	895-1,782	1989-90
6.	.5018	1,248-2,487	2017-18
7.	.501	903-1,803	1999-00
8.	.500	813-1,626	1984-85
9.	.497	1,014-2,039	1990-91
10.	.497	1,011-2,036	2000-01

3-POINT FIELD-GOALS

MOST 3-POINT FIELD-GOALS MADE

Rk.	Made	Season
1.	246	2024-25
2.	224	2025-26
3.	217	2016-17
4.	207	2015-16
5.	196	2023-24
6.	190	2021-22
	190	2013-14

Rk.	Made	Season
8.	186	2014-15
9.	185	2017-18
10.	183	2018-19

MOST 3-POINT FIELD-GOALS ATTEMPTED

Rk.	Attempts	Season
1.	644	2025-26
2.	634	2024-25
3.	585	2021-22
4.	559	2023-24
5.	549	2016-17
6.	503	2015-16
7.	502	2017-18
8.	499	2018-19
9.	490	2009-10
10.	486	2014-15

HIGHEST 3-POINT FIELD-GOAL PERCENTAGE

Rk.	%	M-A	Season
1.	.464	173-373	2000-01
2.	.422	54-128	1989-90
3.	.412	207-503	2015-16
4.	.402	137-341	1999-00
	.402	190-473	2013-14
6.	.395	217-549	2016-17
7.	.389	138-355	1995-96
8.	.388	264-634	2024-25
9.	.383	186-486	2014-15
10.	.381	169-443	1997-98

FREE THROWS

MOST FREE-THROWS MADE

Rk.	Made	Season
1.	674	2011-12
2.	667	2010-11
3.	661	2012-13
4.	627	2013-14
5.	617	2018-19
6.	594	2014-15
7.	584	1998-99
8.	583	2000-01
9.	581	2007-08
10.	555	1997-98

MOST FREE-THROWS ATTEMPTED

Rk.	Attempted	Season
1.	930	2010-11
2.	883	2011-12
3.	859	2000-01
4.	829	2013-14
5.	828	2012-13
6.	827	2018-19
7.	806	1997-98
8.	799	2014-15
9.	792	1998-99
10.	767	2009-10

HIGHEST FREE-THROW PERCENTAGE

Rk.	%	M-A	Season
1.	.798	661-828	2012-13
2.	.784	450-574	2025-26
3.	.774	424-548	2024-25
4.	.769	485-631	2023-24



Rk.	%	M-A	Season
5.	.763	674-883	2011-12
6.	.760	506-666	2006-07
7.	.758	581-766	2007-08
8.	.756	553-731	2017-18
	.756	627-829	2013-14
10.	.746	617-827	2018-19

REBOUNDS

MOST REBOUNDS

Rk.	Rebounds	Season
1.	1,726	2018-19
2.	1,621	2012-13
3.	1,617	2014-15
4.	1,607	2013-14
5.	1,589	2011-12
6.	1,587	2017-18
7.	1,582	2010-11
8.	1,536	1996-97
9.	1,490	2000-01
10.	1,455	2016-17

HIGHEST REBOUND AVERAGE

Rk.	Average	Season
1.	45.2	1979-80
2.	44.8	1993-94
3.	44.7	1980-81
4.	44.6	1978-79
5.	44.3	2018-19
6.	43.9	1998-99
7.	43.811	2012-13
8.	43.806	1994-95
9.	43.0	2022-23
10.	42.8	1992-93

LARGEST REBOUND MARGIN

Rk.	Margin	Season
1.	+10.9	2012-13
2.	+10.6	2022-23
3.	+10.5	2018-19
4.	+9.9	1998-99
5.	+9.1	2013-14
6.	+8.5	2011-12
7.	+8.2	2017-18
8.	+8.2	2014-15
9.	+8.2	2010-11
10.	+8.0	2024-25
	+8.0	1999-00
	+8.0	1994-95

ASSISTS

MOST ASSISTS

Rk.	Assists	Season
1.	804	2018-19
2.	765	2013-14
3.	722	2012-13
4.	713	2017-18
5.	698	2011-12
6.	696	2016-17
7.	694	2014-15
8.	682	1996-97
9.	669	2010-11

Rk.	Assists	Season
10.	650	2000-01

HIGHEST ASSIST/TURNOVER RATIO

Rk.	Ratio	Season
1.	1.51	2018-19
2.	1.48	2016-17
3.	1.39	2013-14
4.	1.35	2017-18
5.	1.27	2012-13

BLOCKED SHOTS

MOST BLOCKED SHOTS

Rk.	Blocks	Season
1.	228	2000-01
2.	199	2018-19
3.	195	2014-15
4.	189	2001-02
5.	185	2024-25
6.	178	1979-80
7.	174	2021-22
8.	170	2011-12
9.	169	2010-11
	169	1999-00

STEALS

MOST STEALS

Rk.	Steals	Season
1.	502	2011-12
2.	495	2010-11
3.	477	2025-26
4.	450	2009-10
5.	398	2012-13
6.	397	2007-08
	397	1990-91
8.	394	1996-97
9.	392	2024-25
10.	389	2023-24

TURNOVERS

FEWEST TURNOVERS

Rk.	Turnovers	Season
1.	430	2005-06
2.	471	2016-17
3.	475	2025-26
4.	483	2008-09
5.	489	2023-24
6.	497	2021-22
7.	502	2024-25
8.	512	2007-08
9.	513	2015-16
10.	516	2001-02

*ND committed 341 turnovers in a shortened season due to Covid-19 pandemic



FOULS

FEWEST FOULS

Rk.	Fouls	Season
1.	382	1977-78
2.	414	1981-82
3.	468	1987-88
4.	479	2001-02
5.	482	2017-18
6.	487	2005-06
7.	496	2019-20
8.	501	2002-03
9.	504	1986-87
10.	507	2018-19

MOST FOULS

Rk.	Fouls	Season
1.	684	1991-92
2.	666	1997-98
3.	661	1996-97
4.	645	2010-11
5.	643	1994-95

FEWEST TIMES FOULED OUT

Rk.	Times	Season
1.	1	2017-18
2.	2	2018-19
	2	2015-16
4.	3	2013-14
5.	4, six times	(MR: 2021-22)

MOST TIMES FOULED OUT

Rk.	Times	Season
1.	22	1993-94
2.	20	1994-95
	20	1991-92
4.	19	1986-87
5.	17	1997-98

DOUBLE-DOUBLES

MOST DOUBLE-DOUBLES

Rk.	DDs	Season
1.	46	2018-19
2.	29	2024-25
3.	25	2017-18
	25	2012-13
	25	1979-80

INDIVIDUAL SINGLE SEASON

POINTS

MOST POINTS

Rk.	Player	Points	Season
1.	Hannah Hidalgo	909	2025-26
2.	Arike Ogunbowale	849	2018-19

Rk.	Player	Points	Season
3.	Arike Ogunbowale	791	2017-18
4.	Hannah Hidalgo	790	2023-24
5.	Katryna Gaither	776	1996-97
6.	Jewell Loyd	772	2014-15
7.	Hannah Hidalgo	761	2024-25
8.	Beth Morgan	696	1996-97
9.	Jewell Loyd	687	2013-14
10.	Ruth Riley	672	2000-01

MOST DOUBLE-FIGURE SCORING GAMES

Rk.	Player	Games	Season
1.	Arike Ogunbowale	38	2018-19
	Jewell Loyd	38	2014-15
3.	Arike Ogunbowale	37	2017-18
	Jewell Loyd	37	2013-14
	Katryna Gaither	37	1996-97
6.	Hannah Hidalgo	36	2025-26
	Jessica Shepard	36	2018-19
8.	Hannah Hidalgo	35	2023-24
	Kayla McBride	35	2013-14
10.	Hannah Hidalgo	34	2024-25

CONSECUTIVE DOUBLE-FIGURE SCORING GAMES

Same season

Rk.	Player	Games	Season
1.	Jewell Loyd	37	2013-14
2.	Hannah Hidalgo	36	2025-26
3.	Hannah Hidalgo	35	2023-24
4.	Hannah Hidalgo	32	2024-25
5.	Katryna Gaither	31	1995-96
6.	Katryna Gaither	25	1994-95
7.	Kayla McBride	23	2013-14
8.	Ruth Riley	22	2000-01
	Sandy Botham	22	1987-88

MOST 20-POINT GAMES

Rk.	Player	Games	Season
1.	Hannah Hidalgo	29	2025-26
2.	Arike Ogunbowale	27	2018-19
3.	Hannah Hidalgo	26	2023-24
4.	Hannah Hidalgo	25	2024-25
	Arike Ogunbowale	25	2017-18
6.	Jewell Loyd	20	2014-15
	Katryna Gaither	20	1996-97
8.	Katryna Gaither	18	1995-96
9.	Beth Morgan	17	1996-97

MOST 30-POINT GAMES

Rk.	Player	Games	Season
1.	Hannah Hidalgo	10	2025-26
2.	Arike Ogunbowale	7	2018-19
3.	Hannah Hidalgo	5	2023-24
4.	Hannah Hidalgo	4	2024-25
	Jewell Loyd	4	2014-15
6.	Jewell Loyd	3	2013-14
	Beth Morgan	3	1995-96
	Katryna Gaither	3	1994-95
	Shari Matvey	3	1979-80

HIGHEST SCORING AVERAGE

Rk.	Player	Average	Season
1.	Hannah Hidalgo	25.3	2025-26
2.	Hannah Hidalgo	23.8	2024-25



Rk.	Player	Average	Season
3.	Hannah Hidalgo	22.6	2023-24
4.	Arike Ogunbowale	21.8	2018-19
5.	Arike Ogunbowale	20.8	2017-18
6.	Katryna Gaither	20.4	1996-97
7.	Beth Morgan	20.2	1995-96
8.	Jewell Loyd	19.79	2014-15
9.	Katryna Gaither	19.77	1995-96
10.	Trena Keys	19.6	1985-86

FIELD-GOALS

MOST FIELD-GOALS MADE

Rk.	Player	Made	Season
1.	Hannah Hidalgo	339	2025-26
2.	Katryna Gaither	324	1996-97
3.	Arike Ogunbowale	303	2018-19
4.	Arike Ogunbowale	291	2017-18
5.	Hannah Hidalgo	278	2023-24
6.	Jewell Loyd	272	2014-15
7.	Jessica Shepard	268	2018-19
8.	Jewell Loyd	267	2013-14
9.	Hannah Hidalgo	266	2024-25
10.	Katryna Gaither	261	1995-96

CONSECUTIVE FIELD-GOALS MADE

- 17, Carey Poor, Feb. 26-March 6, 1994
- 17, Jessica Shepard, Dec. 8-22, 2018

CONSECUTIVE FIELD-GOALS MADE (GUARD)

- 13, Karen Robinson, Jan. 12-14, 1989

MOST FIELD-GOALS ATTEMPTED

Rk.	Player	Attempts	Season
1.	Hannah Hidalgo	714	2025-26
2.	Arike Ogunbowale	680	2018-19
3.	Arike Ogunbowale	657	2017-18
4.	Hannah Hidalgo	624	2023-24
5.	Jewell Loyd	614	2014-15
6.	Hannah Hidalgo	575	2024-25
7.	Beth Morgan	575	1996-97
8.	Kayla McBride	557	2013-14
9.	Katryna Gaither	544	1996-97
10.	Kayla McBride	523	2012-13

HIGHEST FIELD-GOAL PERCENTAGE

Minimum 3.5 made per game

Rk.	Player	M-A	%	Season
1.	Ruth Riley	198-290	.683*	1998-99
2.	Brianna Turner	202-310	.652*	2014-15
3.	Sandy Botham	172-269	.639	1985-86
4.	Katryna Gaither	262-412	.633	1995-96
5.	Brianna Turner	224-355	.631	2018-19
6.	Ruth Riley	245-390	.628	2000-01
7.	Katryna Gaither	252-406	.621	1994-95
8.	Brianna Turner	226-365	.619	2016-17
9.	Ruth Riley	193-314	.615	1999-00
10.	Natalie Achonwa	193-316	.611	2013-14

* - NCAA national statistical leader

3-POINT FIELD-GOALS

MOST 3-POINT FIELD-GOALS MADE

Rk.	Player	Made	Season
1.	Sheila McMillen	98	1998-99
2.	Marina Mabrey	85	2017-18
3.	Alicia Ratay	81	2000-01
4.	Iyana Moore	80	2025-26
	Marina Mabrey	80	2018-19
6.	Marina Mabrey	75	2016-17
	Michaela Mabrey	75	2014-15
8.	Olivia Miles	73	2024-25
9.	Dara Mabrey	73	2021-22
	Madison Cable	73	2015-16
	Alicia Ratay	73	1999-00

CONSECUTIVE GAMES WITH A 3-POINT FG

Same season

Rk.	Player	Games	Season
1.	Beth Morgan	28	1995-96
2.	Sheila McMillen	20	1998-99
3.	Madison Cable	19	2015-16
4.	Marina Mabrey	18	2017-18
	Beth Morgan	18	1994-95
6.	Ashley Barlow	16	2009-10

MOST 3-POINT FIELD-GOALS ATTEMPTED

Rk.	Player	Attempts	Season
1.	Sheila McMillen	247	1998-99
2.	Marina Mabrey	218	2017-18
3.	Iyana Moore	215	2025-26
4.	Dara Mabrey	198	2021-22
	Arike Ogunbowale	198	2018-19
6.	Marina Mabrey	196	2018-19
	Marina Mabrey	196	2016-17
8.	Beth Morgan	187	1996-97
9.	Michaela Mabrey	186	2014-15
10.	Sam Brunelle	184	2019-20

HIGHEST 3-POINT FIELD-GOAL PERCENTAGE

Minimum 1.0 made per game

Rk.	Player	M-A	%	Season
1.	Alicia Ratay	81-148	.547*	2000-01
2.	Alicia Ratay	73-152	.480	1999-00
3.	Madison Cable	39-82	.476	2014-15
4.	Alicia Ratay	50-108	.463	2002-03
5.	Sheila McMillen	41-89	.461	1995-96
6.	Arike Ogunbowale	64-141	.454	2016-17
7.	Marina Mabrey	34-75	.453	2015-16
8.	Niele Ivey	47-105	.448	1998-99
9.	Niele Ivey	57-129	.442	2000-01
10.	Lisa Kuhns	37-85	.435	1989-90

* NCAA sophomore record

FREE-THROWS

MOST FREE-THROWS MADE

Rk.	Player	Made	Season
1.	Hannah Hidalgo	195	2025-26
	Jewell Loyd	195	2014-15
3.	Hannah Hidalgo	184	2023-24
4.	Natalie Novosel	183	2010-11
5.	Ruth Riley	182	2000-01
6.	Arike Ogunbowale	172	2018-19
7.	Hannah Hidalgo	167	2024-25
8.	Natalie Novosel	165	2011-12
	Beth Morgan	165	1996-97
10.	Skylar Diggins	158	2011-12

**MOST FREE-THROWS ATTEMPTED**

Rk.	Player	Attempts	Season
1.	Hannah Hidalgo	237	2023-24
	Ruth Riley	237	2000-01
3.	Jewell Loyd	236	2014-15
4.	Hannah Hidalgo	234	2025-26
5.	Natalie Novosel	232	2010-11
6.	Arike Ogunbowale	214	2018-19
7.	Beth Morgan	204	1996-97
8.	Skylar Diggins	201	2011-12
9.	Natalie Novosel	199	2011-12
10.	Skylar Diggins	198	2010-11

HIGHEST FREE-THROW PERCENTAGE

Minimum 2.0 made per game

Rk.	Player	M-A	%	Season
1.	Sonia Citron	83-91	91.2	2023-24
2.	Destinee Walker	55-61	902	2020-21
3.	Kayla McBride	90-100	900	2012-13
4.	Megan Duffy	137-153	.895	2004-05
5.	Megan Duffy	135-152	.888	2005-06
6.	Alicia Ratay	112-127	.882	2001-02
7.	Alicia Ratay	126-143	.881	2002-03
8.	Kayla McBride	110-125	.880	2013-14
9.	Sheila McMillen	88-101	.871	1998-99
10.	Niele Ivey	80-92	.870	1998-99

REBOUNDS**MOST REBOUNDS**

Rk.	Players	Rebounds	Season
1.	Jessica Shepard	390	2018-19
2.	Katryna Gaither	368	1996-97
3.	Devereaux Peters	363	2011-12
4.	Natalie Achonwa	350	2012-13
5.	Liatu King	342	2024-25
6.	Jessica Shepard	308	2017-18
7.	Brianna Turner	306	2018-19
8.	Shari Matvey	305	1979-80
9.	Maddy Westbeld	297	2023-24
10.	Devereaux Peters	293	2010-11

HIGHEST REBOUND AVERAGE

Rk.	Player	Average	Season
1.	Liatu King	10.4	2024-25
2.	Jessica Shepard	10.3	2018-19
3.	Shari Matvey	10.2	1979-80
4.	Letitia Bowen	9.8	1992-93
5.	Katryna Gaither	9.7	1996-97
6.	Jane Polittiski	9.6	1977-78
7.	Letitia Bowen	9.52	1993-94
8.	Natalie Achonwa	9.46	2012-13
9.	Devereaux Peters	9.3	2011-12
10.	Katryna Gaither	9.13	1995-96

ASSISTS**MOST ASSISTS**

Rk.	Player	Assists	Season
1.	Lindsay Allen	282	2016-17
2.	Niele Ivey	247	2000-01
3.	Olivia Miles	244	2021-22
4.	Mary Gavin	243	1987-88
5.	Skylar Diggins	225	2012-13

Rk.	Player	Assists	Season
6.	Skylar Diggins	222	2011-12
7.	Mary Gavin	214	1986-87
8.	Lindsay Allen	205	2014-15
9.	Mary Gavin	205	1985-86
10.	Lindsay Allen	204	2015-16

HIGHEST ASSIST AVERAGE

Rk.	Player	Average	Season
1.	Mary Gavin	8.7	1987-88
2.	Mary Gavin	7.9	1986-87
3.	Lindsay Allen	7.6	2016-17
4.	Olivia Miles	7.4	2021-22
5.	Niele Ivey	6.9	2000-01
	Olivia Miles	6.9	2022-23
7.	Mary Gavin	6.6	1985-86
8.	Niele Ivey	6.5	1998-99
9.	Mollie Peirick	6.2	1997-98
10.	Skylar Diggins	6.08	2012-13

HIGHEST ASSIST/TURNOVER RATIO

Minimum 3.0 assists per game

Rk.	Player	Ratio	Assists	Turnovers	Season
1.	Lindsay Allen	3.57	282	79	2016-17
2.	Niele Ivey	2.67	247	109	2000-01
3.	Jackie Young	2.63	192	73	2018-19
4.	Lindsay Allen	2.52	204	81	2015-16
5.	Marina Mabrey	2.44	171	70	2018-19
6.	Olivia Miles	2.32	197	85	2024-25
7.	Lindsay Allen	2.24	150	67	2013-14
8.	Skylar Diggins	2.16	222	103	2011-12

BLOCKED SHOTS**MOST BLOCKED SHOTS**

Rk.	Player	Blocks	Season
1.	Ruth Riley	113	2000-01
2.	Brianna Turner	109	2018-19
3.	Ruth Riley	101	1998-99
4.	Shari Matvey	94	1979-80
5.	Maya Dodson	91	2021-22
6.	Brianna Turner	89	2014-15
7.	Brianna Turner	88	2015-16
8.	Brianna Turner	86	2016-17
9.	Ruth Riley	85	1999-00
10.	Devereaux Peters	78	2011-12
	Amanda Barksdale	78	2001-02

HIGHEST BLOCKED SHOT AVERAGE

Rk.	Player	Average	Season
1.	Ruth Riley	3.3	1998-99
2.	Ruth Riley	3.14	2000-01
3.	Shari Matvey	3.13	1979-80
4.	Brianna Turner	3.03	2015-16
5.	Amanda Barksdale	3.0	2001-02
6.	Maya Dodson	2.8	2021-22
	Brianna Turner	2.8	2018-19
8.	Ruth Riley	2.7	1999-00
9.	Brianna Turner	2.5	2014-15
10.	Brianna Turner	2.46	2016-17

STEALS**MOST STEALS**

Rk.	Player	Steals	Season
1.	Hannah Hidalgo	202	2025-26



Rk.	Player	Steals	Season
2.	Hannah Hidalgo	160	2023-24
3.	Hannah Hidalgo	119	2024-25
4.	Skylar Diggins	114	2012-13
5.	Skylar Diggins	102	2011-12
6.	Niele Ivey	95	1999-00
7.	Niele Ivey	94	2000-01
8.	Mary Gavin	93	1987-88
9.	Jeannine Augustin	92	1996-97
10.	Skylar Diggins	90	2009-10
	Megan Duffy	90	2004-05

HIGHEST STEAL AVERAGE

Rk.	Player	Average	Season
1.	Hannah Hidalgo	5.6	2025-26
2.	Hannah Hidalgo	4.6	2023-24
3.	Hannah Hidalgo	3.7	2024-25
4.	Mary Gavin	3.3	1987-88
5.	Coquese Washington	3.2	1991-92
6.	Skylar Diggins	3.1	2012-13
7.	Niele Ivey	2.97	1999-00
8.	Mary Gavin	2.96	1986-87
9.	Coquese Washington	2.9	1992-93
10.	Megan Duffy	2.73	2004-05

FOULS

MOST FOULS

Rk.	Player	Fouls	Season
1.	Ruth Riley	109	1999-00
	Ruth Riley	109	1997-98
3.	Ruth Riley	106	1998-99
	Margaret Nowlin	106	1990-91
5.	Hannah Hidalgo	104	2025-26
6.	Letitia Bowen	103	1993-94
7.	Maddy Westbeld	102	2023-24
8.	Devereaux Peters	102	2011-12
	Margaret Nowlin	102	1989-90
	Tricia McManus	102	1979-80

MOST TIMES FOULED OUT

Rk.	Player	Times	Season
1.	Ruth Riley	8	1997-98
2.	Margaret Nowlin	7	1990-91
3.	Kelley Siemon	6	1998-99
	Letitia Bowen	6	1993-94
	Tootie Jones	6	1993-94
	Margaret Nowlin	6	1991-92

GAMES

GAMES STARTED

Rk.	Player	Season	Games
1.	Arike Ogunbowale	2018-19	39
	Brianna Turner	2018-19	39
	Lindsay Allen	2014-15	39
	Jewell Loyd	2014-15	39
	Skylar Diggins	2011-12	39
	Brittany Mallory	2011-12	39
	Natalie Novosel	2011-12	39
	Devereaux Peters	2011-12	39
	Becca Bruszewski	2010-11	39
	Natalie Novosel	2010-11	39
	Devereaux Peters	2010-11	39

GAMES PLAYED

Rk.	Player	Games	Season
1.	18 times	39	
	(MR: Arike Ogunbowale)		2018-19
	(MR: Brianna Turner)		2018-19

MINUTES

MINUTES PLAYED

Rk.	Player	Minutes	Season
1.	Jackie Young	1,308	2017-18
2.	Hannah Hidalgo	1,306	2025-26
3.	Arike Ogunbowale	1,305	2017-18
4.	Marina Mabrey	1,303	2017-18
5.	Arike Ogunbowale	1,285	2018-19
6.	Lindsay Allen	1,279	2016-17
7.	Hannah Hidalgo	1,252	2023-24
8.	Jewell Loyd	1,249	2014-15
9.	Vanessa de Jesus	1,229	2025-26
10.	Beth Morgan	1,227	1996-97

HIGHEST MINUTES AVERAGE

Rk.	Player	Season	Average
1.	Megan Duffy	2005-06	38.4
2.	Megan Duffy	2004-05	37.0
3.	Hannah Hidalgo	2025-26	36.3
4.	Marta Sniezek	2019-20	36.2
5.	Sonia Citron	2023-24	35.8
	Hannah Hidalgo	2023-24	35.8
7.	Hannah Hidalgo	2024-25	35.5
8.	Destinee Walker	2019-20	35.4
9.	Mary Gavin	1986-87	35.1
10.	Lindsay Allen	2016-17	34.6

DOUBLE-DOUBLES

MOST DOUBLE-DOUBLES

Rk.	Player	DDs	Season
1.	Natalie Achonwa	19	2012-13
	Jessica Shepard	19	2018-19
3.	Katryna Gaither	16	1996-97
4.	Jessica Shepard	15	2017-18
	Shari Matvey	15	1979-80
6.	Liatu King	14	2024-25
	Katryna Gaither	14	1995-96
8.	Jacqueline Batteast	13	2003-04
9.	Maddy Westbeld	12	2023-24
	Jackie Young	12	2018-19
	Devereaux Peters	12	2011-12
	Ruth Riley	12	1998-99

MOST DOUBLE-DOUBLES (GUARD)

Rk.	Player	DDs	Season
1.	Jackie Young	12	2018-19
2.	Hannah Hidalgo	10	2025-26
3.	Olivia Miles	10	2022-23
4.	Olivia Miles	9	2021-22
5.	Hannah Hidalgo	8	2023-24
6.	Lindsay Schrader	7	2008-09
7.	Olivia Miles	6	2024-25
8.	Lindsay Schrader	6	2009-10
	Danielle Green	6	1998-99
10.	Jackie Young	5	2017-18



Rk.	Player	DDs	Season
	Jewell Loyd	5	2013-14
	Beth Morgan	5	1996-97

INDIVIDUAL RECORDS BY CLASS

Player class years sorted by academic standing; thus, fifth-year seniors may be listed twice under senior year records

MOST POINTS

AS A FRESHMAN

Rk.	Player	Points	Season
1.	Hannah Hidalgo	790	2023-24
2.	Shari Matvey	529	1979-80
3.	Beth Morgan	518	1993-94
4.	Brianna Turner	496	2014-15
5.	Skylar Diggins	484	2009-10
6.	Olivia Miles	452	2021-22
7.	Jewell Loyd	450	2012-13
8.	Alicia Ratay	447	1999-00
9.	Sam Brunelle	432	2019-20
10.	Katlyn Gilbert	423	2019-20

AS A SOPHOMORE

Rk.	Player	Points	Season
1.	Hannah Hidalgo	761	2024-25
2.	Jewell Loyd	687	2013-14
3.	Katryna Gaither	590	1994-95
4.	Arike Ogunbowale	588	2016-17
5.	Skylar Diggins	585	2010-11
6.	Jackie Young	551	2017-18
7.	Marina Mabrey	540	2016-17
8.	Ruth Riley	514	1998-99
9.	Sonia Citron	484	2022-23
10.	Beth Morgan	482	1994-95

AS A JUNIOR

Rk.	Player	Points	Season
1.	Hannah Hidalgo	909	2025-26
2.	Arike Ogunbowale	791	2017-18
3.	Jewell Loyd	772	2014-15
4.	Skylar Diggins	657	2011-12
5.	Beth Morgan	626	1995-96
6.	Katryna Gaither	613	1995-96
7.	Jessica Shepard	594	2017-18
8.	Kayla McBride	590	2012-13
9.	Natalie Novosel	588	2010-11
10.	Jackie Young	560	2018-19

AS A SENIOR

Rk.	Player	Points	Season
1.	Arike Ogunbowale	849	2018-19
2.	Katryna Gaither	776	1996-97
3.	Beth Morgan	696	1996-97
4.	Ruth Riley	672	2000-01
5.	Kayla McBride	669	2013-14
6.	Jessica Shepard	634	2018-19
7.	Skylar Diggins	631	2012-13
8.	Natalie Novosel	591	2011-12
9.	Trena Keys	587	1985-86

Rk.	Player	Points	Season
10.	Jacqueline Batteast	559	2004-05

HIGHEST SCORING AVERAGE

AS A FRESHMAN

Rk.	Player	Average	Season
1.	Hannah Hidalgo	22.6	2023-24
2.	Beth Morgan	17.9	1993-94
3.	Shari Matvey	17.6	1979-80
4.	Maddy Westbeld	15.2	2020-21
5.	Alicia Ratay	14.0	1999-00
6.	Sam Brunelle	13.9	2019-20
7.	Skylar Diggins	13.8	2009-10
	Brianna Turner	13.8	2014-15
	Jacqueline Batteast	13.8	2001-02
10.	Olivia Miles	13.7	2021-22

AS A SOPHOMORE

Rk.	Player	Average	Season
1.	Hannah Hidalgo	23.8	2024-25
2.	Katryna Gaither	19.0	1994-95
3.	Jewell Loyd	18.6	2013-14
4.	Beth Morgan	17.9	1994-95
5.	Ruth Riley	16.6	1998-99
6.	Arike Ogunbowale	15.9	2016-17
7.	Skylar Diggins	15.0	2010-11
8.	Shari Matvey	14.8	1980-81
9.	Sonia Citron	14.7	2022-23
10.	Marina Mabrey	14.6	2016-17
	Brianna Turner	14.6	2015-16

AS A JUNIOR

Rk.	Player	Average	Season
1.	Hannah Hidalgo	25.3	2025-26
2.	Arike Ogunbowale	20.8	2017-18
3.	Beth Morgan	20.2	1995-96
4.	Jewell Loyd	19.79	2014-15
5.	Katryna Gaither	19.77	1995-96
6.	Heidi Bunek	17.9	1987-88
7.	Sonia Citron	17.3	2023-24
8.	Trena Keys	17.3	1984-85
9.	Charel Allen	17.0	2006-07
10.	Skylar Diggins	16.8	2011-12

AS A SENIOR

Rk.	Player	Average	Season
1.	Arike Ogunbowale	21.8	2018-19
2.	Katryna Gaither	20.4	1996-97
3.	Trena Keys	19.6	1985-86
4.	Ruth Riley	18.7	2000-01
5.	Beth Morgan	18.3	1996-97
6.	Kayla McBride	17.6	2013-14
7.	Skylar Diggins	17.1	2012-13
8.	Jacqueline Batteast	16.9	2004-05
9.	Karen Robinson	16.8	1990-91
10.	Jessica Shepard	16.7	2018-19

MOST FIELD GOALS MADE

AS A FRESHMAN



Rk.	Player	Made	Season
1.	Hannah Hidalgo	278	2023-24
2.	Shari Matvey	237	1979-80
3.	Brianna Turner	202	2014-15
4.	Beth Morgan	192	1993-94
5.	Olivia Miles	177	2021-22
6.	Katlyn Gilbert	170	2019-20
7.	Skylar Diggins	169	2009-10
8.	Jewell Loyd	164	2012-13
9.	Sam Brunelle	162	2019-20
10.	Courtney LaVere	151	2002-03

AS A SOPHOMORE

Rk.	Player	Made	Season
1.	Jewell Loyd	267	2013-14
2.	Hannah Hidalgo	266	2024-25
3.	Katryna Gaither	252	1994-95
4.	Arike Ogunbowale	217	2016-17
5.	Jackie Young	212	2017-18
6.	Skylar Diggins	202	2010-11
7.	Ruth Riley	198	1998-99
8.	Marina Mabrey	195	2016-17
9.	Shari Matvey	184	1980-81
10.	Kayla McBride	179	2011-12
	Jacqueline Batteast	179	2002-03

AS A JUNIOR

Rk.	Player	Made	Season
1.	Hannah Hidalgo	339	2025-26
2.	Arike Ogunbowale	291	2017-18
3.	Jewell Loyd	272	2014-15
4.	Katryna Gaither	261	1995-96
5.	Jessica Shepard	244	2017-18
6.	Kayla McBride	237	2012-13
7.	Skylar Diggins	233	2011-12
8.	Brianna Turner	226	2016-17
9.	Beth Morgan	219	1995-96
10.	Charel Allen	213	2006-07

AS A SENIOR

Rk.	Player	Made	Season
1.	Katryna Gaither	324	1996-97
2.	Arike Ogunbowale	303	2018-19
3.	Jessica Shepard	268	2018-19
4.	Kayla McBride	259	2013-14
5.	Trena Keys	250	1985-86
6.	Ruth Riley	245	2000-01
7.	Beth Morgan	235	1996-97
8.	Karen Robinson	228	1990-91
9.	Brianna Turner	224	2018-19
10.	Skylar Diggins	218	2012-13

MOST FGs ATTEMPTED

AS A FRESHMAN

Rk.	Player	Attempts	Season
1.	Hannah Hidalgo	624	2023-24
2.	Katlyn Gilbert	444	2019-20
3.	Beth Morgan	410	1993-94
4.	Sam Brunelle	408	2019-20
5.	Shari Matvey	407	1979-80
6.	Olivia Miles	389	2021-22
7.	Skylar Diggins	385	2009-10
8.	Jewell Loyd	367	2012-13

Rk.	Player	Attempts	Season
9.	Michelle Marciniak	357	1991-92
10.	Arike Ogunbowale	330	2015-16

AS A SOPHOMORE

Rk.	Player	Attempts	Season
1.	Hannah Hidalgo	575	2024-25
2.	Jewell Loyd	516	2013-14
3.	Arike Ogunbowale	483	2016-17
4.	Skylar Diggins	468	2010-11
5.	Jacqueline Batteast	461	2002-03
6.	Marina Mabrey	414	2016-17
7.	Jackie Young	408	2017-18
8.	Katryna Gaither	406	1994-95
9.	Beth Morgan	392	1994-95
10.	Shari Matvey	379	1980-81

AS A JUNIOR

Rk.	Player	Attempts	Season
1.	Hannah Hidalgo	714	2025-26
2.	Arike Ogunbowale	657	2017-18
3.	Jewell Loyd	614	2014-15
4.	Kayla McBride	523	2012-13
5.	Charel Allen	491	2006-07
6.	Beth Morgan	475	1995-96
7.	Skylar Diggins	466	2011-12
8.	Jacqueline Batteast	451	2003-04
9.	Jessica Shepard	432	2017-18
10.	Marina Mabrey	421	2017-18

AS A SENIOR

Rk.	Player	Attempts	Season
1.	Arike Ogunbowale	680	2018-19
2.	Beth Morgan	575	1996-97
3.	Kayla McBride	557	2013-14
4.	Katryna Gaither	544	1996-97
5.	Skylar Diggins	515	2012-13
6.	Jacqueline Batteast	505	2004-05
7.	Trena Keys	483	1985-86
8.	Karen Robinson	475	1990-91
9.	Natalie Novosel	455	2011-12
10.	Jessica Shepard	451	2018-19

HIGHEST FG PERCENTAGE

AS A FRESHMAN

Minimum 3.5 made per game

Rk.	Player	M-A	%	Season
1.	Brianna Turner	202-310	.652*	2014-15
2.	Ruth Riley	141-235	.600	1997-98
3.	Heidi Bunek	96-161	.596	1985-86
4.	Carrie Bates	136-231	.589	1981-82
5.	Shari Matvey	237-407	.582	1979-80
6.	Kayla McBride	68-122	.557	2010-11
7.	Annie Schwartz	112-209	.536	1986-87
8.	Sandy Botham	108-204	.529	1984-85
9.	Devereaux Peters	82-157	.522	2007-08
10.	Mary Beth Schueth	137-265	.517	1981-82

* NCAA national statistical leader

AS A SOPHOMORE

Rk.	Player	M-A	%	Season
1.	Ruth Riley	198-290	.683*	1998-99
2.	Sandy Botham	172-269	.639	1985-86



2025-26 NOTRE DAME WOMEN'S BASKETBALL

Rk.	Player	M-A	%	Season
3.	Katryna Gaither	252-406	.621	1994-95
4.	Carey Poor	99-163	.607	1993-94
5.	Heidi Bunek	161-267	.603	1986-87
6.	Brianna Turner	169-285	.593	2015-16
7.	Mikayla Vaughn	90-154	.584	2019-20
8.	Krissi Davis	120-208	.577	1988-89
9.	Sara Liebscher	118-216	.546	1988-89
10.	Comalita Haysbert	80-147	.544	1989-90

* NCAA national statistical leader

AS A JUNIOR

Rk.	Player	M-A	%	Season
1.	Katryna Gaither	261-412	.633	1995-96
2.	Brianna Turner	226-365	.619	2016-17
3.	Ruth Riley	193-314	.615	1999-00
4.	Heidi Bunek	212-348	.609	1987-88
5.	Krissi Davis	145-250	.580	1989-90
6.	Jessica Shepard	244-432	.565	2017-18
7.	Sandy Botham	138-246	.561	1986-87
8.	Carrie Bates	129-234	.551	1983-84
9.	Shari Matvey	109-203	.537	1981-82
10.	Jackie Young	211-400	.528	2018-19

AS A SENIOR

Rk.	Player	M-A	%	Season
1.	Brianna Turner	224-355	.631	2018-19
2.	Ruth Riley	245-390	.628	2000-01
3.	Natalie Achonwa	193-316	.611	2013-14
4.	Sandy Botham	176-291	.605	1987-88
5.	Katryna Gaither	324-544	.596	1996-97
6.	Jessica Shepard	268-451	.594	2018-19
7.	Devereaux Peters	195-329	.593	2010-11
8.	Krissi Davis	158-273	.579	1990-91
9.	Liatu King	175-311	.563	2024-25
10.	Rosanne Bohman	162-288	.562	1996-97

MOST 3-POINT FIELD-GOALS

AS A FRESHMAN

Rk.	Player	Made	Season
1.	Alicia Ratay	73	1999-00
2.	Sam Brunelle	58	2019-20
3.	Hannah Hidalgo	50	2023-24
4.	Beth Morgan	46	1993-94
5.	Sheila McMillen	41	1995-96
6.	Skylar Diggins	35	2009-10
7.	Brittany Mallory	34	2007-08
8.	Marina Mabrey	34	2015-16
9.	Olivia Miles	33	2021-22
10.	Jewell Loyd	31	2012-13
	Sherisha Hills	31	1998-99

AS A SOPHOMORE

Rk.	Player	Made	Season
1.	Alicia Ratay	81	2000-01
2.	Marina Mabrey	75	2016-17
3.	Michaela Mabrey	72	2013-14
4.	Arike Ogunbowale	64	2016-17
5.	Hannah Hidalgo	62	2024-25
6.	Beth Morgan	53	1994-95
7.	Lisa Kuhns	48	1987-88

Rk.	Player	Made	Season
	Sonia Citron	48	2022-23
9.	Megan Duffy	46	2003-04
10.	Sheila McMillen	42	1996-97

AS A JUNIOR

Rk.	Player	Made	Season
1.	Marina Mabrey	85	2017-18
2.	Michaela Mabrey	75	2014-15
3.	Beth Morgan	71	1995-96
4.	Sheila McMillen	68	1997-98
5.	Arike Ogunbowale	65	2017-18
6.	Alicia Ratay	58	2001-02
7.	Megan Duffy	50	2004-05
8.	Niele Ivey	47	1998-99
9.	Sonia Citron	46	2023-24
10.	Ashley Barlow	40	2008-09
	Dara Mabrey	40	2020-21

AS A SENIOR

Rk.	Player	Made	Season
1.	Sheila McMillen	98	1998-99
2.	Iyana Moore	80	2025-26
	Marina Mabrey	80	2018-19
4.	Olivia Miles	73	2024-25
	Dara Mabrey	73	2021-22
	Madison Cable	73	2015-16
7.	Arike Ogunbowale	71	2018-19
8.	Michaela Mabrey	64	2015-16
9.	Niele Ivey	61	1999-00
	Beth Morgan	61	1996-97

MOST 3-PT FGS ATTEMPTED

AS A FRESHMAN

Rk.	Player	Attempts	Seasons
1.	Sam Brunelle	184	2019-20
2.	Alicia Ratay	152	1999-00
3.	Hannah Hidalgo	147	2023-24
4.	Beth Morgan	124	1993-94
5.	Olivia Miles	122	2021-22
	Brittany Mallory	122	2007-08
7.	Sherisha Hills	114	1998-99
8.	Skylar Diggins	100	2009-10
9.	Kellie Watson	94	2008-09
10.	Sheila McMillen	89	1995-96

AS A SOPHOMORE

Rk.	Player	Attempts	Season
1.	Marina Mabrey	196	2016-17
2.	Michaela Mabrey	171	2013-14
3.	Hannah Hidalgo	155	2024-25
4.	Alicia Ratay	148	2000-01
5.	Sheila McMillen	142	1996-97
6.	Arike Ogunbowale	141	2016-17
7.	Beth Morgan	139	1994-95
8.	Sonia Citron	120	2022-23
9.	Lisa Kuhns	118	1987-88
10.	Megan Duffy	114	2003-04

AS A JUNIOR

Rk.	Player	Attempts	Season
1.	Marina Mabrey	218	2017-18
2.	Michaela Mabrey	186	2014-15
3.	Beth Morgan	178	1995-96



Rk.	Player	Attempts	Season
4.	Sheila McMillen	172	1997-98
5.	Arike Ogunbowale	170	2017-18
6.	Hannah Hidalgo	142	2025-26
	Alicia Ratay	142	2001-02
8.	Sonia Citron	128	2023-24
9.	Megan Duffy	125	2004-05
10.	Ashley Barlow	110	2008-09

AS A SENIOR

Rk.	Player	Attempts	Season
1.	Sheila McMillen	247	1998-99
2.	Iyana Moore	215	2025-26
3.	Dara Mabrey	198	2021-22
	Arike Ogunbowale	198	2018-19
5.	Marina Mabrey	196	2018-19
6.	Beth Morgan	187	1996-97
7.	Olivia Miles	180	2024-25
8.	Megan Duffy	167	2005-06
	Niele Ivey	167	1999-00
10.	Mollie Petrick	163	1997-98

HIGHEST 3-PT FG PERCENTAGE

AS A FRESHMAN

Minimum 1 made per game

Rk.	Player	3FGM-A	%	Season
1.	Alicia Ratay	73-152	.480	1999-00
2.	Sheila McMillen	41-89	.461	1995-96
3.	Marina Mabrey	34-75	.453	2015-16
4.	Jeneka Joyce	30-79	.380	2000-01
5.	Beth Morgan	46-124	.371	1993-94
6.	Skyлар Diggins	35-100	.350	2009-10
7.	Hannah Hidalgo	50-147	.340	2023-24
8.	Jacqueline Batteast	27-81	.333	2001-02
9.	Sam Brunelle	58-184	.315	2019-20
10.	Brittany Mallory	34-122	.279	2007-08

AS A SOPHOMORE

Rk.	Player	3FGM-A	%	Season
1.	Alicia Ratay	81-148	.547*	2000-01
2.	Arike Ogunbowale	64-141	.454	2016-17
3.	Michaela Mabrey	72-171	.421	2013-14
4.	Emma Risch	18-43	.419	2024-25
5.	Lisa Kuhns	48-118	.407	1987-88
6.	Megan Duffy	46-114	.404	2003-04
7.	Hannah Hidalgo	62-155	.400	2024-25
	Sonia Citron	48-120	.400	2022-23
9.	Marina Mabrey	75-196	.383	2016-17
	Sam Brunelle	23-60	.383	2020-21

* NCAA sophomore record

AS A JUNIOR

Rk.	Player	3FGM-A	%	Season
1.	Niele Ivey	47-105	.448	1998-99
2.	Sherri Orlosky	31-74	.419	1992-93
3.	Mollie Petrick	39-94	.415	1996-97
4.	Alicia Ratay	58-142	.408	2001-02
5.	Michaela Mabrey	75-186	.403	2014-15
6.	Megan Duffy	50-125	.400	2004-05
7.	Beth Morgan	71-178	.399	1995-96
8.	Sheila McMillen	68-172	.395	1997-98
9.	Marina Mabrey	85-218	.390	2017-18
10.	Dara Mabrey	40-104	.385	2020-21

AS A SENIOR

Rk.	Player	3FGM-A	%	Season
1.	Madison Cable	39-82	.476	2014-15
2.	Madison Cable	73-155	.471	2015-16
3.	Alicia Ratay	50-108	.463	2002-03
4.	Niele Ivey	57-129	.442	2000-01
5.	Lisa Kuhns	37-85	.435	1989-90
6.	Natalie Novosel	44-107	.411	2011-12
7.	Marina Mabrey	80-196	.408	2018-19
8.	Olivia Miles	73-180	.406	2024-25
9.	Brittany Mallory	45-112	.402	2010-11
10.	Vanessa de Jesus	54-135	.400	2025-26
	Michaela Mabrey	64-160	.400	2015-16

MOST FREE-THROWS MADE

AS A FRESHMAN

Rk.	Player	FTM	Season
1.	Hannah Hidalgo	184	2023-24
2.	Skyлар Diggins	111	2009-10
3.	Courtney LaVere	95	2002-03
4.	Arike Ogunbowale	94	2015-16
5.	Brianna Turner	92	2014-15
6.	Sonia Citron	91	2021-22
7.	Jewell Loyd	91	2012-13
8.	Ashley Barlow	90	2006-07
9.	Beth Morgan	88	1993-94
10.	Ruth Riley	86	1997-98

AS A SOPHOMORE

Rk.	Player	FTM	Season
1.	Hannah Hidalgo	167	2024-25
2.	Skyлар Diggins	145	2010-11
3.	Jewell Loyd	118	2013-14
4.	Ruth Riley	118	1998-99
5.	Jackie Young	116	2017-18
6.	Ashley Barlow	111	2007-08
7.	Krissi Davis	94	1988-89
	Sonia Citron	94	2022-23
9.	Olivia Miles	92	2022-23
10.	Arike Ogunbowale	90	2016-17

AS A JUNIOR

Rk.	Player	FTM	Season
1.	Hannah Hidalgo	195	2025-26
	Jewell Loyd	195	2014-15
3.	Natalie Novosel	183	2010-11
4.	Skyлар Diggins	158	2011-12
5.	Natalie Achonwa	144	2012-13
	Arike Ogunbowale	144	2017-18
7.	Megan Duffy	137	2004-05
8.	Ruth Riley	132	1999-00
9.	Jackie Young	124	2018-19
10.	Beth Morgan	117	1995-96

AS A SENIOR

Rk.	Player	FTM	Season
1.	Ruth Riley	182	2000-01
2.	Arike Ogunbowale	172	2018-19
3.	Natalie Novosel	165	2011-12
	Beth Morgan	165	1996-97
5.	Skyлар Diggins	149	2012-13
6.	Megan Duffy	135	2005-06
7.	Katryna Gaither	128	1996-97
8.	Jacqueline Batteast	127	2004-05
9.	Alicia Ratay	126	2002-03
10.	Danielle Green	116	1998-99



MOST FTS ATTEMPTED

AS A FRESHMAN

Rk.	Player	FTA	Season
1.	Hannah Hidalgo	237	2023-24
2.	Brianna Turner	152	2014-15
3.	Skylar Diggins	142	2009-10
4.	Courtney LaVere	136	2002-03
5.	Arike Ogunbowale	131	2015-16
6.	Ruth Riley	115	1997-98
7.	Beth Morgan	112	1993-94
8.	Jewell Loyd	111	2012-13
9.	Lindsay Schrader	111	2005-06
10.	Kelley Siemon	110	1997-98
	Michelle Marciniak	110	1991-92

AS A SOPHOMORE

Rk.	Player	FTA	Season
1.	Skylar Diggins	198	2010-11
2.	Hannah Hidalgo	195	2024-25
3.	Ruth Riley	171	1998-99
4.	Katryna Gaither	167	1994-95
5.	Jackie Young	147	2017-18
6.	Jewell Loyd	146	2013-14
7.	Ashley Barlow	138	2007-08
8.	Brianna Turner	133	2015-16
9.	Krissi Davis	124	1988-89
10.	Arike Ogunbowale	123	2016-17
	Sonia Citron	123	2022-23

AS A JUNIOR

Rk.	Player	FTA	Season
1.	Jewell Loyd	236	2014-15
2.	Hannah Hidalgo	234	2025-26
3.	Natalie Novosel	232	2010-11
4.	Skylar Diggins	201	2011-12
5.	Arike Ogunbowale	181	2017-18
6.	Natalie Achonwa	180	2012-13
7.	Ruth Riley	164	1999-00
8.	Jackie Young	158	2018-19
9.	Katryna Gaither	157	1995-96
10.	Jessica Shepard	156	2017-18

AS A SENIOR

Rk.	Player	FTA	Season
1.	Ruth Riley	237	2000-01
2.	Arike Ogunbowale	214	2018-19
3.	Beth Morgan	204	1996-97
4.	Natalie Novosel	199	2011-12
5.	Skylar Diggins	183	2012-13
6.	Katryna Gaither	180	1996-97
7.	Jacqueline Batteast	162	2004-05
8.	Brianna Turner	161	2018-19
9.	Megan Duffy	152	2005-06
10.	Danielle Green	151	1999-00

HIGHEST FT PERCENTAGE

AS A FRESHMAN

Minimum 2 made per game

Rk.	Player	FTM-A	%	Season
1.	Charel Allen	72-85	.847	2004-05
2.	Carey Poor	49-58	.845	1992-93
3.	Sonia Citron	91-108	.843	2021-22
4.	Alicia Ratay	84-101	.832	1999-00
5.	Ashley Barlow	90-109	.826	2006-07
6.	Jewell Loyd	91-111	.820	2012-13
7.	Marina Mabrey	85-104	.817	2015-16
8.	Beth Morgan	88-112	.786	1993-94
9.	Skylar Diggins	111-142	.782	2009-10
10.	Karen Robinson	57-73	.781	1987-88

AS A SOPHOMORE

Rk.	Player	FTM-A	%	Season
1.	Hannah Hidalgo	167-195	.856	2024-25
2.	Marina Mabrey	75-89	.843	2016-17
3.	Letitia Bowen	87-106	.821	1992-93
4.	Megan Duffy	86-105	.819	2003-04
5.	Sara Liebscher	72-88	.818	1988-89
6.	Jewell Loyd	118-146	.808	2013-14
7.	Ashley Barlow	111-138	.804	2007-08
	Karen Robinson	82-102	.804	1988-89
9.	Beth Morgan	77-96	.802	1994-95
10.	Jackie Young	116-147	.789	2017-18

AS A JUNIOR

Rk.	Player	FTM-A	%	Season
1.	Sonia Citron	83-91	.912	2023-24
2.	Kayla McBride	90-100	.900	2012-13
3.	Megan Duffy	137-153	.895	2004-05
4.	Alicia Ratay	112-127	.882	2001-02
5.	Niele Ivey	80-92	.870	1998-99
6.	Marina Mabrey	78-91	.857	2017-18
7.	Beth Morgan	117-137	.854	1995-96
8.	Charel Allen	93-111	.838	2006-07
9.	Hannah Hidalgo	195-234	.833	2025-26
10.	Jewell Loyd	195-236	.826	2014-15

AS A SENIOR

Rk.	Player	FTM-A	%	Season
1.	Destinee Walker	55-61	.902	2020-21
2.	Sonia Citron	65-73	.890	2024-25
3.	Megan Duffy	135-152	.888	2005-06
4.	Alicia Ratay	126-143	.881	2002-03
5.	Kayla McBride	110-125	.880	2013-14
6.	Sheila McMillen	88-101	.871	1998-99
7.	Krissi Davis	107-126	.849	1990-91
8.	Madison Cable	69-81	.852	2015-16
9.	Mollie Peirick	67-80	.838	1997-98
10.	Natalie Novosel	165-199	.829	2011-12

MOST REBOUNDS

AS A FRESHMAN

Rk.	Player	Reb.	Season
1.	Shari Matvey	305	1979-80
2.	Brianna Turner	283	2014-15
3.	Ruth Riley	233	1997-98
4.	Mary Beth Schueth	227	1981-82
5.	Sonia Citron	218	2021-22
	Letitia Bowen	218	1991-92
7.	Hannah Hidalgo	216	2023-24
8.	Natalie Achonwa	208	2010-11
9.	Jacqueline Batteast	204	2001-02
10.	Olivia Miles	188	2021-22

AS A SOPHOMORE

Rk.	Player	Reb.	Season
1.	Jacqueline Batteast	267	2002-03
2.	Ruth Riley	260	1998-99
3.	Jackie Young	252	2017-18
4.	Letitia Bowen	246	1992-93
5.	Mary Beth Schueth	241	1982-83
6.	Jewell Loyd	239	2013-14
	Katryna Gaither	239	1994-95
8.	Taya Reimer	227	2014-15
9.	Sandy Botham	223	1985-86
10.	Margaret Nowlin	217	1989-90

AS A JUNIOR

Rk.	Player	Reb.	Season
1.	Natalie Achonwa	350	2012-13
2.	Jessica Shepard	308	2017-18
3.	Katryna Gaither	283	1995-96
4.	Jackie Young	281	2018-19
5.	Jacqueline Batteast	276	2003-04
	Letitia Bowen	276	1993-94
7.	Hannah Hidalgo	249	2025-26
8.	Brianna Turner	247	2016-17
9.	Heidi Bunek	246	1987-88
10.	Margaret Nowlin	240	1990-91

AS A SENIOR

Rk.	Player	Reb.	Season
1.	Jessica Shepard	390	2018-19
2.	Katryna Gaither	368	1996-97
3.	Devereaux Peters	363	2011-12
4.	Liatu King	342	2024-25
5.	Brianna Turner	306	2018-19
6.	Maddy Westbeld	297	2023-24
7.	Devereaux Peters	293	2010-11
8.	Ruth Riley	281	2000-01
9.	Margaret Nowlin	270	1991-92
10.	Letitia Bowen	259	1994-95

HIGHEST REB. AVERAGE

AS A FRESHMAN

Rk.	Player	RPG	Season
1.	Shari Matvey	10.2	1979-80
2.	Mary Beth Schueth	9.1	1981-82
3.	Anaya Peoples	8.1	2019-20
4.	Maddy Westbeld	7.9	2020-21
	Brianna Turner	7.9	2014-15
6.	Jacqueline Batteast	7.8	2001-02
	Letitia Bowen	7.8	1991-92
8.	Ruth Riley	7.3	1997-98
9.	Sonia Citron	6.6	2021-22
10.	Carrie Bates	6.5	1981-82

AS A SOPHOMORE

Rk.	Player	RPG	Season
1.	Janice Crowe	10.2	1980-81
2.	Letitia Bowen	9.8	1992-93
3.	Mary Beth Schueth	9.0	1982-83
4.	Ruth Riley	8.4	1998-99
5.	Jacqueline Batteast	8.3	2002-03
6.	Heidi Bunek	8.0	1986-87
7.	Katryna Gaither	7.7	1994-95
8.	Shari Matvey	7.6	1980-81
9.	Margaret Nowlin	7.5	1989-90
10.	Brianna Turner	7.3	2015-16
	Olivia Miles	7.3	2022-23

AS A JUNIOR

Rk.	Player	RPG	Season
1.	Jane Politiski	9.6	1978-79
2.	Letitia Bowen	9.52	1993-94
3.	Natalie Achonwa	9.46	2012-13
4.	Katryna Gaither	9.1	1995-96
5.	Heidi Bunek	8.8	1987-88
6.	Jacqueline Batteast	8.6	2003-04
7.	Jessica Shepard	8.1	2017-18
8.	Krissi Davis	8.0	1989-90
9.	Margaret Nowlin	7.5	1990-91
10.	Jackie Young	7.4	2018-19

AS A SENIOR

Rk.	Player	RPG	Season
1.	Liatu King	10.4	2024-25
2.	Jessica Shepard	10.3	2018-19
3.	Katryna Gaither	9.7	1996-97
4.	Jane Politiski	9.6	1978-79
5.	Devereaux Peters	9.3	2011-12
6.	Maddy Westbeld	8.7	2023-24
7.	Margaret Nowlin	8.7	1991-92
8.	Letitia Bowen	8.4	1994-95
9.	Jane Politiski	7.9	1979-80
10.	Brianna Turner	7.8	2018-19
	Ruth Riley	7.8	2000-01
	Sandy Botham	7.8	1987-88

**MOST ASSISTS****AS A FRESHMAN**

Rk.	Player	Assists	Season
1.	Olivia Miles	244	2021-22
2.	Hannah Hidalgo	194	2023-24
3.	Lindsay Allen	150	2013-14
4.	Mary Gavin	116	1984-85
5.	Coquese Washington	114	1989-90
6.	Skylar Diggins	112	2009-10
7.	Mollie Peirick	106	1994-95
8.	Karen Robinson	99	1987-88
9.	Ruth Kaiser	89	1981-82
10.	Michelle Marciniak	85	1991-92

AS A SOPHOMORE

Rk.	Player	Assists	Season
1.	Lindsay Allen	205	2014-15
	Mary Gavin	205	1985-86
3.	Olivia Miles	192	2022-23
4.	Skylar Diggins	186	2010-11
5.	Karen Robinson	184	1988-89
6.	Coquese Washington	179	1990-91
7.	Mollie Peirick	177	1995-96
8.	Le'Tania Severe	146	2001-02
9.	Jackie Young	139	2017-18
10.	Mollie Peirick	138	1995-96

AS A JUNIOR

Rk.	Player	Assists	Season
1.	Skylar Diggins	222	2011-12
2.	Mary Gavin	214	1986-87
3.	Lindsay Allen	204	2015-16
4.	Jackie Young	192	2018-19
5.	Hannah Hidalgo	188	2025-26
6.	Niele Ivey	181	1998-99
7.	Megan Duffy	178	2004-05
8.	Mollie Peirick	169	1996-97
9.	Marina Mabrey	168	2017-18
10.	Coquese Washington	141	1991-92

AS A SENIOR

Rk.	Player	Assists	Season
1.	Lindsay Allen	282	2016-17
2.	Niele Ivey	247	2000-01
3.	Mary Gavin	243	1987-88
4.	Skylar Diggins	225	2012-13
5.	Mollie Peirick	199	1997-98
6.	Olivia Miles	197	2024-25
7.	Niele Ivey	194	1999-00
8.	Jeaninne Augustin	193	1996-97
9.	Marina Mabrey	171	2018-19
10.	Marta Sniezek	166	2019-20

HIGHEST ASSIST AVG.**AS A FRESHMAN**

Rk.	Player	APG	Season
1.	Olivia Miles	7.4	2021-22
2.	Hannah Hidalgo	5.5	2023-24
3.	Mary Gavin	4.5	1984-85
4.	Lindsay Allen	3.94	2013-14
5.	Mollie Peirick	3.93	1994-95
	Coquese Washington	3.93	1989-90
7.	Ruth Kaiser	3.87	1981-82
8.	Karen Robinson	3.5	1987-88
9.	Skylar Diggins	3.2	2009-10
	Laura Dougherty	3.2	1981-82

AS A SOPHOMORE

Rk.	Player	APG	Season
1.	Olivia Miles	6.9	2022-23
2.	Mary Gavin	6.6	1985-86
3.	Karen Robinson	5.8	1988-89
4.	Mollie Peirick	5.7	1995-96
5.	Coquese Washington	5.6	1990-91
6.	Lindsay Allen	5.3	2014-15
7.	Le'Tania Severe	4.9	2001-02
8.	Skylar Diggins	4.8	2010-11
9.	Megan Duffy	3.9	2003-04
10.	Laura Dougherty	3.8	1982-83

AS A JUNIOR

Rk.	Player	APG	Season
1.	Mary Gavin	7.9	1986-87
2.	Niele Ivey	6.5	1998-99
3.	Skylar Diggins	5.7	2011-12
4.	Coquese Washington	5.6	1991-92
5.	Megan Duffy	5.4	2004-05
6.	Lindsay Allen	5.3	2015-16
7.	Hannah Hidalgo	5.2	2025-26
8.	Jackie Young	5.1	2018-19
9.	Karen Robinson	4.7	1989-90
10.	Mollie Peirick	4.5	1996-97

AS A SENIOR

Rk.	Player	APG	Season
1.	Mary Gavin	8.7	1987-88
2.	Lindsay Allen	7.6	2016-17
3.	Niele Ivey	6.9	2000-01
4.	Mollie Peirick	6.2	1997-98
5.	Skylar Diggins	6.1	2012-13
6.	Niele Ivey	6.1	1999-00
7.	Olivia Miles	5.8	2024-25
8.	Marta Sniezek	5.5	2019-20
9.	Kara Leary	5.2	1993-94
10.	Jeaninne Augustin	5.1	1996-97

MOST BLOCKED SHOTS

AS A FRESHMAN

Rk.	Player	Blocks	Season
1.	Shari Matvey	94	1979-80
2.	Brianna Turner	89	2014-15
3.	Ruth Riley	71	1997-98
4.	Kate Koval	55	2024-25
5.	Taya Reimer	52	2013-14
6.	Devereaux Peters	45	2007-08
7.	Erica Williamson	39	2006-07
8.	Erica Solomon	38	2008-09
9.	Jacqueline Batteast	36	2001-02
10.	Amanda Barksdale	34	1999-00

AS A SOPHOMORE

Rk.	Player	Blocks	Season
1.	Ruth Riley	101	1998-99
2.	Brianna Turner	88	2015-16
3.	Amanda Barksdale	58	2000-01
4.	Jacqueline Batteast	50	2002-03
5.	Katryna Gaither	46	1994-95
6.	Taya Reimer	43	2014-15
7.	Teresa Borton	42	2002-03
8.	Courtney LaVere	41	2003-04
9.	Erica Williamson	38	2007-08
10.	Melissa D'Amico	35	2005-06

AS A JUNIOR

Rk.	Player	Blocks	Season
1.	Brianna Turner	86	2016-17
2.	Ruth Riley	85	1999-00
3.	Amanda Barksdale	78	2001-02
4.	Ariel Braker	45	2012-13
5.	Trena Keys	43	1984-85
6.	Katryna Gaither	40	1995-96
7.	Heidi Bunek	39	1987-88
	Tricia McManus	39	1979-80
9.	Jacqueline Batteast	38	2003-04
10.	Maddy Westbeld	38	2022-23

AS A SENIOR

Rk.	Player	Blocks	Season
1.	Ruth Riley	113	2000-01
2.	Brianna Turner	109	2018-19
3.	Maya Dodson	91	2021-22
4.	Devereaux Peters	78	2011-12
5.	Devereaux Peters	68	2010-11
6.	Teresa Borton	57	2004-05
7.	Courtney LaVere	50	2005-06
8.	Kylee Watson	44	2023-24
9.	Jacqueline Batteast	43	2004-05
10.	Cassandra Prosper	39	2025-26
	Maddy Westbeld	39	2023-24
	Natalie Achonwa	39	2013-14

HIGHEST BLOCK AVG.

AS A FRESHMAN

Rk.	Player	BPG	Season
1.	Shari Matvey	3.1	1979-80
2.	Brianna Turner	2.5	2014-15
3.	Ruth Riley	2.2	1997-98
4.	Devereaux Peters	2.0	2007-08
5.	Kate Koval	1.7	2024-25
6.	Jacqueline Batteast	1.38	2001-02
7.	Taya Reimer	1.37	2013-14
8.	Erica Williamson	1.3	2006-07
9.	Erica Solomon	1.23	2008-09
10.	Amanda Barksdale	1.21	1999-00

AS A SOPHOMORE

Rk.	Player	BPG	Season
1.	Ruth Riley	3.3	1998-99
2.	Brianna Turner	3.0	2015-16
3.	Amanda Barksdale	1.7	2000-01
4.	Mikayla Vaughn	1.6	2019-20
	Jacqueline Batteast	1.6	2002-03
6.	Katryna Gaither	1.5	1994-95
7.	Teresa Borton	1.3	2002-03
8.	Courtney LaVere	1.28	2003-04
9.	Melissa D'Amico	1.17	2005-06
	Tricia McManus	1.17	1979-80

AS A JUNIOR

Rk.	Player	BPG	Season
1.	Amanda Barksdale	3.0	2001-02
2.	Ruth Riley	2.7	1999-00
3.	Brianna Turner	2.5	2016-17
4.	Trena Keys	1.5	1984-85
5.	Heidi Bunek	1.4	1987-88
6.	Tricia McManus	1.3	1979-80
7.	Katryna Gaither	1.29	1995-96
8.	Ariel Braker	1.25	2012-13
9.	Devereaux Peters	1.2	2009-10
	Jacqueline Batteast	1.2	2003-04

AS A SENIOR

Rk.	Player	BPG	Season
1.	Ruth Riley	3.1	2000-01
2.	Maya Dodson	2.8	2021-22
	Brianna Turner	2.8	2018-19
4.	Devereaux Peters	2.0	2011-12
5.	Devereaux Peters	1.7	2010-11
	Teresa Borton	1.7	2004-05
	Courtney LaVere	1.7	2005-06
8.	Kylee Watson	1.4	2023-24
	Mikayla Vaughn	1.4	2020-21
10.	Jacqueline Batteast	1.3	2004-05

**MOST STEALS****AS A FRESHMAN**

Rk.	Player	Steals	Season
1.	Hannah Hidalgo	160	2023-24
2.	Skylar Diggins	90	2009-10
3.	Coquese Washington	67	1989-90
4.	Ashley Barlow	63	2006-07
	Michelle Marciniak	63	1991-92
6.	Katlyn Gilbert	61	2019-20
	Ruth Kaiser	61	1981-82
8.	Olivia Miles	59	2021-22
9.	Laura Dougherty	60	1981-82
10.	Sonia Citron	54	2021-22

AS A SOPHOMORE

Rk.	Player	Steals	Season
1.	Hannah Hidalgo	119	2024-25
2.	Coquese Washington	83	1990-91
3.	Krissi Davis	81	1988-89
4.	Niele Ivey	77	1997-98
5.	Skylar Diggins	75	2010-11
6.	Mary Gavin	72	1985-86
7.	Ashley Barlow	68	2007-08
8.	Jacqueline Batteast	63	2002-03
	Karen Robinson	63	1988-89
10.	Kayla McBride	60	2011-12
	Le'Tania Severe	60	2001-02
	Mollie Petrick	60	1995-96

AS A JUNIOR

Rk.	Player	Steals	Season
1.	Hannah Hidalgo	202*	2025-26
2.	Skylar Diggins	102	2011-12
3.	Megan Duffy	90	2004-05
4.	Mary Gavin	80	1986-87
5.	Marina Mabrey	79	2017-18
	Coquese Washington	79	1991-92
7.	Niele Ivey	74	1998-99
8.	Comalita Haysbert	72	1990-91
9.	Ashley Barlow	70	2008-09
10.	Le'Tania Severe	69	2002-03
	Letitia Bowen	69	1993-94

AS A SENIOR

Rk.	Player	Steals	Season
1.	Skylar Diggins	114	2012-13
2.	Niele Ivey	95	1999-00
3.	Niele Ivey	94	2000-01
4.	Mary Gavin	93	1987-88
5.	Jeannine Augustin	92	1996-97
6.	Lindsay Allen	83	2016-17
7.	Brittany Mallory	81	2011-12
8.	Ashley Barlow	80	2009-10
9.	Devereaux Peters	78	2011-12
	Coquese Washington	78	1992-93

*denotes NCAA record

HIGHEST STEAL AVERAGE**AS A FRESHMAN**

Rk.	Player	SPG	Season
1.	Hannah Hidalgo	4.6	2023-24
2.	Ruth Kaiser	2.7	1981-82
3.	Skylar Diggins	2.6	2009-10
4.	Laura Dougherty	2.4	1981-82
5.	Coquese Washington	2.3	1989-90
6.	Trena Keys	2.11	1982-83
7.	Mary Beth Schueth	2.08	1981-82
8.	Michelle Marciniak	2.03	1991-92
9.	Katlyn Gilbert	1.97	2019-20
	Ashley Barlow	1.97	2006-07

AS A SOPHOMORE

Rk.	Player	SPG	Season
1.	Hannah Hidalgo	3.7	2024-25
2.	Coquese Washington	2.6	1990-91
3.	Niele Ivey	2.5	1997-98
	Krissi Davis	2.5	1988-89
5.	Mary Gavin	2.3	1985-86
6.	Ruth Kaiser	2.1	1982-83
	Olivia Miles	2.1	2022-23
8.	Le'Tania Severe	2.0	2001-02
9.	Jacqueline Batteast	1.97	2002-03
	Karen Robinson	1.97	1988-89

AS A JUNIOR

Rk.	Player	SPG	Season
1.	Hannah Hidalgo	5.6	2025-26
2.	Coquese Washington	3.2	1991-92
3.	Mary Gavin	3.0	1986-87
4.	Megan Duffy	2.7	2004-05
5.	Niele Ivey	2.64	1998-99
6.	Skylar Diggins	2.62	2011-12
7.	Ashley Barlow	2.41	2008-09
8.	Letitia Bowen	2.38	1993-94
9.	Le'Tania Severe	2.2	2002-03
10.	Karen Robinson	2.14	1989-90

AS A SENIOR

Rk.	Player	SPG	Season
1.	Mary Gavin	3.3	1987-88
2.	Skylar Diggins	3.1	2012-13
3.	Niele Ivey	3.0	1999-00
4.	Coquese Washington	2.9	1992-93
5.	Niele Ivey	2.6	2000-01
6.	Kara Leary	2.5	1993-94
	Krissi Davis	2.5	1990-91
8.	Jeannine Augustin	2.4	1996-97
9.	Ashley Barlow	2.3	2009-10
10.	Lindsay Allen	2.2	2016-17

MOST FOULS

AS A FRESHMAN

Rk.	Player	Fouls	Season
1.	Ruth Riley	109	1997-98
2.	Hannah Hidalgo	96	2023-24
3.	Letitia Bowen	91	1991-92
4.	Taya Reimer	90	2013-14
	Kelley Siemon	90	1997-98
6.	Courtney LaVere	88	2002-03
7.	Brianna Turner	86	2014-15
	Michelle Marciniak	86	1991-92
9.	Shari Matvey	85	1979-80
10.	Sheila McMillen	83	1995-96

AS A SOPHOMORE

Rk.	Player	Fouls	Season
1.	Ruth Riley	106	1998-99
2.	Margaret Nowlin	102	1989-90
	Tricia McManus	102	1979-80
4.	Sandy Botham	99	1985-86
5.	Kelley Siemon	94	1998-99
6.	Becca Bruszewski	88	2008-09
7.	Courtney LaVere	87	2003-04
8.	Ashley Barlow	86	2007-08
	Coquese Washington	86	1990-91
10.	Lavetta Willis	85	1985-86

AS A JUNIOR

Rk.	Player	Fouls	Season
1.	Ruth Riley	109	1999-00
2.	Margaret Nowlin	106	1990-91
3.	Hannah Hidalgo	104	2025-26
4.	Letitia Bowen	103	1993-94
5.	Mollie Peirick	100	1996-97
6.	Tricia McManus	97	1980-81
7.	Sandy Botham	94	1986-87
8.	Tulyah Gaines	93	2006-07
9.	Becca Bruszewski	92	2009-10
10.	Carey Poor	88	1994-95

AS A SENIOR

Rk.	Player	Fouls	Season
1.	Maddy Westbeld	102	2023-24
	Devereaux Peters	102	2011-12
3.	Letitia Bowen	101	1994-95
	Becca Bruszewski	99	2010-11
5.	Malaya Cowles	97	2025-26
	Rosanne Bohman	97	1996-97
	Katryna Gaither	97	1996-97
8.	Devereaux Peters	96	2010-11
9.	Marta Sniezek	91	2019-20
10.	Sandy Botham	91	1987-88

MOST TIMES FOULED OUT

AS A FRESHMAN

Rk.	Player	FO	Season
1.	Ruth Riley	8	1997-98
2.	Devereaux Peters	5	2007-08
	Courtney LaVere	5	2002-03
4.	Letitia Bowen	4	1991-92
	Cathy Emigholz	4	1986-87
6.	Kate Koval	3	2024-25
	Ashley Barlow	3	2006-07
	Kelley Siemon	3	1997-98
	Coquese Washington	3	1989-90
	Jenny Klauke	3	1980-81

AS A SOPHOMORE

Rk.	Player	FO	Season
1.	Kelley Siemon	6	1998-99
2.	Carey Poor	5	1993-94
	Sandy Botham	5	1985-86
	Tricia McManus	5	1979-80
5.	Crystal Erwin	4	2004-05
	Jacqueline Batteast	4	2002-03
	Heidi Bunek	4	1987-88

AS A JUNIOR

Rk.	Player	FO	Season
1.	Sandy Botham	8	1986-87
2.	Margaret Nowlin	7	1990-91
3.	Letitia Bowen	6	1993-94
4.	Ruth Riley	5	1999-00
	Tricia McManus	5	1979-80

AS A SENIOR

Rk.	Player	FO	Season
1.	Tootie Jones	6	1993-94
	Margaret Nowlin	6	1991-92
3.	Sandy Botham	5	1987-88
4.	Letitia Bowen	4	1994-95
	Sherri Orlosky	4	1993-94
	Tricia McManus	4	1980-81
	Lauren Ebo	4	2022-23
8.	eight tied with	3	



GAMES STARTED

AS A FRESHMAN

Rk.	Player	GS	Season
1.	Lindsay Allen	38	2013-14
2.	Hannah Hidalgo	35	2023-24
	Brianna Turner	35	2014-15
	Jewell Loyd	35	2012-13
5.	Olivia Miles	33	2021-22
6.	Alicia Ratay	32	1999-00
7.	Sam Brunelle	31	2019-20
8.	Skylar Diggins	30	2009-10
	Kelley Siemon	30	1997-98
10.	Katlyn Gilbert	29	2019-20

AS A SOPHOMORE

Rk.	Player	GS	Season
1.	Lindsay Allen	39	2014-15
2.	Jackie Young	38	2017-18
	Skylar Diggins	38	2010-11
4.	Jewell Loyd	37	2013-14
5.	Arike Ogunbowale	36	2016-17
	Marina Mabrey	36	2016-17
	Kayla McBride	36	2011-12
8.	Taya Reimer	35	2014-15
	Alicia Ratay	35	2000-01
10.	Breona Gray	33	2004-05
	Kathryn Westbeld	33	2015-16
	Maddy Westbeld	33	2021-22
	Sonia Citron	33	2022-23

AS A JUNIOR

Rk.	Player	GS	Season
1.	Jewell Loyd	39	2014-15
	Skylar Diggins	39	2011-12
	Natalie Novosel	39	2010-11
4.	Jackie Young	38	2018-19
	Arike Ogunbowale	38	2017-18
	Marina Mabrey	38	2017-18
	Michaela Mabrey	38	2014-15
8.	Jessica Shepard	37	2017-18
	Natalie Achonwa	37	2012-13
10.	Hannah Hidalgo	36	2025-26
	Kayla McBride	36	2012-13

AS A SENIOR

Rk.	Player	GS	Season
1.	Arike Ogunbowale	39	2018-19
	Brianna Turner	39	2018-19
	Brittany Mallory	39	2011-12
	Natalie Novosel	39	2011-12
	Devereaux Peters	39	2011-12
	Becca Bruszewski	39	2010-11
	Devereaux Peters	39	2010-11
8.	Jessica Shepard	38	2018-19
	Kayla McBride	38	2013-14
	Rosanne Bohman	38	1996-97
	Katryna Gaither	38	1996-97
	Beth Morgan	38	1996-97

GAMES PLAYED

AS A FRESHMAN

Rk.	Player	GP	Season
1.	Kathryn Westbeld	39	2014-15
	Natalie Achonwa	39	2010-11
3.	Lindsay Allen	38	2013-14
	Taya Reimer	38	2013-14
	Julie Henderson	38	1996-97
6.	Brianna Turner	36	2014-15
	Jewell Loyd	36	2012-13
	Markisha Wright	36	2011-12
9.	Hannah Hidalgo	35	2023-24
	Skylar Diggins	35	2009-10
	Arike Ogunbowale	35	2015-16
	Marina Mabrey	35	2015-16

AS A SOPHOMORE

Rk.	Player	GP	Season
1.	Lindsay Allen	39	2014-15
	Natalie Achonwa	39	2011-12
	Kayla McBride	39	2011-12
	Skylar Diggins	39	2010-11
	Kaila Turner	39	2010-11
6.	Jackie Young	38	2017-18
	Sheila McMillen	38	1996-97
8.	Michaela Mabrey	38	2013-14
9.	Arike Ogunbowale	37	2016-17
	Marina Mabrey	37	2016-17
	Taya Reimer	37	2014-15
	Jewell Loyd	37	2013-14

AS A JUNIOR

Rk.	Player	GP	Season
1.	Michaela Mabrey	39	2014-15
	Jewell Loyd	39	2014-15
	Skylar Diggins	39	2011-12
	Kaila Turner	39	2011-12
	Natalie Novosel	39	2010-11
6.	Jackie Young	38	2018-19
	Arike Ogunbowale	38	2017-18
	Marina Mabrey	38	2017-18
	Jessica Shepard	38	2017-18
	Mollie Peirick	38	1996-97

AS A SENIOR

Rk.	Player	GP	Season
1.	Arike Ogunbowale	39	2018-19
	Brianna Turner	39	2018-19
	Madison Cable	39	2014-15
	Brittany Mallory	39	2011-12
	Natalie Novosel	39	2011-12
	Devereaux Peters	39	2011-12
	Brittany Mallory	39	2010-11
	Devereaux Peters	39	2010-11
	Becca Bruszewski	39	2010-11



MINUTES PLAYED

AS A FRESHMAN

Rk.	Player	Minutes	Season
1.	Hannah Hidalgo	1,252	2023-24
2.	Olivia Miles	1,098	2021-22
3.	Sam Brunelle	1,050	2019-20
4.	Katlyn Gilbert	1047	2019-20
5.	Skylar Diggins	1,028	2009-10
6.	Jewell Loyd	1,020	2012-13
7.	Lindsay Allen	1,017	2013-14
8.	Sonia Citron	1,005	2021-22
9.	Alicia Ratay	999	1999-00
10.	Brianna Turner	921	2014-15

AS A SOPHOMORE

Rk.	Player	Minutes	Season
1.	Jackie Young	1,308	2017-18
2.	Skylar Diggins	1,226	2010-11
3.	Lindsay Allen	1,211	2014-15
4.	Alicia Ratay	1,147	2000-01
5.	Hannah Hidalgo	1,134	2024-25
6.	Sonia Citron	1,107	2022-23
7.	Jewell Loyd	1,104	2013-14
8.	Arike Ogunbowale	1,087	2016-17
9.	Kayla McBride	1,081	2011-12
10.	Megan Duffy	1,066	2003-04

AS A JUNIOR

Rk.	Player	Minutes	Season
1.	Hannah Hidalgo	1,306	2025-26
2.	Arike Ogunbowale	1,305	2017-18
3.	Marina Mabrey	1,303	2017-18
4.	Jewell Loyd	1,249	2014-15
5.	Jackie Young	1,225	2018-19
6.	Megan Duffy	1,222	2004-05
7.	Skylar Diggins	1,201	2011-12
8.	Jessica Shepard	1,112	2017-18
9.	Natalie Novosel	1,102	2010-11
10.	Kayla McBride	1,083	2012-13

AS A SENIOR

Rk.	Player	Minutes	Season
1.	Arike Ogunbowale	1,285	2018-19
2.	Lindsay Allen	1,279	2016-17
3.	Vanessa de Jesus	1,229	2025-26
4.	Beth Morgan	1,227	1996-97
5.	Cassandra Prosper	1,193	2025-26
6.	Skylar Diggins	1,184	2012-13
7.	Katryna Gaither	1,177	1996-97
8.	Megan Duffy	1,152	2005-06
9.	Niele Ivey	1,151	2000-01
10.	Brittany Mallory	1,146	2011-12

MOST MINUTES PER GAME

AS A FRESHMAN

Rk.	Player	Minutes	Season
1.	Hannah Hidalgo	35.8	2023-24
2.	Sam Brunelle	33.9	2019-20
3.	Katlyn Gilbert	33.8	2019-20
4.	Olivia Miles	33.3	2021-22
5.	Ruth Kaiser	33.2	1981-82
6.	Maddy Westbeld	31.9	2020-21
7.	Anaya Peoples	31.6	2019-20
8.	Beth Morgan	31.5	1993-94
9.	Mary Beth Schueth	31.4	1981-82
10.	Alicia Ratay	31.2	1999-00

AS A SOPHOMORE

Rk.	Player	Minutes	Season
1.	Hannah Hidalgo	35.5	2024-25
2.	Jackie Young	34.4	2017-18
3.	Sonia Citron	33.5	2022-23
4.	Megan Duffy	33.3	2003-04
5.	Jacqueline Batteast	31.94	2002-03
	Krissi Davis	31.94	1988-89
7.	Alicia Ratay	31.86	2000-01
8.	Karen Robinson	31.8	1988-89
9.	Olivia Miles	31.6	2022-23
10.	Skylar Diggins	31.4	2010-11
	Mary Gavin	31.4	1985-86

AS A JUNIOR

Rk.	Player	Minutes	Season
1.	Megan Duffy	37.0	2004-05
2.	Hannah Hidalgo	36.3	2025-26
3.	Sonia Citron	35.8	2023-24
4.	Mary Gavin	35.1	1986-87
5.	Arike Ogunbowale	34.3	2017-18
	Marina Mabrey	34.3	2017-18
7.	Alicia Ratay	33.83	2001-02
8.	Charel Allen	33.81	2006-07
9.	Melissa Lechlitner	33.3	2008-09
10.	Ashley Barlow	32.93	2008-09

AS A SENIOR

Rk.	Player	Minutes	Season
1.	Megan Duffy	38.4	2005-06
2.	Marta Sniezek	36.2	2019-20
3.	Destinee Walker	35.4	2019-20
4.	Lindsay Allen	34.6	2016-17
5.	Vanessa de Jesus	34.2	2025-26
6.	Sonia Citron	34.0	2024-25
7.	Sheila McMillen	33.8	1998-99
8.	Jacqueline Batteast	33.6	2004-05
9.	Alicia Ratay	33.4	2002-03
10.	Cassandra Prosper	33.2	2025-26
	Maddy Westbeld	33.2	2023-24



MOST DOUBLE-DOUBLES

AS A FRESHMAN

Rk.	Player	DDs	Season
1.	Shari Matvey	15	1979-80
2.	Jacqueline Batteast	11	2001-02
3.	Brianna Turner	10	2014-15
4.	Mary Beth Schueth	9	1981-82
	Olivia Miles	9	2021-22

AS A SOPHOMORE

Rk.	Player	DDs	Season
1.	Ruth Riley	12	1998-99
2.	Katryna Gaither	10	1994-95
	Letitia Bowen	10	1992-93
	Heidi Bunek	10	1986-87
	Olivia Miles	10	2022-23
6.	Mary Beth Schueth	9	1982-83

AS A JUNIOR

Rk.	Player	DDs	Season
1.	Natalie Achonwa	19	2012-13
2.	Jessica Shepard	15	2017-18
3.	Katryna Gaither	14	1995-96
4.	Jacqueline Batteast	13	2003-04
5.	Jackie Young	12	2018-19
6.	Hannah Hidalgo	10	2025-26
	Heidi Bunek	10	1987-88

AS A SENIOR

Rk.	Player	DDs	Season
1.	Jessica Shepard	19	2018-19
2.	Katryna Gaither	17	1996-97
3.	Liatu King	14	2024-25
4.	Maddy Westbeld	12	2023-24
5.	Devereaux Peters	12	2011-12
6.	Brianna Turner	11	2018-19
	Margaret Nowlin	11	1991-92
	Jane Poltiski	11	1978-79
9.	Devereaux Peters	10	2010-11
	Ruth Riley	10	2000-01

CAREER RECORDS

NOTE: Player years listed by start of freshman season through end of final season. (e.g. 1993-94 to 1996-97 listed as 1993-97).

POINTS

MOST POINTS

Rk.	Player	Points	Season
1.	Arike Ogunbowale	2,626	2015-19
2.	Hannah Hidalgo	2,460	2023-Active
3.	Skylar Diggins	2,357	2009-13
4.	Beth Morgan	2,322	1993-97
5.	Katryna Gaither	2,126	1993-97
6.	Ruth Riley	2,072	1997-01
7.	Brianna Turner	2,017	2014-19
8.	Jewell Loyd	1,909	2012-15
9.	Marina Mabrey	1,896	2015-19
10.	Kayla McBride	1,876	2010-14

HIGHEST SCORING AVERAGE

Rk.	Player	Avg.	Season
1.	Beth Morgan	18.6	1993-97
2.	Arike Ogunbowale	17.6	2015-19
3.	Jewell Loyd	17.0	2012-15
4.	Katryna Gaither	16.6	1993-97
5.	Jessica Shepard	16.2	2017-19
6.	Ruth Riley	15.8	1997-01
7.	Skylar Diggins	15.7	2009-13
8.	Jacqueline Batteast	15.2	2001-05
9.	Brianna Turner	14.6	2014-19
10.	Heidi Bunek	14.5	1985-89

DOUBLE-FIGURE SCORING GAMES

Rk.	Player	Games	Season
1.	Arike Ogunbowale	127	2015-19
2.	Skylar Diggins	120	2009-13
3.	Beth Morgan	115	1993-97
4.	Brianna Turner	114	2014-19
5.	Ruth Riley	106	1997-01
6.	Hannah Hidalgo	103	2023-Active
7.	Jacqueline Batteast	101	2001-05
8.	Katryna Gaither	101	1993-97
9.	Kayla McBride	100	2010-14
10.	Jewell Loyd	99	2012-15

CONSECUTIVE GAMES SCORING IN DOUBLE FIGURES

Rk.	Player	Games	Start	End
1.	Hannah Hidalgo	103	11/6/23	Active
2.	Katryna Gaither	76	12/28/94	1/21/97
3.	Jewell Loyd	60	3/12/13	1/11/15
4.	Brianna Turner	31	1/18/16	12/27/16
5.	Natalie Novosel	27	3/8/11	1/21/12
6.	Beth Morgan	24	2/10/94	1/19/95



20-POINT GAMES

Rk.	Player	Games	Season
1.	Hannah Hidalgo	80	2023-Active
2.	Arike Ogunbowale	60	2015-19
3.	Beth Morgan	56	1993-97
4.	Katryna Gaither	50	1993-97
5.	Skylar Diggins	45	2009-13
6.	Ruth Riley	37	1997-01
7.	Jewell Loyd	35	2012-15
8.	Jacqueline Batteast	32	2001-05
9.	Marina Mabrey	30	2018-19
10.	Charel Allen	29	2004-08
	Trena Keys	29	1982-86

30-POINT GAMES

Rk.	Player	Games	Season
1.	Hannah Hidalgo	19	2023-Active
2.	Arike Ogunbowale	11	2015-19
3.	Jewell Loyd	7	2012-15
4.	Katryna Gaither	6	1993-97
5.	Ruth Riley	5	1997-01
	Beth Morgan	5	1993-97

FIELD -GOALS

MOST FIELD-GOALS MADE

Rk.	Player	Made	Season
1.	Arike Ogunbowale	954	2015-19
2.	Katryna Gaither	899	1993-97
3.	Hannah Hidalgo	883	2023-Active
4.	Skylar Diggins	822	2009-13
	Beth Morgan	822	1993-97
6.	Brianna Turner	821	2014-19
7.	Ruth Riley	777	1997-01
8.	Kayla McBride	743	2010-14
9.	Jacqueline Batteast	723	2001-05
10.	Jewell Loyd	703	2012-15

MOST FIELD-GOALS ATTEMPTED

Rk.	Player	Attempts	Season
1.	Arike Ogunbowale	2,150	2015-19
2.	Hannah Hidalgo	1,913	2023-Active
3.	Beth Morgan	1,852	1993-97
4.	Skylar Diggins	1,834	2009-13
5.	Jacqueline Batteast	1,744	2001-05
6.	Kayla McBride	1,563	2010-14
7.	Jewell Loyd	1,497	2012-15
8.	Maddy Westbeld	1,479	2020-25
9.	Katryna Gaither	1,474	1993-96
10.	Marina Mabrey	1,425	2015-19

HIGHEST FIELD-GOAL PERCENTAGE

Minimum 400 attempts

Rk.	Player	%	Season
1.	Ruth Riley	.632	1997-01
2.	Brianna Turner	.624	2014-19
3.	Katryna Gaither	.610	1993-97
4.	Heidi Bunek	.604	1985-89
5.	Sandy Botham	.588	1984-88
6.	Jessica Shepard	.580	2017-19
7.	Krissi Davis	.579	1987-91
8.	Natalie Achonwa	.562	2010-14
9.	Carrie Bates	.553	1981-85
10.	Devereaux Peters	.550	2007-12

3-POINT FIELD GOALS

MOST 3-POINT FIELD-GOALS MADE

Rk.	Player	Made	Season
1.	Marina Mabrey	274	2015-19
2.	Alicia Ratay	262	1999-03
3.	Sheila McMillen	249	1995-99
4.	Beth Morgan	231	1993-97
5.	Michaela Mabrey	228	2012-16
6.	Arike Ogunbowale	218	2015-19
7.	Niele Ivey	190	1996-01
8.	Sonia Citron	173	2021-25
9.	Megan Duffy	161	2002-06
10.	Brittany Mallory	153	2007-12

CONSECUTIVE GAMES WITH A 3-POINT FIELD-GOAL

Rk.	Player	Games	Start	End
1.	Beth Morgan	35	2/12/95	3/5/96
2.	Marina Mabrey	24	1/25/18	12/22/18
3.	Sheila McMillen	21	2/12/98	12/21/98
4.	Sheila McMillen	20	1/2/99	3/15/99
5.	Madison Cable	19	11/15/15	1/21/16

MOST 3-POINT FIELD-GOALS ATTEMPTED

Rk.	Player	Attempts	Season
1.	Marina Mabrey	685	2015-19
2.	Sheila McMillen	650	1995-99
3.	Beth Morgan	628	1993-97
4.	Michaela Mabrey	576	2012-16
5.	Arike Ogunbowale	555	2015-19
6.	Alicia Ratay	550	1999-03
7.	Niele Ivey	469	1996-01
8.	Sonia Citron	467	2021-25
9.	Brittany Mallory	466	2007-12
10.	Hannah Hidalgo	444	2023-Active

HIGHEST 3-POINT FIELD-GOAL PERCENTAGE

Minimum 50 attempts

Rk.	Player	%	Season
1.	Alicia Ratay	.476*	1999-03
2.	Madison Cable	.456	2012-16
3.	Kari Hutchinson	.424	1994-98
4.	Emma Risch	.421	2023-25
5.	Niele Ivey	.405	1996-01
6.	Vanessa de Jesus	.400	2025-26
	Marina Mabrey	.400	2015-19
8.	Michaela Mabrey	.396	2012-16
9.	Sherri Orlosky	.394	1990-94
10.	Arike Ogunbowale	.393	2015-19

* NCAA record

FREE-THROWS

MOST FREE-THROWS MADE

Rk.	Player	Made	Season
1.	Skylar Diggins	563	2009-13
2.	Hannah Hidalgo	546	2023-Active
3.	Ruth Riley	518	1997-01
4.	Arike Ogunbowale	500	2015-19
5.	Natalie Novosel	464	2008-12
6.	Beth Morgan	447	1993-97
7.	Jewell Loyd	404	2012-15
8.	Megan Duffy	403	2002-06
9.	Alicia Ratay	387	1999-03
10.	Brianna Turner	375	2014-19

MOST FREE-THROWS ATTEMPTED



2025-26 NOTRE DAME WOMEN'S BASKETBALL

Rk.	Player	Attempts	Season
1.	Skyilar Diggins	724	2009-13
2.	Ruth Riley	687	1997-01
3.	Arike Ogunbowale	649	2015-19
4.	Brianna Turner	589	2014-19
5.	Natalie Novosel	588	2008-12
6.	Katryna Gaither	551	1993-97
7.	Beth Morgan	549	1993-97
8.	Jacqueline Batteast	528	2001-05
9.	Jewell Loyd	493	2012-15
10.	Natalie Achonwa	480	2010-14

HIGHEST FREE-THROW PERCENTAGE

Minimum 100 attempts

Rk.	Player	%	Season
1.	Kayla McBride	.882	2010-14
2.	Alicia Ratay	.872	1999-03
3.	Megan Duffy	.859	2002-06
4.	Dara Mabrey	.846	2020-23
5.	Sonia Citron	.843	2021-25
6.	Jewell Loyd	.820	2012-15
	Mollie Peirick	.820	1994-98
8.	Marina Mabrey	.817	2015-19
9.	Madison Cable	.816	2012-16
10.	Beth Morgan	.814	1993-97

REBOUNDS

MOST REBOUNDS

Rk.	Player	Reb.	Season
1.	Brianna Turner	1,048	2014-19
2.	Ruth Riley	1,007	1997-01
3.	Letitia Bowen	999	1991-95
4.	Katryna Gaither	986	1993-97
5.	Natalie Achonwa	970	2010-14
6.	Jacqueline Batteast	965	2001-05
7.	Maddy Westbeld	940	2020-25
8.	Devereaux Peters	937	2007-12
9.	Mary Beth Schueth	853	1981-85
10.	Lindsay Schrader	828	2005-10

HIGHEST REBOUND AVERAGE

Rk.	Player	Avg.	Season
1.	Jessica Shepard	9.2	2017-19
2.	Letitia Bowen	8.8	1991-95
3.	Mary Beth Schueth	8.1	1981-85
4.	Jacqueline Batteast	7.84	2001-05
5.	Heidi Bunek	7.76	1985-89
6.	Katryna Gaither	7.70	1993-97
7.	Ruth Riley	7.69	1997-01
8.	Brianna Turner	7.5	2014-19
9.	Janice Crowe	7.4	1979-82
10.	Devereaux Peters	7.3	2007-12

ASSISTS

MOST ASSISTS

Rk.	Player	Assists	Season
1.	Lindsay Allen	841	2013-17
2.	Mary Gavin	778	1984-88
3.	Skyilar Diggins	745	2009-13
4.	Niele Ivey	727	1996-01
5.	Olivia Miles	654	2020-25
6.	Mollie Peirick	651	1994-97

Rk.	Player	Assists	Season
7.	Karen Robinson	579	1987-91
8.	Coquese Washington	554	1989-93
9.	Marina Mabrey	500	2015-19
	Megan Duffy	500	2002-06

HIGHEST ASSIST AVERAGE

Rk.	Player	Avg.	Season
1.	Mary Gavin	7.0	1984-88
2.	Olivia Miles	6.5	2020-25
3.	Lindsay Allen	5.6	2013-17
4.	Niele Ivey	5.5	1996-01
5.	Mollie Peirick	5.1	1994-97
6.	Skyilar Diggins	5.0	2009-13
7.	Coquese Washington	4.9	1989-93
8.	Karen Robinson	4.8	1987-91
9.	Megan Duffy	3.9	2002-06

BLOCKED SHOTS

MOST BLOCKED SHOTS

Rk.	Player	Blocks	Season
1.	Brianna Turner	372	2014-19
2.	Ruth Riley	370	1997-01
3.	Devereaux Peters	227	2007-12
4.	Amanda Barksdale	170	1999-02
5.	Jacqueline Batteast	167	2001-05
6.	Teresa Borton	150	2001-05
7.	Courtney LaVere	146	2002-06
8.	Maddy Westbeld	145	2020-25
9.	Katryna Gaither	141	1993-97
10.	Shari Matvey	133	1979-83

HIGHEST BLOCKED SHOT AVERAGE

Rk.	Player	Avg.	Season
1.	Ruth Riley	2.8	1997-01
2.	Brianna Turner	2.7	2014-19
3.	Amanda Barksdale	1.9	1999-02
4.	Devereaux Peters	1.8	2007-12
5.	Jacqueline Batteast	1.4	2001-05
6.	Taya Reimer	1.3	2013-15
7.	Shari Matvey	1.22	1979-83
8.	Courtney LaVere	1.20	2002-06
9.	Erica Williamson	1.19	2006-10
10.	Teresa Borton	1.18	2001-05

STEALS

MOST STEALS

Rk.	Player	Steals	Season
1.	Hannah Hidalgo	481	2023-Active
2.	Skyilar Diggins	381	2012-13
3.	Niele Ivey	348	1996-01
4.	Coquese Washington	307	1989-93
5.	Ashley Barlow	281	2006-10
	Mary Gavin	281	1984-88
7.	Brittany Mallory	272	2007-12
8.	Marina Mabrey	233	2015-19
9.	Lindsay Allen	229	2013-17
10.	Karen Robinson	228	1987-91

HIGHEST STEALS AVERAGE

Rk.	Player	Avg.	Season
1.	Coquese Washington	2.7	1989-93



Rk.	Player	Avg.	Season
2.	Niele Ivey	2.6	1996-01
3.	Skylar Diggins	2.54	2009-13
4.	Mary Gavin	2.51	1984-88
5.	Ashley Barlow	2.2	2006-10
6.	Michelle Marciniak	2.0	1991-92
7.	Krissi Davis	1.92	1987-91
8.	Karen Robinson	1.88	1987-91
9.	Brittany Mallory	1.80	2007-12
	Ruth Kaiser	1.80	1981-85

FOULS

MOST FOULS

Rk.	Player	Fouls	Season
1.	Ruth Riley	411	1997-01
2.	Letitia Bowen	378	1991-95
3.	Sandy Botham	366	1984-88
4.	Margaret Nowlin	357	1988-92
5.	Devereaux Peters	351	2007-12
6.	Maddy Westbeld	343	2020-25
7.	Becca Bruszewski	337	2007-11
8.	Kelley Siemon	326	1997-01
9.	Coqese Washington	315	1989-93
10.	Courtney LaVere	314	2002-06

MOST TIMES FOULED OUT

Rk.	Player	FOs	Season
1.	Sandy Botham	19	1984-88
2.	Ruth Riley	18	1997-01
3.	Margaret Nowlin	16	1988-92
4.	Letitia Bowen	14	1991-95
5.	Kelley Siemon	13	1997-01
	Carey Pore	13	1992-96

GAMES

MOST GAMES STARTED

Rk.	Player	Games	Season
1.	Lindsay Allen	149	2013-17
2.	Skylar Diggins	144	2009-13
3.	Maddy Westbeld	138	2020-25
	Brianna Turner	138	2014-19
5.	Alicia Ratay	129	1999-03
6.	Lindsay Schrader	124	2005-10
	Ruth Riley	124	1997-01
8.	Jacqueline Batteast	119	2001-05
9.	Mollie Peirick	118	1994-98
10.	Karen Robinson	116	1987-91

CONSECUTIVE GAMES STARTED

Rk.	Player	Games	Start	End
1.	Lindsay Allen	149	11/9/13	3/26/17
2.	Arike Ogunbowale	102	12/27/16	4/7/19
3.	Maddy Westbeld	98	11/27/20	1/4/24
4.	Jacqueline Batteast	97	1/26/02	3/21/05
5.	Katryna Gaither	95	12/27/94	3/30/97
6.	Jewell Loyd	86	3/4/13	4/7/15
	Skylar Diggins	86	2/28/11	4/7/13

MOST GAMES PLAYED

Rk.	Player	Games	Season
1.	Brittany Mallory	151	2007-12
2.	Skylar Diggins	150	2009-13
3.	Arike Ogunbowale	149	2015-19

Rk.	Player	Games	Season
	Lindsay Allen	149	2013-17
5.	Natalie Achonwa	145	2010-14
	Madison Cable	145	2012-16
7.	Marina Mabrey	144	2015-19
	Natalie Novosel	144	2008-12
9.	Michaela Mabrey	142	2012-16
10.	Maddy Westbeld	141	2020-25

MINUTES

MOST MINUTES PLAYED

Rk.	Player	Minutes	Season
1.	Ruth Riley	4,639	2009-13
2.	Letitia Bowen	4,554	2013-17
3.	Arike Ogunbowale	4,353	2015-19
4.	Sandy Botham	4,231	1999-03
5.	Margaret Nowlin	4,188	2002-06
6.	Sonia Citron	4,132	2021-25
7.	Maddy Westbeld	4,100	2020-25
8.	Marina Mabrey	4,025	2015-19
9.	Devereaux Peters	3,958	1993-97
10.	Becca Bruszewski	3,954	1996-01

HIGHEST MINUTES AVERAGE

Rk.	Player	Avg.	Season
1.	Sonia Citron	33.3	2021-25
2.	Megan Duffy	33.0	2002-06
3.	Alicia Ratay	32.5	1999-03
4.	Olivia Miles	32.1	2020-25
5.	Dara Mabrey	31.7	2020-23
	Jacqueline Batteast	31.7	2001-05
	Beth Morgan	31.7	1993-97
8.	Jewell Loyd	31.0	2012-15
9.	Skylar Diggins	30.9	2009-13
10.	Lindsay Allen	30.6	2013-17

DOUBLE-DOUBLES

MOST DOUBLE-DOUBLES

Rk.	Player	Total	Season
1.	Katryna Gaither	40	1993-97
2.	Jacqueline Batteast	38	2001-05
3.	Ruth Riley	36	1997-01
4.	Jessica Shepard	34	2017-19
5.	Brianna Turner	32	2014-19
	Mary Beth Schueth	32	1981-85
7.	Natalie Achonwa	28	2010-14
	Letitia Bowen	28	1991-95
9.	Shari Matvey	26	1979-83
10.	Jane Politiski	25	1977-80
	Olivia Miles	25	2020-25

MOST DOUBLE-DOUBLES BY A GUARD

Rk.	Player	Total	Season
1.	Olivia Miles	25	2020-25
2.	Hannah Hidalgo	21	2023-Active
2.	Jackie Young	17	2016-19
3.	Lindsay Schrader	17	2005-10
4.	Niele Ivey	12	1996-01
5.	Sonia Citron	11	2021-25
7.	Krissi Davis	10	1987-91
	Jewell Loyd	8	2012-15



OPPONENT SINGLE-GAME RECORDS

MOST POINTS (GAME), TEAM

- 124 by South Carolina on Jan. 31, 1981 (South Carolina 124, Notre Dame 48)

MOST POINTS (HALF), TEAM

- 78 (2nd) by South Carolina on Jan. 31, 1981 (South Carolina 124, Notre Dame 48)

MOST POINTS, INDIVIDUAL

- 41 by Jaloni Cambridge (Ohio State) on March 23, 2026

FEWEST POINTS (GAME), TEAM

- 21 by Southeast Missouri State on Jan. 2, 2011 (Notre Dame 97, Southeast Missouri State 21)

FEWEST POINTS (HALF), TEAM

- 6 (1st) by Southeast Missouri State on Jan. 2, 2011 (Notre Dame 97, Southeast Missouri State 21)

MOST FIELD-GOALS MADE, TEAM

- 55 by South Carolina on Jan. 31, 1981 (82 att.)

MOST FIELD-GOALS MADE, INDIVIDUAL

- 17 by Shelly Pennefather (Villanova) on Feb. 11, 1984 (24 attempts)
- 17 by Anucha Brown (Northwestern) on Dec. 7, 1983 (30)

MOST FIELD-GOALS ATTEMPTED, TEAM

- 93 by Illinois-Chicago on Feb. 19, 1980 (30 made)

MOST FIELD-GOALS ATTEMPTED, INDIVIDUAL

- 37 by Andrea Smith (South Florida) on Jan. 8, 2013 (13 made)

HIGHEST FIELD-GOAL PERCENTAGE, TEAM

- .671 (55-82) by South Carolina on Jan. 31, 1981

HIGHEST FIELD-GOAL PERCENTAGE, INDIVIDUAL

- 1.000 (10-10) by Nykesha Sales (Connecticut) on Dec. 6, 1997

LOWEST FIELD-GOAL PERCENTAGE, TEAM

- .125 (7-56) by Southeast Missouri State on Jan. 2, 2011

MOST 3-POINT FIELD-GOALS MADE, TEAM

- 16 by DePaul on Dec. 11, 2019

MOST 3-POINT FIELD-GOALS MADE, INDIVIDUAL

- 9 by Kitiija Laksa (USF) on Nov. 25, 2017 (11 attempts)

MOST 3-POINT FIELD-GOALS ATTEMPTED, TEAM

- 41 by South Florida on Nov. 30, 2019

MOST 3-POINT FIELD-GOALS ATTEMPTED, INDIVIDUAL

- 20 by Angel Golden (Bethune-Cookman) on March 23, 2019 (6 made)
- 20 by Aisha Sheppard (Virginia Tech) on Jan. 21, 2021 (5 made)

HIGHEST 3-POINT FIELD-GOAL PERCENTAGE, TEAM

- .714 (10-14) by Cal on Jan. 29, 2026

HIGHEST 3-POINT FIELD-GOAL PERCENTAGE, INDIVIDUAL

- 1.000 (6-6) by Nicole Erickson (Duke) on Nov. 22, 1997

MOST FREE-THROWS MADE, TEAM

- 34 by St. Joseph's (Ind.) on Feb. 17, 1981

MOST FREE-THROWS MADE, INDIVIDUAL

- 15, four times (MR: Nok Duany (Georgetown) on Feb. 23, 2002)

MOST FREE-THROWS ATTEMPTED, TEAM

- 45 by South Florida on Jan. 13, 2007

MOST FREE-THROWS ATTEMPTED, INDIVIDUAL

- 19 by Nok Duany (Georgetown) on Feb. 23, 2002

HIGHEST FREE-TROW PERCENTAGE, TEAM

- 1.000 (20-20) by Arizona on Nov. 24, 2001

HIGHEST FREE-TROW PERCENTAGE, INDIVIDUAL

- 1.000 (15-15) by Jen Cole (La Salle) on Jan. 2, 1993

MOST REBOUNDS, TEAM

- 67 by Michigan on Jan. 20, 1979

MOST REBOUNDS, INDIVIDUAL

- 20, six times (MR: Sedona Prince [TCU] on 11/29/24)

MOST ASSISTS, TEAM

- 30 by Loyola (Ill.) on Feb. 18, 1989

MOST ASSISTS, INDIVIDUAL

- 16 by Veronica Pettry (Loyola, Ill.) on Feb. 18, 1989

MOST TURNOVERS, TEAM

- 49 by New Hampshire on Nov. 12, 2010

MOST TURNOVERS, INDIVIDUAL

- 13 by Chanivia Broussard (Miami) on Feb. 25, 2004

FEWEST TURNOVERS, TEAM

- 5, twice (MR: by Oregon on March 26, 2018)

MOST BLOCKED SHOTS, TEAM

- 16 by Connecticut on Jan. 27, 2007

MOST BLOCKED SHOTS, INDIVIDUAL

- 9, four times (MR: Kamilla Cardoso (Syracuse) on Jan. 31, 2021)

MOST STEALS, TEAM

- 26 by Michigan on Dec. 8, 1979

MOST STEALS, INDIVIDUAL

- 12 by Diana Vines (DePaul) on Jan. 24, 1989

MOST FOULS

- 37 by Mercer on Dec. 30, 2011

OPPONENT SINGLE-SEASON RECORDS

POINTS

MOST POINTS

- 2,575, 2017-18 (38)

HIGHEST SCORING AVERAGE

- 71.8, 1991-92 (2,227/31)

FIELD-GOALS

FEWEST FIELD-GOALS MADE

Rk.	Made	Season
1.	544	1978-79
2.	564	1981-82
3.	608	2001-02

MOST FIELD-GOALS MADE

- 980, 2017-18

FEWEST FIELD-GOALS ATTEMPTED

Rk.	Attempts	Season
1.	1,315	1978-79
2.	1,407	1981-82
3.	1,610	1992-93

MOST FIELD-GOALS ATTEMPTED

- 2,598, 2018-19

LOWEST FIELD-GOAL PERCENTAGE

Rk.	Avg.	Points	Attempts	Season
1.	.336	748	2,228	2000-01
2.	.349	608	1,740	2001-02
3.	.355	701	1,976	1999-00

HIGHEST FIELD-GOAL PERCENTAGE

- .446, 1983-84 (755-1,693)

3 POINT FIELD-GOALS

FEWEST 3-POINT FIELD-GOALS MADE

Rk.	Made	Season
1.	55	1989-90
2.	60	1987-88
3.	66	1988-89

MOST 3-POINT FIELD-GOALS MADE

- 267, 2017-18

FEWEST 3-POINT FIELD-GOALS ATTEMPTED

Rk.	Attempts	Season
1.	177	1989-90
2.	179	1987-88
3.	195	1988-89

MOST 3-POINT FIELD-GOALS ATTEMPTED

- 775, 2017-18

LOWEST 3-POINT FIELD-GOAL PERCENTAGE

Rk.	%	Made	Attempts	Season
1.	.251	157	625	2000-01
2.	.253	128	506	2003-04
3.	.265	131	495	2011-12

HIGHEST 3-PT FIELD-GOAL PERCENTAGE

- .375, 2005-06 (181-483)

FREE-THROWS

FEWEST FREE-THROWS MADE

Rk.	Made	Season
1.	227	1978-79
2.	248	1981-82
3.	270	2021-22

MOST FREE-THROWS MADE

- 544, 1997-98

FEWEST FREE-THROWS ATTEMPTED

Rk.	Attempts	Season
1.	384	1981-82
2.	386	2021-22
3.	396	1978-79

MOST FREE-THROWS ATTEMPTED

- 793, 1997-98

LOWEST FREE-THROW PERCENTAGE

Rk.	%	Made	Attempts	Season
1.	.573	227	396	1978-79
2.	.599	346	578	1979-80
3.	.633	343	542	1984-85

HIGHEST FREE-THROW PERCENTAGE

- .748, 2024-25 (351-469)

REBOUNDS

FEWEST REBOUNDS

Rk.	Reb.	Season
1.	806	1981-82
2.	925	1987-88
3.	931	1984-85

MOST REBOUNDS

- 1,350, 1996-97

LOWEST REBOUND AVERAGE

Rk.	Avg.	Season
1.	32.23	2011-12
2.	32.24	1981-82
3.	32.3	2010-11

HIGHEST REBOUND AVERAGE

- 46.3, 1978-79

ASSISTS

FEWEST ASSISTS

Rk.	Assists	Season
1.	251	1981-82
2.	300	1982-83
3.	316	1992-93

MOST ASSISTS

- 612, 1978-79

BLOCKS

**FEWEST BLOCKED SHOTS**

Rk.	Blocks	Season
1.	43	1986-87
2.	46	1988-89
3.	48	1984-85

MOST BLOCKED SHOTS

- 176, 2012-13

STEALS**FEWEST STEALS**

Rk.	Steals	Season
1.	205	2005-06
2.	225	2016-17
3.	229	2024-25

MOST STEALS

- 612, 1978-79

FOULS**FEWEST FOULS**

Rk.	Fouls	Season
1.	421	1986-87
2.	427	1981-82
3.	433	1992-93

MOST FOULS

- 739, 2010-11

FEWEST TIMES FOULED OUT

Rk.	FOs	Season
1.	0	2000-01 & 2016-17
2.	4	2019-20
3.	5	1992-93

MOST TIMES FOULED OUT

- 22, 1998-99 & 1985-86

TURNOVERS**MOST TURNOVERS**

Not kept before 1987-88

Rk.	TOs	Season
1.	873	2011-12
2.	864	2010-11
3.	791	2009-10

FEWEST TURNOVERS

- 432, 2001-02

1,000 PT. SCORERS



1. ARIKE OGUNBOWALE – 2,626

MILWAUKEE, WISCONSIN • 2015–19

Became the program's all-time leading scorer on Feb. 21, 2019, vs Duke, and ultimately finished with 2,626 points – which also ranked 3rd all-time in ACC history. At time of graduation, school record holder in double-digit scoring games (127), 20-plus point scoring games in both a season (27) and career (60), 30-point scoring games in a season (7) and career (11), career made field goals (954) and points (849) and scoring average (21.8) in a season • Started in a 102 straight games and boasted a career scoring average of 17.6 – both of which ranked second all-time • A two-time All-American, a two-time Ann Meyers Drysdale Award Finalist, a two-time Wooden Award National Ballot honoree, 2019 All-Final Four Team, the 2018 Final Four Most Outstanding Player, a two-time NCAA Regional MVP, a two-time First Team All-ACC player and a three-time All-ACC Tournament honoree – just to name a few • As an upperclassman, Arike guided the Irish to back-to-back championship games, including the title win in 2018 • Will live on in Irish lore for her famous 'Ice Twice' buzzer buzzers at the 2018 Final Four to knock off UConn and Mississippi State • Scored 155 points in the 2019 NCAA Tournament, which ranked fourth in NCAA history - Her 414 career points in the Big Dance ranked sixth • Was part of the most prolific scoring starting five in the history of NCAA Division I women's hoops, helping amass a total of 10,230 career points • Selected fifth overall in the 2019 WNBA Draft by the Dallas Wings in a year in which all five starters were selected within the top 20 picks • 2019 WNBA All-Rookie Team and Rookie of the Year runner-up • Four-time WNBA All-Star • Won the 2020 WNBA Scoring Title • Two-time WNBA All-Star Game MVP (2021 & 2024) • Won the 2024 WNBA steals title



2. HANNAH HIDALGO – 2,460

MERCHANTVILLE, NEW JERSEY • 2023-PRESENT

Three-time AP All-American • Three-time WBCA Coaches All-America First Team • 2025 and 2026 USBWA All-America First Team • 2026 Naismith National Defensive Player of the Year • WBCA National Defensive Player of the Year • 2026 Nancy Lieberman Award • Two-time Wooden Award finalist • Three-time Wooden Award All-America Team • 2025 and 2026 ACC Player of the Year • Three-time ACC Defensive Player of the Year • First player in ACC history to be named POTY and DPOTY in back-to-back seasons • 2024 All-ACC First Team • 2024 ACC Rookie of the Year • 2024 ACC Tournament MVP and 2026 All-ACC Tournament First Team • 2024 Dawn Staley Award • 2024 Woody Miller Player of the Year • Six-time USBWA National Player of the Week • Three-time USBWA National Freshman of the Week • 12-time ACC Rookie of the Week, a conference record • Fourteen-time ACC Player of the Week, including earning a conference-record seven honors during her junior season • Three-time AP National Player of the Week • Holds NCAA records for single-game steals (16), single-season steals (202) and NCAA Tournament steals (29) • Holds program and ACC single-season scoring record (909) • Fastest player in program history to reach 1000 points (44 games) and 2000 points (86 games) • Fastest player in ACC history to reach 2000 points • Holds program record for single-game points (44) • Holds

program record for 20-point and 30-point games • Averaged 23.8 points per game in 2024-25, a program record, and followed that by averaging 25.3 points per game in 2025-26 • Has 21 career games with 20 points, 5 rebounds and 5 assists, a program record • Scored 790 points as a freshman, a rookie program record • Has scored in double-figures in all 103 career collegiate games, the longest active streak in the NCAA at the end of the 2025-26 season • Scored 31 points in her Notre Dame debut, the most in Irish history (men or women) in a collegiate debut • Holds program record for career steals • Averaged 5.6 steals per game in 2025-26, which led the nation and is a program record • Averaged 4.6 steals per game in 2023-24, the best mark in the country that year and a program record • Had 160 steals in 2023-24, a program record • Had 26 points, 11 rebounds and 10 assists against Western Michigan, the highest-scoring triple-double in program history • One of four major conference players this century to record 2000 points, 500 rebounds, 400 assists and 400 steals. Only one to do it prior to conclusion of her junior season • 2025 All-ACC Academic Team • 2023 USA Basketball Female Athlete of the Year • 2026 team captain



3. SKYLAR DIGGINS – 2,357 PTS

SOUTH BEND, INDIANA • 2009–13

Holder or co-holder of 32 school records upon her graduation • only Notre Dame player (male or female) with 2,000 points/500 rebounds/500 assists/300 steals in career • One of only four Notre Dame players to top 1,000 points during sophomore year (Loyd, Morgan, Hidalgo) • member of 2011 and 2012 NCAA Final Four All-Tournament Teams and three-time NCAA Regional Most Outstanding Player (2011-13) • recipient of 2012 and 2013 Nancy Lieberman Awards and 2013 Dawn Staley Award • helped lead Notre Dame to 130 wins and three NCAA Final Fours, including 2011 and 2012 NCAA national championship games • four-time All-American, including consensus first-team pick in 2012 and 2013 • one of 10 women's basketball players to earn the University's most prestigious athletics honor — the Byron V. Kanaley Award, which is presented annually to a senior student-athlete who is most exemplary as a student and leader • two-time BIG EAST Player of the Year (2012, 2013) • four-time all-BIG EAST selection (2010-13) • two career triple-doubles • five-time USA Basketball gold medalist, most recently in 2020 Tokyo Olympics • second of seven ND players chosen with WNBA Draft lottery (top-three) pick, going third overall in 2013 to Tulsa Shock • 2013 WNBA All-Rookie Team pick • 2014 All-WNBA First Team selection • 2014 WNBA Most Improved Player • Seven-time WNBA All-Star • Six-time All-WNBA selection (2014, 2017, 2018, 2020, 2021, 2022)



4. BETH MORGAN – 2,322

BLOOMINGTON, INDIANA • 1993–97

Set or tied 28 school records during her four-year career • captained team during the 1995-96 and 1996-97 campaigns • earned Associated Press and Women's Basketball Coaches Association (WBCA) honorable mention All-America honors as a junior and senior • first team all-BIG EAST selection in her final two campaigns • twice named to the BIG EAST All-Tournament Team • named to the 1997 NCAA East Regional All-Tournament Team • set a career high and NCAA East Regional record with her 36-point performance in '97 against Alabama tying a school record with her six three-pointers

in the content • helped USA team capture the gold medal at the World University Games in August '97 • teamed with Katryna Gaither to help the USA World Championship Qualifying Team to the silver medal at World Championship Qualifying Tournament in Brazil during the summer of '97 • earned a spot on the U.S. Select Team in summer of '96 • scored in double figures in 115 of 125 games • a second-round draft pick in 1997 by the American Basketball League's Philadelphia Rage, where she played for two seasons • also saw action with the WNBA's Washington Mystics in 2000 • Spent 11 seasons on staff (the final nine as head coach) at Virginia Commonwealth University • Was on the Irish staff from 2012-19 • Joined the Ring of Honor in 2017 • Named head coach at Missouri State for the 2022-23 season



5. KATRYNA GAITHER – 2,126

MT. VERNON, NEW YORK • 1993-97

Set or tied 22 Irish school records at time of graduation • led team in scoring with a school-record 20.4 ppg. during Notre Dame's 1997 NCAA Final Four campaign • also was the team's leading rebounder during 1996-97 as she averaged 9.7 rebounds • 1997 NCAA East Regional Most Outstanding Player • garnered Associated Press and Women's Basketball Coaches Association (WBCA) honorable mention All-America honors as a junior and senior • a two-time first-team all-BIG EAST and conference all-tournament team selection • set Irish single-season scoring record during the 1996-97 campaign with 776 points • registered career-high 40-point performance versus Ohio University • scored in double figures in then school-record 76 straight games from 1995-97 • first-ever recipient of the Philadelphia On-Line National Player-of-the-Week award • recorded 40 double-doubles during her career • along with Beth Morgan, played on the '97 USA World Championship Qualifying Team and led that team to the silver medal • a third-round draft pick in 1997 by the American Basketball League's San Jose Lasers, where she played for two seasons • played in the WNBA from 2000-02 with five different teams • enjoyed successful pro career in Europe before retiring in 2012.



6. RUTH RILEY – 2,072

MACY, INDIANA • 1997-01

One of two Irish players with 2,000 points and 1,000 rebounds in her career (Brianna Turner) • winner of 2001 Naismith Award, the first Notre Dame player to be honored • two-time first-team Associated Press All-America selection (2000, 2001) • two-time first-team CoSIDA Academic All-American (2000, 2001) and 2001 CoSIDA Academic All-America Team Member of the Year • 2012 CoSIDA Academic All-America Hall of Fame inductee • school's all-time career leader in seven categories at time of her graduation • three-time BIG EAST Defensive Player of the Year (1999-2001) • three-time first-team all-BIG EAST selection and 2001 BIG EAST Player of the Year • held Notre Dame single-game scoring record (41 points vs. Providence on Jan. 30, 1998) • Most Outstanding Player of 2001 NCAA Final Four, where she hit two free-throws with 5.8 seconds left to lift Irish to national championship • one of 10 women's basketball players to earn the University's most prestigious athletics honor — the Byron V. Kanaley Award, which is presented annually to a senior student-athlete who is most exemplary as a student and leader • selected by the Miami Sol in the first round (fifth overall) of 2001 WNBA Draft • 2003 WNBA Finals Most

Valuable Player after leading Detroit to its first title (Shock won second crown in 2006) • 2005 WNBA All-Star • one of three women's basketball players named Finals MVP at both NCAA and WNBA levels • traded to San Antonio Silver Stars in 2007, helping team to five consecutive playoff berths, including '08 WNBA Finals • signed as free agent with Chicago Sky in February 2012 and Atlanta Dream in June 2013, helping latter to '13 WNBA Finals • first vice-president of WNBA Players Association from 2005-14 • member of 2004 U.S. Olympic Team that won gold at Athens Games • one of 12 players to win NCAA and WNBA championships and earn an Olympic gold medal • earned Master of Business Administration (MBA) degree through Notre Dame's top-ranked Mendoza College of Business • Currently works in the Miami Heat front office



7. BRIANNA TURNER – 2,017

PEARLAND, TEXAS • 2014-19

One of two Irish players with 2,000 points and 1,000 rebounds in her career (Ruth Riley) • The program's all-time leader in both blocks (372) and rebounds (1,048) • Finished with the second highest career shooting percentage at 62.4 percent • Started in 138 games • Produced 32 career double-doubles, which ranked fifth • Led team to NCAA championship game in both 2015 and 2019 • Led Irish to four ACC regular season and four ACC tournament title wins • Three-time All-American • Four-time All-ACC honoree • Three-time ACC Defensive Player of the Year • 2019 Senior CLASS Award Top 10 finalist • 2019 Lisa Leslie Award Top 10 • 2019 Naismith Defensive Player of the Year Semifinalist • Two-time Naismith Trophy Semifinalist • Two-time Wooden Award National Ballot • Three-time All-ACC Tournament Team • Four-time All-ACC Defensive Team • 2016 ACC Player of the Year • 2015 ACC Freshman of the Year • Full Court Press National Freshman of the Year • 2015 NCAA Final Four All-Tournament Team • Led the ACC in field goal percentage all four years • Totaled 109 blocks in her graduate season – four shy of Riley's single season record • Her program record-breaking block sealed the National Semifinal win over UConn • In her last season, she was the only player in the country to average over 14 points, 7 rebounds and 2.5 blocks, and shoot over 60 percent as well • Led nation in field goal percentage as a freshman (.652), becoming just the third freshman in NCAA history to do so – Also third Notre Dame player to earn any kind of NCAA individual statistical championship • Five-time USA Basketball gold medalist • Was part of the most prolific scoring starting five in the history of NCAA Division I women's hoops, helping amass a total of 10,230 career points • Selected 11th overall in the 2019 WNBA Draft by the Atlanta Dream and immediately traded to the Phoenix Mercury • 2019 WNBA All-Rookie Team • Matched the Mercury's franchise record for both rebounds (14) and blocks (6) by a rookie



8. JEWELL LOYD – 1,909

LINCOLNWOOD, ILLINOIS • 2012-15

2015 espnW National Player of the Year • two-time consensus All-America selection (2014, 2015) • 2015 ACC Player of the Year • three-time all-conference pick (2013-BIG EAST, 2014-15-ACC) • Most Outstanding Player of 2014 NCAA Notre Dame Regional and 2014 and 2015 ACC Championships, leading Irish to title in each tournament • two-time NCAA Final Four All-Tournament Team (2014, 2015) • two-time All-ACC Defensive Team choice (2014, 2015) • 2013 USBWA National Freshman of the Year • 2013 BIG EAST

Freshman of the Year • one of three ND players at the time to score 1,000 points before end of sophomore season (along with Diggins and Morgan) • her 17.0 career points-per-game average is second-highest in school history (Morgan - 18.6) • held school record with seven career 30-point games and ranked fifth with 35 career 20-point games, in addition to scoring in double figures 99 times (seventh in school history) • scored in double figures in 60 consecutive games (from 2013-15), the third-longest streak in program history (Hidalgo - 103, Gaither - 76) • elected to forgo her final year at Notre Dame to enter 2015 WNBA Draft • selected by Seattle Storm with No. 1 overall pick (first-ever No. 1 choice) • 2015 WNBA Rookie of the Year • 2016 All-WNBA • Six-time WNBA All-Star • 2018 FIBA World Cup gold medalist with USA • Three-time WNBA Champion (2018, 2020, 2025) • Won gold medals with Team USA at 2020 Tokyo Olympics and 2024 Paris Olympics



9. MARINA MABREY - 1,896

BELMAR, NEW JERSEY • 2015-19

Program's all-time leader in made three-pointers with 274 • Guided the Irish to back-to-back NCAA Title games in 2018 and 2019 • Four ACC regular season and three ACC Tournament titles • 2019 NCAA All-Final Four selection • 2018 Spokane All-Regional Team • Two-time All-ACC honoree • Two-time ACC All-Tournament First Team honoree • 2016 All-Freshman Team and ACC All-Academic Team • Knocked down 85 threes during the 2017-18 campaign, which marked the second most in a single season -- then knocked down 80 threes during her 2018-19 senior season, which ranked fourth • Made a trey in 24 consecutive games, which ranked second all-time • Shot a career 40.0 percent from beyond the arc, which ranked fifth • Dished out 500 career assists, which ranked 8th • Joined Lindsay Allen, Skylar Diggins, Niele Ivey, Mollie Peirick, Karen Robinson and Megan Duffy in the 1,000 points and 500 assists club • Garnered 233 career steals, which ranked 7th • Made four three-point plays in the 4th quarter vs. Baylor in the 2019 NCAA title game, totaling 21 points • Broke the NCAA National Semifinal game record by dishing out 12 assists against UConn (also marked a career high) in 2019 • Transitioned to the point guard position midway through junior year, which helped spur the Irish to their second national championship • During the 2018 NCAA Tournament, Mabrey averaged 15.8 points on 50.0 percent shooting and converted 19 threes, which marked the fifth most in the history of the Big Dance • Became the fifth different Irish player to record a triple-double with 18 points, a school-record 12 steals and 10 assists at Valparaiso on Nov. 23 • Joined Arike Ogunbowale (11.4 ppg.) as first bench duo in program history to post double-figure scoring averages in same season as a freshman (10.7) • Was part of the most prolific scoring starting five in the history of NCAA Division I women's hoops, helping amass a total of 10,230 career points • Selected 19th overall in the 2019 WNBA Draft by the LA Sparks • Acquired by Dallas Wings in 2020 and as of April 2026 is part of the inaugural Toronto Tempo roster.



10. KAYLA MCBRIDE - 1,876

ERIE, PENNSYLVANIA • 2010-14

Two-time Associated Press and Women's Basketball Coaches Association (WBCA) All-America selection, including consensus first-team choice in 2014 • 2014 NCAA Final Four All-Tournament Team pick • three-time NCAA regional all-tournament team selection (2012-14) • 2014 Atlantic Coast Conference Player of the Year • two-time first-team all-conference (2013-


BIG EAST; 2014-ACC) • 2013 BIG EAST Championship Most Outstanding Player after leading Notre Dame to its first BIG EAST Tournament title in its final season in that conference • scored 669 points as a senior (ranked sixth-most by an Irish player in one season) • her .882 career free-throw percentage was tops in school history and 16th in NCAA D-I history • earned gold medal with USA Basketball U18 National Team at 2010 FIBA Americas U18 Championship in Colorado Springs • member of 2014-16 USA Basketball Senior Women's National Team player pool (added after solid effort at Oct. 2013 mini-camp, when she was first active Notre Dame player to suit up for USA Basketball Senior National Team) • selected by San Antonio Stars with No. 3 overall pick in first round of 2014 WNBA Draft (now the Las Vegas Aces) • named to 2014 WNBA All-Rookie Team • Five-time WNBA All-Star • Joined Ring of Honor in 2017 • Now plays for the Minnesota Lynx



11. JACQUELINE BATTEAST - 1,874

SOUTH BEND, INDIANA • 2001-05

Ended career in the top five on 16 of Notre Dame's career statistical charts • 2005 Women's Basketball Coaches Association (WBCA) All-America Team selection and three-time WBCA All-America Team finalist (2002, 2004, 2005) • two-time Associated Press All-America pick • Basketball Times Fifth-Team All-America choice (2004) • United States Basketball Writers Association (USBWA) National Freshman of the Year (2002) • BIG EAST Player of the Year (2005) • four-time all-BIG EAST selection, including first-team honors in 2004 and 2005 • BIG EAST Rookie of the Year (2002) • NCAA East Regional All-Tournament Team (2004) • Preseason WNIT Most Valuable Player (2004) • started school-record 97 consecutive games to end her career • scored in double figures 101 times in 123 career games • played in 10 NCAA Championship games, guiding Notre Dame to Sweet 16 in 2003 and 2004 • averaged 22.0 ppg. and 11.7 rpg. with a .483 field-goal percentage and three double-doubles in 2004 NCAA Championship • chosen in second round of 2005 WNBA Draft by Minnesota Lynx • traded to Detroit Shock in 2006 and won WNBA title that season (was teammates with Ruth Riley).



12. SONIA CITRON - 1,774

EASTCHESTER, N.Y. • 2021-25

Only player in Notre Dame history with 1700 points, 700 rebounds and 300 assists • Helped lead Notre Dame to four straight Sweet 16 appearances • Two-time AP All-America Honorable Mention • 2025 WBCA Coaches All-America Honorable Mention • Three-time All-ACC (First Team x2, Second Team x1) • 2025 All-ACC Defensive Team • USBWA National Player of the Week (Dec. 10, 2024) • 2024 Cayman Islands Classic All-Tournament Team • 2024 First Team All-ACC Tournament • 2024 ACC Champion • 2024 Team Co-MVP • 2023 WBCA Coaches All-America Region I Finalist • 2023 Team Defensive Player of the Year • 2023 and 2025 ACC Regular Season Champion • 2022 ACC Freshman of the Year • Six-time ACC Freshman of the Week • Four-time All-ACC Academic Team • Set team single-season FT% record (91.2) in 2023-24 • Had 93 career games with double-figure points and 25 with 20+ points plus has led the team in scoring on 30 occasions • Averaged 33.3 mins/game in her career, a program record at the time • Finished Irish career ranked eighth in program history with 173 made 3-pointers and fifth with a free throw percentage of 84.3 • Notched


11 career double-doubles, the fifth-most ever by a Notre Dame guard • Scored 1000th career point on Jan. 18 against Virginia • one of 10 women's basketball players to earn the University's most prestigious athletics honor — the Byron V. Kanaley Award, which is presented annually to a senior student-athlete who is most exemplary as a student and leader • Drafted No. 3 overall in the 2025 WNBA Draft to the Washington Mystics



13. ALICIA RATAY - 1,763

LAKE ZURICH, ILLINOIS • 1999-03

One of the top perimeter shooters in NCAA history • holds NCAA record for career three-point percentage (.476) • her .547 three-point percentage in 2000-01 remains an NCAA record for sophomores • at time of her graduation, she was the holder of six Notre Dame career records • started all but one game in her 130-game career, including 71 consecutive starts over her last two-plus seasons • tied with Ruth Riley and Kelley Siemon for the most NCAA Championship games played (14) in school history at time of her graduation • two-time Associated Press honorable mention All-America selection (2000, 2002) • two-time all-BIG EAST choice, including first-team honors in 2002 • two-time CoSIDA Academic All-District V Second Team pick (2002, 2003) • 2003 BIG EAST Women's Basketball Scholar-Athlete of the Year • earned 2001 NCAA Midwest Regional All-Tournament Team laurels • named 2000 BIG EAST Rookie of the Year • six-time BIG EAST Rookie of the Week pick in 2000 • inducted into Illinois Basketball Coaches Association Hall of Fame in 2006 and Illinois High School Basketball Hall of Fame in 2012.



14. MADDY WESTBELD - 1,710

KETERING, OHIO • 2020 - 25

2023 and 2024 All-ACC Second Team • 2024 All-ACC Tournament Team • Started 138 career games for Notre Dame, tied for third in program history at time of graduation • One of eight players in school history to score more than 1,000 points and grab more than 900 rebounds during her four-year career (others are Jacqueline Batteast, Katryna Gaitner, Ruth Riley, Devereaux Peters, Natalie Achonwa, Brianna Turner and Maddy Westbeld) • Finished career with 145 blocks (eighth in school history) • Helped lead the Irish to four consecutive Sweet 16 appearances • 2024 ACC Tournament Champion • 2024 Team Most Improved Award • 2023 and 2025 Regular Season ACC Champion • At time of graduation, ranked seventh in school history with 940 career rebounds • Notched 297 boards (8.7 per game) in 2023-24, the eighth most in single-season program history • Notched 91 games with double-digit points and earned 21 double-doubles over her career • Had 14 career 20-point games • Was one of just four ACC players to average 14 points and 8 rebounds per game in 2023-24 • Led Notre Dame in scoring in 28 games and in rebounding in 48 games • Led ACC freshmen in 2020-21 with 14.2 points per game (10th in ACC overall) • 2020 ACC Rookie of the Year (Coaches) • Became the 42nd member in Notre Dame's 1,000-point club with 15 points against NC State in the 2023 ACC Tournament • Sister, Kat, ranks 40th in Notre Dame history with 1,076 career points. Only pair of sisters on the list • 2025 All-ACC Academic Team • Drafted No. 16 overall in the 2025 WNBA Draft by the Chicago Sky



15. KAREN ROBINSON - 1,590

TURNERSVILLE, NEW JERSEY • 1987-91

Led team in scoring during her final three campaigns with the Irish • Notre Dame's first-ever Women's Basketball Coaches Association (WBCA) all-district selection • twice selected as the Midwestern Collegiate Conference Player of the Year (1990 and 1991) • three-time first team all-MCC and was an MCC All-Tournament Team selection as a sophomore, junior and senior • named to the all-tournament team at the 1991 National Women's Invitation Tournament (NWIT) • member of the first Notre Dame women's basketball team (1990-91) to earn a Top 25 ranking in the Associated Press poll • became (at the time) Notre Dame's all-time leading scorer when she scored 30 points in her final collegiate outing • participated in the 1987 U.S. Olympic Sports Festival • played professional basketball in Switzerland • now living in her home state of New Jersey • in February 2015, she and her husband, Kevin Keyes (a former varsity tennis player at Notre Dame), made a \$5 million gift to endow Notre Dame's head women's basketball coaching position, the largest endowment of its kind in NCAA women's basketball history and the first endowment of an Irish coaching position in any sport. The Keyes family later helped fund the current basketball facility - Rolfs Athletics Hall



16. TRENA KEYS - 1,589

MARION, INDIANA • 1982-86

Two-time North Star Conference Player of the Year (1985 and 1986) • first Notre Dame player to earn league player-of-the-year honors • fourth Fighting Irish player to score more than 1,000 points during her career at the time, reaching that plateau in her junior season • became a full-time starter in the lineup midway through her sophomore season and started 78 consecutive games • team leader in blocks each of the four seasons she was with the Irish • led team in scoring as a junior and senior • inducted into Indiana Basketball Hall of Fame in 2009 • made her home in Atlanta, where she was senior vice president for sales/research and development at Southeastern Mills, a food industry supply company.



17. NATALIE NOVOSEL - 1,569

LEXINGTON, KENTUCKY • 2008-12

Had remarkable career turnaround with exceptional final two seasons, helping lead Notre Dame to consecutive appearances in NCAA national championship game (2011 and 2012) • two-time Women's Basketball Coaches Association (WBCA) All-America Team finalist and first-team all-BIG EAST selection (2011, 2012) • 2012 Associated Press honorable mention All-America choice • 2011 BIG EAST Most Improved Player • two-time NCAA Championship all-regional team selection (2011 - Dayton; 2012 - Raleigh) • started final 78 games of her career • carved niche in Notre Dame lore for

ability to get to foul line (among all-time leaders in free-throws, including NCAA Championship record 18 of 20 in 2012 second-round win over California) • factoring into tying/winning baskets in five different games during final two seasons, including game-tying offensive rebound/putback with 4.6 seconds left in regulation of 2012 NCAA Final Four national semifinal game vs. Connecticut (Irish went on to win in overtime) • drafted in first round (eighth overall) of 2012 WNBA Draft by Washington Mystics • played professionally in Australia until 2018.



18. CHAREL ALLEN - 1,566

MONESSEN, PENNSYLVANIA • 2004-08

Two-time Women's Basketball Coaches Association (WBCA) Honorable Mention All-America selection (2007, 2008) • 2008 AP All-America Honorable Mention • two-time First-Team All-BIG EAST pick (2007, 2008) • first player in school history to amass 1,000 points/500 rebounds/200 assists/200 steals in her career • ranked among the top 10 in eight career statistical categories at time of her graduation • started final 66 games of her career, logging back-to-back 500-point seasons • became first Notre Dame player since 1997 (Katryna Gaither) to score at least 25 points in three consecutive games (2006-07 season) • posted (at the time) the ninth-highest single-season point total in school history (545 points in 2006-07) • made BIG EAST All-Freshman Team in 2005 • named to 2008 Preseason WNIT All-Tournament Team • helped Irish advance to NCAA Sweet 16 as a senior in 2007-08, scoring career-high 35 points in second-round overtime win over Oklahoma; 35 points were sixth-most in school history and second-most in program's postseason record book • selected in third round of 2008 WNBA Draft by Sacramento Monarchs, helping team advance to '08 WNBA playoffs • Played professionally in Bulgaria and now serves as an assistant coach for the Irish



19. NATALIE ACHONWA - 1,546

GUELPH, ONTARIO • 2010-14

Two-time Associated Press and Women's Basketball Coaches Association (WBCA) All-America selection (2013, 2014) • three-time NCAA Regional All-Tournament Team pick (2012-14) • two-time all-conference choice • set school record with 19 double-doubles as a junior in 2012-13 (had one double-double in career prior to that season) • posted career-highs in 2013-14 for scoring (14.9 ppg.), assists (2.8 apg.) and field goal percentage (.611) despite missing five games with injuries • along with Kayla McBride and Ariel Braker, helped Fighting Irish to second-most wins (138) of any senior class in school history • member of four consecutive NCAA Final Four teams, including Notre Dame squads that reached 2011, 2012 and 2014 NCAA national championship games • ranks among program career leaders in field goal percentage, rebounds, blocked shots and double-doubles (28) • first international player to suit up for Notre Dame in program history • was named to the Canadian Senior National Team at age 16 • earned five medals (golds at 2015 Pan Am Games and 2015 FIBA Americas Championship, plus two silver and one bronze) in international competition • Four-time Olympian (2012, 2016, 2020, 2024) • selected by Indiana Fever with No. 9 overall pick in first round of 2014 WNBA Draft • after missing 2014 season with knee injury, returned in 2015 to help Fever make playoffs • 2015 WNBA All-Rookie Team selection • Breakout 2018 campaign which included six

double-doubles, becoming the fourth player in club history with as many in a season • Was an assistant coach for Michigan from 2024-26 following her retirement and now serves as a Seattle Storm assistant



20. ASHLEY BARLOW - 1,492

INDIANAPOLIS, INDIANA • 2006-10

Three-time All-BIG EAST selection (2008-10) • earned Women's Basketball Coaches Association (WBCA) All-Region honors in 2010 • two-year team captain (2008-09 and 2009-10) • first Notre Dame basketball player (male or female) ever to amass 1,000 points/500 rebounds/250 assists/250 steals in her career • one of only four Notre Dame women's players to register at least 60 steals in four consecutive seasons (along with Coquese Washington, Niele Ivey and Skylar Diggins) • graduated with a place in the top 10 on no fewer than 12 of Notre Dame's career statistical charts • competed in the State Farm College Three-Point Championship in her hometown of Indianapolis in April 2010, finishing second to post the best-ever finish by a Notre Dame women's player (and tie the best showing by an Irish player of either gender following a runner-up finish by future NBA player Chris Quinn in 2006, also in Indianapolis) • played professionally in Israel • served as an assistant women's basketball coach at University of Evansville before serving same role at Wright State.



21. SANDY BOTHAM - 1,460

MADISON, WISCONSIN • 1984-88

Earned all-North Star Conference honors four consecutive seasons (1985-88) • named to the All-NSC First Team as a sophomore, junior and senior and was a second-team honoree as a freshman • was member of current head coach Muffet McGraw's first team at Notre Dame in 1987-88 • as a sophomore during the 1985-86 campaign, finished sixth in the nation in field goal percentage as she hit on 63.9 percent of her field-goal attempts, a mark that still stands second in the Irish record books • started 101 of the 114 games she played in • was a graduate assistant on McGraw's staff at Notre Dame for two seasons following her graduation • later served an assistant coach at her alma mater for four years • enjoyed successful 16-year tenure (1997-98 to 2012-13) as head coach at the University of Wisconsin-Milwaukee, retiring as Horizon League's all-time winningest coach (245) and leading the Panthers to the first two NCAA Championship berths in school history (2001 and 2006) • member of Wisconsin Basketball Coaches Association and Madison Athletics Halls of Fame (inducted into both for her playing exploits, the latter also honoring her coaching achievements) • served as director of athletics and operations at her prep alma mater, Madison (Wis.) West High School.



22. SHEILA MCMULLEN - 1,439

ROCHESTER, INDIANA • 1995-99

Holder of six school records at the conclusion of her career • her 98


three-point field-goals and 247 attempts in 1998-99 set Notre Dame single-season marks that still stand • first Notre Dame women's basketball player to appear in four consecutive NCAA Championships • earned second-team All-BIG EAST honors as a senior and was named to the 1999 BIG EAST Championship All-Tournament Team after guiding the Irish to their third title game berth in four years • one of five Irish women's basketball players to receive Notre Dame's Francis Patrick O'Connor Award (the others are former Irish guards Coquese Washington, Megan Duffy, Kayla McBride, Lindsey Allen) • named to the 1999 Successful Farming All-America Team • spent time as assistant women's basketball coach at Western Michigan University (1999-2001) and Northwestern University (2001-02), as well as Cathedral High School in Indianapolis (2004-07) • served in NCAA Championships Group from 2003-08.



23 [T]. NIELE IVEY - 1,430

ST. LOUIS, MISSOURI • 1996-01

Appeared on 16 of school's career top 10 lists at time of her graduation • earned Third-Team Associated Press All-America honors in 2001, the first Irish point guard to be so recognized • recipient of 2001 Frances Pomeroy Naismith Award (nation's most outstanding female senior player 5-foot-8 or under) • finalist for the 2001 Nancy Lieberman Award (nation's top point guard) • member of 2001 NCAA Final Four All-Tournament Team • three-time All-BIG EAST selection, including first-team laurels in 2001 • First-Team Defensive All-America choice by Women's Basketball Journal • Held school record for single-season assists at the time of her graduation (247), still ranks second in program history • earned fifth year of eligibility after suffering torn ACL in her right knee five games into freshman season • selected by the WNBA's Indiana Fever in the second round of 2001 draft, playing four years for the Fever • spent 2005 season with Detroit Shock and Phoenix Mercury • spent two seasons (2005-07) on women's basketball staff at Xavier University • joined Irish staff in 2007 • added the title of recruiting coordinator in 2012 and was promoted to associate head coach in the summer of 2015 • inaugural recipient of the WBCA Division I National Assistant Coach of the Year award in 2016 • Common link to all nine of Notre Dame's Final Four teams (two as player, six as coach) • joined the Ring of Honor in 2017 • Assistant coach with the Memphis Grizzlies for the start of the 2019-20 season • became the ninth active NBA female coach • Named the head coach at Notre Dame ahead of the 2020-21 season • 2023 ACC Coach of the Year • 2024 ACC Tournament champion



23 [T]. OLIVIA MILES - 1,430

PHILLIPSBURG, NEW JERSEY • 2020-25

Three-time AP All-American (Second Team x2, Honorable Mention x1) • Two-time USBWA All-American (Second Team x1, Third Team x1) • Three-time All-ACC First Team • 2024-25 WBCA Coaches All-America Honorable Mention • 2022 Bridgeport NCAA All-Regional Team • Four-time ACC Player of the Week • Two-time USBWA National Player of the Week • 2022-23 • Two-time All-ACC Tournament Second Team • Two-time John R. Wooden Award National Ballot • Woody Miller Player of the Year and team MVP • Holds program record with six career triple-doubles and program record for a guard with 25 career double-doubles • One of three Irish players to amass 1000 points, 500 rebounds and 500 assists in her career • 6.5 assists/game over the course of her career, the second-highest average in program

history • Finished Irish career with 654 career assists, fifth-most in program history • Averaged 32.1 mins/game over her career, the fourth-highest mark in program history • Knocked down eight triples against Pitt on Feb. 23, 2025, tying the single-game program record • Played 1098 minutes as a freshman, second-most in program history for a rookie • Holds freshman and sophomore records for assists/game • 2025 ACC Kay Yow Scholar Athlete of the Year • Three-time All-ACC Academic Team



25. LINDSAY SCHRADER - 1,429

BARTLETT, ILLINOIS • 2005-10

Three-time All-BIG EAST selection, including first-team honors in 2009 and 2010 • named Associated Press and Women's Basketball Coaches Association (WBCA) Honorable Mention All-American in 2010 • At the time of graduation, one of five players in program history with 1,400 points and 800 rebounds (along with Katryna Gaither, Ruth Riley, Jacqueline Batteast and Natalie Achonwa) • two-year team captain (2008-09 and 2009-10) • returned for fifth year of eligibility in 2009-10 after missing entire 2006-07 season with knee injury suffered on fourth day of practice • holds school records for double-doubles by a guard in career (17) and single season (7 in 2008-09) • finished her career ranked among the top 10 on nine of Notre Dame's career statistical lists • became second Notre Dame player (after Shari Matvey) to register a double-double in her college debut, notching 10 points and 14 rebounds in November 2005 win over Michigan • spent two seasons as assistant women's basketball coach at Longwood University (2011-12) and Loyola (Ill.) University (2012-13).



26. SHARI MATVEY - 1,373

YOUNGSTOWN, OHIO • 1979-83

First Notre Dame player to score more than 1,000 points during her career • averaged double figures in both her freshman and sophomore campaigns • enjoyed a career-best 17.6 scoring average as she set an Irish single-season freshman mark for points in a season (529) — a record which still stands • averaged 14.8 points in her sophomore season • led team in rebounding as a freshman and sophomore • only player to average double figures in rebounding (10.2) in a single season • formerly held Notre Dame single-season blocks record (94) as she averaged 3.1 blocks per game in her rookie season • earned second-team CoSIDA Academic All-America honors in 1981.



27. JACKIE YOUNG - 1,351

PRINCETON, INDIANA • 2016-19

2019 AP All-American • 2019 Cheryl Miller Award Top Five Finalist • 2019 ACC Tournament MVP • Two-time All-ACC selection • 2018 Vancouver Showcase All-Tournament Team • 2017 Gulf Coast Showcase MVP • 2017 ACC All-Freshmen Team • First Irish player to record two triple-doubles in the same season — her two career triple-doubles tied Skylar Diggins for the

most • Her 12 double-doubles her junior season in 2018-19 set the Notre Dame record for a guard • Her 17 career double-doubles tied the record for a guard • Became the program's 40th member of the 1,000-point club • Was the only player in the country during 2018-19 season to average over 14 points, 7 rebounds, 5 assists and shoot over 50 percent as well • Her 52.8 shooting percentage as a junior ranked third nationally among guards • Also produced the third highest assist-to-turnover ratio in a season all-time at Notre Dame • Was a starter both years in which the Irish went to back-to-back national championship games (2018 & 2019), including the title win in 2018 • Poured in a career high 32 points vs UConn in the 2018 National Semifinal • Averaged 16.3 points, 8.3 rebounds and 3.7 assists during the 2018 NCAA Tournament run • Hit game-tying jumper in 2018 National Title game, then produced the steal with three seconds left which set up Arike's buzzer-beater • Averaged over 15 ppg against ranked opponents over her last two years • Was part of the most prolific scoring starting five in the history of NCAA Division I women's hoops, helping amass a total of 10,230 career points • Selected No. 1 overall in the 2019 WNBA Draft by the Las Vegas Aces, becoming the second Irish player ever to be taken first overall (third junior ever to be drafted No. 1, joining Candace Parker and Jewell Loyd) • 2019 WNBA All-Rookie Team • Won gold medal with the 3x3 USA Team at the 2020 Tokyo Olympics.



28. LINDSAY ALLEN - 1,323

MITCHELLVILLE, MARYLAND • 2013-17

Three-time All-American • Three-time Nancy Lieberman Award Finalist • Two-time WBCA Coaches' All-America Team Finalist • Two-time Naismith Trophy Midseason Top-30 list • Two-time WBCA All-Region I Team • 2017 Senior CLASS Award Finalist • 2017 Wooden Award National Ballot • Two-time First Team All-ACC selection • Two-time All-ACC Tournament First Team • 2017 ACC Tournament MVP • 2017 NCAA All-Regional Team • 2015 NCAA Regional Most Outstanding Player • Started all 149 games in her career, leading Irish to a 139-10 record • Guided Notre Dame to four consecutive outright ACC regular season and tournament titles, joining Duke as the only team to win both four years in a row • Led Irish to Final Four appearances in 2014 & 2015 • Set Notre Dame records for single-season assists (282 in 2016-17), career assists (841), career starts (149), consecutive career starts (149), single-season minutes played (1,279 in 2016-17) • Ranked 22nd in NCAA history in career assists (841) • Ranked fourth in NCAA Championship career assists (115) • Joined by Mary Gavin '88 as the only Irish players with three career 200-assist seasons • Set ACC records for assists in a single ACC Tournament (33), single-season assists (282 in 2016-17) and career assists (841) • Selected by the New York Liberty in the 2nd Round of the 2017 WNBA Draft (14th overall) • Played for the Melbourne Boomers in the WNBL for 3 seasons (2018-21) • Named the WNBL Grand Final MVP in 2022



29. DEVEREAUX PETERS - 1,319

CHICAGO, ILLINOIS • 2007-12

Battled back from two knee injuries to become one of most versatile and dominant posts in school history • Only Notre Dame player ever to amass 1,000 points/500 rebounds/200 blocks/200 steals in her career • two-time Women's Basketball Coaches Association (WBCA) All-America Team finalist

(honorable mention) and first-team all-BIG EAST selection (2011, 2012) • two-time BIG EAST Defensive Player of the Year • tied 35-year-old school record in 2011-12 with seven 15-rebound games • matched school record with four 15-point/15-rebound games in 2011-12 • missed final month of 2007-08 season with torn ACL, then suffered same injury in third game of 2008-09 season (earning medical redshirt status for latter campaign) • in four official seasons, led Notre Dame to four NCAA Sweet 16s, including NCAA national championship games in 2011 and 2012 • Irish won 142 games during her five seasons, third-most in program history for five-year span • started final 78 games of her career • among ND career leaders for blocks and double-doubles (23) • first of four ND players chosen with WNBA Draft lottery (top-four) picks, going third overall in 2012 to Minnesota Lynx, helping franchise to 2013 WNBA title and two Western Conference titles (2012, 2013) • won a second WNBA Championship with the Lynx in 2015.



30. MARGARET NOWLIN - 1,312

ST. PAUL, MINNESOTA • 1988-92

Catalyst behind Notre Dame's first NCAA Championship appearance in 1992 • selected as Most Valuable Player of the 1992 Midwestern Collegiate Conference Tournament as she scored 16 points and grabbed 12 rebounds in Notre Dame's upset victory over Xavier in the championship game • led team in scoring (16.5) and rebounding (8.7) in her final campaign with the Irish • also led team in rebounding (7.5) during her junior season (1990-91) • three-year starter who averaged in double figures in each of her last three seasons • first-team all-MCC selection in 1992 • twice named to the MCC All-Tournament Team (1990 and 1992) • played professionally in France after graduation • was an assistant coach on Muffet McGraw's staff at Notre Dame during the 1995-96 campaign.



31. MEGAN DUFFY - 1,290

DAYTON, OHIO • 2002-06

Ranked among the top 10 on 12 career statistical charts at Notre Dame upon her graduation • two-time Associated Press and Women's Basketball Coaches Association (WBCA) honorable mention All-American (2005, 2006) • winner of 2006 Frances Pomeroy Naismith Award • finalist for 2006 Nancy Lieberman Award • CoSIDA Academic All-America First Team honoree (2006) • three-time all-BIG EAST pick, including twice on first team (unanimous in 2006) • 2006 BIG EAST Women's Basketball Scholar-Athlete of the Year • one of four players in school history to amass 1,000 points/500 assists/200 steals in her career (others are Karen Robinson, Niele Ivey and Skylar Diggins) • was among top 20 in NCAA history with .859 career free-throw percentage, and among top 10 in nation in foul shooting her final two seasons • posted (then) school-record .895 free-throw percentage in 2004-05 • earned gold medal with 2005 U.S. World University Games Team • selected in third round of 2006 WNBA Draft by Minnesota Lynx (spent two seasons) • signed as free agent with WNBA's New York Liberty in 2008, helping team to Eastern Conference finals • began her first season as a head coach at Miami (Ohio) in 2017-18 after previously working as an assistant coach at Michigan, St. John's and George Washington • Became head coach at Marquette for the 2019-20 season and was later named the Big EAST Coach of the Year • Current head coach at Virginia Tech



32. MARY BETH SCHUETH - 1,233

INDIANAPOLIS, INDIANA • 1981-85

Consistent producer who is one of just eight players in the program's history to average in double figures in scoring in all four seasons (along with Jacqueline Batteast, Ashley Barlow, Beth Morgan, Alicia Ratay, Ruth Riley and Lindsay Schrader) • averaged career bests of 13.0 points and 9.1 rebounds in her freshman season • started all but 10 games during her career (made 95 starts in the 105 games she played) • two-time all-North Star Conference selection, earning second-team honors as a junior and first-team laurels as a senior • third player in the program's history to earn CoSIDA Academic All-America honors, garnering second-team recognition in 1983 • inducted into Indiana Basketball Hall of Fame as part of 2006 Silver Anniversary Team before earning individual enshrinement in 2008 (one of seven women with ties to the Notre Dame women's basketball program that now are in the Hall, along with Krissi Davis, Trena Keys, Beth Morgan, Mary Beth Schueth, Ruth Riley, Sheila McMillen and Muffet McGraw).



33. JESSICA SHEPARD - 1,228

FREMONT, NEBRASKA • 2017-19

After transferring in from Nebraska for the 2017-18 season, Shepard made an immediate impact guiding the Irish to a national championship in 2018 and the NCAA title game in 2019 • In her 2018-19 senior campaign, Shepard reeled in the most rebounds in a single season (390) and posted the highest rebound average to date (10.3) as well • Her 9.2 career rebounding average while at Notre Dame ranked first all-time • Grabbed 698 rebounds over her two seasons, which ranked as the most by any upperclassmen in program history • Secured 19 double-doubles in her senior season, tying Natalie Achonwa for the most in program history - tallied 11 in final 14 games • Finished with 34 career double-doubles in just two seasons with the Irish, which ranked fourth • Tied the all-time consecutive made field goals mark of 17 • Shot 58 percent from the field while at Notre Dame, which ranked sixth • Finished on a career best 23 straight games with double-digit points • Averaged 19.0 ppg on 58.1 percent shooting during the 2018 NCAA Tournament run - led team in title game over Mississippi State with 19 points • Her 62.5 percent shooting during the 2018 Final Four tied for fourth best all-time in NCAA history • Set the then-Purcell Pavilion women's scoring record on Dec. 17, 2017, vs. DePaul, with 39 points • 2019 AP 2nd Team All-American • 2019 NCAA Chicago All-Regional Team • 2019 Katrina McClain Award Top 10 finalist • 2019 Wooden Award National Ballot • 2018 NCAA All-Final Four Team • Two-time First Team All-ACC • Two-time All-ACC Tournament selection • Was part of the most prolific scoring starting five in the history of NCAA Division I women's hoops, helping amass a total of 10,230 career points • Selected 16th overall in the 2019 WNBA Draft by the Minnesota Lynx.



34. LETITIA BOWEN - 1,219

BUCHANAN, MICHIGAN • 1991-95

Still ranks third on Notre Dame's all-time list for rebounds (999) and held record rebounding average (8.8) • one of eight players in school history to score more than 1,000 points and grab more than 900 rebounds during her four-year career (others are Jacqueline Batteast, Katryna Gaither, Ruth Riley, Devereaux Peters, Natalie Achonwa, Brianna Turner and Maddy Westbeld) • only senior on 1994-95 squad, which finished third at the National Women's Invitation Tournament (NWIT) • averaged double figures in scoring each of her last three seasons at Notre Dame • was team's leading rebounder during her sophomore, junior and senior campaigns with a career-high rebounding average of 9.8 rpg. (then second-best in school history) during the 1992-93 campaign • member of Notre Dame's first-ever NCAA Championship team (1992) • served as Irish captain in her senior season (1994-95) • first-team all-Midwestern Collegiate Conference selection as a junior and second-team honoree as a sophomore • played professionally in Italy • spent six seasons on Muffet McGraw's staff at Notre Dame (four as assistant coach, two as director of basketball operations).



35. HEIDI BUNEK - 1,202

MILWAUKEE, WISCONSIN • 1985-89

All-America candidate heading into her senior season (1988-89) before suffering a career-ending knee injury in the sixth game of the year • led the team in scoring and rebounding during the 1986-87 and 1987-88 campaigns • two-time second-team all-North Star Conference selection (1987 and 1988) • averaged career bests of 17.9 points and 8.8 rebounds per game while shooting .609 from the floor (18th in the nation) during her junior year • grabbed a career-high 20 rebounds at DePaul on Jan. 20, 1988 (the fourth-most rebounds in school history and tied the most by an Irish player since the program elevated to Division I status in 1980) • ranks among program's all-time leaders in scoring average, rebounding average and field-goal percentage • played in the U.S. Olympic Sports Festivals during the summers of 1995 and 1996 • inducted into the Wisconsin Basketball Coaches Association Hall of Fame in 2010 following a long and successful career as high school head coach in her home state of Wisconsin.



36. KRISSI DAVIS - 1,194

NOBLESVILLE, INDIANA • 1987-91

Averaged double figures in scoring in each of her last three seasons • team's leading rebounder in her sophomore and junior campaigns • netted a career-best scoring average of 13.7 points in her senior season and personal best rebounding average as a junior (8.0 rpg.) • after not starting at all as a freshman, she started every game in her final three campaigns • earned starts in final 92 games of her career • was a first-team all-Midwestern Collegiate Conference honoree in her senior season after being named to the all-MCC second team as a junior • twice selected most valuable player of the MCC Tournament (1989 and 1991) in addition to being named to the All-Tournament Team on both occasions • one of 10 women's basketball players to earn the University's most prestigious athletics honor — the Byron V. Kanaley Award, which is presented annually to a senior student-athlete who is most exemplary as a student and leader • enshrined in Indiana Basketball Hall of Fame as part of 2012 Silver Anniversary Team and also again as an individual in 2017 • Passed away at the young age of 51 in September of 2019.



37. COURTNEY LAVERE - 1,150

VENTURA, CALIFORNIA • 2002-06

Valuable, versatile forward who was a member of four NCAA Championship teams, including two NCAA Sweet 16 squads, during her career at Notre Dame • ranks among school's career leaders in blocked shots and blocks per game • one of 10 Notre Dame players to record 1,000 points/500 rebounds/100 blocks in their careers (others are Natalie Achonwa, Jacqueline Batteast, Katryna Gaither, Trena Keys, Shari Matvey, Devereaux Peters, Ruth Riley, Brianna Turner and Maddy Westbeld) • scored 1,000th career point three games after classmate Megan Duffy, marking the shortest interval between 1,000-point milestones in school history • logged five double-doubles as a freshman, including three in a row with two coming against ranked opponents (Tennessee and Purdue) • set school record for freshmen with 12-of-16 foul-shooting performance at Villanova • played key role in Notre Dame's 2003 NCAA Sweet 16 run, averaging 11.7 points and 5.7 rebounds in the three-game set • 2003 Freshman All-America selection by Women'sCollegeHoops.com • winner of 2006 Robin Roberts/Women's Basketball Coaches Association (WBCA) Broadcasting Scholarship Award • spent nearly five years with Turner Broadcasting (focusing primarily on ad sales with Cartoon Network) • served as associate director of regional development at Notre Dame from 2012-14.



38. BECCA BRUSZEWSKI -1,148

VALPARAISO, INDIANA • 2007-11

Co-captain of Notre Dame's 2010-11 NCAA national finalist team • played in (then) school-record 136 games during her career, missing only three contests (one in her final three seasons) • set school record (since tied) with 39 starts and 39 games played in 2010-11 (sharing mark with Natalie Novosel and Devereaux Peters) • nicknamed "Bruiser" for her fearless and physical style of play, despite being an undersized post at just 6-foot-1 • played all three front-line positions during her career • known for her toughness, playing through numerous injuries, most notably in the 2011 BIG EAST Championship final vs. Connecticut (eight points, three rebounds after rib injury in semifinal vs. DePaul) and 2011 NCAA Dayton Regional final vs. Tennessee (13 points, eight rebounds in game-high 37 minutes playing on sprained knee suffered in regional semifinal vs. Oklahoma) • played professionally in Puerto Rico after previously spending time in Finland • also served as co-director of Midwest Basketball Academy (MBA) Select AAU program based in Mishawaka.



39. DANIELLE GREEN - 1,106

CHICAGO, ILLINOIS • 1995-00

Posted double-figure scoring averages in each of her last three seasons, finishing with a 9.5 ppg. career scoring average in 116 games • started 65

games during her career • earned a fifth year of eligibility after missing the entire 1996-97 Final Four campaign with a torn Achilles' tendon suffered the NCAA first day of practice • third-leading scorer (14.4 ppg.) and second-leading rebounder (7.2 rpg.) during the 1998-99 season • netted a personal single-season best 432 points during that campaign • scored a career-high 28 points versus West Virginia on Jan. 17, 1999 • had 16 points and seven rebounds in Notre Dame's second-round victory over George Washington in the 2000 NCAA Championship, helping the Irish to third Sweet 16 appearance in four years • spent one season as assistant women's basketball coach at Chicago State • enlisted in U.S. Army in 2003 and was awarded a Purple Heart in May 2004 after suffering significant arm and leg injuries while serving in Baghdad, Iraq • has earned two master's degrees • served as a readjustment counselor for U.S. Department of Veterans Affairs in South Bend, helping fellow veterans cope with physical and psychological trauma suffered on the battlefield • received 2015 Pat Tillman Award for Service during nationally-televised ESPY Awards ceremony in Los Angeles.



40. KAT WESTBELD - 1,076

KETERING, OHIO • 2014-18

Played in 141 with 91 starts • Irish were 82-9 when Westbeld started • Helped guide the Irish to a 2018 national championship - was dubbed 'the glue' of the team • All-in-all, went to two Final Fours • Collected 45 games with double-digit points and earned six double-doubles over her career • Led the team in rebounding in the championship game vs Mississippi State with nine boards • Finished one-point shy of her career high with a team best 20 points on 9-of-12 shooting vs Oregon in the Elite Eight • After missing the first half vs Villanova in an NCAA Second Round matchup in 2018 due to an ankle injury, Westbeld started the second half and finished with a +30 plus-minus (49-19) in 16 minutes of play • Became the 39th member in Notre Dame's 1,000-point club with eight points at Virginia Tech on Feb. 22, 2018 • Played professionally in Puerto Rico, Spain, Italy, France Hungary and Australia from 2018 to present • Made WNBA debut in 2025 with Phoenix Mercury



41 (T). CARRIE BATES - 1,060

KANSAS CITY, MISSOURI • 1981-85

Averaged double figures in scoring in three of her four seasons at Notre Dame • still ranks among top 10 in school history with a .553 career field-goal percentage • averaged career best of 12.5 points as a senior and 6.5 rebounds as a freshman • also averaged 12.4 points as a rookie • led team in scoring during her junior campaign as she averaged 11.9 ppg. • posted career numbers of 11.0 ppg. and 5.5 rpg. as she played in 96 contests during her Irish tenure.



41 (T). MADISON CABLE - 1,060

MT. LEBANON, PENNSYLVANIA • 2012-16



After missing her freshman year due to injury, increased her scoring output in each of her four seasons, averaging 13.7 points per game as a graduate student • graduated second in school history with her .456 3-point field goal percentage • started all 35 games her graduate year and had a 3-pointer in 19 consecutive games - the third-longest streak in school history • honorable mention AP and WBCA All-American in 2015-16 • MVP of the 2016 ACC Tournament, helping the Irish to a third-straight title • named to the 2016 all-ACC Tournament first team and the 2015 All-Tournament Second Team.

**43. MOLLIE PEIRICK - 1,034****EUREKA, MISSOURI • 1994-98**

Started more NCAA Championship games (10) than any Irish player prior to 2001 • her 118 career starts and .819 career free-throw percentage ranked first all-time at the time of her graduation • started 118 of the 128 games she appeared in during her career • led the Irish to four postseason appearances during her career — three NCAA Championship berths (1996-98) and the 1995 National Women's Invitation Tournament (NWIT) • co-captained team as a junior and senior and led Notre Dame to the 1997 NCAA Final Four and 1998 Sweet 16 • a third team all-BIG EAST selection as a senior, she averaged 10.8 ppg., 4.9 rpg. and 6.2 apg. in her final campaign with the Irish • named to the Midwestern Collegiate Conference All-Newcomer Team in 1995.

**44. KELLEY SIEMON - 1,006****EDINA, MINNESOTA • 1997-01**

Joined Notre Dame's 1,000-Point Club when she poured in 10 markers in her final collegiate game, a 68-66 win over Purdue in the 2001 NCAA national championship game • an athletic and talented forward who started 95 games in her Irish career • had her best season at Notre Dame as a senior, averaging 11.3 points and 7.1 rebounds per game to earn the BIG EAST Conference Most Improved Player award • also garnered honorable mention all-BIG EAST laurels in 2001 • named to 2001 BIG EAST and NCAA Midwest Regional all-tournament teams • ranked ninth in career rebounds at Notre Dame (707) upon her graduation • was tied with Alicia Ratay and Ruth Riley for the most NCAA Championship games played (14) in school history, prior to 2011 • was selected in the third round of the 2001 WNBA Draft by the Los Angeles Sparks • played professionally in Austria and toured with Athletes in Action • spent four seasons as an assistant women's basketball coach at Liberty University • currently works as a basketball analyst

**45. MELISSA LECHLITNER - 1,005****MISHAWAKA, INDIANA • 2006-10**

Like Siemon, joined the Notre Dame 1,000-Point Club in her final collegiate

game, a stirring 22-point effort in a last-second overtime loss to Oklahoma in the NCAA Kansas City Regional semifinals in Kansas City, Mo. • two-year team captain (2008-09 and 2009-10) • Second-team CoSIDA Academic All-District honors in 2010 • named to 2010 NCAA Kansas City Regional All-Tournament Team • upon graduation, ranked among the top 10 in school history for games played, free-throw percentage and assists • started every game for Irish in her final two seasons, leading Notre Dame to one of its most successful years ever in 2009-10, including a 1.07 team assist/turnover ratio • named 2010 recipient of Notre Dame's Byron V. Kanaley Award, one of 10 Irish women's basketball players to earn the honor as of April 2026 • played professionally in Finland, Germany, Iceland and Puerto Rico • returned to Notre Dame where she works as a Regional Development Program Director

SINGLE-GAME 30 POINT SCORERS

Player	Opponent	Date	Result	Pts
Shari Matvey	(1) vs. Chicago State	Jan. 11, 1980	W, 68-61	31
Shari Matvey	Mount St. Joseph	Jan. 26, 1980	W, 78-76	31
Shari Matvey	(2) at Pacific Lutheran	March 12, 1980	W, 57-48	30
Trena Keys	at Dayton	Feb. 5, 1985	W, 81-66	30
Trena Keys	at Northern Illinois	Dec. 15, 1985	W, 88-65	31
Trena Keys	at #18 Rutgers	Jan. 9, 1986	L, 61-69	30
Trena Keys	at Loyola (Ill.)	Feb. 21, 1986	W, 79-67	30
Heidi Bunek	Marquette	Jan. 26, 1988	W, 88-51	32
Krissi Davis	at Dayton	Feb. 28, 1991	L, 76-79	30
Karen Robinson	(3) vs. Northern Illinois	March 23, 1991	L, 82-84	30
Michelle Marciniak	at #NR/24 Georgia	Dec. 8, 1991	L, 86-90 (ot)	33
Margaret Nowlin	Louisville	Jan. 15, 1992	L, 53-64	30
Katryna Gaither	Cleveland State	Jan. 9, 1995	W, 90-66	34
Katryna Gaither	at Cleveland State	Feb. 16, 1995	W, 83-79 (ot)	31
Katryna Gaither	at Northern Illinois	Feb. 23, 1995	W, 58-51	32
Katryna Gaither	at Indiana	Nov. 24, 1995	W, 82-73	31^
Beth Morgan	(4) vs. #12/13 Penn State	Dec. 1, 1995	L, 77-86	32
Beth Morgan	(4) vs. #NR/22 Texas A&M	Dec. 3, 1995	L, 84-88 (ot)	34
Beth Morgan	Syracuse	Jan. 10, 1996	W, 91-52	32
Katryna Gaither	at Providence	Jan. 14, 1996	W, 90-80	34
Katryna Gaither	(5) vs. Ohio	Nov. 29, 1996	W, 95-82	40
Beth Morgan	(6) at #1/1 Connecticut	March 4, 1997	L, 77-86	30
Beth Morgan	(7) vs. #8/7 Alabama	March 22, 1997	W, 87-71	36
Ruth Riley	vs. Providence	Jan. 10, 1999	W, 79-56	36
Ruth Riley	at Providence	Jan. 30, 1999	W, 97-59	41*
Alicia Ratay	(8) vs. #9/12 North Carolina	Dec. 4, 1999	W, 99-86	32
Ruth Riley	(8) vs. Liberty	Dec. 5, 1999	W, 85-68	32
Ruth Riley	vs. Miami (Fla.)	Feb. 22, 2000	W, 83-68	36
Ruth Riley	(9) vs. #10/13 Vanderbilt	March 26, 2001	W, 72-64	32
Alicia Ratay	West Virginia	Feb. 19, 2002	W, 72-63	31
Alicia Ratay	at Providence	Feb. 16, 2003	W, 67-61	30
Jacqueline Batteast	(10) #10/9 Ohio State	Nov. 20, 2004	W, 66-62	32
Megan Duffy	Marquette	Jan. 10, 2006	W, 67-65 (ot)	32
Charel Allen	St. John's	Jan. 16, 2007	W, 83-65	31
Charel Allen	(11) vs. #14/13 Oklahoma	March 25, 2008	W, 79-75 (ot)	35
Skyлар Diggins	(12) Vermont	March 23, 2010	W, 84-66	31
Skyлар Diggins	West Virginia	Feb. 12, 2012	L, 63-65	32
Natalie Novosel	South Florida	Feb. 25, 2012	W, 80-68	32
Skyлар Diggins	at #9/9 Tennessee	Jan. 28, 2013	W, 77-67	33
Jewell Loyd	Central Michigan	Dec. 22, 2013	W, 106-72	30
Jewell Loyd	at #8/6 Maryland	Jan. 27, 2014	W, 87-83	31
Kayla McBride	#7/7 Duke	Feb. 23, 2014	W, 81-70	31
Jewell Loyd	(13) #5/6 Baylor	March 31, 2014	W, 88-69	30
Jewell Loyd	#3/3 Connecticut	Dec. 6, 2014	L, 58-76	31
Jewell Loyd	at #25/25 DePaul	Dec. 10, 2014	W, 94-93 (ot)	41*
Jewell Loyd	#5/6 Tennessee	Jan. 19, 2015	W, 88-77	34
Jewell Loyd	at Georgia Tech	Feb. 19, 2015	W, 71-61	31
Arike Ogunbowale	(10) Central Michigan	Nov. 11, 2016	W, 107-47	30
Brianna Turner	at #21/21 Syracuse	Feb. 19, 2017	W, 85-80	31
Arike Ogunbowale	(14) vs. #11/11 Ohio State	March 24, 2017	W, 99-76	35
Arike Ogunbowale	at #22/20 Michigan	Nov. 29, 2017	W, 83-63	32
Jessica Shepard	vs DePaul	Dec. 17, 2017	W, 91-82	39
Arike Ogunbowale	vs CSUN	March 16, 2018	W, 99-81	30
Jackie Young	vs #1/1 UConn	March 30, 2018	W, 91-89 (OT)	32
Arike Ogunbowale	vs Harvard	November 9, 2018	W, 103-58	30
Arike Ogunbowale	vs Drake	November 23, 2018	W, 82-64	30
Arike Ogunbowale	vs Iowa	November 29, 2018	W, 105-71	30
Arike Ogunbowale	at Marquette	December 22, 2018	W, 87-63	32
Arike Ogunbowale	vs Louisville	January 10, 2019	W, 82-68	30
Jessica Shepard	vs Louisville	March 10, 2019	W, 99-79	30
Arike Ogunbowale	vs Texas A&M	March 30, 2019	W, 87-80	34

Player	Opponent	Date	Result	Pts
Arike Ogunbowale	vs Baylor	April 7, 2019	L, 82-81	31
Sam Brunelle	vs DePaul	Dec. 11, 2019	L, 105-94	31
Dara Mabrey	at Ohio	Nov. 27, 2020	L, 86-85	34
Olivia Miles	vs Boston College	Jan. 30, 2022	W, 74-61	30
Hannah Hidalgo	vs South Carolina (6/4)	Nov. 6, 2023	L, 71-100	31
Hannah Hidalgo	vs Western Michigan	Dec. 21, 2023	W, 84-47	32
Hannah Hidalgo	at UConn (8/8)	Jan. 27, 2024	W, 82-65	34
Hannah Hidalgo	at Georgia Tech	Feb. 1, 2024	W, 85-48	35
Hannah Hidalgo	at Louisville (15/15)	Feb. 8, 2024	W, 66-73	30
Hannah Hidalgo	vs Texas (4/3)	Dec. 5, 2024	W, 80-70 (OT)	30
Hannah Hidalgo	vs Loyola MD	Dec. 22, 2024	W, 97-54	33
Hannah Hidalgo	at Virginia Tech	Jan. 30, 2025	W, 77-61	30
Hannah Hidalgo	at Louisville	Feb. 2, 2025	W, 89-71	34
Hannah Hidalgo	vs Chicago State	Nov. 9, 2025	W, 116-58	32
Hannah Hidalgo	vs Akron	Nov. 12, 2025	W, 85-58	44
Hannah Hidalgo	vs Bellarmine	Dec. 21, 2025	W, 110-38	30
Hannah Hidalgo	vs Pittsburgh	Dec. 29, 2025	W, 94-59	30
Hannah Hidalgo	vs North Carolina	Jan. 11, 2026	W, 73-50	31
Hannah Hidalgo	vs Clemson	Jan. 25, 2026	L, 58-65	30
Hannah Hidalgo	at Stanford	Feb. 1, 2026	W, 78-66	37
Hannah Hidalgo	at SMU	Feb. 22, 2026	W, 88-63	31
Hannah Hidalgo	at Louisville	March 1, 2026	W, 65-62	30
Hannah Hidalgo	vs Vanderbilt	March 27, 2026	W, 67-64	31



YEAR-BY-YEAR INDIVIDUAL STATISTICAL LEADERS

SCORING

Season	Team Leader	Gms	FGM	FTM	Pts.	PPG
2025-26	Hannah Hidalgo	36	339	195	909	25.3
2024-25	Hannah Hidalgo	32	266	167	761	23.8
2023-24	Hannah Hidalgo	35	278	184	790	22.6
2022-23	Sonia Citron	33	171	94	484	14.7
2021-22	Olivia Miles	33	177	65	452	13.7
2020-21	Maddy Westbeld	20	76	46	213	14.2
2019-20	Destinee Walker	31	149	110	448	14.5
2018-19	Arike Ogunbowale	39	303	172	849	21.8
2017-18	Arike Ogunbowale	38	291	144	791	20.8
2016-17	Arike Ogunbowale	37	217	483	588	15.9
2015-16	Brianna Turner	29	169	85	423	14.6
2014-15	Jewell Loyd	39	272	195	772	19.8
2013-14	Jewell Loyd	39	267	118	687	18.6
2012-13	Skylar Diggins	37	218	149	631	17.1
2011-12	Skylar Diggins	39	233	158	657	16.8
2010-11	Natalie Novosel	39	187	183	588	15.1
2009-10	Skylar Diggins	35	169	111	484	13.8
2008-09	Ashley Barlow	29	127	74	368	12.7
2007-08	Charel Allen	34	198	101	513	15.1
2006-07	Charel Allen	32	213	93	545	17.0
2005-06	Megan Duffy	30	138	135	469	15.6
2004-05	Jacqueline Batteast	33	208	127	559	16.9
2003-04	Jacqueline Batteast	32	204	94	512	16.0
2002-03	Jacqueline Batteast	32	179	78	445	13.9
2001-02	Alicia Ratay	30	146	112	462	15.4
2000-01	Ruth Riley	36	245	182	672	18.7
1999-00	Ruth Riley	31	193	132	518	16.2
1998-99	Ruth Riley	31	198	118	514	16.6
1997-98	Sheila McMillen	31	129	97	423	13.6
1996-97	Katryna Gaither	38	324	128	776	20.4
1995-96	Beth Morgan	31	219	117	626	20.2
1994-95	Katryna Gaither	29	252	86	590	19.0
1993-94	Beth Morgan	29	192	88	518	17.9
1992-93	Letitia Bowen	25	125	87	337	13.4
1991-92	Margaret Nowlin	31	212	89	513	16.5
1990-91	Karen Robinson	32	228	67	538	16.8
1989-90	Karen Robinson	29	168	101	437	15.1
1988-89	Karen Robinson	32	158	82	400	12.5
1987-88	Heidi Bunek	28	212	78	502	17.9
1986-87	Heidi Bunek	27	161	66	388	14.4
1985-86	Trena Keys	30	250	87	587	19.6
1984-85	Trena Keys	28	212	59	483	17.2
1983-84	Carrie Bates	28	129	75	333	11.9
1982-83	Mary Beth Schueth	27	128	61	317	11.7
1981-82	Mary Beth Schueth	25	137	52	326	13.0
1980-81	Shari Matvey	28	184	46	414	14.8
1979-80	Shari Matvey	30	237	55	529	17.6
1978-79	Carol Lally	22	117	47	281	12.8
1977-78	Carol Lally	16	82	14	171	10.7

REBOUNDS

Season	Team Leader	Gms	Rebs.	RPG
2025-26	Hannah Hidalgo	36	249	6.9
2024-25	Liattu King	33	342	10.4
2023-24	Maddy Westbeld	34	297	8.7
2022-23	Olivia Miles	28	203	7.3
2021-22	Maya Dodson	33	242	7.3
2020-21	Maddy Westbeld	15	121	8.1
2019-20	Anaya Peoples	17	137	8.1
2018-19	Jessica Shepard	38	390	10.3
2017-18	Jessica Shepard	38	308	8.1
2016-17	Brianna Turner	35	247	7.1
2015-16	Brianna Turner	29	212	7.3
2014-15	Brianna Turner	36	283	7.9
2013-14	Natalie Achonwa	33	255	7.7
2012-13	Natalie Achonwa	37	350	9.5
2011-12	Devereaux Peters	39	363	9.3
2010-11	Devereaux Peters	39	293	7.5
2009-10	Lindsay Schrader	33	228	6.9
2008-09	Lindsay Schrader	31	228	7.4
2007-08	Lindsay Schrader	34	210	6.2
2006-07	Charel Allen	32	197	6.2
2005-06	Lindsay Schrader	30	162	5.4
2004-05	Jacqueline Batteast	33	218	6.6
2003-04	Jacqueline Batteast	32	276	8.6
2002-03	Jacqueline Batteast	32	267	8.3
2001-02	Jacqueline Batteast	26	204	7.8
2000-01	Ruth Riley	36	281	7.8
1999-00	Ruth Riley	32	233	7.3
1998-99	Ruth Riley	31	260	8.4
1997-98	Ruth Riley	32	233	7.3
1996-97	Katryna Gaither	38	368	9.7
1995-96	Katryna Gaither	31	283	9.1
1994-95	Letitia Bowen	31	259	8.4
1993-94	Letitia Bowen	29	276	9.5
1992-93	Letitia Bowen	25	246	9.8
1991-92	Margaret Nowlin	31	270	8.7
1990-91	Margaret Nowlin	32	240	7.5
1989-90	Krissi Davis	29	233	8.0
1988-89	Krissi Davis	32	208	6.5
1987-88	Heidi Bunek	28	246	8.8
1986-87	Heidi Bunek	27	215	8.0
1985-86	Sandy Botham	31	223	7.2
1984-85	Mary Beth Schueth	26	199	7.7
1983-84	Mary Beth Schueth	27	186	6.9
1982-83	Mary Beth Schueth	27	241	8.9
1981-82	Mary Beth Schueth	25	227	9.1
1980-81	Shari Matvey	28	213	7.6
1979-80	Shari Matvey	30	305	10.2
1978-79	Jane Politiski	22	212	9.6

ASSISTS

Season	Team Leader	Gms	Assists	APG
2025-26	Hannah Hidalgo	36	188	5.2
2024-25	Olivia Miles	34	197	5.8
2023-24	Hannah Hidalgo	35	194	5.5
2022-23	Olivia Miles	28	192	6.9
2021-22	Olivia Miles	33	244	7.4
2020-21	Dara Mabrey	15	47	3.1
2019-20	Marta Sniezek	30	166	5.5
2018-19	Jackie Young	38	192	5.1
2017-18	Marina Mabrey	38	168	4.4
2016-17	Lindsay Allen	37	282	7.6
2015-16	Lindsay Allen	35	204	5.8
2014-15	Lindsay Allen	39	205	5.3
2013-14	Lindsay Allen	38	150	3.9
2012-13	Skylar Diggins	37	225	6.1
2011-12	Skylar Diggins	39	222	5.7



Season	Team Leader	Gms	Assists	APG
2010-11	Skylar Diggins	39	186	4.8
2009-10	Skylar Diggins	35	112	3.2
2008-09	Melissa Lechlitner	31	106	3.4
2007-08	Tulyah Gaines	34	129	3.8
2006-07	Tulyah Gaines	32	125	3.9
2005-06	Megan Duffy	30	124	4.1
2004-05	Megan Duffy	33	178	5.4
2003-04	Megan Duffy	32	125	3.9
2002-03	Le'Tania Severe	32	121	3.8
2001-02	Le'Tania Severe	30	146	4.9
2000-01	Niele Ivey	36	247	6.9
1999-00	Niele Ivey	32	194	6.1
1998-99	Niele Ivey	28	181	6.5
1997-98	Mollie Peirick	32	199	6.2
1996-97	Jeannine Augustin	38	193	5.1
1995-96	Mollie Peirick	31	177	5.7
1994-95	Mollie Peirick	27	106	3.9
1993-94	Kara Leary	29	151	5.2
1992-93	Coquese Washington	27	122	4.5
1991-92	Coquese Washington	25	152	5.6
1990-91	Coquese Washington	32	179	5.6
1989-90	Karen Robinson	29	137	4.7
1988-89	Karen Robinson	32	184	5.8
1987-88	Mary Gavin	28	243	8.7
1986-87	Mary Gavin	27	214	7.9
1985-86	Mary Gavin	31	205	6.6
1984-85	Mary Gavin	26	116	4.5
1983-84	Vonnie Thompson	28	83	3.0
1982-83	Laura Dougherty	27	102	3.8
1981-82	Ruth Kaiser	23	89	3.9
1980-81	Maggie Lally	28	52	1.9
1979-80	Molly Cashman	29	88	3.0
1978-79	Jane Politiski	22	212	9.6

BLOCKS

Season	Team Leader	Gms	Blks.	BPG
2025-26	Cassandre Prosper	36	39	1.1
2024-25	Kate Koval	32	55	1.7
2023-24	Kylee Watson	31	44	1.4
2022-23	Maddy Westbeld	33	38	1.2
2021-22	Maya Dodson	33	91	2.8
2020-21	Mikayla Vaughn	15	23	1.5
2019-20	Mikayla Vaughn	20	31	1.6
2018-19	Brianna Turner	39	109	2.8
2017-18	Jessica Shepard	38	28	0.7
2016-17	Brianna Turner	35	86	2.5
2015-16	Brianna Turner	29	88	3.0
2014-15	Brianna Turner	36	89	2.5
2013-14	Taya Reimer	38	52	1.4
2012-13	Ariel Braker	36	45	1.3
2011-12	Devereaux Peters	39	78	2.0
2010-11	Devereaux Peters	39	68	1.7
2009-10	Devereaux Peters	25	30	1.2
2008-09	Erica Solomon	31	38	1.2
2007-08	Devereaux Peters	23	45	2.0
2006-07	Erica Williamson	31	39	1.3
2005-06	Courtney LaVere	30	50	1.7
2004-05	Teresa Borton	33	57	1.7
2003-04	Courtney LaVere	32	41	1.3
2002-03	Jacqueline Batteast	32	50	1.6
2001-02	Amanda Barksdale	26	78	3.0
2000-01	Ruth Riley	36	113	3.1
1999-00	Ruth Riley	32	85	2.7
1998-99	Ruth Riley	31	101	3.3
1997-98	Ruth Riley	32	71	2.2
1996-97	Katryna Gaither	38	35	0.9
1995-96	Katryna Gaither	31	40	1.3

Season	Team Leader	Gms	Blks.	BPG
1994-95	Katryna Gaither	31	46	1.5
1993-94	Letitia Bowen	29	22	0.8
1992-93	Letitia Bowen	25	15	0.6
1991-92	Margaret Nowlin	32	19	0.6
1990-91	Margaret Nowlin	32	33	1.0
1989-90	Margaret Nowlin	29	21	0.7
1988-89	Comalita Haysbert	32	12	0.4
1987-88	Heidi Bunek	28	39	1.4
1986-87	Heidi Bunek	27	31	1.1
1985-86	Trena Keys	30	30	1.0
1984-85	Trena Keys	28	43	1.5
1983-84	Trena Keys	28	26	0.9
1982-83	Trena Keys	25	25	1.0
1981-82	Mary Beth Schueth	25	20	0.8
1980-81	Tricia McManus	28	27	1.0
1979-80	Shari Matvey	30	94	3.1

STEALS

Season	Team Leader	Gms	Stls.	SPG
2025-26	Hannah Hidalgo	36	202	5.6
2024-25	Hannah Hidalgo	32	119	3.7
2023-24	Hannah Hidalgo	35	160	4.6
2022-23	Olivia Miles	28	58	2.1
2021-22	Olivia Miles	33	59	1.8
2020-21	Destinee Walker	14	22	1.6
2019-20	Katlyn Gilbert	31	61	2.0
2018-19	Arike Ogunbowale	39	74	1.9
2017-18	Marina Mabrey	38	79	2.1
2016-17	Lindsay Allen	37	83	2.2
2015-16	Madison Cable	35	61	2.0
2014-15	Madison Cable/Jewell Loyd	39	59	1.5
2013-14	Jewell Loyd	37	58	1.6
2012-13	Skylar Diggins	37	114	3.1
2011-12	Skylar Diggins	39	102	2.6
2010-11	Brittany Mallory	37	77	2.1
2009-10	Skylar Diggins	35	90	2.6
2008-09	Ashley Barlow	29	70	2.4
2007-08	Ashley Barlow	34	68	2.0
2006-07	Tulyah Gaines	32	66	2.1
2005-06	Megan Duffy	30	59	2.0
2004-05	Megan Duffy	33	90	2.7
2003-04	Le'Tania Severe	32	54	1.7
2002-03	Le'Tania Severe	32	69	2.2
2001-02	Le'Tania Severe	30	60	2.0
2000-01	Niele Ivey	36	94	2.6
1999-00	Niele Ivey	32	95	3.0
1998-99	Niele Ivey	31	74	2.4
1997-98	Niele Ivey	31	77	2.5
1996-97	Jeannine Augustin	38	92	2.4
1995-96	Beth Morgan	31	64	2.1
1994-95	Letitia Bowen	31	65	2.1
1993-94	Kara Leary	29	71	2.4
1992-93	Coquese Washington	27	78	2.9
1991-92	Coquese Washington	25	79	3.2
1990-91	Coquese Washington	32	83	2.6
1989-90	Coquese Washington	29	67	2.3
1988-89	Krissi Davis	32	81	2.5
1987-88	Mary Gavin	28	93	3.3
1986-87	Mary Gavin	27	80	3.0
1985-86	Mary Gavin	31	72	2.3
1984-85	Mary Beth Schueth	26	39	1.5
1983-84	Laura Dougherty	27	42	1.6
1982-83	Ruth Kaiser	27	57	2.1
1981-82	Ruth Kaiser	23	61	2.7
1980-81	Molly Ryan	28	39	1.4
1979-80	Molly Cashman	29	50	1.7

YEAR-BY-YEAR STATS

The three-point shot was introduced by the NCAA for the 1987-88 season . . . turnovers were not kept as a regular statistic prior to 1987-88 . . . Notre Dame competed at the AIAW Division III level from 1977-78 through 1979-80 . . . some statistical records are incomplete for the first two seasons of the Notre Dame women's basketball program.

SEASONS

2025-26

	GP	Min	FG-A	Pct.	3FG-A	Pct.	FT-A	Pct.	O	D	Tot.	Avg.	PF-DQ	A	T	B	S	Pts.	Avg.
Notre Dame	36	7225	1050-2272	.462	224-644	.348	450-574	.784	370	861	1231	34.2	564-10	503	475	114	477	2774	77.1
Opponent	36	7225	870-2054	.424	202-644	.314	402-578	.696	375	896	1271	35.3	521-7	457	717	121	251	2344	65.1

2024-25

	GP	Min	FG-A	Pct.	3FG-A	Pct.	FT-A	Pct.	O	D	Tot.	Avg.	PF-DQ	A	T	B	S	Pts.	Avg.
Notre Dame	34	6875	1100-2268	.485	246-634	.388	424-548	.774	423	1024	1447	42.6	522-8	592	502	185	392	2870	84.4
Opponent	34	6875	786-2156	.365	183-671	.273	351-469	.748	388	786	1174	34.5	519-6	371	632	96	229	2106	61.9

2023-24

	GP	Min	FG-A	Pct.	3FG-A	Pct.	FT-A	Pct.	O	D	Tot.	Avg.	PF-DQ	A	T	B	S	Pts.	Avg.
Notre Dame	35	7050	1035-2273	.455	196-559	.351	485-631	.769	438	953	1391	39.7	561-8	568	489	163	389	2751	78.6
Opponent	35	7050	813-2124	.383	181-649	.279	331-479	.691	401	847	1248	35.7	599-11	418	672	143	253	2138	61.1

2022-23

	GP	Min	FG-A	Pct.	3FG-A	Pct.	FT-A	Pct.	O	D	Tot.	Avg.	PF-DQ	A	T	B	S	Pts.	Avg.
Notre Dame	33	6625	904-1978	.457	144-469	.307	486-690	.704	456	963	1419	43.0	512-10	545	522	158	279	2438	73.9
Opponent	33	6625	728-2015	.361	160-568	.282	328-472	.695	355	714	1069	32.4	592-14	377	493	121	256	1944	58.9

2021-22

	GP	Min	FG-A	Pct.	3FG-A	Pct.	FT-A	Pct.	O	D	Tot.	Avg.	PF-DQ	A	T	B	S	Pts.	Avg.
Notre Dame	33	6650	952-2092	.455	190-585	.325	357-500	.714	398	928	1326	40.	440-4	563	497	174	292	2451	74.3
Opponent	33	6650	800-2059	.389	218-684	.319	270-386	.699	371	800	1171	35.5	528-7	416	556	111	249	2088	63.3

2020-21

	GP	Min	FG-A	Pct.	3FG-A	Pct.	FT-A	Pct.	O	D	Tot.	Avg.	PF-DQ	A	T	B	S	Pts.	Avg.
Notre Dame	20	4000	533-1169	.456	108-307	.352	226-313	.722	204	522	726	36.3	324-8	308	341	67	162	1400	70.0
Opponent	20	4000	523-1271	.411	166-506	.328	198-290	.683	274	465	739	37.0	328-4	306	314	82	152	1410	70.5

2019-20

	GP	Min	FG-A	Pct.	3FG-A	Pct.	FT-A	Pct.	O	D	Tot.	Avg.	PF-DQ	A	T	B	S	Pts.	Avg.
Notre Dame	31	6225	757-1882	.402	127-469	.271	369-537	.687	357	803	1160	37.4	496-11	459	545	115	260	2010	64.8
Opponent	31	6225	796-2050	.388	209-738	.283	319-481	.663	504	833	1337	43.1	533-4	471	550	157	265	2120	68.4

2018-19

	GP	Min	FG-A	Pct.	3FG-A	Pct.	FT-A	Pct.	O	D	Tot.	Avg.	PF-DQ	A	T	B	S	Pts.	Avg.
Notre Dame	39	7799	1327-2610	.508	183-499	.367	617-827	.746	587	1139	1726	44.3	507-2	804	531	199	339	3454	88.6
Opponent	39	7799	979-2598	.377	238-833	.286	336-474	.709	527	790	1317	33.8	705-	537	606	135	263	2532	64.9

2017-18

	GP	Min	FG-A	Pct.	3FG-A	Pct.	FT-A	Pct.	O	D	Tot.	Avg.	PF-DQ	A	T	B	S	Pts.	Avg.
Notre Dame	38	7650	1248-2487	.502	185-502	.369	553-731	.756	532	1055	1587	41.8	482-1	713	529	121	312	3234	85.1
Opponent	38	7650	980-2452	.400	267-775	.345	348-500	.696	478	798	1276	33.6	636-0	526	595	139	274	2575	67.8

2016-17

	GP	Min	FG-A	Pct.	3FG-A	Pct.	FT-A	Pct.	O	D	Tot.	Avg.	PF-DQ	A	T	B	S	Pts.	Avg.
Notre Dame	37	7425	1144-2315	.494	217-549	.395	458-631	.726	456	999	1455	39.3	572-4	696	471	159	329	2963	80.1
Opponent	37	7425	859-2185	.393	246-707	.348	340-489	.695	392	789	1181	31.9	645-9	510	595	96	225	2304	62.3

2015-16



2025-26 NOTRE DAME WOMEN'S BASKETBALL

	GP	Min	FG-A	Pct.	3FG-A	Pct.	FT-A	Pct.	O	D	Tot.	Avg.	PF-DQ	A	T	B	S	Pts.	Avg.
Notre Dame	35	7025	1037-2091	.496	207-503	.412	520-726	.716	388	966	1354	38.7	578-2	632	513	167	314	2801	80.0
Opponent	35	7025	794-2105	.377	190-623	.305	366-529	.692	403	747	1150	32.9	671-15	429	598	102	246	2144	61.3

2014-15

	GP	Min	FG-A	Pct.	3FG-A	Pct.	FT-A	Pct.	O	D	Tot.	Avg.	PF-DQ	A	T	B	S	Pts.	Avg.
Notre Dame	39	7825	1167-2374	.492	186-486	.383	594-799	.743	514	1103	1617	41.5	552-4	694	576	195	357	3114	79.8
Opponent	39	7825	895-2378	.376	188-660	.285	353-553	.638	490	806	1296	33.2	699-15	437	664	137	301	2331	59.8

2014-15

	GP	Min	FG-A	Pct.	3FG-A	Pct.	FT-A	Pct.	O	D	Tot.	Avg.	PF-DQ	A	T	B	S	Pts.	Avg.
Notre Dame	38	7600	1227-2423	.506	190-473	.402	627-829	.756	539	1068	1607	42.3	613-3	765	552	159	353	3271	86.1
Opponent	38	7600	885-2344	.378	154-549	.281	418-613	.682	486	775	1261	33.2	734-20	452	675	117	295	2342	61.6

2013-14

	GP	Min	FG-A	Pct.	3FG-A	Pct.	FT-A	Pct.	O	D	Tot.	Avg.	PF-DQ	A	T	B	S	Pts.	Avg.
Notre Dame	38	7600	1227-2423	.506	190-473	.402	627-829	.756	539	1068	1607	42.3	613-3	765	552	159	353	3271	86.1
Opponent	38	7600	885-2344	.378	154-549	.281	418-613	.682	486	775	1261	33.2	734-20	452	675	117	295	2342	61.6

2012-13

	GP	Min	FG-A	Pct.	3FG-A	Pct.	FT-A	Pct.	O	D	Tot.	Avg.	PF-DQ	A	T	B	S	Pts.	Avg.
Notre Dame	37	7500	1091-2400	.455	160-470	.340	661-828	.798	636	985	1621	43.8	522-7	722	569	150	398	3003	81.2
Opponent	37	7500	828-2196	.377	163-557	.293	372-511	.728	459	759	1218	32.9	678-19	468	752	173	317	2191	59.2

2011-12

	GP	Min	FG-A	Pct.	3FG-A	Pct.	FT-A	Pct.	O	D	Tot.	Avg.	PF-DQ	A	T	B	S	Pts.	Avg.
Notre Dame	39	7850	1118-2388	.468	166-478	.347	674-883	.763	591	998	1589	40.7	629-8	698	618	170	502	3076	78.9
Opponent	39	7850	761-2108	.361	131-495	.265	409-621	.659	466	791	1257	32.2	727-16	421	873	120	333	2062	52.9

2010-11

	GP	Min	FG-A	Pct.	3FG-A	Pct.	FT-A	Pct.	O	D	Tot.	Avg.	PF-DQ	A	T	B	S	Pts.	Avg.
Notre Dame	39	7850	1099-2290	.480	139-385	.361	667-930	.717	575	1007	1582	40.6	645-11	669	689	169	495	3004	77.0
Opponent	39	7850	802-2179	.368	164-610	.269	425-646	.658	496	765	1261	32.3	739-16	442	864	110	331	2193	56.2

2009-10

	GP	Min	FG-A	Pct.	3FG-A	Pct.	FT-A	Pct.	O	D	Tot.	Avg.	PF-DQ	A	T	B	S	Pts.	Avg.
Notre Dame	35	7025	996-2196	.454	166-490	.339	543-767	.708	481	871	1352	38.6	585-4	633	571	128	450	2701	77.2
Opponent	35	7025	820-2001	.410	147-456	.322	394-589	.669	416	837	1253	35.8	637-17	482	791	123	300	2181	62.3

2008-09

	GP	Min	FG-A	Pct.	3FG-A	Pct.	FT-A	Pct.	O	D	Tot.	Avg.	PF-DQ	A	T	B	S	Pts.	Avg.
Notre Dame	31	6225	828-1923	.431	120-359	.334	440-625	.704	426	804	1230	39.7	511-4	456	483	121	305	2216	71.5
Opponent	31	6225	702-1817	.386	151-478	.316	376-512	.734	385	773	1158	37.4	544-13	410	597	107	238	1931	62.3

2007-08

	GP	Min	FG-A	Pct.	3FG-A	Pct.	FT-A	Pct.	O	D	Tot.	Avg.	PF-DQ	A	T	B	S	Pts.	Avg.
Notre Dame	34	6850	960-2148	.447	90-308	.292	581-766	.758	532	817	1349	39.7	587-10	533	512	154	397	2591	76.2
Opponent	34	6850	753-1925	.391	168-473	.355	420-611	.687	459	748	1207	35.5	641-16	441	737	129	252	2094	61.6

2006-07

	GP	Min	FG-A	Pct.	3FG-A	Pct.	FT-A	Pct.	O	D	Tot.	Avg.	PF-DQ	A	T	B	S	Pts.	Avg.
Notre Dame	32	6450	816-1924	.424	104-370	.281	506-666	.760	435	751	1186	37.1	558-11	444	532	108	335	2242	70.1
Opponent	32	6450	753-1798	.419	178-488	.365	432-598	.722	392	754	1146	35.8	542-9	483	654	136	261	2116	66.1

2005-06

	GP	Min	FG-A	Pct.	3FG-A	Pct.	FT-A	Pct.	O	D	Tot.	Avg.	PF-DQ	A	T	B	S	Pts.	Avg.
Notre Dame	30	6100	714-1714	.417	101-303	.333	407-617	.660	367	739	1106	36.9	487-6	383	430	128	252	1936	64.5
Opponent	30	6100	683-1748	.391	181-483	.375	366-522	.701	412	748	1160	38.7	561-12	427	501	102	205	1913	63.8

2004-05

	GP	Min	FG-A	Pct.	3FG-A	Pct.	FT-A	Pct.	O	D	Tot.	Avg.	PF-DQ	A	T	B	S	Pts.	Avg.
Notre Dame	33	6625	789-1829	.431	77-210	.367	533-720	.740	447	820	1267	38.4	514-8	512	536	167	314	2188	66.3
Opponent	33	6625	680-1913	.355	152-563	.270	364-522	.697	492	695	1187	36.0	586-17	427	597	131	288	1876	56.8

2003-04

2025-26 NOTRE DAME WOMEN'S BASKETBALL



	GP	Min	FG-A	Pct.	3FG-A	Pct.	FT-A	Pct.	O	D	Tot.	Avg.	PF-DQ	A	T	B	S	Pts.	Avg.
Notre Dame	32	6450	746-1729	.431	122-343	.356	440-647	.680	412	780	1192	37.2	550-9	473	563	134	288	2054	64.2
Opponent	32	6450	677-1785	.379	128-506	.253	389-543	.716	423	692	1115	34.8	618-16	408	561	76	285	1871	58.5

2002-03

	GP	Min	FG-A	Pct.	3FG-A	Pct.	FT-A	Pct.	O	D	Tot.	Avg.	PF-DQ	A	T	B	S	Pts.	Avg.
Notre Dame	32	6400	731-1718	.425	87-266	.327	543-732	.742	407	826	1233	38.5	501-13	430	585	160	286	2092	65.4
Opponent	32	6400	695-1896	.367	179-588	.304	389-523	.744	447	688	1135	35.5	624-11	422	540	90	294	1958	61.2

2001-02

	GP	Min	FG-A	Pct.	3FG-A	Pct.	FT-A	Pct.	O	D	Tot.	Avg.	PF-DQ	A	T	B	S	Pts.	Avg.
Notre Dame	30	6000	694-1644	.422	152-409	.372	422-627	.673	432	831	1263	42.1	479-4	400	516	189	213	1962	65.4
Opponent	30	6000	608-1740	.349	141-490	.288	376-579	.649	412	645	1057	35.2	543-11	375	432	87	279	1733	57.8

2000-01

	GP	Min	FG-A	Pct.	3FG-A	Pct.	FT-A	Pct.	O	D	Tot.	Avg.	PF-DQ	A	T	B	S	Pts.	Avg.
Notre Dame	30	6000	694-1644	.422	152-409	.372	422-627	.673	432	831	1263	42.1	479-4	400	516	189	213	1962	65.4
Opponent	30	6000	608-1740	.349	141-490	.288	376-579	.649	412	645	1057	35.2	543-11	375	432	87	279	1733	57.8

1999-00

	GP	Min	FG-A	Pct.	3FG-A	Pct.	FT-A	Pct.	O	D	Tot.	Avg.	PF-DQ	A	T	B	S	Pts.	Avg.
Notre Dame	32	6450	903-1803	.501	137-341	.402	523-732	.714	408	915	1323	41.3	599-12	607	689	169	323	2466	77.1
Opponent	32	6450	701-1976	.355	125-420	.298	454-652	.696	463	603	1066	33.3	602-21	408	601	68	343	1981	61.9

1998-99

	GP	Min	FG-A	Pct.	3FG-A	Pct.	FT-A	Pct.	O	D	Tot.	Avg.	PF-DQ	A	T	B	S	Pts.	Avg.
Notre Dame	31	6200	875-1877	.466	178-479	.372	584-792	.737	470	890	1360	43.9	597-14	537	612	161	268	2512	81.0
Opponent	31	6200	718-1903	.377	144-448	.321	451-663	.680	413	641	1054	34.0	644-22	485	582	69	272	2031	65.5

1997-98

	GP	Min	FG-A	Pct.	3FG-A	Pct.	FT-A	Pct.	O	D	Tot.	Avg.	PF-DQ	A	T	B	S	Pts.	Avg.
Notre Dame	32	6450	826-1821	.454	169-443	.381	555-806	.689	449	883	1332	41.6	666-17	538	691	155	328	2376	74.3
Opponent	32	6450	684-1855	.369	141-422	.334	544-793	.686	437	691	1128	35.2	650-19	426	664	91	317	2053	64.2

1996-97

	GP	Min	FG-A	Pct.	3FG-A	Pct.	FT-A	Pct.	O	D	Tot.	Avg.	PF-DQ	A	T	B	S	Pts.	Avg.
Notre Dame	38	7600	1091-2272	.480	155-468	.331	545-734	.743	493	1043	1536	40.4	661-11	682	722	93	394	2882	75.8
Opponent	38	7600	860-2306	.373	188-661	.284	500-731	.684	548	802	1350	35.5	646-12	524	731	98	350	2408	63.4

1995-96

	GP	Min	FG-A	Pct.	3FG-A	Pct.	FT-A	Pct.	O	D	Tot.	Avg.	PF-DQ	A	T	B	S	Pts.	Avg.
Notre Dame	31	6275	894-1806	.495	138-355	.389	489-692	.707	368	898	1266	40.8	563-11	554	681	94	344	2415	77.9
Opponent	31	6275	730-1928	.379	119-412	.289	441-640	.689	418	656	1074	34.6	584-16	404	651	93	319	2020	65.2

1994-95

	GP	Min	FG-A	Pct.	3FG-A	Pct.	FT-A	Pct.	O	D	Tot.	Avg.	PF-DQ	A	T	B	S	Pts.	Avg.
Notre Dame	31	6250	932-1957	.476	89-241	.369	475-688	.690	449	909	1358	43.8	643-20	568	690	125	335	2428	78.3
Opponent	31	6250	765-1942	.394	140-416	.337	508-722	.704	410	701	1111	35.8	583-16	392	631	85	327	2178	70.3

1993-94

	GP	Min	FG-A	Pct.	3FG-A	Pct.	FT-A	Pct.	O	D	Tot.	Avg.	PF-DQ	A	T	B	S	Pts.	Avg.
Notre Dame	29	5800	856-1898	.451	94-271	.346	416-582	.714	467	832	1298	44.8	624-22	528	614	80	315	2222	76.6
Opponent	29	5800	671-1729	.388	102-327	.312	492-720	.683	393	685	1078	37.2	520-11	351	613	81	320	1930	66.6

1992-93

	GP	Min	FG-A	Pct.	3FG-A	Pct.	FT-A	Pct.	O	D	Tot.	Avg.	PF-DQ	A	T	B	S	Pts.	Avg.
Notre Dame	27	5425	733-1599	.458	82-230	.357	328-448	.732	361	795	1156	42.8	513-11	408	575	38	249	1859	68.9
Opponent	27	5425	658-1610	.409	95-332	.286	410-574	.714	332	640	972	36.0	433-5	316	489	58	280	1816	67.2

1991-92

	GP	Min	FG-A	Pct.	3FG-A	Pct.	FT-A	Pct.	O	D	Tot.	Avg.	PF-DQ	A	T	B	S	Pts.	Avg.
Notre Dame	31	6275	901-2019	.446	54-187	.289	403-576	.700	488	879	1367	44.1	684-20	554	710	72	294	2259	72.9
Opponent	31	6275	812-1954	.416	87-256	.340	516-782	.660	444	728	1172	37.8	554-7	471	611	66	337	2227	71.8

1990-91

	GP	Min	FG-A	Pct.	3FG-A	Pct.	FT-A	Pct.	O	D	Tot.	Avg.	PF-DQ	A	T	B	S	Pts.	Avg.
Notre Dame	32	6400	1014-2039	.497	70-188	.372	397-536	.741	386	889	1275	39.8	621-14	610	653	89	397	2495	78.0



2025-26 NOTRE DAME WOMEN'S BASKETBALL

	GP	Min	FG-A	Pct.	3FG-A	Pct.	FT-A	Pct.	O	D	Tot.	Avg.	PF-DQ	A	T	B	S	Pts.	Avg.
Opponent	32	6400	777-1933	.402	77-263	.293	458-697	.657	439	690	1129	35.3	503-8	429	725	70	334	2089	65.3

1989-90

	GP	Min	FG-A	Pct.	3FG-A	Pct.	FT-A	Pct.	O	D	Tot.	Avg.	PF-DQ	A	T	B	S	Pts.	Avg.
Notre Dame	29	5800	895-1782	.502	54-128	.422	349-486	.718	307	712	1113	38.4	523-13	534	549	80	317	2193	75.6
Opponent	29	5800	674-1767	.381	55-177	.311	351-536	.654	368	547	1042	35.9	483-11	368	579	60	278	1754	60.5

1988-89

	GP	Min	FG-A	Pct.	3FG-A	Pct.	FT-A	Pct.	O	D	Tot.	Avg.	PF-DQ	A	T	B	S	Pts.	Avg.
Notre Dame	32	6425	869-1775	.490	26-91	.286	406-578	.702	316	698	1131	34.3	566-9	534	666	57	320	2170	65.8
Opponent	32	6425	806-1954	.412	66-195	.338	409-591	.692	692	593	1117	33.5	541-18	472	589	46	322	2087	63.2

1987-88

	GP	Min	FG-A	Pct.	3FG-A	Pct.	FT-A	Pct.	O	D	Tot.	Avg.	PF-DQ	A	T	B	S	Pts.	Avg.
Notre Dame	28	5600	836-1572	.532	49-131	.374	406-596	.681	291	827	1118	39.9	468-14	569	669	67	292	2127	76.0
Opponent	28	5600	722-1814	.398	60-179	.335	309-474	.652	348	577	925	33.0	535-16	430	561	60	337	1813	64.8

1986-87

	GP	Min	FG-A	Pct.	3FG-A	Pct.	FT-A	Pct.	O	D	Tot.	Avg.	PF-DQ	A	T	B	S	Pts.	Avg.
Notre Dame	27	5425	767-1567	.489			259-402	.644	282	671	1066	39.5	504-19	448		106	213	1793	66.4
Opponent	27	5425	681-1704	.399			392-562	.697	357	517	968	35.8	421-7	341		43	276	1754	65.0

1985-86

	GP	Min	FG-A	Pct.	3FG-A	Pct.	FT-A	Pct.	O	D	Tot.	Avg.	PF-DQ	A	T	B	S	Pts.	Avg.
Notre Dame	31	6225	928-1847	.502			396-591	.670			1253	40.4	598-15	535		122	267	2252	72.6
Opponent	31	6225	688-1828	.376			426-646	.659			1074	34.6	572-22	335		56	260	1802	58.1

1984-85

	GP	Min	FG-A	Pct.	3FG-A	Pct.	FT-A	Pct.	O	D	Tot.	Avg.	PF-DQ	A	T	B	S	Pts.	Avg.
Notre Dame	28	5600	813-1626	.500			349-511	.683			1094	39.1	530-10	424		109	279	1975	70.5
Opponent	28	5600	651-1632	.399			343-542	.633			931	33.2	502-19	326		48	261	1645	58.7

1983-84

	GP	Min	FG-A	Pct.	3FG-A	Pct.	FT-A	Pct.	O	D	Tot.	Avg.	PF-DQ	A	T	B	S	Pts.	Avg.
Notre Dame	28	5600	781-1641	.476			372-538	.691			1010	36.1	515-8	411		94	247	1934	69.1
Opponent	28	5600	755-1693	.446			335-492	.681			976	34.9	515-21	362		72	270	1847	66.0

1982-83

	GP	Min	FG-A	Pct.	3FG-A	Pct.	FT-A	Pct.	O	D	Tot.	Avg.	PF-DQ	A	T	B	S	Pts.	Avg.
Notre Dame	27	5450	755-1608	.470			279-443	.670			1049	38.9	510-9	435		84	278	1807	66.9
Opponent	27	5450	691-1630	.424			357-534	.669			979	36.3	469-10	300		65	303	1739	64.4

1981-82

	GP	Min	FG-A	Pct.	3FG-A	Pct.	FT-A	Pct.	O	D	Tot.	Avg.	PF-DQ	A	T	B	S	Pts.	Avg.
Notre Dame	25	5050	696-1412	.493			231-373	.619			907	36.3	414-6	395		50	300	1623	64.9
Opponent	25	5050	564-1407	.401			248-384	.646			806	32.2	427-9	251		73	247	1378	55.1

1980-81

	GP	Min	FG-A	Pct.	3FG-A	Pct.	FT-A	Pct.	O	D	Tot.	Avg.	PF-DQ	A	T	B	S	Pts.	Avg.
Notre Dame	28	5600	684-1812	.377			214-529	.594			1251	44.7	568-11	288		68	299	1680	60.0
Opponent	28	5600	765-1741	.439			369-577	.640			1112	39.7	534-17	360		84	336	1899	67.8

1979-80

	GP	Min	FG-A	Pct.	3FG-A	Pct.	FT-A	Pct.	O	D	Tot.	Avg.	PF-DQ	A	T	B	S	Pts.	Avg.
Notre Dame	30	6025	788-1941	.406			321-559	.574			1355	45.2	584-10	417		178	271	1897	63.2
Opponent	30	6025	737-1985	.371			346-578	.599			1299	43.3	574-13	317		88	325	1810	60.3

1978-79

	GP	Min	FG-A	Pct.	3FG-A	Pct.	FT-A	Pct.	O	D	Tot.	Avg.	PF-DQ	A	T	B	S	Pts.	Avg.
Notre Dame	22		589-1554	.379			254-480	.529			982	44.6		526				1432	65.1
Opponent	22		544-1315	.384			227-396	.573			1020	46.3		612				1315	59.8

1977-78

	GP	Min	FG-A	Pct.	3FG-A	Pct.	FT-A	Pct.	O	D	Tot.	Avg.	PF-DQ	A	T	B	S	Pts.	Avg.
Notre Dame	17		466				170-335	.507					382					1065	62.8



HISTORY

ALL-TIME ROSTER

Current players listed in **bold**. Class years listed by fall of first year through spring of last year. Asterisks denote Monograms earned.

Name	Monograms	Seasons	Hometown, State
Abdur-Rahim, Amirah	*	2020-21	Marietta, Ga.
Achonwa, Natalie	****	2010-14	Guelph, Ont.
Alexander, Andrea	****	1990-94	Niles, Mich.
Allen, Charel	****	2004-08	Monessen, Pa.
Allen, Lindsay	****	2017-17	Mitchellville, Md.
Antolik, Renee		1978-80	Painesville, Ohio
Atchinson, Susie		1992-94	Plymouth, Mich.
Augustin, Jeannine	****	1993-97	Rochester, Mich.
Badway, Veronica		2010-11	Pittsburgh, Pa.
Baer, Kristin		2019-20	San Jose, Calif.
Barksdale, Amanda	***	1999-02	Friendswood, Texas
Barlow, Ashley	****	2006-10	Indianapolis, Ind.
Barron, Kathy	****	1984-88	Okemos, Mich.
Basford, Denise	****	1982-86	Farmington, Mich.
Bates, Carrie	***	1981-85	Kansas City, Mo.
Batteast, Jacqueline	****	2001-05	South Bend, Ind.
Battel, Cynthia		1978-79	Fairfax, Va.
Ben-Isulun, Danielle	*	2006-07	Fort Wayne, Ind.
Benz, Nicole	****	2017-21	Valencia, Calif.
Bohman, Rosanne	****	1993-97	Greensburg, Ind.
Bolden, Brittney		2005-06	South Bend, Ind.
Boley, Erin	*	2016-17	Hodgenville, Ky.
Borkowski, Mary		1983-84	South Bend, Ind.
Borton, Teresa	****	2001-05	Yakima, Wash.
Botham, Sandy	****	1984-88	Madison, Wis.
Bowen, Letitia	****	1991-95	Buchanan, Mich.
Braendly, Diana	****	1995-99	Staten Island, N.Y.
Braker, Ariel	****	2010-14	Grosse Pointe Woods, Mich.
Bransford, KK	**	2022-26	Cincinnati, Ohio
Brommeland, Kathy	**	1984-87	Naples, Fla.
Brown, Jenna	**	2022-24	Atlanta, Ga.
Brown, Lisa		1982-84	Palmyra, N.J.
Brunelle, Sam	***	2019-22	Ruckersville, Va.
Bruszewski, Becca	****	2007-11	Valparaiso, Ind.
Bunek, Heidi	****	1985-89	Milwaukee, Wis.
Bustamante, Allison	*	2001-02	Miami, Fla.
Butler, Maureen	**	2017-19	Livonia, Mich.
Cable, Madison	****	2011-16	Mt. Lebanon, Pa.
Campbell, Alli	*	2020-21	Altoona, Pa.
Cashman, Molly	***	1977-80	Hopkins, Minn.
Cernugle, Sarah	****	2021-25	Westmont, Ill.
Cha, Trinity	*	2021-23	Irvine, Calif.
Christiansen, Alena	*	2008-10	Fort Lauderdale, Fla.
Citron, Sonia	****	2021-25	Eastchester, N.Y.
Cole, Kaitlin	**	2017-20	Toledo, Ohio
Conboy, Missy	***	1978-82	Columbia, Mo.
Conlisk, Beth		1977-78	Darlington, Md.
Cosgrove, Danielle	***	2018-21	Holbrook, N.Y.
Cowles, Malaya	****	2025-26	Wilkesboro, N.C.
Crowe, Janice		1979-82	Deerfield Beach, Fla.
Cummings, Carol	*	1977-79	Worcester, Mass.
Curliss, Laura		1980-81	Blanchester, Ohio
D'Amico, Melissa	****	2004-08	Manorville, N.Y.
Davis, Krissi	****	1987-91	Noblesville, Ind.
de Jesus, Vanessa	****	2025-26	Valencia, Calif.
DeWolfe, Anna	*	2023-24	Cumberland, Maine
Diggins, Skylar	****	2009-13	South Bend, Ind.
Dodson, Maya	*	2021-22	Alphaetta, Ga.
Dougherty, Laura	****	1981-85	Hillsdale, N.J.

Name	Monograms	Seasons	Hometown, State
Duffy, Megan	****	2002-06	Dayton, Ohio
Dunbar, Imani	****	1997-01	San Angelo, Texas
Ebben, Lynn	****	1982-86	Mendham, N.J.
Ebo, Lauren	*	2022-23	Washington D.C.
Elliott, Carol	**	1986-89	Grand Junction, Colo.
Emigholz, Cathy	**	1986-89	Staten Island, N.Y.
Erwin, Crystal	****	2003-07	Rancho Cucamonga, Calif.
Fields, Stacy	***	1992-96	North St. Paul, Minn.
Fitzgerald, Deb	**	1988-92	Watertown, Wis.
Gleyke, Katy	***	2001-04	Lone Tree, Colo.
Forbes, Mary Joan		1980-81	Raleigh, N.C.
Forr, Mary	*	2010-11	Altoona, Pa.
Gaines, Tulyah	****	2004-08	North Las Vegas, Nev.
Gaither, Katryna	****	1993-97	Mt. Vernon, N.Y.
Garrison, Kim		1986-87	Mill Creek, Wash.
Garske, Julie		1986-87	Amherst, Wis.
Gavin, Mary	****	1984-88	North Wildwood, N.J.
Gilbert, Katlyn	***	2018-22	Indianapolis, Ind.
Gomez, Audrey	**	1991-93	Keyport, N.J.
Gossard, Heather	*	1994-96	Carmel, Ind.
Grady, Christy		1996-97	Lodi, Calif.
Gray, Breona	****	2003-07	Las Vegas, Nev.
Green, Danielle	****	1995-00	Chicago, Ill.
Haney, Ericka	****	1998-02	Toledo, Ohio
Hayes, Alasia	*	2020-21	Murfreesboro, Tenn.
Haysbert, Comalita	**	1988-92	Baltimore, Md.
Heath, Kelly	*	1994-96	Lafayette, Ind.
Henderson, Julie	****	1996-00	Ann Arbor, Mich.
Hensley, Debbi	***	1980-83	Oklahoma City, Okla.
Hernandez, Monique	***	1999-02, 04	Rio Rancho, N.M.
Hicks, Kelly	**	1977-80	Bandera, Texas
Hidalgo, Hannah	**	2023-Present	Merchantville, N.J.
Hills, Sherisha	*	1998-99	Tampa, Fla.
Holloway, Whitney	****	2011-15	Plainfield, Ill.
Huffman, Hannah	****	2012-16	Diablo, Calif.
Hutchinson, Kari	***	1994-98	Nine Mile Falls, Wash.
Ivey, Niele	****	1996-01	St. Louis, Mo.
Jensen, Luci	*	2024-Present	Brookfield, Wis.
Jergesen, Jane		1979-80	Havre, Mont.
Johnson, Mychal	***	2014-18	Huntington, W.Va.
Jones, Katura "Tootie"	**	1990-94	Moore, Okla.
Jordan, Adrienne	***	1994-97	Columbus, Ohio
Joyce, Jeneka	***	2000-04	Topeka, Kan.
Kaiser, Ruth	****	1981-85	Tempe, Ariz.
Karlen, Liza	*	2024-25	St. Paul, Minn.
Keyes, Katie	*	2019-20	Ridgewood, N.J.
Keys, Trena	****	1982-86	Marion, Ind.
King, Liatu	*	2024-25	Washington, D.C.
Klauke, Jenny	*	1980-84	Glenview, Ill.
Knapp, Kristin	****	1990-94	Santa Barbara, Calif.
Koval, Kate	*	2024-25	Kyiv, Ukraine
Krause, Jill	**	2001-03	Glenview, Ill.
Kuhns, Lisa	***	1985-90	Fort Walton Beach, Fla.
Lally, Carol	**	1977-79	Sharon, Pa.
Lally, Maggie	****	1977-81	Sharon, Pa.
LaVere, Courtney	****	2002-06	Ventura, Calif.
Layden, Jenny		1992-94	LaGrange Park, Ill.
Leahy, Meaghan	****	1997-01	Wilbraham, Mass.
Leary, Kara	***	1990-94	Nashua, N.H.
Lechlitner, Melissa	****	2006-10	Mishawaka, Ind.
Leffers, Mary		1997-98	Tampa, Fla.
Lew, Kathy		1977-78	Milwaukee, Wis.
Liebscher, Sara	****	1987-91	Davenport, Iowa
Liebscher, Sheila	**	1979-81	Davenport, Iowa
Loyd, Jewell	***	2012-15	Lincnolnwood, Ill.
Mabrey, Dara	***	2020-23	Belmar, N.J.
Mabrey, Marina	****	2015-19	Belmar, N.J.
Mabrey, Michaela	****	2012-16	Belmar, N.J.
Macy, Leah		2025-Present	Elizabethtown, Ky.



2025-26 NOTRE DAME WOMEN'S BASKETBALL

Name	Monograms	Seasons	Hometown, State
Mahoney, Molly	*	1986-87	South Bend, Ind.
Mallory, Brittany	****	2007-12	Baltimore, Md.
Marciniak, Michelle	*	1991-92	Allentown, Pa.
Marshall, Natalija	***	2020-24	Queens, N.Y.
Matvey, Shari	****	1979-83	Youngstown, Ohio
Mauch, Ellen		1987	Mineral Wells, Texas
McBride, Kayla	****	2010-14	Erie, Pa.
McLean, Martha	*	1978-79	Romeo, Mich.
McManus, Tricia	***	1978-81	Oak Ridge, Tenn.
McMillen, Sheila	****	1995-99	Rochester, Ind.
Meagher, Marge	*	1977-78	Larchmont, N.Y.
Meyer, Pat	**	1977-79	North Babylon, N.Y.
Miles, Olivia	****	2021-25	Phillipsburg, N.J.
Miller, Fraderica	****	2008-12	Atlanta, Ga.
Monagle, Janice		1981-83	Brooklawn, N.J.
Moore, Ilyana		2025-26	Milwaukee, Wisc.
Morgan, Beth	****	1993-97	Bloomington, Ind.
Morrison, Beth	**	1984-87	St. Louis, Mo.
Mullins, Theresa	***	1980-84	Wilmington, Del.
Murdock, Catherine	**	2019-20	Glencoe, Ill.
Murdock, Margaret	*	2019-20	Glencoe, Ill.
Murphy, Byrne	*	1977-78	Cos Cob, Conn.
Nelligan, Maureen		1988-89	St. Joseph, Mich.
Nelson, Kristina	****	2013-18	Buford, Ga.
Neville, Susan	*	1981-82	Decatur, Ala.
Newman, Dava		1983-84	Davis, Calif.
Nixon, Jordan	*	2018-19	New York, N.Y.
Novosel, Natalie	****	2008-12	Lexington, Ky.
Nowlin, Margaret	****	1988-92	St. Paul, Minn.
O'Brien, Patti	*	1978-80	Fairview Heights, Ill.
Obinma, Becky	*	2023-24	Menifee, Calif.
Ogunbowale, Arike	****	2015-19	Milwaukee, Wis.
O'Haren, Michelle		1977-78	Marietta, Ga.
O'Malley, Dara	*	1980-81	Three Rivers, Mich.
Orlosky, Sherri	****	1990-94	Columbia, Md.
Patberg, Ali	*	2015-17	Columbus, Ind.
Patterson, Danielle	**	2017-19	Brooklyn, N.Y.
Peirick, Mollie	****	1994-98	Eureka, Mo.
Peoples, Anaya	***	2019-22	Danville, Ill.
Peters, Devereaux	****	2007-12	Chicago, Ill.
Politriski, Jane	***	1977-80	Wahpeton, N.D.
Poor, Carey	****	1992-96	Celina, Ohio
Powers, Susie	**	2003-05	Centennial, Colo.
Prohaska, Abby	***	2018-22	Liberty Township, Ohio
Prosper, Cassandre	**	2022-26	Montreal, Quebec
Ratay, Alicia	****	1999-03	Lake Zurich, Ill.
Ratigan, Kelly		2025-Present	South Bend, Ind.
Reimer, Taya	**	2013-16	Fishers, Ind.
Riley, Ruth	****	1997-01	Macy, Ind.
Risch, Emma	**	2023-25	Melbourne, Fla.
Robillard, Regina		1977-78	Newport, R.I.
Robinson, Karen	****	1987-91	Turnersville, N.J.
Rooney, Carrie		1977-78	Basking Ridge, N.J.
Rupe, Majenica	****	1989-93	Big Rapids, Mich.
Ryan, Molly	*	1980-81	Springfield, Ill.
Sanchez, Gisela		2025-26	Barcelona, Spain
Schlaff, Janet		1978-79	Lincoln Park, Mich.
Schrader, Lindsay	****	2005-10	Bartlett, Ill.
Schweth, Mary Beth	****	1981-85	Indianapolis, Ind.
Schwartz, Annie	***	1986-89	Ann Arbor, Mich.
Severe, Le'Tania	****	2000-04	Pembroke Pines, Fla.
Shepard, Jessica	**	2017-19	Fremont, Neb.
Siemon, Kelley	****	1997-01	Edina, Minn.
Skiersz, Mickey		1983-85	Westlake Village, Calif.
Smith, Ann		1977-78	Middletown, Ohio
Smith, Chandrica	*	2005-06	Stone Mountain, Ga.
Smith, Dionne	*	1989-93	Indianapolis, Ind.
Smith, Jordyn		2025-26	Granger, Ind.
Smith, Theresa		1980-81	West Islip, N.Y.

Name	Monograms	Seasons	Hometown, State
Snizek, Marta	*	2019-20	McLean, Va.
Solomon, Erica	*	2008-10	Charleston, W.Va.
Sullivan, Eunice		1977-78	Evanston, Ill.
Swanson, Karen	****	1999-03	Westlake, Ohio
Tehrani, Bella	*	2024-26	Hamilton, Ontario
Thompson, Diamond	****	2013-17	Wheaton, Ill.
Thompson, Lili	**	2017-18	Mansfield, Texas
Thompson, Vonnie	*	1983-85	Saginaw, Mich.
Toney, Diondra	***	1985-89	Chicago, Ill.
Tanel, Jenni		1988-89	Billings, Mont.
Trezza, Christine		2005-06	Staten Island, N.Y.
Tsipis, Amanda	****	2004-08	Perry, Ohio
Turner, Brianna	****	2014-19	Pearland, Texas
Turner, Kaila	****	2009-13	Joliet, Ill.
Vaughn, Mikayla	****	2017-21	Philadelphia, Penn.
Walker, Destinee	**	2019-21	Orlando, Fla.
Washington, Coquese	****	1989-93	Flint, Mich.
Watson, Kellie	**	2008-09	Ionia, Mich.
Watson, Kylee	***	2022-25	Linwood, N.J.
Weese, Anne	*	2002-04	Salina, Kan.
Westbed, Kathryn	****	2014-18	Kettering, Ohio
Westbed, Maddy	****	2020-25	Kettering, Ohio
Wicks, Kelsey	*	2001-03	Gillette, Wyo.
Williamson, Erica	****	2006-10	Charlotte, N.C.
Willis, Lavetta	**	1984-87	Wayne, Mich.
Wright, Markisha	****	2011-15	Des Moines, Iowa
Young, Jackie	***	2016-19	Princeton, Ind.

ALL-TIME NUMERICAL ROSTER

Current players listed in **bold**. Class years listed by fall of first year through spring of last year (must have played in one game to appear).

#00

- Ruth Riley (1997-01)

#0

- Jordan Nixon (2018-19)
- Maya Dodson (2021-22)
- Jenna Brown (2022-24)

#1

- Tulyah Gaines (2004-08)
- Erica Solomon (2008-10)
- Lili Thompson (2017-18)
- Kristin Baer (2019-20)
- Dara Mabrey (2020-23)
- **Kelly Ratigan (2025-Present)**

#2

- Charel Allen (2004-08)
- Veronica Badway (2010-11)
- Arike Ogunbowale (2015-16)
- Kaitlin Cole (2017-20)
- Trinity Cha (2021-23)
- Emma Risch (2023-25)
- **Vanessa de Jesus (2025-26)**

#3

- Kristin Knapp (1990-94)
- Mollie Peirick (1994-98)
- Ericka Haney (1998-02)
- Susie Powers (2003-05)
- Whitney Holloway (2011-15)
- Marina Mabrey (2015-19)
- Margaret Murdock (2019-20)
- Amirah Abdur-Rahim (2020-21)
- **Hannah Hidalgo (2023-Present)**

#4

- Audrey Gomez (1992-93)
- Le'Tania Severe (2000-04)
- Skylar Diggins (2009-13)
- Cassandre Prosper (2022-24)

#5

- Jeneka Joyce (2000-04)
- Madison Cable (2011-12)
- Kristina Nelson (2013-14)
- Jackie Young (2016-19)
- Catherine Murdock (2019-20)
- Alasia Hayes (2020-21)
- Olivia Miles (2021-25)
- **Malaya Cowles (2025-26)**

#8

- **Cassandre Prosper (2024-26)**

#10

- Beth Conlink (1977-78)
- Maggie Lally (1978-81)
- Janice Monagle (1981-83)
- Dava Newman (1983-84)
- Mary Gavin (1984-88)
- Maureen Nelligan (1988-89)
- Kara Leary (1990-94)
- Adrienne Jordan (1994-97)
- Jill Krause (2001-03)
- Kellie Watson (2008-09)
- Katlyn Gilbert (2018-22)
- Becky Obinma (2023-24)
- **Bella Tehrani (2024-26)**

#11

- Carol Lally (1977-79)
- Tricia McManus (1980-81)
- Cathy O'Brien (1982-83)
- Mickey Skieresz (1983-85)
- Cathy Emigholz (1986-87)
- Sara Liebscher (1987-91)
- Audrey Gomez (1991-92)
- Jeannine Augustin (1993-97)
- Sherisha Hills (1998-99)
- Karen Swanson (1999-03)
- Amanda Tsipis (2004-08)
- Natalie Achonwa (2010-14)
- Brianna Turner (2014-19)
- Sonia Citron (2021-25)
- **Jordyn Smith (2025-26)**

#12

- Eunice Sullivan (1977-78)
- Molly Cashman (1978-79)
- Tricia McManus (1979-80)
- Kara O'Malley (1980-81)
- Lynn Ebben (1982-86)
- Carol Elliott (1988-89)
- Dionne Smith (1991-92)
- Katryna Gaither (1993-97)
- Danielle Green (1997-00)
- Teresa Borton (2001-05)
- Fraderica Miller (2008-12)
- Taya Reimer (2013-16)
- Abby Prohaska (2018-22)

#13

- Michelle O'Haren (1977-78)
- Missy Conboy (1978-82)
- Trena Keys (1982-86)
- Danielle Green (1995-96)
- Megan Duffy (2002-06)
- Marta Sniezek (2019-20)
- Anna DeWolfe (2023-24)
- Kate Koval (2024-25)

#14

- Carola Cummings (1977-79)
- Sheila Liebscher (1979-81)
- Vonnie Thompson (1983-84)
- Lisa Kuhns (1985-90)
- Devereaux Peters (2007-12)
- Mychal Johnson (2014-18)
- **KK Bransford (2022-Present)**

#15

- Renee Antolik (1978-80)
- Molly Ryan (1980-81)
- Lisa Brown (1982-84)
- Carol Elliot (1986-88)
- Dionne Smith (1992-93)
- Kaila Turner (2009-13)
- Lindsay Allen (2013-17)
- Natalija Marshall (2020-24)
- **Luci Jensen (2024-Present)**

#20

- Byrne Murphy (1977-78)
- Kelly Hicks (1978-80)
- Laura Curliss (1980-81)
- Mary Beth Schueth (1981-85)
- Molly Mahoney (1986-87)
- Karen Robinson (1987-91)
- Sheila McMillen (1995-99)
- Ashley Barlow (2006-10)
- Ali Patberg (2015-17)
- Nicole Benz (2017-21)
- Liatu King (2024-25)

#21

- Ann Smith (1977-78)
- Janey Schlaff (1978-79)
- Molly Cashman (1979-80)
- Debbi Hensley (1981-83)
- Diondra Toney (1985-89)
- Coquese Washington (1989-93)
- Beth Morgan (1993-97)
- Jacqueline Batteast (2001-05)
- Chandrica Smith (2005-06)
- Natalie Novosel (2008-12)
- Kayla McBride (2012-14)
- Kristina Nelson (2014-18)
- Anaya Peoples (2019-22)
- Maddy Westbeid (2022-25)

#22

- Carrie Rooney (1977-78)
- Patricia O'Brien (1978-79)
- Shari Matvey (1980-83)
- Mary Borkowski (1983-84)
- Kathy Brommeland (1984-87)
- Comalita Haysbert (1988-89)
- Sherri Orlosky (1990-94)
- Heather Gossard (1994-95)

- Alicia Ratay (1999-03)
- Brittany Mallory (2007-12)
- Madison Cable (2012-16)
- Erin Boley (2016-17)
- Danielle Cosgrove (2018-21)
- Kylee Watson (2022-25)

#23

- Kelly Hicks (1977-78)
- Tricia McManus (1978-79)
- Theresa Smith (1980-81)
- Laura Dougherty (1981-85)
- Comalita Haysbert (1989-91)
- Michelle Marciniak (1991-92)
- Stacy Fields (1992-96)
- Niele Ivey (1996-97)
- Monique Hernandez (1999-02, 2004)
- Melissa Lechlitrner (2006-10)
- Kayla McBride (2010-12)
- Michaela Mabrey (2012-16)
- Jessica Shepard (2017-18)
- Alli Campbell (2020-21)
- **Iyana Moore (2025-26)**

#24

- Pat Meyer (1977-79)
- Janice Crowe (1979-80)
- Theresa Mullins (1980-84)
- Kathy Barron (1984-88)
- Deb Fitzgerald (1988-89)
- Andrea Alexander (1990-94)
- Kelsey Wicks (2001-03)
- Lindsay Schrader (2005-10)
- Hannah Huffman (2012-16)
- Arike Ogunbowale (2016-19)
- Destinee Walker (2019-21)

#25

- Marge Meagher (1977-78)
- Ruth Kaiser (1981-85)
- Deb Fitzgerald (1989-92)
- Jenny Layden (1992-94)
- Christy Grady (1996-97)
- Olivia Miles (2021)
- Sarah Cernugel (2021-25)

#30

- Kathy Lew (1977-78)
- Martha McLean (1978-79)
- Janice Crowe (1980-81)
- Lavetta Willis (1983-87)
- Cathy Emigholz (1987-89)
- Dionne Smith (1989-90)
- Mikayla Vaughn (2017-21)
- **Gisela Sanchez (2025-26)**

#31

- Cynthia Battel (1978-79)
- Patti O'Brien (1979-80)
- Debbi Hensley (1980-81)
- Letitia Bowen (1991-95)
- Amanda Barksdale (1999-02)
- Danielle Ben-Tsvulun (2006-07)

#32

- Jane Politiski (1977-78, 1979-80)
- Jenny Klauke (1980-84)

- Vonnie Thompson (1984-85)
- Comalita Haysbert (1991-92)
- Susan Atchinson (1992-94)
- Julie Henderson (1996-00)
- Breona Gray (2003-07)
- Becca Bruszewski (2007-11)
- Jewell Loyd (2012-15)
- Danielle Patterson (2017-18)
- Jessica Shepard (2018-19)
- Liza Karlen (2024-25)

#33

- Shari Matvey (1979-80)
- Denise Basford (1982-86)
- Annie Schwartz (1986-90)
- Majenica Rupe (1990-93)
- Rosanne Bohman (1993-97)
- Niele Ivey (1997-01)
- Katy Flecky (2001-04)
- Melissa D'Amico (2004-08)
- Kathryn Westbeld (2014-18)
- Danielle Patterson (2018-19)
- Sam Brunelle (2019-22)
- Lauren Ebo (2022-23)

#34

- Jane Politiski (1978-79)
- Janice Crowe (1981-82)
- Julie Garske (1986-87)
- Majenica Rupe (1988-90)
- Kelly Heath (1994-95)
- Heather Gossard (1995-96)
- Crystal Erwin (2003-07)
- Markisha Wright (2011-15)
- Maddy Westbeld (2020-22)

#35

- Kelly Heath (1994-95)
- Mary Leffers (1997-98)
- Diamond Thompson (2013-17)

#40

- Regina Robillard (1977-78)
- Carey Poor (1994-96)
- Diana Braendly (1997-99)
- Maureen Butler (2017-19)

#41

- Imani Dunbar (1997-01)
- Courtney LaVere (2002-06)
- Mary Forr (2010-11)

#42

- Molly Cashman (1977-78)
- Carrie Bates (1981-85)
- Krissi Davis (1989-91)
- Carey Poor (1992-94)
- Kari Hutchinson (1994-98)

#43

- Maggie Lally (1977-78)

#44

- Heidi Bunek (1985-89)
- Katura "Tootie" Jones (1990-94)
- Meaghan Leahy (1997-01)
- Allison Bustamante (2001-02)



- Anne Weese (2002-04)
- Alena Christiansen (2008-10)
- Ariel Braker (2010-14)
- **Leah Macy (2025-Present)**

#45

- Diana Braendly (1995-96)

#50

- Krissi Davis (1987-89)
- Kelley Siemon (1997-01)

#52

- Sandy Botham (1984-88)
- Margaret Nowlin (1988-92)
- Erica Williamson (2006-10)

#55

- Beth Morrison (1984-87)
- Jenni Tranel (1988-89)

ALL-TIME CAPTAINS

1977-78	Carol Lally, Marge Meagher
1978-79	Molly Cashman, Carol Lally
1979-80	Molly Cashman, Jane Politiski
1980-81	Maggie Lally
1981-82	Missy Conboy
1982-83	Debbi Hensley, Theresa Mullins
1983-84	Theresa Mullins, Mary Beth Schueth
1984-85	Laura Dougherty, Mary Beth Schueth
1985-86	Lynn Ebben, Trena Keys
1986-87	game captains
1987-88	Sandy Botham, Kathy Brown, Mary Gavin
1988-89	Heidi Bunek, Lisa Kuhns
1989-90	Lisa Kuhns, Karen Robinson
1990-91	Krissi Davis, Sara Liebscher, Karen Robinson
1991-92	Margaret Nowlin, Coquese Washington
1992-93	Kara Leary, Coquese Washington
1993-94	Letitia Bowen, Kara Leary
1994-95	Letitia Bowen, Carey Poor
1995-96	Beth Morgan, Carey Poor
1996-97	Jeanine Augustin, Beth Morgan, Mollie Peirick
1997-98	Sheila McMillen, Mollie Peirick
1998-99	Sheila McMillen
1999-00	Julie Henderson, Niele Ivey
2000-01	Niele Ivey, Ruth Riley
2001-02	Ericka Haney
2002-03	Alicia Ratay, Le'Tania Severe
2003-04	Le'Tania Severe
2004-05	Jacqueline Batteast, Teresa Borton, Megan Duffy
2005-06	Megan Duffy, Courtney LaVere
2006-07	Tulyah Gaines, Breona Gray
2007-08	Charel Allen, Tulyah Gaines, Amanda Tsipis
2008-09	Ashley Barlow, Melissa Lechlitner, Lindsay Schrader
2009-10	Ashley Barlow, Melissa Lechlitner, Lindsay Schrader
2010-11	Becca Bruszewski, Brittany Mallory
2011-12	Brittany Mallory, Natalie Novosel, Devereaux Peters
2012-13	Skylar Diggins, Kaila Turner
2013-14	Natalie Achonwa, Ariel Braker, Kayla McBride
2014-15	Whitney Holloway, Michaela Mabrey, Markisha Wright
2015-16	Lindsay Allen, Michaela Mabrey, Taya Reimer
2016-17	Lindsay Allen, Kristina Nelson, Kathryn Westbeld
2017-18	Game captains
2018-19	Marina Mabrey, Arike Ogunbowale, Jessica Shepard, Brianna Turner
2019-20	Game captains
2020-21	Dara Mabrey, Mikayla Vaughn
2021-22	Dara Mabrey, Maya Dodson
2022-23	N/A

2023-24	N/A
2024-25	Sonia Citron, Olivia Miles, Maddy Westbeld
2025-26	KK Bransford, Vanessa de Jesus, Hannah Hidalgo, Cassandre Prosper

**YEAR-BY-YEAR RESULTS****A NOTE ON RANKINGS**

The numbers in front of the opponent indicate Notre Dame's rankings in the Associated Press poll and WBCA/USA Today poll at the time of the game. The numbers following the opponent indicate the opponent's ranking in both polls. The first number (or only one listed) is the AP poll ranking. The 1988-89 season was the first year of the WBCA/USA Today poll. NR indicates the team was not ranked in the top 25 at game time.

1977-78 (13-4)

Coach: Sharon Petro

Captains: Carol Lally, Marge Meagher

Home: 5-1, Away: 6-2, Neutral: 2-1

Dec.	3	Valparaiso	W	48-41	H
	6	St. Joseph's (Ind.)	W	79-67	A
Jan.	18	Purdue-Calumet	W	50-46	A
	24	IPFW	W	68-39	H
	31	Grace	W	68-25	H
Feb.	3	Marquette	L	41-66	A
	6	Saint Mary's (Ind.)	W	61-51	H
	9	Manchester	W	74-49	A
	11	Northern Illinois	L	58-65	H
	13	Goshen	W	62-57	A
	15	Indiana Tech	W	68-51	A
	18	Marion	W	62-50	H
	20	Saint Mary's (Ind.)	W	69-59	A
	24	Huntington *	W	62-52	N
	25	St. Francis (Ind.) *	W	61-45	N
Mar.	4	Vincennes #	L	69-73	N
	5	St. Joseph's (Ind.) #	L	64-65	A

* North District Tournament at Rensselaer, Ind., # IAAW Tournament at Rensselaer, Ind.

1978-79 (16-6)

Coach: Sharon Petro

Captains: Molly Cashman, Carol Lally

Home: 5-0, Away: 5-5, Neutral: 6-1

Nov.	1	Clark	W	81-51	H
	6	Illinois	L	60-81	A
Dec.	1	Valparaiso	W	57-43	A
	9	Huntington *	W	74-66	A
	9	Valparaiso *	W	66-52	N
	11	Saint Mary's (Ind.)	W	71-54	H
Jan.	12	Northern Illinois #	W	62-60	A
	12	Upper Iowa #	W	71-49	N
	13	Chicago State #	W	78-55	N
	20	Michigan	L	66-93	A
	22	Valparaiso	W	57-43	H
	24	IPFW	W	49-41	A
	27	Saint Mary's (Ind.)	W	70-43	A
	30	DePaul	L	53-82	A
Feb.	3	Marquette	W	60-57	H
	10	Goshen	W	68-64	H
	13	St. Joseph's (Ind.)	L	62-67	A
	16	Marion	L	63-65	A
	22	Valparaiso %	W	52-49	N
	23	Saint Mary's (Ind.) %	W	61-49	N
	24	Rensselaer (Ind.) %	W (ot)	70-69	N
Mar.	3	Franklin @	L	64-69	N

*Huntington Tournament at Huntington, Ind., # Northern Illinois Tournament at DeKalb, Ill.,

% North District Tournament at Rensselaer, Ind. (St. Joseph's), @ IAAW Tournament at Terre Haute, Ind.

1979-80 (20-10)

Coach: Sharon Petro

Captains: Molly Cashman, Jane Politiski

Home: 5-4, Away: 6-3, Neutral: 9-3

Nov.	30	Marion *	W	68-60	N
Dec.	1	Cedarville *	W	73-60	N
	4	Saint Mary's (Ind.)	W	81-45	A
	8	Michigan	L (ot)	60-66	H
Jan.	11	SIU-Edwardsville #	W	65-51	N
	11	Chicago State #	W	68-61	N
	12	Northeast Missouri State #	L	43-77	N
	14	South Dakota	L	61-76	A
	16	St. Joseph's (Ind.)	W	72-64	H
	18	St. Ambrose	W	54-52	H
	20	Saint Louis	L	49-65	H
	22	Valparaiso	W	65-55	A
	24	Chicago	W	70-61	A
	26	Mount St. Joseph	W	78-76	H
	30	Saint Mary's (Ind.)	W	73-56	H
Feb.	2	Marquette	L	46-67	H
	7	Purdue-Calumet	W	79-38	H
	9	Goshen	W	52-49	A
	12	Huntington	W	70-64	A
	15	Marion	L	61-62	H
	19	Illinois-Chicago	L	59-71	A
	23	Grace %	W	61-45	N
	23	Goshen %	W	61-54	N
	29	Huntington @	W	52-46	N
Mar.	1	Goshen @	W	80-66	N
	6	Greenville !	W	55-51	N
	7	Adrian !	L	59-73	N
	8	Spring Arbor !	L	56-61	N
	12	Pacific Lutheran S	W	57-48	A
	15	Wisconsin-La Crosse S	L	57-80	A

* Taylor Invitational at Upland, Ind.; # Huskie Invitational at DeKalb, Ill.; % North District Tournament at Angola, Ind.; @ Indiana Division III State Tournament at Notre Dame, Ind. (Saint Mary's); ! AIAW Midwest Regional at Upland, Ind.; S AIAW National Tournament

1980-81 (10-18)

Coach: Mary DiStanislao

Captain: Maggie Lally

Home: 6-7, Away: 1-6, Neutral: 3-5

Note: First season as Division I program

Nov.	22	South Dakota	L	60-67	H
Dec.	1	Butler	L	51-60	H
	6	Concordia	W	82-51	H
	8	Saint Mary's (Ind.)	W	71-52	H
	11	St. Francis (Ill.)	L	54-57	H
	19	Iona *	W	69-65	N
	20	Delaware *	L	56-70	N
Jan.	4	Davidson #	W	85-37	N
	6	Villanova	L	57-70	A
	10	Marquette	L	55-62	A
	14	Taylor	W	77-71	H
	17	Miami (Ohio)	L	53-93	H
	18	Illinois-Chicago	L	61-78	H
	22	Valparaiso	W	57-48	H
	28	Saint Mary's (Ind.)	W	59-44	A
	31	South Carolina (15)	L	48-124	H
Feb.	5	Goshen	W	86-44	H
	7	St. Ambrose	W	56-49	H
	11	Ball State	L	61-79	A
	17	St. Joseph's (Ind.)	L	64-84	A
	20	Michigan	L	65-96	A
	22	Virginia (17)	L	40-68	N
	26	Michigan State	L	45-76	A
	28	Illinois	L	53-88	H
Mar.	6	Ball State @	L	69-76	N



20	Alaska-Anchorage!	W	59-58	N
21	San Diego State!	L	34-71	N
22	Hawaii!	L	55-61	N

* Penn Holiday Tournament at Philadelphia, Pa.; # game played at Charlotte, N.C.; @ AIAW State Tournament at Bloomington, Ind.; ! Northern Lights Tournament at Anchorage, Alaska

1981-82 (16-9)

Coach: Mary DiStanislo
 Captain: Missy Conboy
 Home: 9-4, Away: 4-4, Neutral: 3-1

Dec.	2	St. Joseph's (Ind.)	W	78-44	H
	5	UCLA (8)	L	45-50	H
	8	Saint Mary's (Ind.)	W	92-29	H
	10	Butler	L	58-67	A
	12	Northern Illinois	W	67-52	H
	18	Pennsylvania*	W	62-47	A
	19	Mount St. Mary's *	L	44-57	N
Jan.	2	Missouri	W	60-53	N
	9	Creighton %	W	69-48	N
	10	Marquette %	W	50-36	N
	13	St. Francis (Ill.)	W	61-57	A
	17	SMU	W	76-60	H
	21	Valparaiso	W	84-27	A
	24	Michigan	W	71-48	H
	28	Ball State	W	60-57	H
	30	Marquette	W	60-43	H
Feb.	5	Mount St. Joseph	W	70-54	A
	6	Miami (Ohio)	L	61-65	A
	10	Taylor	W	79-41	H
	13	Cincinnati	W	67-58	H
	16	Illinois	L	53-83	A
	20	South Carolina (15)	L	54-76	A
	25	Nebraska	L (2ot)	88-98	H
	27	DePaul	L	55-60	H
Mar.	6	Michigan State	L	59-68	H

* Penn Holiday Classic at Philadelphia, Pa.;
 %Saint Catherine's Tournament at Minneapolis, Minn.

1982-83 (20-7)

Coach: Mary DiStanislo
 Captains: Debbi Hensley, Theresa Mullins
 Home: 11-2, Away: 9-3, Neutral: 0-2

Nov.	26	UCLA *	L	54-82	N
	27	Rutgers (14) *	L	74-81	N
Dec.	2	Butler	W	80-73	H
	4	St. Francis (Ill.)	W	86-42	H
	8	Western Michigan	W	68-62	A
	10	Miami (Ohio)	W	64-59	H
	12	Michigan	W	62-58	A
	15	Eastern Michigan	W	75-58	H
	30	East Carolina	W	52-50	H
Jan.	3	Villanova	W	72-68	A
	6	Georgetown	W	78-68	A
	8	Maryland (3)	L	62-84	A
	13	Augustana	W	87-66	H
	16	Alabama	L	56-71	H
	21	Detroit	W	78-61	H
	23	Illinois-Chicago	W	88-61	A
	27	Arizona State (14)	L	57-82	A
	30	UCLA (16)	L	53-84	A
Feb.	4	Loyola (Ill.)	W	80-61	H
	6	Iowa State	W	69-58	H
	11	Louisiana Tech	L	39-81	H
	18	Bradley	W	68-57	A
	19	Illinois State	W	48-47	A
	25	Marquette	W	74-50	A
	27	DePaul	W	52-50	A
Mar.	6	Dayton	W (ot)	68-64	H

9	Indiana	W (ot)	63-61	H
---	---------	--------	-------	---

* Orange Crush Classic at Chicago, Ill.

1983-84 (14-14, 6-4 NORTH STAR)

Coach: Mary DiStanislo
 Captains: Theresa Mullins,
 Mary Beth Schueth
 Home: 9-5, Away: 5-8, Neutral: 0-1

Nov.	22	Marquette	W	96-63	H
	25	Tennessee *	L	56-71	H
	26	Maryland (8) *	L	57-75	H
Dec.	3	UCLA	W	70-61	H
	7	Northwestern	L	74-78	A
	9	Michigan	W	66-50	H
	14	Western Michigan	W	75-54	H
	21	Central Michigan	L	69-72	H
	29	Old Dominion (10) #	L	57-71	N
	30	Boston College #	L	55-59	A
Jan.	5	East Carolina	W	66-50	A
	7	Xavier	W	85-68	A
	12	Louisiana Tech (1)	L	56-83	A
	15	SMU	L	63-64	A
	18	Loyola (Ill.)	L	56-59	H
	21	DePaul	L	46-62	A
	27	Evansville	W	77-56	H
	30	DePaul	W	78-62	H
Feb.	3	Michigan State	L	72-73	A
	8	Illinois State	L	59-61	H
	11	Villanova	W	85-79	H
	14	Detroit	W	72-67	H
	18	Detroit	L	80-85	A
	25	Xavier	W	91-77	H
	27	Illinois-Chicago	W	77-58	A
Mar.	3	Dayton	W	63-57	A
	8	Loyola (Ill.)	L	53-64	A
	10	Evansville	W	80-68	A

* Notre Dame Thanksgiving Classic at Notre Dame, Ind.; # Nike Christmas Classic at Chestnut Hill, Mass.

1984-85 (20-8, 13-1 NORTH STAR)

Coach: Mary DiStanislo
 Captains: Laura Dougherty,
 Mary Beth Schueth
 Home: 11-1, Away: 9-6, Neutral: 0-1

Nov.	24	Tennessee (14)	L	57-62	A
	26	Purdue	L	59-62	H
	30	Eastern Michigan	W	70-59	A
Dec.	2	Michigan	L	64-75	A
	5	Western Michigan	W	76-46	H
	8	Georgetown	W	72-49	H
	12	Northern Illinois	W	71-60	A
	20	Michigan State	W	71-59	H
	30	UCLA	L	51-78	A
Jan.	2	USC	L	53-69	N
	6	LaSalle	L	66-71	A
	9	Maryland	W	49-40	A
	14	Illinois-Chicago	W	70-49	H
	19	Detroit	W	76-62	A
	27	DePaul	L	64-72	A
	30	Butler	W	79-40	H
Feb.	1	Evansville	W	74-53	H
	5	Dayton	W	81-66	A
	9	Xavier	W	107-61	H
	13	Alabama	L	62-67	A
	17	Detroit	W	66-53	H
	20	Loyola (Ill.)	W	84-59	H
	24	DePaul	W	68-57	H
	26	Loyola (Ill.)	W	64-63	A



2025-26 NOTRE DAME WOMEN'S BASKETBALL

28	Butler	W	99-36	H
Mar. 3	Evansville	W	72-70	A
6	Dayton	W	72-57	H
9	Xavier	W	78-50	A

1985-86 (23-8, 13-1 NORTH STAR)

Coach: Mary DiStanislao

Captains: Lynn Ebben, Trena Keys

Home: 9-4, Away: 11-2, Neutral: 3-2

Nov. 30	Purdue	L	54-71	A
Dec. 2	Western Michigan	W	94-65	A
5	Michigan	W	76-71	H
9	Tennessee (11)	L	63-71	H
13	Marquette	W	90-46	A
15	Northern Illinois	W	88-65	H
21	UCLA	L	67-73	H
Jan. 3	James Madison *	L	51-53	N
4	Southwest Texas State *	W	68-43	N
5	Miami *	W	59-53	A
9	Rutgers (18)	L	61-69	A
13	Marquette	W	75-42	H
17	Detroit	W	72-58	H
19	Boston University	L	72-74	H
23	Loyola (Ill.)	W	75-54	H
26	DePaul	W	55-53	H
29	Butler	W	91-40	A
Feb. 2	Evansville	W	76-55	A
5	Dayton	L	58-61	H
8	Xavier	W	104-57	H
10	Illinois-Chicago	W	67-42	A
15	Detroit	W	67-56	A
21	Loyola (Ill.)	W	79-67	A
23	DePaul	W	73-58	A
26	Butler	W	77-48	H
28	Evansville	W	73-57	H
Mar. 6	Xavier	W	76-43	A
8	Dayton	W	66-62	A
20	U.S. International #	W	86-61	N
21	Idaho #	L (ot)	65-67	N
22	Duke #	W	74-67	N

* Burger King Classic at Coral Gables, Fla.; # NWIT at Amarillo, Texas

1986-87 (12-15, 4-2 NORTH STAR)

Coach: Mary DiStanislao

Captains: Game Captains

Home: 7-6, Away: 5-6, Neutral: 0-3

Nov. 29	Rutgers (6)	L	50-71	H
Dec. 5	Texas (1) *	L	59-84	A
6	Colorado *	L	53-76	N
9	Indiana	L	71-80	H
13	Loyola (Ill.)	W	65-62	H
20	St. Ambrose	W	66-50	H
30	Oklahoma #	L	54-57	N
31	Montana #	L	48-50	N
Jan. 3	Loyola Marymount	W	78-40	A
5	UCLA	L (ot)	65-67	A
10	Maryland (20)	L	48-69	H
13	Northern Illinois	L	71-81	A
18	DePaul	L	68-80	H
20	Cleveland State	W	85-68	H
24	Saint Joseph's (Pa.)	L	57-71	A
28	Dayton	L	54-55	H
31	Marquette	W	95-60	H
Feb. 3	Western Michigan	W	65-58	H
7	Miami	L	61-62	H
11	Detroit	L	86-94	A
14	Tennessee (7)	L	55-90	A
18	Illinois-Chicago	W	90-53	H
21	DePaul	W	53-44	A

24	Northern Illinois	W	82-66	H
28	Marquette	W	77-53	A
Mar. 1	Wisconsin	W	80-70	A
7	Dayton	W	59-48	A

* Texas Classic at Austin, Texas; # Seattle Times Classic at Seattle, Wash.

1987-88 (20-8, 7-3 NORTH STAR)

Coach: Muffet McGraw

Captains: Kathy Barron, Sandy Botham,

Mary Gavin

Home: 9-2, Away: 9-6, Neutral: 2-0

Nov. 28	Loyola (Ill.)	W	67-61	A
30	Northwestern	W	69-49	H
Dec. 4	Wisconsin-Green Bay *	L	65-69	N
5	BYU *	W	81-69	N
9	Oakland	W	100-51	H
12	St. Ambrose	W	86-73	H
19	Valparaiso	W	93-60	H
21	Indiana	L	59-62	A
28	Fairfield #	W	75-62	N
29	Villanova #	L	55-56	A
Jan. 4	Virginia (7)	L	59-79	A
7	Miami (Fla.)	W	83-68	A
14	Northern Illinois	W	89-66	H
16	Syracuse	W	81-64	H
20	DePaul	L	77-80	A
24	Michigan State	W	57-55	A
26	Marquette	W	88-51	H
Feb. 3	Tennessee (4)	L	71-91	H
6	Duke (17)	W	78-66	A
11	Detroit	W	79-51	H
13	Dayton	W	60-58	H
17	Cleveland State	W	87-69	A
20	Marquette	W	79-69	A
25	Valparaiso	W	91-56	A
28	DePaul	L	68-69	H
Mar. 2	Illinois-Chicago	W	79-50	A
9	Northern Illinois	L	74-95	A
12	Dayton	W	77-64	A

* Phoenix Classic at Green Bay, Wis.; # Wildcat Tournament at Villanova, Pa.

1988-89 (21-11, 12-2 MCC)

Coach: Muffet McGraw

Captains: Heidi Bunek, Lisa Kuhns

Home: 10-1, Away: 6-6, Neutral: 5-4

Nov. 29	Northwestern	W	75-63	A
Dec. 2	Georgetown *	L	60-70	N
3	Arizona *	W (ot)	85-81	N
7	Marquette	W	70-66	H
19	Toledo	W	77-70	H
29	James Madison #	L	49-65	N
30	Youngstown State #	W	61-50	N
Jan. 3	Indiana	W	56-49	H
8	Vanderbilt	L	64-86	A
10	Old Dominion	L	65-82	H
12	Evansville	W	75-65	A
14	Saint Louis	W	79-54	A
19	Detroit	W	76-67	H
21	Butler	W	61-40	A
24	DePaul	L	62-83	A
26	Xavier	W	66-52	H
28	Dayton	W	72-57	H
Feb. 2	Detroit	W	71-57	A
4	Syracuse	L	56-63	A
9	Evansville	W	71-55	H
11	Saint Louis	W	78-34	H
18	Loyola (Ill.)	L	77-108	A
20	Tennessee (2/2)	L	43-98	A



	23	Dayton	L	55-67	A
	25	Xavier	W	69-56	A
Mar.	2	Loyola (Ill.)	W	77-57	H
	5	Butler	W	88-65	H
	10	Evansville %	W	75-66	N
	11	Loyola (Ill.) %	W	75-53	N
	23	Toledo @	L	62-85	N
	24	DePaul @	L	69-77	N
	25	Richmond @	W	51-46	N

* Investors Women's Classic at Richmond, Va.; # Saint Joseph's (Pa.) Invitational at Philadelphia, Pa.; % MCC Tournament at Dayton, Ohio; @ NWIT at Amarillo, Texas

1989-90 (23-6, 16-0 MCC)

Coach: Muffet McGraw

Captains: Lisa Kuhns, Karen Robinson

Home: 10-3, Away: 11-3, Neutral: 2-0

Nov.	24	Liberty *	W	113-35	N
	25	Central Florida *	W	81-61	A
Dec.	3	Tennessee (1/1)	L	54-77	H
	6	Indiana	W	75-67	A
	9	Marquette	W	87-67	A
	13	Michigan State	L	48-64	H
	22	UCLA	W	61-60	H
	29	Temple	L	61-70	A
Jan.	4	Vanderbilt (20/24)	W	77-63	H
	6	Toledo	L	69-70	A
	9	Butler	W	74-59	H
	12	Old Dominion (21/23)	L	61-62	A
	16	Loyola (Ill.)	W	85-72	H
	18	Marquette	W	81-64	H
	23	Dayton	W	85-60	A
	25	Xavier	W	92-59	A
	27	DePaul	L	64-71	H
	29	Evansville	W	79-45	H
Feb.	1	Saint Louis	W	84-50	H
	3	Evansville	W	70-58	A
	6	Loyola (Ill.)	W	75-63	A
	13	Butler	W	59-46	A
	15	Detroit	W	99-58	H
	20	Saint Louis	W	78-48	A
	26	Xavier	W	85-61	H
Mar.	1	Dayton	W	76-47	H
	6	Detroit	W	86-72	A
	9	Dayton #	W	67-59	A
	10	Butler #	W	67-66	N

* Rotary Classic at Orlando, Fla.; # MCC Tournament at Dayton, Ohio

1990-91 (23-9-, 15-1 MCC)

Coach: Muffet McGraw

Captains: Krissi Davis, Sara Liebscher,

Karen Robinson

Home: 11-2, Away: 10-4, Neutral: 2-3

Nov.	26	Evansville	W	83-65	H
	30	UCLA	L	75-89	A
Dec.	2	Stanford (6/6)	L	67-97	A
	6	Indiana	W	76-79	H
	8	Syracuse	W	71-66	H
	13	Texas Christian	W	78-67	H
	21	Marquette	W	109-56	H
	28	Louisiana Tech (11/11) *	W	71-66	N
	29	Saint Joseph's (Pa.) *	W	72-53	A
Jan.	3	(25) Detroit	W	87-53	H
	7	(24) Butler	W	80-64	A
	11	(24/25) DePaul	W	81-66	A
	15	(22/22) Loyola (Ill.)	W	66-55	A
	19	(22/22) Marquette	W	91-73	A
	21	(20/22) Dayton	W	79-49	H
	29	(19/18) Xavier	W	74-50	H

	31	(19/18) Saint Louis	W	97-48	A
Feb.	2	(19/18) Evansville	W	73-56	A
	5	(20/19) Loyola (Ill.)	W	81-61	H
	9	(20/19) Tennessee (5/5)	L	71-88	A
	12	(20/20) Butler	W	94-62	H
	14	(20/20) Detroit	W	87-62	A
	17	(20/20) Miami (Ohio)	L	65-69	H
	19	(22/22) Saint Louis	W	87-47	H
	23	(22/22) Old Dominion	W	70-58	H
	28	(22/22) Dayton	L	76-79	A
Mar.	2	(22/23) Xavier	W	69-53	A
	8	Dayton #	W	81-61	A
	9	Butler #	W	62-52	N
	21	Santa Clara %	L	65-81	N
	22	Louisville %	L	75-80	N
	23	Northern Illinois %	L	82-84	N

* Texaco-Hawk Classic at Philadelphia, Pa.; # MCC Tournament at Dayton, Ohio; % NWIT at Amarillo, Texas

1991-92 (14-17, 8-4 MCC)

Coach: Muffet McGraw

Captains: Margaret Nowlin, Coquese Washington

Home: 7-7, Away: 5-10, Neutral: 2-0

Nov.	22	Penn State (3/3)	L	70-86	H
	24	Stanford (5/7)	L	76-88	H
	27	Marquette	W	83-68	H
Dec.	1	Purdue (11/10)	L	66-80	A
	8	Georgia (NR/24)	L (ot)	86-90	A
	13	Michigan	L	75-86	A
	21	Loyola (Md.)	W	84-49	H
	28	Temple	L	69-80	A
	31	Syracuse	W	81-60	A
Jan.	5	LaSalle	L	65-86	H
	7	Xavier	L	66-69	H
	9	Dayton	W (2ot)	76-70	H
	12	Tennessee (2/3)	L	82-85	H
	15	Louisville	L	53-64	H
	23	Butler	L	63-77	A
	29	Detroit	W	86-70	A
Feb.	1	Loyola (Ill.)	W	78-66	H
	6	Xavier	L	86-104	A
	8	Dayton	L	62-63	A
	11	DePaul	L	49-62	H
	13	Evansville	W	78-62	H
	20	Detroit	W	66-58	H
	22	Butler	W	79-70	H
	24	Evansville	W	79-65	A
	27	Loyola (Ill.)	W	73-66	A
Mar.	2	LSU	L	62-72	A
	7	Old Dominion	L	76-85	A
	12	Dayton *	W	74-55	N
	13	Detroit *	W	85-44	N
	14	Xavier *	W	59-54	A
	18	UCLA #	L	72-93	A

* MCC Tournament at Cincinnati, Ohio; # NCAA Championship (First Round) at Westwood, Calif.



2025-26 NOTRE DAME WOMEN'S BASKETBALL

1992-93 (15-12, 11-5 MCC)

Coach: Muffet McGraw

Captains: Kara Leary, Coquese Washington

Home: 8-5, Away: 7-7, Neutral: 0-0

Dec.	1	Marquette	L	62-66	A
	4	Purdue (17)	L	41-74	H
	9	Illinois-Chicago	W	76-71	A
	12	Michigan	W	62-54	H
	19	Loyola (Md.)	W	55-48	A
	21	Georgia (20/20)	L	75-81	H
	30	Georgetown	W (ot)	78-72	H
Jan.	2	LaSalle	L	63-69	A
	4	Tennessee (1/2)	L	48-79	A
	7	Dayton	W	72-60	A
	9	Xavier	W	64-56	A
	14	Detroit	W	80-55	H
	19	Penn State (17/21)	L	66-87	A
	25	DePaul (21)	L	55-71	A
	28	Evansville	L	69-73	A
	30	Butler	L	70-82	A
Feb.	4	LaSalle	W	61-58	H
	6	Duquesne	W	95-67	H
	11	Xavier	L	68-70	H
	13	Dayton	W	92-80	H
	16	Loyola (Ill.)	W	76-50	H
	18	Loyola (Ill.)	W	74-60	A
	20	Detroit	W	68-55	A
Mar.	1	Duquesne	W	91-63	A
	4	Butler	L	69-80	H
	6	Evansville	W	74-62	H
	8	Dayton *	L	74-78	H

* - MCC Tournament at Notre Dame, Ind.

1993-94 (22-7, 10-2 MCC)

Coach: Muffet McGraw

Captains: Letitia Bowen, Kara Leary

Home: 9-5, Away: 10-2, Neutral: 3-0

Nov.	27	Illinois-Chicago	W	93-50	H
Dec.	1	Marquette	W	90-76	H
	4	Wisconsin *	W	77-55	N
	5	Brown *	W	58-54	A
	8	Purdue (22/22)	L	59-66	A
	11	Seton Hall	L	55-62	H
	19	LSU	W	82-80	H
	21	Temple	W	83-51	H
	30	Georgetown	W	83-62	A
Jan.	2	Old Dominion	L	67-76	A
	4	Dayton	W	63-55	A
	7	Tennessee (1/1)	L	70-105	H
	11	DePaul	W	77-63	H
	15	LaSalle	W	92-73	A
	20	Evansville	W	93-48	H
	22	Butler	L	62-65	H
	27	Xavier	W	72-58	H
	29	Detroit	W	80-67	H
Feb.	5	Loyola (Ill.)	W	81-67	A
	10	Butler	W	82-80	A
	12	Evansville	W	89-62	A
	17	LaSalle	L	75-85	H
	21	Louisville	W	69-54	A
	24	Detroit	W	87-76	A
	26	Xavier	W	72-67	A
Mar.	3	Loyola (Ill.)	W	84-75	H
	6	LaSalle #	W	79-55	N
	8	Xavier #	W	72-63	N
	16	Minnesota %	L	76-81	H

* Brown PowerBar Tournament at Providence, R.I.; # MCC Tournament at Indianapolis, Ind.; % NCAA Championship (First Round) at Notre Dame, Ind.

1994-95 (21-10, 15-1 MCC)

Coach: Muffet McGraw

Captains: Letitia Bowen, Carey Poor

Home: 9-2, Away: 9-4, Neutral: 3-4

Nov.	26	Seton Hall (25/25)	L (ot)	60-65	A
	30	Purdue (13/11)	L	83-87	H
Dec.	2	UC Irvine *	W	72-71	A
	3	Alabama (6/6) *	L	87-105	N
	7	Michigan State	L	73-75	H
	27	Colorado (9/9) #	L	70-91	N
	28	Miami (Ohio) #	L	76-79	N
Jan.	2	Dayton	W	80-63	H
	5	Xavier	W	72-63	A
	7	Wright State	W	76-41	A
	9	Cleveland State	W	90-66	H
	14	Detroit	W	67-65	A
	16	DePaul	L	87-96	A
	19	Wright State	W	67-48	H
	21	LaSalle	W	87-65	H
	25	Wisconsin-Green Bay	W	67-56	A
	28	Wisconsin-Milwaukee	W	98-50	H
Feb.	1	Marquette	W	87-66	A
	4	Loyola (Ill.)	W	92-76	A
	10	Butler	W	68-56	H
	12	Illinois-Chicago	W	73-57	H
	16	Cleveland State	W (ot)	83-79	A
	18	LaSalle	L	68-84	A
	23	Northern Illinois	W	58-51	A
	25	Detroit	W	83-62	H
Mar.	1	Xavier	W	86-73	H
	9	Xavier %	W	83-52	N
	10	Northern Illinois %	L	64-87	A
	23	Pacific @	W	88-74	N
	24	Northwestern State @	L	93-103	N
	25	Massachusetts @	W	90-72	N

* UCI/Newport Beach Marriott Classic at Irvine, Calif.; # Seattle Times Husky Classic at Seattle, Wash.; % MCC Tournament at DeKalb, Ill.; @ NWIT at Amarillo, Texas

1995-96 (23-8, 15-3 BIG EAST)

Coach: Muffet McGraw

Captains: Beth Morgan, Carey Poor

Home: 11-1, Away: 8-5, Neutral: 4-2

Nov.	24	Indiana	W	82-73	A
	26	Bowling Green	W	92-67	H
	28	Rutgers	W	66-54	H
Dec.	1	Penn State (12/13) *	L	77-86	N
	2	Washington *	W	80-67	N
	3	Texas A&M (NR/22) *	L (ot)	84-88	N
	8	Marquette	L	84-62	H
	17	Valparaiso	W	90-44	H
	21	Michigan State	L (ot)	83-87	A
Jan.	2	Seton Hall	W (ot)	88-79	A
	4	St. John's	W	74-48	A
	6	Boston College	W	80-51	H
	10	Syracuse	W	91-52	H
	14	Providence	W	90-80	A
	18	Connecticut (3/3)	L	64-87	H
	21	Georgetown	W	92-61	H
	24	St. John's	W	66-53	H
	27	Miami (Fla.)	W	67-50	A
Feb.	3	Rutgers	L	62-73	A
	7	(24) Pittsburgh	W	90-51	H
	10	(24) Georgetown	W	81-63	A
	14	(25) Villanova	W	72-56	H
	17	(25) Pittsburgh	W	89-51	A
	20	(23/24) Miami (Fla.)	W	86-70	H
	24	(23/24) Connecticut (3/4)	L	79-86	A
	26	(23/24) West Virginia	W	73-55	A



Mar.	3	(23/25) Syracuse !	W	70-55	N
	4	(22/23) Seton Hall !	W	69-58	N
	5	(22/23) Connecticut (2/3) !	L	54-71	A
	15	(21/23) Purdue (15/16) #	W	73-60	N
	17	(21/23) Texas Tech (9/9) #	L	67-82	A

* Kona Women's Basketball Classic at Kona, Hawaii; ! BIG EAST Tournament at Storrs, Conn.; # NCAA Championship (First and Second Rounds) at Lubbock, Texas

1996-97 (31-7, 17-1 BIG EAST)

Coach: Muffet McGraw

Captains: Jeannine Augustin, Beth Morgan, Mollie Peirick

Home: 11-1, Away: 13-4, Neutral: 7-2

Nov.	15	(20/25) Kent State !	W	66-41	H
	17	(20/25) Iowa (6/6) !	W	61-50	A
	19	(14/17) Tennessee (3/2) #	L	59-72	N
	20	(14/7) N.C. State (8/12) #	W	64-53	N
	23	(14/17) Bowling Green	W	85-70	A
	29	(9/12) Ohio %	W	95-82	N
	30	(9/12) Georgia Tech %	W	76-69	A
Dec.	5	(7/14) Purdue	L	58-73	A
	7	(7/14) Providence	W	91-75	H
	9	(10/17) Wisconsin (19/13)	L	69-81	H
	11	(10/17) Indiana	W	71-63	H
	21	(16/19) Valparaiso	W	75-56	A
Jan.	2	(17/22) Seton Hall	W	87-47	A
	4	(17/22) Ohio State	L	67-74	A
	7	(21/24) Boston College	W	61-57	A
	9	(21/24) West Virginia	W	103-58	H
	12	(21/24) Villanova	W	77-54	A
	15	(21/24) Syracuse	W	72-45	A
	18	(21/24) Pittsburgh	W	65-49	H
	21	(19/22) Rutgers	W	76-61	H
	25	(19/22) Georgetown	W	67-63	H
	29	(19/22) Miami (Fla.)	W	72-71	A
Feb.	2	(19/22) St. John's	W	75-47	A
	6	(15/21) Syracuse	W	90-73	H
	9	(15/21) Connecticut (1/1)	L	49-72	A
	12	(17/18) Boston College	W	91-64	H
	16	(17/18) Providence	W	97-74	A
	19	(16/17) Villanova	W	68-51	H
	22	(16/17) Seton Hall	W	75-61	H
	25	(14/15) West Virginia	W	80-67	A
Mar.	2	(14/15) Rutgers ^	W	86-58	N
	3	(13/15) Georgetown ^	W	84-43	N
	4	(13/15) Connecticut (1/1) ^	L	77-86	A
	15	(15/14) Memphis &	W	93-62	N
	17	(15/14) Texas (14/13) &	W	86-83	A
	22	(15/14) Alabama (8/7) *	W	87-71	N
	24	(15/14) George Washington (22/16) *	W	62-52	N
	28	(15/14) Tennessee (10/11) **	L	66-80	N

! Preseason WNIT; # Preseason WNIT Semifinals/Third-Place Game at Ruston, La.; % Comfort Inn Downtown Classic at Atlanta, Ga.; ^ BIG EAST Tournament at Storrs, Conn.; * NCAA Championship (First and Second Rounds) at Austin, Texas; ** NCAA Championship (Regional Semifinal and Final) at Columbia, S.C.; ** NCAA Women's Final Four (National Semifinal) at Cincinnati, Ohio

1997-98 (22-10, 12-6 BIG EAST)

Coach: Muffet McGraw

Captains: Sheila McMillen, Mollie Peirick

Home: 12-1, Away: 7-7, Neutral: 3-2

Nov.	18	Butler	W	71-65	H
	22	Duke (19/19)	L	62-80	A
	28	UC Santa Barbara	W	86-75	A
	30	UCLA	W (2ot)	93-91	A
Dec.	3	Rutgers	L	67-80	A
	6	Connecticut (3/2)	L	59-78	H
	8	Wisconsin (17/19)	L	77-89	A
	10	Purdue	W	77-71	H

	13	South Florida	W	73-50	H
	28	San Francisco	W	62-47	H
	31	Pittsburgh	W	66-46	A
Jan.	6	Georgetown	W	69-44	A
	8	Miami (Fla.)	W	75-47	H
	10	St. John's	W	77-57	A
	14	West Virginia	W	86-78	H
	17	Boston College	L	76-78	A
	21	Syracuse	W	87-69	A
	24	Providence	W	109-60	H
	28	Villanova	L	54-70	A
	31	Seton Hall	W	91-35	H
Feb.	3	Miami (Fla.)	L	76-77	A
	12	St. John's	W	76-44	H
	15	Pittsburgh	W	75-60	H
	18	Georgetown	W	80-54	H
	21	Connecticut (2/2)	L	61-73	A
	24	Rutgers	W	71-64	H
	28	St. John's ^	W	94-57	N
Mar.	1	Villanova ^	W	56-48	N
	2	Connecticut (2/3) ^	L	53-73	N
	13	Southwest Missouri State &	W	78-64	N
	15	Texas Tech (6/5) &	W	74-59	A
	21	Purdue (21/22) *	L	65-70	N

^ BIG EAST Tournament at Piscataway, N.J.; & NCAA Championship (First and Second Rounds) at Lubbock, Texas; * NCAA Championship (Regional Semifinal) at Lubbock, Texas

1998-99 (26-5, 15-3 BIG EAST)

Coach: Muffet McGraw

Captain: Sheila McMillen

Home: 12-1, Away: 12-3, Neutral: 2-1

Nov.	14	(17/19) UCLA (6/6)	W	99-82	H
	18	(11/19) Butler	W	71-60	A
	21	(11/19) Duke (6/4)	W	84-57	H
	24	(7/10) Illinois (25/23)	W	101-93	H
	28	(7/10) San Francisco	W	74-43	A
Dec.	2	(6/9) Toledo	W	82-64	H
	8	(6/6) Connecticut (1/1)	L	81-106	H
	12	(6/6) Villanova	W	63-62	H
	19	(6/7) South Florida	W	83-63	A
	21	(7/7) Michigan State	W	75-64	A
	30	(7/7) Boston College	L	65-78	A
Jan.	2	(7/7) Georgetown	W	93-61	A
	7	(9/9) West Virginia	W	111-90	H
	10	(9/9) Providence	W	79-56	H
	16	(9/9) Pittsburgh	W	81-72	A
	20	(9/9) Seton Hall	W	87-47	A
	23	(9/9) St. John's	W	99-60	H
	26	(9/9) Syracuse	W	94-61	A



2025-26 NOTRE DAME WOMEN'S BASKETBALL

	30	(7/7) Providence	W	97-59	A
Feb.	3	(6/7) Boston College (20/22)	W	74-59	H
	6	(6/7) Seton Hall	W	77-49	H
	10	(6/6) Villanova	W	74-52	A
	13	(6/6) Rutgers (9/12)	L	57-77	A
	17	(9/9) Syracuse	W	82-60	H
	20	(9/9) West Virginia	W	89-54	A
	23	(10/10) Miami (Fla.)	W	89-62	H
	28	(10/10) Villanova ^	W	83-53	N
Mar.	1	(10/10) Rutgers (7/8) ^	W	68-61	A
	2	(8/9) Connecticut (6/5) ^	L	75-96	N
	13	(8/9) Saint Mary's (Calif.) &	W	61-57	N
	15	(8/9) LSU (21/21) &	L	64-74	A

^ BIG EAST Tournament at Piscataway, N.J.; & NCAA Championship (First and Second Rounds) at Baton Rouge, La.

1999-00 (27-5, 15-1 BIG EAST)

Coach: Muffet McGraw

Captains: Julie Henderson, Niele Ivey

Home: 15-0, Away: 9-3, Neutral: 3-2

Nov.	20	(7/9) Toledo	W	68-52	A
	27	(6/6) Illinois (15/15)	L	67-77	A
Dec.	1	(11/8) Butler	W	77-57	H
	4	(11/8) North Carolina (9/12) #	W	99-86	N
	5	(11/8) Liberty #	W	85-68	N
	8	(7/6) Purdue (18/16)	L	61-71	A
	11	(7/6) Michigan State	W	84-54	H
	19	(11/7) Florida International	W	68-62	A
	27	(12/8) USC	W	74-59	H
	29	(10/8) Valparaiso	W	88-65	H
Jan.	2	(10/8) Marquette	W	75-60	H
	5	(8/6) West Virginia	W	75-54	H
	8	(8/6) Georgetown	W	82-60	A
	11	(6/6) Seton Hall	W	80-52	H
	15	(6/6) Syracuse	W	71-56	H
	18	(5/6) Pittsburgh	W	67-53	A
	22	(5/6) Miami (Fla.)	W	76-54	A
	26	(5/5) St. John's	W	69-49	A
	29	(5/5) Georgetown	W	87-56	H
Feb.	1	(5/5) Providence	W	90-60	A
	5	(5/5) Boston College (18/18)	W	72-59	H
	9	(5/5) Pittsburgh	W	81-74	H
	12	(5/5) St. John's	W	94-51	H
	16	(5/5) Villanova	W	70-52	A
	19	(5/5) Rutgers (8/11)	W (ot)	78-74	A
	22	(5/5) Miami (Fla.)	W	83-68	H
	26	(5/5) Connecticut (1/1)	L	59-77	A
Mar.	5	(6/6) Miami (Fla.) ^	W	67-52	N
	6	(5/5) Rutgers (8/10) ^	L (ot)	72-81	N
	17	(5/6) San Diego &	W	87-61	H
	19	(5/6) George Wash. (NR/23) &	W	95-60	H
	25	(5/6) Texas Tech (11/11) *	L	65-69	N

- Wachovia Women's Basketball Invitational at Richmond, Va.; ^ BIG EAST Tournament at Storrs, Conn.; & NCAA Championship (First and Second Rounds) at Notre Dame, Ind.; * NCAA Championship (Regional Semifinal) at Memphis, Tenn.

2000-01 (34-2, 15-1 BIG EAST)

Coach: Muffet McGraw

Captains: Niele Ivey, Ruth Riley

Home: 15-0, Away: 11-2, Neutral: 8-0

Nov.	17	(6/5) Valparaiso	W	71-46	A
	20	(5/5) Arizona	W	95-65	H
	22	(5/5) Wisconsin (19) #	W	83-56	A
	24	(5/5) Georgia (6/6) #	W	75-73	N
	27	(4/4) Fordham	W	89-44	H
Dec.	3	(4/4) North Carolina S	W	78-55	N
	6	(4/4) Villanova	W	64-33	H
	9	(4/4) Purdue (6/5)	W	72-61	H
	18	(3/3) Western Michigan	W	84-54	H
	21	(3/3) Marquette	W	75-56	A
	28	(3/3) USC	W	70-61	A
	31	(3/3) Rice	W	80-40	H
Jan.	3	(3/3) Virginia Tech	W	75-64	A
	6	(3/3) Rutgers (9/10)	W	67-46	H
	9	(3/3) St. John's	W	84-49	A
	13	(3/3) Virginia Tech	W	75-55	H
	15	(3/3) Connecticut (1/1)	W	92-76	H
	21	(3/3) Seton Hall	W	72-47	A
	24	(1/1) West Virginia	W	87-64	A
	31	(1/1) Providence	W	64-44	H
Feb.	2	(1/1) Boston College	W	81-65	A
	7	(1/1) Pittsburgh	W	72-58	H
	14	(1/1) Syracuse	W	75-61	A
	17	(1/1) Rutgers (11/14)	L	53-54	A
	20	(2/2) Miami (Fla.)	W	81-43	H
	24	(2/2) Georgetown	W	65-53	H
	27	(2/2) Pittsburgh	W	82-63	A
Mar.	4	(2/2) Georgetown ^	W	89-33	N
	5	(1/1) Virginia Tech ^	W	67-49	N
	6	(1/1) Connecticut (2/2) ^	L	76-78	A
	17	(2/2) Alcorn State &	W	98-49	H
	19	(2/2) Michigan &	W	88-54	H
	24	(2/2) Utah (17/16) *	W	69-54	N
	26	(2/2) Vanderbilt (10/13) *	W	72-64	N
	30	(2/2) Connecticut (1/1) **	W	90-75	N
Apr.	1	(2/2) Purdue (9/8) **	W	68-66	N

- Coaches vs. Cancer Challenge at Madison, Wis.; S - Honda Elite 4 Classic at Lake Buena Vista, Fla.; ^ BIG EAST Tournament at Storrs, Conn.; & NCAA Championship (First and Second Rounds) at Notre Dame, Ind.; * NCAA Championship (Regional Semifinal and Final) at Denver, Colo.; ** NCAA Women's Final Four (National Semifinal and Final) at St. Louis, Mo.

2001-02 (20-10, 13-3 BIG EAST)

Coach: Muffet McGraw

Captain: Ericka Haney

Home: 13-1, Away: 6-7, Neutral: 1-2

Nov.	18	(15/14) Valparaiso	W	42-35	H
	21	(15/15) Colorado State (20/22)	L	66-72	A
	24	(15/15) Arizona	L	70-72	A
	26	(23/23) Army	W	89-57	H
Dec.	2	(23/23) Michigan (16/17) ^	L	63-78	N
	6	Purdue (7/8)	L	57-70	A
	9	USC	W	62-49	H
	12	Western Michigan	W	71-48	H
	22	Marquette	W	60-33	H
	28	Rice	L	61-72	A
	31	DePaul	W	79-50	H
Jan.	2	Miami (Fla.)	W	69-65	A
	5	Providence	W	72-66	H
	9	Seton Hall	W	79-45	H
	12	Villanova	L	59-60	A
	19	Providence	W	69-41	A
	21	Connecticut (1/1)	L	53-80	A
	26	Virginia Tech (16/17)	W	64-57	H



29	Syracuse	W	71-46	H
Feb. 2	Seton Hall	W	65-60	A
5	Pittsburgh	W	68-56	A
10	Boston College (16/18)	W	60-44	H
13	(23) St. John's	W	66-31	H
16	(23) Rutgers	W	57-52	A
19	(22) West Virginia	W	72-63	H
23	(22) Georgetown	W	86-66	A
26	(21/25) Villanova	L	45-48	H
Mar. 3	(21/25) Syracuse *	L	79-84	N
15	New Mexico **	W	58-44	N
17	Tennessee (6/6) **	L	50-89	A

^ Women's College Basketball Showcase at Grand Rapids, Mich.; * BIG EAST Tournament at Piscataway, N.J.; ** NCAA Championship (First and Second Rounds) at Knoxville, Tenn.

2002-03 (21-11, 10-6 BIG EAST)

Coach: Muffet McGraw

Captains: Alicia Ratay, Le' Tania Severe

Home: 9-4, Away: 10-4, Neutral: 2-3

Nov. 26	(10/10) Cleveland State	W	107-65	H
29	(10/10) USC	W	69-57	A
Dec. 4	(9/9) Valparaiso	W	74-68	A
7	(9/9) Arizona State #	W	81-52	A
11	(8/8) DePaul	L	59-75	A
14	(8/8) Temple	W	84-61	H
21	(12/11) IPFW	W	82-54	H
23	(12/11) Colorado State	W	46-45	H
28	(12/12) Tennessee (5/5)	L	61-77	N
31	(13/13) Marquette	W	75-68	A
Jan. 4	(13/13) Purdue (7/6)	L	54-71	H
8	(16/17) West Virginia	W	66-59	A
11	(16/17) Miami (Fla.)	L	70-80	H
14	(21/20) St. John's	W	71-42	A
18	(21/20) Rutgers	L	61-64	H
20	(21/20) Connecticut (3/2)	L	52-73	H
25	(NR/23) Villanova (20/24)	W	58-56	A
29	(NR/24) Boston College (NR/25)	L	48-76	A
Feb. 1	(NR/24) West Virginia	W	69-64	H
5	Georgetown	W	74-49	H
9	Virginia Tech	L	50-53	A
12	St. John's	W	76-48	H
16	Providence	W	67-61	A
23	Connecticut (1/1)	L	59-77	A
26	Pittsburgh	W	77-69	H
Mar. 1	Seton Hall	W	62-60	H
4	Syracuse	W	62-54	A
8	Pittsburgh ^	W	73-65	N
9	Villanova (20/18) ^	L	39-50	N
23	Arizona (22/22) *	W	59-47	N
25	Kansas State (8/7) *	W	59-53	A
30	Purdue (10/10) **	L	47-66	N

AstraZeneca Hoops for the Cure Classic II at Tempe, Ariz.; ^ BIG EAST Tournament at Piscataway, N.J.; * NCAA Championship (First and Second Rounds) at Manhattan, Kan.; ** NCAA Championship (Regional Semifinal) at Dayton, Ohio

2003-04 (21-11, 12-4 BIG EAST)

Coach: Muffet McGraw

Captain: Le' Tania Severe

Home: 15-0, Away: 5-9, Neutral: 1-2

Nov. 14	(15/16) Auburn (22/25) #	W	77-64	N
15	(15/16) Colorado (20/20) #	L (ot)	63-67	A
21	(20/20) Valparaiso	W	74-57	H
26	(17/17) Michigan State	L	63-92	A
30	(17/17) Tennessee (3/3)	L	59-83	A
Dec. 4	Wisconsin	W	82-64	H
7	Washington	L	74-85	A
13	Dayton	W	78-41	H
22	USC	W	73-62	H
29	Colorado State	W	63-59	A

Jan. 1	Marquette	W	72-64	H
4	Purdue (7/8) \$	L	63-76	A
7	Georgetown	L	73-76	A
10	Virginia Tech (16/15)	W	53-40	H
13	Connecticut (4/4)	W	66-51	H
17	West Virginia	L	51-64	A
21	Syracuse	W	64-35	A
24	Villanova (23/25)	W	38-36	H
28	Miami (Fla.) (17/16)	W	59-50	A
31	Boston College (NR/23)	W	52-50	H
Feb. 4	(23) Georgetown	W	66-52	H
8	(23) Seton Hall	L	45-51	A
14	Providence	W	81-51	A
17	St. John's	W	69-56	A
21	Pittsburgh	W	72-68	A
25	Miami (Fla.) (21/19)	W	93-58	H
28	Rutgers	L	55-69	A
Mar. 2	Syracuse	W	54-33	H
7	Rutgers ^	L	45-51	N
21	Southwest Missouri State *	W (ot)	69-65	H
23	Middle Tennessee *	W	59-46	H
27	Penn State (5/7) **	L	49-55	N

WBCA Classic at Boulder, Colo.; \$ BIG EAST/Big Ten Challenge at West Lafayette, Ind.; ^ BIG EAST Tournament at Hartford, Conn.; * NCAA Championship (First and Second Rounds) at Notre Dame, Ind.; ** NCAA Championship (Regional Semifinal) at Hartford, Conn.

2004-05 (27-6, 13-3 BIG EAST)

Coach: Muffet McGraw

Captains: Jacqueline Batteast, Teresa Borton,

Megan Duffy

Home: 14-2, Away: 11-3, Neutral: 2-1

Nov. 12	(10/11) Illinois State #	W	92-73	H
14	(10/11) Nebraska #	W	73-57	H
17	(11/10) Duke (6/6) #	W	76-65	H
20	(11/10) Ohio St. (10/9) #	W	66-62	H
22	(6/6) Colorado State	W	69-47	H
26	(6/6) USC	W	60-56	A
30	(3/3) Valparaiso	W	69-59	A
Dec. 2	(3/3) Michigan St. (15/15)	L (ot)	73-82	H
9	(7/5) Dayton	W	65-39	A
11	(7/5) Washington	W	72-58	H
19	(7/5) Marquette	W	50-47	A
30	(6/4) Northern Illinois	W	73-49	A
Jan. 2	(6/4) Seton Hall	W	54-33	H
5	(4/3) Syracuse	W	75-58	H
9	(4/3) at Villanova	L	54-59	A
12	(7/6) Connecticut (16/16)	L	50-67	H
16	(7/6) Purdue (20/20) \$	W	86-69	H
19	(11/10) Syracuse	W	74-61	A
23	(11/10) Rutgers (6/7)	W	63-47	H
26	(6/7) St. John's	W	72-65	H
30	(6/7) Connecticut (9/10)	W	65-59	A
Feb. 2	(6/7) Boston College (16/13)	W	64-57	H
5	(6/7) Pittsburgh	W	75-47	A
9	(6/7) Providence	W	75-57	A
12	(6/7) Georgetown	W	72-58	H
15	(5/7) Boston College (25/22)	W	54-47	A
19	(5/7) Rutgers (10/10)	L	48-59	A
26	(10/10) West Virginia	W	82-57	H
Mar. 1	(10/10) Seton Hall	W	41-35	A
6	(10/10) West Virginia ^	W	70-59	N
7	(10/10) Connecticut (13/14) ^	L	54-67	A
19	(11/13) UC Santa Barbara *	W	61-51	N
21	(11/13) Arizona State (NR/24) *	L	61-70	N

Preseason WNIT; \$ BIG EAST/Big Ten Challenge at Notre Dame, Ind.; ^ BIG EAST Tournament at Hartford, Conn.; * NCAA Championship (First and Second Rounds) at Fresno, Calif.

2005-06 (18-12, 8-8 BIG EAST)



2025-26 NOTRE DAME WOMEN'S BASKETBALL

Coach: Muffet McGraw

Captains: Megan Duffy, Courtney LaVere

Home: 8-5, Away: 7-6, Neutral: 3-1

Nov.	18	(15/16) Michigan	W	55-45	H
	20	(15/16) Western Michigan	W	71-68	A
	23	(13/15) Indiana	W	74-61	A
	27	(13/15) USC (24/21)	W	73-62	H
	29	(11/12) Iona	W	74-55	H
Dec.	4	(11/12) Wisconsin	W	77-72	A
	7	(10/10) Purdue (24/23)	L	54-65	A
	17	(13/14) Arkansas State #	W	77-54	N
	18	(13/14) Utah (22/21) #	W	68-55	N
	28	(12/11) Valparaiso	W	58-50	H
	31	(12/11) Tennessee (1/1)	L	51-62	H
Jan.	4	(12/12) St. John's	L	63-66	A
	7	(12/12) Seton Hall	L	61-74	H
	10	(20/19) Marquette	W (ot)	67-65	H
	14	(20/19) Louisville	L	51-61	A
	17	(24/22) DePaul (10/10)	W	78-75	H
	21	(24/22) Georgetown	W	54-52	A
	24	(21/21) Rutgers (10/9)	L	43-69	A
	28	(21/21) South Florida	L (ot)	64-68	H
	31	Syracuse	W	67-55	A
Feb.	4	Providence	W	66-48	H
	7	Villanova	L (ot)	65-69	H
	12	DePaul (17/15)	L	50-79	A
	19	Connecticut (8/6)	L	64-79	H
	22	West Virginia	W	70-58	A
	25	Cincinnati	W (ot)	75-66	A
	28	Pittsburgh	W	72-65	H
Mar.	4	South Florida ^	W	73-66	N
	5	Connecticut (7/7) ^	L	60-71	A
	19	Boston College *	L	61-78	N

Duel in the Desert at Las Vegas, Nev.; ^ BIG EAST Tournament at Hartford, Conn.; * NCAA Championship (First Round) at West Lafayette, Ind.

2006-07 (20-12, 10-6 BIG EAST)

Coach: Muffet McGraw

Captains: Tulyah Gaines, Breona Gray

Home: 14-2, Away: 5-8, Neutral: 1-2

Nov.	10	Central Michigan	W	88-66	H
	13	Bowling Green	W (ot)	85-81	H
	16	Penn State	L	49-75	A
	19	Western Michigan	W	87-67	H
	24	USC	L	58-69	A
	28	Richmond	W	87-66	H
Dec.	1	Michigan	W	61-58	A
	3	Indiana	L	51-54	H
	6	Purdue (10/9)	W	67-58	H
	16	IUPUI	W	75-65	H
	19	Valparaiso	W	60-59	A
	28	Prairie View A&M	W	94-55	H
	30	Tennessee (4/4)	L	54-78	A
Jan.	2	Seton Hall	W	64-61	A
	10	Cincinnati	W	81-70	H
	13	South Florida	L (ot)	78-87	A
	16	St. John's	W	83-65	H
	20	Syracuse	W	83-55	H
	23	Marquette (17/18)	L	62-71	A
	27	Connecticut (7/5)	L	47-64	A
	31	Pittsburgh	L	62-71	A
Feb.	4	West Virginia	W	77-67	H
	7	Louisville (17/16)	W	64-55	H
	11	DePaul	W	78-70	H
	13	Villanova	W	75-58	A
	17	Providence	W	82-65	A
	21	Georgetown	W	73-48	H
	24	Rutgers (21/22)	L	60-76	H
	26	DePaul	L	73-87	A

Mar.	3	DePaul ^	L	71-76	N
	18	California *	W	62-59	N
	20	North Carolina (2/2) *	L	51-60	N

^ BIG EAST Tournament at Hartford, Conn.; * NCAA Championship (First and Second Rounds) at Pittsburgh, Pa.

2007-08 (25-9, 11-5 BIG EAST)

Coach: Muffet McGraw

Captains: Charel Allen, Tulyah Gaines, Amanda Tsipis

Home: 13-3, Away: 10-4, Neutral: 2-2

Nov.	9	(24) Miami (Ohio) #	W	98-50	H
	13	(23/25) Western Kentucky #	W	78-59	H
	16	(23/25) Maryland (3/3) #	L	59-75	A
	20	(23/24) Central Michigan	W	94-41	A
	24	(23/24) Boston College	W	88-58	H
	27	(22/23) Canisius	W	93-47	H
Dec.	2	(22/23) Michigan	W	77-46	H
	5	(16/20) Bowling Green	W (ot)	86-84	A
	8	(16/20) Purdue	W	61-48	A
	12	(17/17) Valparaiso	W	94-56	H
	21	(17/17) IUPUI	W	67-44	A
	29	(16/16) Saint Francis (Pa.)	W	82-39	H
Jan.	2	(14/14) Richmond	W	84-59	A
	5	(14/14) Tennessee (3/3)	L	63-87	H
	8	(14/14) Louisville	W	82-74	A
	13	(14/14) West Virginia (16/16)	L	50-56	A
	16	(17/15) Villanova	W	69-58	H
	19	(17/15) Georgetown	W	104-86	A
	22	(16/16) DePaul (NR/25)	L	80-81	H
	27	(16/16) Connecticut (1/1)	L	64-81	H
	30	(20/20) Providence	W	85-54	H
Feb.	2	(20/20) Cincinnati	W	73-41	A
	10	(16/17) Pittsburgh (15/15)	W	81-66	H
	13	(16/16) Marquette	W	99-76	H
	16	(16/16) Syracuse (21/23)	W	79-67	A
	19	(14/14) Rutgers (5/4)	L	51-57	A
	24	(14/14) DePaul	W	66-64	A
	27	(14/14) South Florida	W	92-49	H
Mar.	1	(14/14) Seton Hall	W	70-55	H
	3	(9/14) St. John's	L	51-61	A
	9	(9/15) Pittsburgh ^	L	53-64	N
	23	(15/19) SMU *	W	75-62	N
	25	(15/19) Oklahoma (14/13) *	W (ot)	79-75	N
	30	(15/19) Tennessee (3/3) **	L	64-74	N

Preseason WNIT; ^ BIG EAST Tournament at Hartford, Conn.; * NCAA Championship (First and Second Rounds) at West Lafayette, Ind.; ** NCAA Championship (Regional Semifinal) at Oklahoma City, Okla.

2008-09 (22-9, 10-6 BIG EAST)

Coach: Muffet McGraw

Captains: Ashley Barlow, Melissa Lechlitner,

Lindsay Schrader

Home: 11-3, Away: 10-5, Neutral: 1-1

Nov.	16	(16/14) LSU (24/22) #	W	62-53	A
	19	(15/15) Evansville	W	96-61	H
	23	(15/15) Boston College	W	102-54	A
	25	(14/10) Georgia Southern	W	85-36	H
	29	(14/10) Michigan State (24)	W	78-72	H
Dec.	2	(11/8) Eastern Michigan	W	83-63	A
	7	(11/8) Purdue (17/20)	W	62-51	H
	10	(8/8) Michigan	L (ot)	59-63	A
	13	(8/8) Valparaiso	W	63-55	A
	20	(13/7) Loyola (ILL)	W	89-45	H
	28	(12/6) Charlotte	W	68-61	A
	30	(12/6) Vanderbilt (20/19)	W	59-57	A
Jan.	3	(12/6) Seton Hall	W	66-60	A
	6	(12/4) DePaul	W	86-62	A



10	(12/4) Georgetown	W	84-63	H
13	(10/4) Marquette	L	65-75	A
17	(10/4) St. John's	W	70-67	H
24	(13/9) Villanova	L	48-55	A
27	(17/13) Rutgers	L	68-78	H
31	(17/13) Cincinnati	W	66-50	H
Feb. 3	(19/16) Pittsburgh (22/24)	L	70-82	A
8	(19/16) DePaul (25/25)	W	62-59	H
11	(22/22) Louisville (10/12)	L	66-71	H
17	(24/24) South Florida	W	86-79	A
22	(24/24) Connecticut (1/1)	L	66-76	A
24	(23/22) Syracuse	W	90-79	H
28	(23/22) Providence	W	65-56	A
Mar. 2	(20/22) West Virginia	W	72-66	H
7	(20/17) St. John's ^	W	62-45	N
8	(20/17) Villanova ^	L	47-58	N
22	(23/20) Minnesota *	L	71-79	H

State Farm Tip-Off Classic at Baton Rouge, La.; ^ BIG EAST Tournament at Hartford, Conn.; * NCAA Championship (First Round) at Notre Dame, Ind.

2009-10 (29-6, 12-4 BIG EAST)

Coach: Muffet McGraw

Captains: Ashley Barlow, Melissa Lechltner, Lindsay Schrader

Home: 16-1, Away: 8-4, Neutral: 5-1

Nov. 15	(4/7) Arkansas-Pine Bluff	W	102-57	H
19	(5/6) Michigan State (21/21)	W	68-67	A
22	(5/6) Iowa	W	80-45	H
26	(5/6) San Diego State (23/24) #	W	84-79	N
27	(5/6) South Carolina #	W	78-55	N
28	(5/6) Oklahoma (20/17) #	W	81-71	N
Dec. 2	(5/6) Eastern Michigan	W	69-59	H
8	(3/4) IPFW	W	96-60	H
12	(3/4) Valparaiso	W	88-47	H
20	(4/4) Charlotte	W	90-31	H
29	(3/3) Central Florida	W	85-52	A
31	(3/3) Vanderbilt (18/16)	W	74-69	H
Jan. 4	(3/3) Purdue	W	79-75	A
9	(3/3) Villanova	W	81-46	H
12	(3/3) South Florida	W	81-64	H
16	(3/3) Connecticut (1/1)	L	46-70	A
19	(4/5) Louisville	W	78-60	A
24	(4/5) West Virginia (16/11)	W	74-66	H
27	(3/3) Providence	W	84-59	H
30	(3/3) Syracuse	W	74-73	A
Feb. 1	(3/3) Rutgers	W	75-63	A
6	(3/3) Pittsburgh	W	86-76	H
9	(4/3) Cincinnati	W	66-50	A
14	(4/3) DePaul	W	90-66	H
16	(4/3) St. John's (22/23)	L	71-76	A
20	(4/3) Georgetown (14/12)	L	66-76	A
23	(7/8) Marquette	W	82-67	H
27	(7/8) Seton Hall	W	72-47	A
Mar. 1	(6/8) Connecticut (1/1)	L	51-76	H
6	(6/7) Louisville ^	W	89-52	N
7	(6/7) St. John's (16/16) ^	W	75-67	N
8	(6/7) Connecticut (1/1) ^	L	44-59	A
21	(7/7) Cleveland State *	W	86-58	H
23	(7/7) Vermont *	W	84-66	H
28	(7/7) Oklahoma (12/12) **	L (ot)	72-77	N

Paradise Jam at St. Thomas, U.S. Virgin Islands; ^ BIG EAST Tournament at Hartford, Conn.; * NCAA Championship (First and Second Rounds) at Notre Dame, Ind.; ** NCAA Tournament (Regional Semifinal) at Kansas City, Mo.

2010-11 (31-8, 13-3 BIG EAST)

Coach: Muffet McGraw

Captains: Becca Bruszewski, Brittany Mallory

Home: 15-2, Away: 8-5, Neutral: 8-1

Nov. 12	(12/12) New Hampshire	W	99-48	H
15	(12/12) Morehead State	W	91-28	H
18	(12/12) UCLA (15/15)	L (2ot)	83-86	H
21	(12/12) Kentucky (9/10)	L	76-81	A
26	(18/16) IUPUI #	W	95-29	H
27	(18/16) Wake Forest #	W	92-69	H
28	(18/16) Butler #	W	85-54	H
Dec. 1	(16/16) Baylor (2/3)	L	65-76	A
5	(16/16) Purdue	W	72-51	H
8	(18/18) Providence	W	79-43	A
11	(18/18) Creighton	W	91-54	H
20	(17/16) Valparaiso	W	94-43	A
29	(16/14) Gonzaga %	W	70-61	N
30	(16/14) Loyola Marymount %	W	91-47	N
Jan. 2	(16/14) Southeast Missouri State	W	97-21	H
5	(13/12) Marquette	W	73-55	A
8	(13/12) Connecticut (2/2)	L	76-79	H
12	(12/12) Louisville	W	80-60	H
15	(12/12) Pittsburgh	W	82-50	A
18	(11/10) Georgetown (16/17)	W	80-58	H
23	(11/10) St. John's (NR/23)	W	69-36	H
29	(9/9) Villanova	W	58-43	A
Feb. 1	(8/8) Syracuse (NR/25)	W	71-48	H
5	(8/8) South Florida	W	76-68	A
8	(8/8) Seton Hall	W	89-38	H
12	(8/8) Rutgers	W	71-49	H
19	(8/8) Connecticut (2/2)	L	57-78	A
22	(8/7) West Virginia (19/18)	W	72-60	A
26	(8/7) Cincinnati	W	66-48	H
28	(7/7) DePaul (12/11)	L	69-70	A
Mar. 6	(7/8) Louisville ^	W	63-53	N
7	(10/8) DePaul (9/13) ^	W	71-67	N
8	(10/7) Connecticut (1/1) ^	L	64-73	A
19	(9/7) Utah *	W	67-54	N
21	(9/7) Temple *	W	77-64	N
26	(9/7) Oklahoma (21/20) **	W	78-53	N
28	(9/7) Tennessee (4/4) **	W	73-59	N
Apr. 3	(9/7) Connecticut (1/1) ***	W	72-63	N
5	(9/7) Texas A&M (7/8) ***	L	70-76	N

WBCA Classic at Notre Dame, Ind.; % State Farm Holiday Hoops Classic at Seattle, Wash.; ^ BIG EAST Tournament at Hartford, Conn.; * NCAA Championship (First and Second Rounds) at Salt Lake City, Utah; ** NCAA Championship (Regional Semifinal and Final) at Dayton, Ohio; *** NCAA Women's Final Four (National Semifinal and Final) at Indianapolis, Ind.

2011-12 (35-4, 15-1 BIG EAST)

Coach: Muffet McGraw

Captains: Brittany Mallory, Natalie Novosel, Devereaux Peters

Home: 17-1, Away: 11-2, Neutral: 7-1

Nov. 11	(2/2) Akron #	W	81-61	H
13	(2/2) Indiana State #	W	99-34	H
17	(2/2) Hartford #	W	98-43	H
20	(2/2) Baylor (1/1) #	L	81-94	A
25	(4/3) USC %	W	80-58	N
26	(4/3) Duke (7/6) %	W	56-54	N
Dec. 2	(3/3) Pennsylvania	W	69-38	H
4	(3/3) Creighton	W	76-48	A
7	(3/3) Marquette	W	95-42	H
10	(3/3) Purdue (12/14)	W	66-38	A
18	(3/3) Kentucky (8/7)	W	92-83	H
20	(3/3) Central Florida	W	90-38	H
28	(3/3) Longwood	W	92-26	H
30	(3/3) Mercer	W	128-42	A
Jan. 4	(3/3) Seton Hall	W	74-36	A
7	(3/3) Connecticut (2/2)	W (ot)	74-67	H



2025-26 NOTRE DAME WOMEN'S BASKETBALL

	10	(2/2)	Georgetown (18/17)	W	80-60	A
	14	(2/2)	Cincinnati	W	76-50	A
	17	(2/2)	Pittsburgh	W	120-44	H
	21	(2/2)	Villanova	W	76-43	H
	23	(2/2)	Tennessee (7/9)	W	72-44	H
	28	(2/2)	St. John's	W	71-56	A
	31	(2/2)	Rutgers (13/14)	W	71-41	A
Feb.	5	(2/2)	DePaul (NR/23)	W	90-70	H
	7	(2/2)	Syracuse	W	74-55	A
	12	(2/2)	West Virginia	L	63-65	H
	14	(4/4)	Providence	W	66-47	H
	20	(3/4)	Louisville (16/16)	W	68-52	A
	25	(3/3)	South Florida	W	80-68	H
	27	(3/3)	Connecticut (4/4)	W	72-59	A
Mar.	4	(3/3)	DePaul (NR/23) ^	W	69-54	A
	5	(3/3)	West Virginia (25) ^	W	73-45	N
	6	(3/3)	Connecticut (4/4) ^	L	54-63	A
	18	(4/4)	Liberty *	W	74-43	H
	20	(4/4)	California *	W	73-62	H
	25	(4/4)	St. Bonaventure (21/25)**	W	79-35	N
	27	(4/4)	Maryland (5/5) **	W	80-49	N
Apr.	1	(4/4)	Connecticut (3/3) ***	W (ot)	83-75	N
	3	(4/4)	Baylor (1/1) ***	L	61-80	N

Preseason WNIT; % Junkanoo Jam at Freeport, Bahamas; ^ BIG EAST Tournament at Hartford, Conn.; * NCAA Championship (First and Second Rounds) at Notre Dame, Ind.; ** NCAA Championship (Regional Semifinal and Final) at Raleigh, N.C.; *** NCAA Women's Final Four (National Semifinal and Final) at Denver, Colo.

2012-13 (35-2, 16-0 BIG EAST)

Coach: Muffet McGraw

Captains: Skylar Diggins, Kaila Turner

Home: 13-1, Away: 13-0, Neutral: 9-1

Nov.	9	(7/6)	Ohio State (19/21) #	W	57-51	N
	18	(7/6)	Massachusetts	W	94-50	H
	20	(5/5)	Mercer	W	93-36	H
	23	(5/5)	UCLA (19/22)	W	76-64	A
	29	(5/5)	Central Michigan	W	72-63	A
Dec.	5	(5/5)	Baylor (3/3)	L	61-73	H
	8	(5/5)	Utah State	W	109-70	H
	19	(5/5)	Alabama A&M %	W	100-39	N
	20	(5/5)	Kansas State %	W	87-57	N
	21	(5/5)	Texas A&M (22/22) %	W	83-74	N
	29	(5/5)	Purdue (11/11)	W	74-47	H
	31	(5/5)	St. Francis (Pa.)	W	128-55	H
Jan.	5	(5/5)	Connecticut (1/1)	W	73-72	A
	8	(2/3)	South Florida	W (ot)	75-71	A
	13	(2/3)	Rutgers	W	71-46	H
	15	(2/3)	Georgetown	W	79-64	H
	20	(2/3)	St. John's	W	74-50	H
	23	(2/3)	Pittsburgh	W	73-47	A
	26	(2/3)	Providence	W	89-44	H
	28	(2/3)	Tennessee (9/9)	W	77-67	A
Feb.	2	(2/3)	Cincinnati	W	64-42	H
	5	(2/3)	Villanova	W	59-52	A
	9	(2/3)	Seton Hall	W	69-49	A
	11	(2/3)	Louisville (10/11)	W	93-64	H
	17	(2/3)	Marquette	W	87-49	A
	24	(2/2)	DePaul	W	84-56	A
	26	(2/2)	Syracuse (22/20)	W	79-68	H
Mar.	2	(2/2)	Providence	W	92-57	A
	4	(2/2)	Connecticut (3/3)	W (ot)	96-87	H
	10	(2/2)	South Florida ^	W	75-66	N
	11	(2/2)	Louisville (16/15) ^	W	83-59	N
	12	(2/2)	Connecticut (3/3) ^	W	61-59	A
	24	(2/2)	Tennessee-Martin *	W	97-64	N
	26	(2/2)	Iowa *	W	74-57	A
	31	(2/2)	Kansas **	W	93-63	N
Apr.	2	(2/2)	Duke (5/5) **	W	87-76	N
	7	(2/2)	Connecticut (3/3) ***	L	65-83	N

Carrier Classic at Mount Pleasant, S.C.; % World Vision Classic at Las Vegas, Nev.; ^ BIG EAST Tournament at Hartford, Conn.; * NCAA Championship (First and Second Rounds) at Iowa City, Iowa; ** NCAA Championship (Regional Semifinal and Final) at Norfolk, Va.; *** NCAA Women's Final Four (National Semifinal) at New Orleans, La.

2013-14 (37-1, 16-0 ACC)

Coach: Muffet McGraw

Captains: Natalie Achonwa, Ariel Braker,

Kayla McBride

Home: 17-0, Away: 13-0, Neutral: 7-1

Nov.	9	(6/7)	UNC Wilmington	W	99-50	H
	11	(6/6)	Michigan State (19/18)	W	81-62	H
	16	(6/6)	Valparaiso	W	96-46	H
	23	(5/6)	Pennsylvania	W	76-54	A
	26	(5/6)	DePaul (25/25)	W	92-76	H
Dec.	1	(5/6)	Duquesne #	W	100-61	N
	4	(4/5)	Penn State (10/11) %	W	77-67	A
	7	(4/5)	UCLA	W	90-48	H
	14	(4/4)	Michigan	W	86-64	A
	22	(4/4)	Central Michigan	W	106-72	H
	29	(2/2)	Oregon State	W	70-58	A
Jan.	2	(2/2)	South Dakota State	W	94-51	H
	5	(2/2)	Clemson	W	71-51	H
	9	(2/2)	Boston College	W	95-53	H
	12	(2/2)	Virginia	W	79-72	A
	16	(2/2)	Pittsburgh	W	109-66	A
	20	(2/2)	Tennessee (11/10)	W	86-70	A
	23	(2/2)	Miami (Fla.)	W	79-52	H
	27	(2/2)	Maryland (8/6)	W	87-83	A
	30	(2/2)	Virginia Tech	W	74-48	H
Feb.	2	(2/2)	Duke (3/3)	W	88-67	A
	6	(2/2)	Florida State	W	81-60	A
	9	(2/2)	Syracuse	W	101-64	H
	13	(2/2)	Boston College	W	82-61	A
	17	(2/2)	Georgia Tech	W	87-72	H
	20	(2/2)	Wake Forest	W	86-61	A
	23	(2/2)	Duke (7/7)	W	81-70	H
	27	(2/2)	North Carolina (14/11)	W	100-75	H
Mar.	2	(2/2)	N.C. State (13/17)	W	84-60	A
	7	(2/2)	Florida State ^	W	83-57	N
	8	(2/2)	N.C. State (14/17) ^	W	83-48	N
	9	(2/2)	Duke (10/10) ^	W	69-53	N
	22	(2/2)	Robert Morris *	W	93-42	N
	24	(2/2)	Arizona State *	W	84-67	N
	29	(2/2)	Oklahoma St. (21/18) **	W	89-72	H
	31	(2/2)	Baylor (5/6) **	W	88-69	H
Apr.	6	(2/2)	Maryland (11/9) ***	W	87-61	N
	8	(2/2)	Connecticut (1/1) ***	L	58-79	N

at Toronto, Ontario; % Big Ten/ACC Challenge at University Park, Pa.; ^ ACC Tournament at Greensboro, N.C.; * NCAA Championship (First and Second Rounds) at Toledo, Ohio; ** NCAA Championship (Regional Semifinal and Final) at Notre Dame, Ind.; *** NCAA Women's Final Four (National Semifinal and Final) at Nashville, Tenn.

2014-15 (36-3, 15-1 ACC)

Coach: Muffet McGraw

Captains: Whitney Holloway, Michaela Mabrey,

Markisha Wright

Home: 19-1, Away: 10-1, Neutral: 7-1

Nov.	14	(3/3)	UMass Lowell	W	105-51	H
	19	(3/2)	Michigan State (15/17)	W	71-63	A
	21	(3/2)	Chattanooga	W	88-53	H
	23	(3/2)	Holy Cross +	W	104-29	H
	24	(2/2)	Harvard +	W	97-43	H
	25	(2/1)	Quinnipiac +	W	112-52	H
	30	(2/1)	Kansas #	W	89-47	N
Dec.	3	(2/1)	Maryland (15/10) %	W	92-72	H
	6	(2/1)	Connecticut (3/3) \$	L	58-76	H
	10	(5/4)	DePaul (25/25)	W (ot)	94-93	A



	13	(5/4) Michigan	W	70-50	H
	21	(5/4) Saint Joseph's (Pa.)	W	64-50	H
	28	(4/4) UCLA	W	82-67	A
Jan.	2	(4/4) Florida State	W	74-68	H
	4	(4/4) Syracuse (2/1/22)	W	85-74	A
	8	(4/4) Miami (Fla.)	L	63-78	A
	11	(4/4) Boston College	W	104-58	H
	15	(7/7) North Carolina (12/10)	W	89-79	A
	19	(6/7) Tennessee (5/6)	W	88-77	H
	22	(6/5) Georgia Tech	W	89-76	H
	24	(6/5) Clemson	W	74-36	A
	29	(4/4) Virginia Tech	W	74-50	A
Feb.	1	(4/4) Wake Forest	W	92-63	H
	5	(4/4) Virginia	W	75-54	H
	8	(4/4) Boston College	W	89-56	A
	16	(4/4) Duke (10/11)	W	63-50	H
	19	(4/4) Georgia Tech	W	71-61	A
	23	(4/4) Louisville (8/7)	W	68-52	H
	26	(4/4) Pittsburgh	W	87-59	H
Mar.	1	(4/4) N.C. State	W	67-60	A
	6	(2/2) Miami (Fla.) ^	W	77-61	N
	7	(2/2) Duke (16/16) ^	W	55-49	N
	8	(2/2) Florida State (7/6) ^	W	71-58	N
	20	(2/2) Montana *	W	77-43	H
	22	(2/2) DePaul *	W	79-67	H
	27	(2/2) Stanford (14/17) ***	W	81-60	N
	29	(2/2) Baylor (5/6) ***	W	77-68	N
Apr.	5	(2/2) S. Carolina (3/4) ***	W	66-65	N
	7	(2/2) Connecticut (1/1) ***	L	53-63	N

+ Naismith Memorial Basketball Hall of Fame Women's Challenge at Notre Dame, Ind.; # Naismith Memorial Basketball Hall of Fame Women's Challenge at Uncasville, Conn.; % ACC/Big Ten Challenge at Fort Wayne, Ind.; S Jimmy V Women's Classic at Notre Dame, Ind.; ^ ACC Tournament at Greensboro, N.C.; * NCAA Championship (First and Second Rounds) at Notre Dame, Ind.; ** NCAA Championship (Regional Semifinal and Final) at Oklahoma City, Okla.; *** NCAA Women's Final Four (National Semifinal and Final) at Tampa, Fla.

2015-16 (33-2, 16-0 ACC)

Coach: Muffet McGraw
 Captains: Lindsay Allen, Michaela Mabrey, Taya Reimer
 Home: 16-0, Away: 12-1, Neutral: 5-1

Nov.	15	(3/3) Bucknell	W	85-54	H
	18	(3/3) Toledo	W	76-54	H
	21	(3/3) South Dakota State	W	75-64	A
	23	(3/3) Valparaiso	W	110-54	A
	27	(3/3) Denver +	W	94-52	N
	28	(3/3) UCLA +	W	92-84	N
Dec.	2	(3/3) Ohio State (10/12) %	W	75-72	H
	5	(3/3) Connecticut (1/1) S	L	81-91	A
	9	(3/3) DePaul (18/17)	W	95-90	H
	12	(3/3) TCU	W	88-72	A
	21	(3/3) Saint Joseph's (Pa.)	W	91-55	A
	28	(3/3) Oregon State (10/9)	W	62-61	H
	30	(3/3) Georgia Tech	W	85-76	H
Jan.	3	(3/3) Pittsburgh	W	65-55	A
	7	(3/3) Virginia	W	74-46	A
	10	(3/3) North Carolina	W	88-54	H
	14	(3/3) Boston College	W	63-50	A
	18	(3/3) Tennessee (18/15)	W	79-66	H
	21	(3/3) Syracuse (RV/24)	W	90-62	H
	24	(3/3) Virginia Tech	W	80-41	H
	28	(3/3) Georgia Tech	W	54-42	A
Feb.	1	(3/3) Duke	W	68-61	A
	4	(3/3) NC State	W	82-46	H
	7	(3/3) Louisville (13/13)	W	66-61	A
	14	(3/3) Miami (Fla.) (19/17)	W	90-69	H
	18	(2/3) Wake Forest	W	86-52	A
	22	(2/3) Florida State (12/9)	W	73-66	A
	25	(2/3) Clemson	W	71-52	H

	27	(2/3) Boston College	W	70-58	H
Mar.	4	(2/3) Duke ^	W	83-54	N
	5	(2/3) Miami (Fla.) (21/21) ^	W	78-67	N
	6	(2/3) Syracuse (17/17) ^	W	68-57	N
	19	(2/3) North Carolina A&T *	W	95-61	H
	21	(2/3) Indiana *	W	97-70	H
	25	(2/3) Stanford (13/16) **	L	84-90	N

+ Junkanoo Jam at Freeport, Bahamas; % Big Ten/ACC Challenge at Notre Dame, Ind.; S - Jimmy V Classic at Storrs, Connecticut; ^ ACC Tournament at Greensboro, N.C.; * NCAA Championship (First and Second Rounds) at Notre Dame, Ind.; ** NCAA Championship (Regional Semifinal) at Lexington, Ky.

2016-17 (33-4, 15-1 ACC)

Coach: Muffet McGraw
 Captains: Lindsay Allen, Kristina Nelson, Kathryn Westbeld
 Home: 16-1, Away: 12-2, Neutral: 5-1

Nov.	11	(1/2) Central Michigan +	W	107-47	H
	14	(1/2) Fordham +	W	67-36	H
	17	(1/1) Green Bay +	W	71-67	H
	20	(1/1) Washington (17/15) +	W	71-60	H
	22	(1/1) UL-Lafayette %	W	91-51	N
	26	(1/1) TCU	W	92-59	H
	30	(1/1) Iowa S	W	73-58	A
Dec.	4	(1/1) Valparaiso	W	114-54	H
	7	(2/1) Connecticut (1/2)	L	61-72	H
	10	(2/1) DePaul (16/15)	W	75-61	A
	18	(2/2) Toledo	W	85-68	A
	20	(2/2) Michigan State	W	79-61	A
	27	(2/2) Chattanooga	W	79-58	A
	29	(2/2) NC State	L	62-70	A
Jan.	2	(7/2) Georgia Tech	W	55-38	A
	5	(7/6) Wake Forest	W	92-72	H
	8	(7/6) Miami (Fla.) (14/14)	W	67-55	A
	12	(6/6) Pittsburgh	W	86-54	H
	16	(6/6) Tennessee	L	69-71	A
	19	(6/9) Boston College	W	80-69	A
	22	(6/9) North Carolina	W	77-55	A
	26	(8/9) Duke (14/15)	W	62-58	H
	29	(8/9) Virginia	W	82-74	H
Feb.	2	(7/8) Virginia Tech	W	76-59	A
	6	(7/8) Louisville (9/7)	W	85-66	H
	12	(7/7) Georgia Tech	W	90-69	H
	16	(7/6) Clemson	W	84-80	A
	19	(7/6) Syracuse (21/21)	W	85-80	A
	23	(5/4) Boston College	W	82-45	H
	26	(5/4) Florida State (8/11)	W	79-61	H
Mar.	3	(3/3) Virginia ^	W	76-59	N
	4	(3/3) Louisville (14/13) ^	W	84-73	N
	5	(3/3) Duke (13/11) ^	W	84-61	N
	17	(2/2) Robert Morris *	W	79-49	H
	19	(2/2) Purdue *	W (ot)	88-82	H
	24	(2/2) Ohio State (11/10) **	W	99-76	N
	26	(2/2) Stanford (6/6) **	L	75-76	N

+ Preseason WNIT at Notre Dame, Ind.; % at Campbell Center and Tudor Fieldhouse, Houston, Texas.; S ACC/Big Ten Challenge at Iowa City, Iowa.; ^ ACC Tournament at Conway, S.C.; * NCAA Championship (First and Second Rounds) at Notre Dame, Ind.; ** NCAA Championship (Regional and Final) at Lexington, Ky.

2017-18 (35-3, 15-1 ACC)

NCAA National Champions
 Coach: Muffet McGraw
 Home: 15-0, Away: 11-2, Neutral: 9-1

Nov.	11	(6/5) Mount St. Mary's	W	121-65	H
	14	(6/5) Western Ky (RV-)	W	78-65	A



2025-26 NOTRE DAME WOMEN'S BASKETBALL

	19	(6/5) Oregon State (18/17)	W	72-67	A
	24	(6/6) ETSU +	W	77-46	N
	25	(6/6) USF (17/16) +	W	76-66	N
	26	(6/6) South Carolina (3/2) +	W	92-85	N
	29	(3/2) Michigan (22/20) S	W	83-63	A
Dec.	3	(3/2) UConn (1/1) #	L	80-71	A
	6	(3/2) Michigan State	W	90-59	H
	9	(3/2) Penn	W	66-54	A
	17	(2/2) DePaul (-/RV)	W	91-82	H
	20	(2/2) Marquette (RV/-)	W (OT)	91-85	H
	28	(2/2) Syracuse (RV/23)	W	87-72	H
	31	(2/2) Wake Forest	W	96-73	A
Jan.	4	(2/2) Miami (RV/RV)	W	83-76	H
	7	(2/2) Georgia Tech (RV/RV)	W	77-54	H
	11	(2/2) Louisville (3/4)	L	100-67	A
	14	(2/2) Boston College	W	89-60	H
	18	(5/5) Tennessee (6/7)	W	84-70	H
	21	(5/5) Clemson	W	90-37	H
	25	(5/5) Pittsburgh	W	87-53	A
	28	(5/5) Florida State (8/8)	W	100-69	A
Feb.	1	(5/5) North Carolina	W	94-62	H
	4	(5/5) Duke (19/19)	W	72-54	A
	11	(5/5) Georgia Tech	W	85-69	H
	15	(5/4) Virginia (-/RV)	W	83-69	A
	18	(5/4) Boston College	W	89-55	A
	22	(5/4) Virginia Tech	W	89-59	H
	25	(5/4) NC State (21/22)	W	86-67	H
Mar.	2	(5/4) Virginia ^	W	83-47	N
	3	(5/4) Florida State (11/11) ^	W	90-80	N
	4	(5/4) Louisville (4/5) ^	L	74-72	N
	16	(5/6) CSUN *	W	99-81	H
	18	(5/6) Villanova *	W	98-72	H
	24	(5/6) Texas A&M (15/14) **	W	90-84	N
	26	(5/6) Oregon (6/5) **	W	84-74	N
	30	(5/6) UConn (1/1) ***	W (OT)	91-89	N
April	1	(5/6) Mississippi State (2/4) ***	W	61-58	N

+ Gulf Coast Showcase at Ft. Myers, Florida; S ACC/Big Ten Challenge at Ann Arbor, Michigan.; # Jimmy V Classic at Hartford, Connecticut; ^ ACC Tournament at Greensboro, North Carolina; * NCAA First and Second Rounds at Notre Dame, Ind.; ** NCAA Regionals at Spokane, Washington; *** NCAA Final Four at Columbus, Ohio.

2018-19 (35-4, 14-2 ACC)

Coach: Muffet McGraw
Home: 16-1, Away: 10-2, Neutral: 9-1

Nov.	9	(1/1) Harvard	W	103-58	H
	12	(1/1) Penn	W	75-55	H
	17	(1/1) DePaul (15/15)	W	101-77	A
	22	(1/1) Gonzaga +	W	81-65	N
	23	(1/1) Drake +	W	82-64	N
	24	(1/1) Oregon State (9/8) +	W	91-81	N
	29	(1/1) Iowa (14/15) S	W	105-71	H
Dec.	2	(1/1) UConn (2/2) #	L	89-71	H
	8	(2/2) Toledo	W	72-56	A
	16	(2/2) Binghamton	W	103-53	H
	19	(2/2) Western Kentucky	W	94-53	H
	22	(2/2) Marquette (19/17)	W	87-63	A
	30	(2/2) Lehigh	W	95-68	H
Jan.	3	(2/2) Pittsburgh	W	100-44	H
	6	(2/2) Georgia Tech	W	76-55	A
	10	(1/1) Louisville (2/2)	W	82-68	H
	13	(1/1) Wake Forest	W	78-48	H
	16	(1/1) Virginia Tech	W	80-51	A
	20	(1/1) Boston College	W	92-63	H
	24	(1/1) Tennessee	W	77-62	A
	27	(1/1) North Carolina	L	78-73	A
	31	(5/5) Clemson	W	101-63	A
Feb.	3	(5/5) Georgia Tech	W	90-50	H
	7	(4/4) Miami (25/25)	L	72-65	A
	10	(4/4) Florida State (24/19)	W	97-70	H

	13	(6/6) Boston College	W	97-47	A
	18	(5/5) NC State (9/11)	W	95-72	A
	21	(5/5) Duke	W	89-61	H
	25	(4/4) Syracuse (17/18)	W	98-68	H
Mar.	3	(4/4) Virginia	W	103-66	H
	8	(4/4) North Carolina ^	W	95-77	N
	9	(4/4) Syracuse (18/16) ^	W	91-66	N
	10	(4/4) Louisville (3/3) ^	W	99-79	N
	23	(3/3) Bethune-Cookman *	W	92-50	H
	25	(3/3) Michigan State *	W	91-63	H
	30	(3/3) Texas A&M (17/19) **	W	87-80	N
April	1	(3/3) Stanford (6/6) **	W	84-68	N
	5	(3/3) UConn (2/2) ***	W	81-76	N
	7	(3/3) Baylor (1/1) ***	L	82-81	N

+ Vancouver Showcase; S ACC/Big Ten Challenge; # Jimmy V Classic; ^ ACC Tournament in Greensboro, North Carolina; * NCAA First and Second Rounds; ** NCAA Regionals in Chicago, Illinois; *** NCAA Final Four in Tampa, Florida

2019-20 (13-18, 8-10 ACC)

Coach: Muffet McGraw
Home: 6-9, Away: 6-6, Neutral: 1-3

Nov.	5	(16/14) Fordham	W	60-55	A
	8	(16/14) Loyola Maryland	W	84-60	H
	11	(15/14) Tennessee	L	74-63	H
	14	(15/14) Michigan State (16/21)	L	72-69	H
	20	(RV/RV) Toledo	W	54-51	H
	23	(RV/RV) Michigan (21/19)	W	76-72	A
	28	(RV/RV) FGCU +	L	69-60	N
	29	(RV/RV) South Dakota State +	L	65-59	N
	30	(RV/RV) USF (21/20) +	W	67-51	N
Dec.	4	(RV/RV) Minnesota (RV/RV) S	L	75-67	H
	8	(RV/RV) UConn (4/4) #	L	81-57	A
	11	DePaul (16/16)	L	105-94	H
	29	Clemson	L	71-55	H
Jan.	2	Pittsburgh	W	60-52	A
	5	Syracuse	L (OT)	74-63	A
	9	Boston College	L	75-65	H
	12	NC State (9/8)	L	90-56	H
	16	Duke	L	50-47	A
	19	Miami	W	76-53	H
	26	Virginia	L	90-60	A
	30	Louisville (5/4)	L	86-54	H
Feb.	2	Georgia Tech	W	59-51	A
	6	Wake Forest	W	75-71	A
	9	Pittsburgh	W	74-52	H
	13	Boston College	L	56-55	A
	16	Louisville (9/9)	L	82-49	A
	20	Virginia Tech	L	68-62	H
	23	Syracuse	W	72-70	H
	27	North Carolina	W	83-65	H
Mar.	1	Florida State (19/22)	W	70-67	A
	4	Pittsburgh ^	L	67-65	N

+ Cancun Challenge; S ACC/Big Ten Challenge; # Jimmy V Classic; ^ ACC Tournament in Greensboro, North Carolina

2020-21 (10-10, 8-7 ACC)

*Shortened season due to Covid-19 pandemic

Coach: Niele Ivey
Home: 7-3, Away: 3-6, Neutral: 0-1

Nov.	27	(22/23) Ohio	L	86-85	A
	29	(22/23) Miami OH	W	88-68	H
Dec.	3	(RV) Michigan (24)	L	76-66	H
	6	IUPUI	W	65-58	H
	13	Georgia Tech	L	82-67	H
	17	Virginia Tech (RV/25)	W	84-78	H
	20	Clemson	L	78-55	A
	31	Miami	W	71-60	A
Jan.	3	Georgia Tech	W	69-67	H
	7	Boston College	L	64-61	A



	14	Wake Forest	W	79-72	H
	17	Boston College	W	83-73	H
	21	Virginia Tech	W	65-60	A
	24	North Carolina	L	78-73	A
	31	Syracuse	L	81-69	A
Feb.	7	Louisville (1/3)	L	71-65	A
	22	Pittsburgh	W	59-48	A
	25	Florida State	W	72-64	H
	28	Louisville (6/5)	L	78-61	H
March	4	Clemson	L	68-63	N

^ ACC Tournament in Greensboro, North Carolina

2021-22 (24-9, 13-5 ACC)

Coach: Niele Ivey

Home: 13-1, Away: 8-5, Neutral: 3-3

Nov.	9	(RV/RV) Ohio	W	105-69	H
	11	(RV/RV) Western Illinois	W	76-50	H
	14	(RV/RV) Syracuse	W	82-56	A
	18	(RV/RV) Fordham	W	71-56	H
	21	(RV/RV) Bryant	W	94-35	H
	26	(RV/RV) Georgia (RV/21) +	L (OT)	71-67	N
	27	(RV/RV) Oregon State (16/19) +	W	64-62	N
Dec.	2	(24/25) Michigan State S	W	76-71	A
	5	(24/25) UConn (2/2)	L	73-54	A
	8	(22/23) Valpo	W	73-56	A
	12	(22/23) IPFW	W	78-41	H
	19	(21/18) Pitt	W	85-59	H
	22	(20/17) DePaul (RV/RV)	W	91-86	A
Jan.	2	(17/15) Duke (15/22)	L	72-70	A
	13	(20/19) Wake Forest	W	74-64	A
	16	(20/19) North Carolina (21/18)	W	70-65	H
	20	(19/17) Boston College	L	73-71	A
	23	(19/17) Pitt	W	77-63	A
	27	(20/18) Syracuse	W	83-62	H
	30	(20/18) Boston College	W	74-61	H
Feb.	1	(20/19) NC State (3/3)	W	69-66	H
	3	(20/19) Virginia Tech (RV/RV)	W	68-55	H
	6	(20/19) Florida State	L	70-65	A
	10	(18/19) Miami	W	69-53	H
	13	(18/19) Louisville (3/3)	L	73-47	A
	17	(19/20) Georgia Tech (16/18)	W (OT)	72-66	A
	22	Virginia	W	Forfeit	A
	24	(14/16) Clemson	W	77-56	H
	27	(14/16) Louisville (4/4)	L	86-64	H
Mar.	4	(20/20) Georgia Tech (25/25) ^	W	71-53	N
	5	(20/20) Miami ^	L	57-54	N
	19	(22/21) UMass *	W	89-78	N
	21	(22/21) Oklahoma (22/19) *	W	108-64	A
	26	(22/21) NC State (3/3) **	L	66-63	N

+ Daytona Beach Invitational; S ACC/Big Ten Challenge; ^ ACC Tournament in Greensboro, North Carolina; * NCAA First and Second Rounds at Norman, Oklahoma; ** NCAA Regionals at Bridgeport, Connecticut

2022-23 (27-6, 15-3 ACC)

Coach: Niele Ivey

Home: 15-2, Away: 8-2, Neutral: 4-2

Nov.	7	(9/10) Northern Illinois	W	88-48	H
	12	(9/10) California@	W	90-79	N
	16	(9/11) Northwestern	W	92-58	A
	20	(9/11) Ball State	W	95-60	H
	24	(7/7) American%	W	90-65	N
	26	(7/7) Arizona State%	W	85-65	N
Dec.	1	(7/7) Maryland (20/21) S	L	72-74	H
	4	(7/7) UConn (3/3)	W	74-60	H
	8	(5/5) Lafayette	PPD		A
	10	(5/5) Merrimack	W	108-44	H
	18	(5/5) Virginia Tech (6/6)	W	63-52	A
	21	(5/5) Western Michigan	W	85-57	H
	29	(5/5) Miami	W	66-63	A

Jan.	1	(5/5) Boston College	W	85-48	H
	8	(4/4) North Carolina (22/18)	L	50-60	A
	12	(7/7) Wake Forest	W	86-47	H
	15	(7/7) Syracuse	W	72-56	A
	19	(7/7) Clemson	W	57-54	A
	22	(7/7) Virginia	W	76-54	H
	26	(7/7) Florida State (24/NR)	W	70-47	H
	29	(7/7) NC State (20/18)	L	65-69	A
Feb.	2	(9/8) Boston College	W	72-59	A
	5	(9/8) Duke (16/15)	L	52-57	H
	9	(10/10) Pittsburgh	W	69-63	H
	12	(10/10) Syracuse	W	73-64	H
	16	(10/10) Louisville	W	78-76 (OT)	H
	19	(10/10) Pittsburgh	W	83-43	A
	23	(10/10) Georgia Tech	W	76-53	H
	26	(10/10) Louisville	W	68-65	A
March	3	(10/10) NC State^	W	66-60	N
	4	(10/10) Louisville^	L	38-64	N
	17	(10/11) Southern Utah*	W	82-56	H
	19	(10/11) Mississippi State*	W	53-48	H
	25	(10/11) Maryland (7/7)**	L	59-76	N

@ Citi Shamrock Classic at St. Louis, Mo.; % 2022 Goombay Splash at Bimini, Bahamas; \$ ACC/Big Challenge; ^ ACC Tournament in Greensboro, N.C.; * NCAA First and Second Round at South Bend, Ind.; ** NCAA Regionals at Greenville, S.C.

2023-24 (28-7, 13-5 ACC)

Coach: Niele Ivey

Home: 13-3, Away: 11-2, Neutral: 4-2

Nov.	6	(10/10) South Carolina (6/4)^	L	71-100	N
	12	(10/10) NJIT	W	104-57	A
	15	(16/14) Northwestern	W	110-52	H
	18	(16/14) Illinois#	W	79-68	N
	21	(17/14) Chicago State	W	113-35	H
	24	(17/14) Ball State	W	90-59	A
	29	(18/14) Tennessee (20/22)%	W	74-69	A
Dec.	6	(14/12) Lafayette	W	96-42	H
	17	(14/12) Purdue	W	76-39	H
	21	(14/12) Western Michigan	W	84-47	H
	31	(13/12) Syracuse (RV/RV)	L	81-86	A
Jan.	4	(16/17) Pittsburgh	W	71-66	A
	7	(16/17) North Carolina (RV/RV)	L	57-61	H
	11	(18/19) Boston College	W	98-48	H
	14	(18/19) Miami	W	70-59	H
	18	(19/19) Virginia	W	86-76	A
	21	(19/19) Wake Forest	W	75-56	A
	25	(15/18) Syracuse (22/22)	L	65-79	H
	27	(15/18) Connecticut (8/8)	W	82-65	A
Feb.	1	(14/16) Georgia Tech	W	85-48	A
	4	(14/16) Pittsburgh	W	78-53	H
	8	(12/14) Louisville (15/15)	L	66-73	A
	11	(12/14) Florida State (RV/RV)	W	98-94 (20T)	A
	15	(16/17) NC State (3/7)	L	43-59	H
	19	(19/18) Duke (NR/RV)	W	70-62	A
	22	(19/18) Clemson	W	74-47	H
	25	(19/18) Boston College	W	79-55	A
	29	(17/17) Virginia Tech (5/4)	W	71-58	H
March	3	(17/17) Louisville (22/23)	W	74-58	H
	8	(14/14) Louisville (24/24)*	W	77-68	N
	9	(14/14) Virginia Tech (11/11)**	W	82-53	N
	10	(14/14) NC State (10/10)*	W	55-51	N
	23	(9/10) Kent State+	W	81-67	H
	25	(9/10) Ole Miss +	W	71-56	H
	29	(9/10) Oregon State (12/15)!	L	65-70	N

^ - Game played in Paris, France; # - Game played in Washington, D.C. (Citi Shamrock Classic); % - ACC SEC Challenge; * 2024 ACC Tournament (Greensboro, N.C.); + 2024 NCAA Tournament First/Second Round (South Bend, Ind.); ! 2024 NCAA Tournament Sweet 16 (Albany, N.Y.)



2025-26 NOTRE DAME WOMEN'S BASKETBALL

2024-25 (28-6, 16-2 ACC)

Coach: Niele Ivey

Home: 16-1, Away: 11-1, Neutral: 1-4

Nov.	4	(6/5) Mercyhurst	W	105-61	H
	10	(6/5) Purdue	W	102-58	A
	13	(6/5) James Madison	W	92-46	H
	17	(6/5) Lafayette	W	91-55	A
	23	(6/5) Southern Cal (3/3)	W	74-61	A
	29	(3/3) TCU* (17/21)	L	68-76	N
	30	(3/3) Utah*	L	67-78	N
Dec.	5	(10/10) Texas^ (4/3)	W	80-70 (OT)	H
	8	(10/10) Syracuse	W	93-62	A
	12	(8/9) Connecticut (2/2)	W	79-68	H
	15	(8/9) Eastern Michigan	W	118-49	H
	22	(3/4) Loyola (MD)	W	97-54	H
	29	(3/4) Virginia	W	95-54	H
Jan.	5	(3/3) North Carolina (17/17)	W	76-66	A
	9	(3/3) Wake Forest	W	100-64	H
	12	(3/3) Clemson	W	67-58	A
	16	(3/3) Georgia Tech (17/17)	W	81-66	H
	19	(3/3) SMU	W	88-64	H
	23	(3/3) Boston College	W	89-63	A
	30	(3/3) Virginia Tech	W	77-61	A
Feb.	2	(3/3) Louisville (*RV)	W	89-71	A
	6	(3/3) Stanford	W	96-47	H
	9	(3/3) California (21/21)	W	91-52	H
	13	(2/2) Pittsburgh	W	88-57	A
	17	(1/1) Duke (11/11)	W	64-49	H
	20	(1/1) Miami	W	82-42	A
	23	(1/1) NC State (13/12)	L	95-104 (2OT)	A
	27	(3/4) Florida State (24/24)	L	81-86	H
March	2	(3/4) Louisville (25/RV)	W	72-59	H
	7	(6/6) California% (RV/RV)	W	73-64	N
	8	(6/6) Duke% (11/11)	L	56-61	N
	21	(8/8) Stephen F. Austin+	W	106-54	H
	23	(8/8) Michigan+ (RV)**	W	76-55	H
	29	(8/8) TCU (6/6)	L	62-71	N

*2024 Cayman Islands Classic (George Town, Cayman Islands), ^2024 SEC/ACC Challenge, %2025 ACC Tournament (Greensboro, N.C.), +2025 NCAA Tournament First/Second Round (South Bend, Ind.), 1 2025 NCAA Tournament Sweet 16 (Birmingham, Ala.)

2025-26 (25-11, 12-6 ACC)

Coach: Niele Ivey

Home: 14-2, Away: 7-6, Neutral: 4-3

Nov.	5	(15/13) FDU	W	119-54	H
	9	(15/13) Chicago State	W	116-58	H
	12	(18/17) Akron	W	85-58	H
	15	(18/17) Michigan (14/15)	L	54-93	N
	21	(24/23) Southern Cal (11/11)	W	61-59	H
	24	(19/23) Central Michigan	W	83-51	H
Dec.	4	(18/19) Ole Miss (13/13)	L	62-69	A
	7	(18/19) Florida State	W	93-60	A
	11	(19/19) Morehead State	W	97-48	H
	14	(19/19) James Madison	W	78-65	A
	21	(20/20) Bellarmine	W	110-38	H
	29	(18/18) Pittsburgh	W	94-59	H
Jan.	1	(18/18) Georgia Tech	L	90-95 (OT)	A
	4	(18/18) Duke (*RV)	L	68-82	A
	8	(RV/25) Boston College	W	94-60	H
	11	(RV/25) North Carolina (22/18)	W	73-50	H
	15	(23/22) Louisville (9/10)	L	66-79	H
	19	(RV/22) Connecticut (1/1)	L	47-85	A
	22	(RV/RV) Miami (FL)	W	74-66	H
	25	(RV/RV) Clemson	L	58-65	H
	29	California	L	69-80	A
Feb.	1	Stanford	W	78-66	A
	5	Virginia Tech (*RV)	W	80-70	H
	8	Virginia (*RV)	L	70-81	A

	15	NC State (RV/RV)	W	79-67	H
	19	Wake Forest	W	78-54	A
	22	SMU	W	88-63	A
	26	(RV/RV) Syracuse (RV)**	W	72-62	H
March	1	(RV/RV) Louisville (10/11)	W	65-62	A
	5	(RV/RV) Miami	W	69-54	N
	6	(RV/RV) NC State (RV/RV)	W	81-63	N
	7	(RV/RV) Duke (13/14)	L	63-65	N
	21	(22/25) Fairfield (RV/RV)	W	79-60	N
	23	(22/25) Ohio State (12/11)	W	83-73	A
	27	(22/25) Vanderbilt (6/6)	W	67-64	N
	29	(22/25) Connecticut (1/1)	L	52-70	N

ALL-TIME HEAD COACHING RECORDS

Years	Coach	Seasons	Won	Lost	Pct.
1977-78	Sharon Petro	1	13	4	.765
1978-79	Sharon Petro	2	16	6	.727
1979-80	Sharon Petro	3	20	10	.667
1980-81	Mary DiStanislaio	1	10	18	.357
1981-82	Mary DiStanislaio	2	16	9	.640
1982-83	Mary DiStanislaio	3	20	7	.740
1983-84	Mary DiStanislaio	4	14	14	.500
1984-85	Mary DiStanislaio	5	20	8	.714
1985-86	Mary DiStanislaio	6	23	8	.742
1986-87	Mary DiStanislaio	7	12	15	.444
1987-88	Muffet McGraw	1	20	8	.714
1988-89	Muffet McGraw	2	21	11	.636
1989-90	Muffet McGraw	3	23	6	.793
1990-91	Muffet McGraw	4	23	9	.719
1991-92	Muffet McGraw	5	14	17	.452
1992-93	Muffet McGraw	6	15	12	.556
1993-94	Muffet McGraw	7	22	7	.759
1994-95	Muffet McGraw	8	21	10	.677
1995-96	Muffet McGraw	9	23	8	.742
1996-97	Muffet McGraw	10	31	7	.816
1997-98	Muffet McGraw	11	22	10	.688
1998-99	Muffet McGraw	12	26	5	.839
1999-00	Muffet McGraw	13	27	5	.843
2000-01	Muffet McGraw	14	34	2	.944
2001-02	Muffet McGraw	15	20	10	.667
2002-03	Muffet McGraw	16	21	11	.656
2003-04	Muffet McGraw	17	21	11	.656
2004-05	Muffet McGraw	18	27	6	.818
2005-06	Muffet McGraw	19	18	12	.600
2006-07	Muffet McGraw	20	20	12	.625
2007-08	Muffet McGraw	21	25	9	.735
2008-09	Muffet McGraw	22	22	9	.710
2009-10	Muffet McGraw	23	29	6	.829
2010-11	Muffet McGraw	24	31	8	.795
2011-12	Muffet McGraw	25	35	4	.897
2012-13	Muffet McGraw	26	35	2	.946
2013-14	Muffet McGraw	27	37	1	.974
2014-15	Muffet McGraw	28	36	3	.923
2015-16	Muffet McGraw	29	33	2	.943
2016-17	Muffet McGraw	30	33	4	.892
2017-18	Muffet McGraw	31	35	3	.921
2018-19	Muffet McGraw	32	35	4	.897
2019-20	Muffet McGraw	33	13	18	.419
2020-21	Niele Ivey	1	10	10	.500
2021-22	Niele Ivey	2	24	9	.727
2022-23	Niele Ivey	3	27	6	.818
2023-24	Niele Ivey	4	28	7	.800
2024-25	Niele Ivey	5	28	6	.824
2025-26	Niele Ivey	6	25	11	.694
Ivey Totals		6	142	49	.743
Program Totals		49	1,154	400	.743

NOTRE DAME IN THE POLLS

(based on Associated Press poll ranking)

FIRST GAME VS. RANKED OPPONENT

- #15 South Carolina, 1/31/81 (L, 124-48)

FIRST WIN VS. RANKED OPPONENT

- at #17 Duke, 2/6/88 (W, 78-66)

FIRST HOME WIN VS. RANKED OPPONENT

- #20 Vanderbilt, 1/4/90 (W, 77-63)

FIRST VICTORY VS. TOP 10 TEAM

- at #6 Iowa, 11/15/96 (W, 61-50)

FIRST TIME NOTRE DAME WAS RANKED

- December 31, 1990 (25th)

MOST CONSECUTIVE WEEKS RANKED

- 234 (11/4/07 to 11/18/19)

RECORD VS. RANKED TEAMS

- All-Time: 200-174
- Home: 78-50
- Away: 57-83
- Neutral: 65-41

RECORD AS A RANKED TEAM

- Record: 681-144
- Home: 341-37
- Away: 251-73
- Neutral: 113-34

RECORD WHEN BOTH TEAMS ARE RANKED

- Record: 177-97

RECORD VS. TOP 10 OPPONENTS

- Record: 77-105

RECORD VS. TOP 5 OPPONENT

- Record: 29-69

RECORD VS. TOP-RANKED OPPONENTS

- Record: 5-28

HIGHEST-RANKED TEAM DEFEATED

- 1st, five times [Connecticut, 1/15/01, 92-76; vs. Connecticut, 3/30/01, 90-75; vs. Connecticut, 4/3/11, 72-63; at Connecticut, 1/5/13, 73-72; vs. Connecticut, 4/1/18, 91-89 (OT)]

MOST VICTORIES OVER RANKED TEAMS IN ONE SEASON

- Record 14 (2013-14)

WEEKS AS TOP-RANKED TEAM

- 17: (six in 2000-01, four in 2016-17, six in 2018-19, one in 2024-25)



NCAA CHAMPIONSHIP HISTORY

Year	Seed	Region	Qualified	Round	Seed/Opponent	Result	Location
1992	12	Midwest	MCC Champion	1st	#5 UCLA	L, 72-93	Los Angeles, Calif.
1994	7	East	MCC Champion	1st	#10 Minnesota	L, 76-81	Notre Dame, Ind.
1996	12	Midwest	At-Large	1st	#5 Purdue	W, 73-60	Lubbock, Texas
				2nd	#4 Texas Tech	L, 67-82	Lubbock, Texas
1997	6	East	At-Large	1st	#11 Memphis	W, 93-62	Austin, Texas
				2nd	#3 Texas	W, 86-83	Austin, Texas
				Regional Semifinal	#2 Alabama	W, 87-71	Columbia, S.C.
				Regional Final	#5 George Washington	W, 62-52	Columbia, S.C.
1998	9	Midwest	At-Large	1st	#8 Southwest Missouri State	W, 78-64	Lubbock, Texas
				2nd	#1 Texas Tech	W, 74-59	Lubbock, Texas
				Regional Semifinal	#4 Purdue	L, 65-70	Lubbock, Texas
				1999	5	West	At-Large
2000	2	Midwest	At-Large	2nd	#4 LSU	L, 64-74	Baton Rouge, La.
				1st	#15 San Diego	W, 87-61	Notre Dame, Ind.
				2nd	#7 George Washington	W, 95-60	Notre Dame, Ind.
2001	1	Midwest	At-Large	Regional Semifinal	#3 Texas Tech	L, 65-69	Memphis, Tenn.
				1st	#16 Alcorn State	W, 98-49	Notre Dame, Ind.
				2nd	#8 Michigan	W, 88-54	Notre Dame, Ind.
				Regional Semifinal	#5 Utah	W, 69-54	Denver, Colo.
				Regional Final	#3 Vanderbilt	W, 72-64	Denver, Colo.
2002	7	Midwest	At-Large	National Semifinal	#1 Connecticut	W, 90-75	St. Louis, Mo.
				National Championship	#3 Purdue	W, 68-66	St. Louis, Mo.
				1st	#10 New Mexico	W, 58-44	Knoxville, Tenn.
2003	11	East	At-Large	2nd	#2 Tennessee	L, 50-89	Knoxville, Tenn.
				1st	#6 Arizona	W, 59-47	Manhattan, Kan.
				2nd	#3 Kansas State	W, 59-53	Manhattan, Kan.
2004	5	East	At-Large	Regional Semifinal	#2 Purdue	L, 47-66	Dayton, Ohio
				1st	#5 Southwest Missouri State	W, 69-65 (OT)	Notre Dame, Ind.
				2nd	#13 Middle Tennessee	W, 59-46	Notre Dame, Ind.
2005	4	Tempe	At-Large	Regional Semifinal	#1 Penn State	L, 49-55	Hartford, Conn.
				1st	#13 UC Santa Barbara	W, 61-51	Fresno, Calif.
2006	9	Albuquerque	At-Large	2nd	#5 Arizona State	L, 61-70	Fresno, Calif.
				1st	#8 Boston College	L, 61-78	West Lafayette, Ind.
2007	9	Dallas	At-Large	1st	#8 California	W, 62-59	Pittsburgh, Pa.
				2nd	#1 North Carolina	L, 51-60	Pittsburgh, Pa.
2008	5	Oklahoma City	At-Large	1st	#12 SMU	W, 75-62	West Lafayette, Ind.
				2nd	#4 Oklahoma	W, 79-75 (OT)	West Lafayette, Ind.
				Regional Semifinal	#1 Tennessee	L, 64-74	Oklahoma City, Okla.
2009	7	Trenton	At-Large	1st	#10 Minnesota	L, 71-79	Notre Dame, Ind.
2010	2	Kansas City	At-Large	1st	#15 Cleveland State	W, 86-58	Notre Dame, Ind.

2025-26 NOTRE DAME WOMEN'S BASKETBALL



Year	Seed	Region	Qualified	Round	Seed/Opponent	Result	Location
				2nd	#10 Vermont	W, 84-66	Notre Dame, Ind.
				Regional Semifinal	#3 Oklahoma	L, 72-77 (OT)	Kansas City, Mo.
2011	2	Dayton	At-Large	1st	#15 Utah	W, 67-54	Salt Lake City, Utah
				2nd	#10 Temple	W, 77-64	Salt Lake City, Utah
				Regional Semifinal	#6 Oklahoma	W, 78-53	Dayton, Ohio
				Regional Final	#1 Tennessee	W, 73-59	Dayton, Ohio
				National Semifinal	#1 Connecticut	W, 72-63	Indianapolis, Ind.
				National Championship	#2 Texas A&M	L, 70-76	Indianapolis, Ind.
2012	1	Raleigh	At-Large	1st	#16 Liberty	W, 74-43	Notre Dame, Ind.
				2nd	#8 California	W, 73-62	Notre Dame, Ind.
				Regional Semifinal	#5 Saint Bonaventure	W, 79-35	Raleigh, N.C.
				Regional Final	#2 Maryland	W, 80-49	Raleigh, N.C.
				National Semifinal	#1 Connecticut	W, 83-75 (OT)	Denver, Colo.
				National Championship	#1 Baylor	L, 61-80	Denver, Colo.
2013	1	Norfolk	BIG EAST Champion	1st	#16 Tennessee-Martin	W, 97-64	Iowa City, Iowa
				2nd	#9 Iowa	W, 74-57	Iowa City, Iowa
				Regional Semifinal	#12 Kansas	W, 93-63	Norfolk, Va.
				Regional Final	#2 Duke	W, 87-76	Norfolk, Va.
				National Semifinal	#1 Connecticut	L, 65-83	New Orleans, La.
Year	Seed	Region	Qualified	Round	Seed/Opponent	Result	Location
2014	1	Notre Dame	ACC Champion	1st	#16 Robert Morris	W, 93-42	Toledo, Ohio
				2nd	#9 Arizona State	W, 84-67	Toledo, Ohio
				Regional Semifinal	#5 Oklahoma State	W, 89-72	Notre Dame, Ind.
				Regional Final	#2 Baylor	W, 88-69	Notre Dame, Ind.
				National Semifinal	#4 Maryland	W, 87-61	Nashville, Tenn.
				National Championship	#1 Connecticut	L, 58-79	Nashville, Tenn.
2015	1	Oklahoma City	ACC Champion	1st	#16 Montana	W, 77-43	Notre Dame, Ind.
				2nd	#9 DePaul	W, 79-67	Notre Dame, Ind.
				Regional Semifinal	#4 Stanford	W, 81-60	Oklahoma City, Okla.
				Regional Final	#2 Baylor	W, 77-68	Oklahoma City, Okla.
				National Semifinal	#1 South Carolina	W, 66-65	Tampa, Fla.
				National Championship	#1 Connecticut	L, 53-63	Tampa, Fla.
2016	1	Lexington	ACC Champion	1st	#16 North Carolina A&T	W, 95-61	Notre Dame, Ind.
				2nd	#9 Indiana	W, 87-70	Notre Dame, Ind.
				Regional Semifinal	#4 Stanford	L, 84-90	Lexington, Ky.
2017	1	Lexington	ACC Champion	1st	#16 Robert Morris	W, 79-49	Notre Dame, Ind.
				2nd	#9 Purdue	W, 88-82 (OT)	Notre Dame, Ind.
				Regional Semifinal	#5 Ohio State	W, 99-76	Lexington, Ky.
				Regional Final	#2 Stanford	L, 75-76	Lexington, Ky.
2018	1	Spokane	At-Large	1st	#16 CSUN	W, 99-81	Notre Dame, Ind.
				2nd	#9 Villanova	W, 98-72	Notre Dame, Ind.
				Regional Semifinal	#4 Texas A&M	W, 90-84	Spokane, Wash.
				Regional Final	#2 Oregon	W, 84-74	Spokane, Wash.
				National Semifinal	#1 UConn	W, 91-89 (OT)	Columbus, Ohio



2025-26 NOTRE DAME WOMEN'S BASKETBALL

Year	Seed	Region	Qualified	Round	Seed/Opponent	Result	Location
				National Championship	#1 Mississippi State	W, 61-58	Columbus, Ohio
2019	1	Chicago	ACC Champion	1st	#16 Bethune-Cookman	W, 92-50	Notre Dame, Ind.
				2nd	#9 Michigan State	W, 91-63	Notre Dame, Ind.
				Regional Semifinal	#4 Texas A&M	W, 87-80	Chicago, Ill.
				Regional Final	#2 Stanford	W, 84-68	Chicago, Ill.
				National Semifinal	#1 UConn	W, 81-76	Tampa, Fla.
				National Championship	#1 Baylor	L, 82-81	Tampa, Fla.
2022	5	Bridgeport	At-Large	1st	#12 UMass	W, 89-78	Norman, Okla.
				2nd	#4 Oklahoma	W, 108-64	Norman, Okla.
				Regional Semifinal	#1 NC State	L, 66-63	Bridgeport, Conn.
2023	3	Greenville 1	At-Large	1st	#14 Southern Utah	W, 82-56	South Bend, Ind.
				2nd	#11 Mississippi State	W, 53-48	South Bend, Ind.
				Regional Semifinal	#2 Maryland	L, 59-76	Greenville, S.C.
2024	2	Albany 1	ACC Champion	1st	#15 Kent State	W, 81-67	South Bend, Ind.
				2nd	#7 Ole Miss	W, 71-56	South Bend, Ind.
				Regional Semifinal	#3 Oregon State	L, 65-70	Albany, N.Y.
2025	3	Birmingham 3	At-Large	1st	#14 Stephen F. Austin	W, 106-54	South Bend, Ind.
				2nd	#6 Michigan	W, 76-55	South Bend, Ind.
				Regional Semifinal	#2 TCU	L, 62-71	Birmingham, Ala.
2026	6	Fort Worth 1	At-Large	1st	#11 Fairfield	W, 79-60	Columbus, Ohio
				2nd	#3 Ohio State	W, 83-73	Columbus, Ohio
				Regional Semifinal	#2 Vanderbilt	W, 67-64	Fort Worth, Texas
				Regional Final	#1 UConn	L, 52-70	Fort Worth, Texas



NCAA CHAMPIONSHIP RECORD BREAKDOWN

	W-L	%
Overall	78-29	.729
National Championship Games	2-5	.286
National Semifinals	7-2	.778
Women's Final Four (combined):	9-7	.563
Regional Finals (Elite Eight)	9-2	.818
Regional Semifinals (Sweet Sixteen)	11-11	.500
Second Round	22-5	.815
First Round	27-4	.871
Home	28-2	.933
Away	7-4	.636
Neutral	43-22	.662

ALL-TIME RECORD BY SEED

Seed	Last Time	Record	Best Finish
1	2019	41-7	2001 & 2018 National Champions
2	2011	11-4	2024 Sweet 16
3	2023	4-2	2023/2025 Sweet 16
4	2005	1-1	2005 Second Round
5	2022	7-4	2004/2008/2022 Sweet 16
6	2026	7-2	1997 Final Four
7	2009	1-3	2002 Second Round
8	Never	0-0	N/A
9	2007	3-3	2007 Second Round
10	Never	0-0	N/A
11	2003	2-1	2003 Sweet 16
12	1996	1-2	1996 Second Round
13	Never	0-0	N/A
14	Never	0-0	N/A
15	Never	0-0	N/A
16	Never	0-0	N/A

ALL-TIME RECORD VS. OPPONENTS

Team	Record	Last Meeting
Alabama	1-0	1997 Sweet 16
Alcorn State	1-0	2001 First Round
Arizona	1-0	2003 First Round
Arizona State	1-1	2014 Second Round
Baylor	2-2	2019 Championship Game
Bethune-Cookman	1-0	2019 First Round
Boston College	0-1	2006 First Round
California	2-0	2012 Second Round
Cleveland State	1-0	2010 First Round
Connecticut	5-4	2026 Elite Eight
CSUN	1-0	2018 First Round
DePaul	1-0	2015 Second Round
Duke	1-0	2013 Elite Eight
Fairfield	1-0	2026 First Round
George Washington	2-0	2000 Second Round
Indiana	1-0	2016 Second Round
Iowa	1-0	2013 Second Round
Kansas	1-0	2013 Sweet 16
Kansas State	1-0	2003 Second Round
Kent State	1-0	2024 First Round
Liberty	1-0	2012 First Round
LSU	0-1	1999 Second Round
Maryland	2-1	2023 Sweet 16
Memphis	1-0	1997 First Round
Michigan	2-0	2025 Second Round
Michigan State	1-0	2019 Second Round
Middle Tennessee	1-0	2004 Second Round
Minnesota	0-2	2009 First Round
Mississippi	1-0	2024 Second Round
Mississippi State	2-0	2023 Second Round
Montana	1-0	2015 First Round
New Mexico	1-0	2002 First Round
North Carolina	0-1	2007 Second Round
NC State	0-1	2022 Sweet 16

Team	Record	Last Meeting
North Carolina A&T	1-0	2016 First Round
Ohio State	2-0	2026 Second Round
Oklahoma	3-1	2022 Second Round
Oklahoma State	1-0	2014 Sweet 16
Oregon	1-0	2018 Elite Eight
Oregon State	0-1	2024 Sweet 16
Penn State	0-1	2004 Sweet 16
Purdue	3-2	2017 Second Round
Robert Morris	2-0	2017 First Round
Saint Bonaventure	1-0	2012 Sweet 16
Saint Mary's (CA)	1-0	1999 First Round
San Diego	1-0	2000 First Round
SMU	1-0	2008 First Round
South Carolina	1-0	2015 National Semifinal
Southern Utah	1-0	2023 First Round
Stanford	2-2	2019 Elite Eight
Stephen F. Austin	1-0	2025 First Round
SW Missouri State	2-0	2004 First Round
TCU	0-1	2025 Sweet 16
Temple	1-0	2011 Second Round
Tennessee	1-3	2011 Elite Eight
Tennessee-Martin	1-0	2013 First Round
Texas	1-0	1997 Second Round
Texas A&M	2-1	2019 Sweet 16
Texas Tech	1-2	2000 Sweet 16
UC Santa Barbara	1-0	2005 First Round
UCLA	0-1	1992 First Round
UMass	1-0	2022 First Round
Utah	2-0	2011 First Round
Vanderbilt	2-0	2026 Sweet 16
Vermont	1-0	2010 Second Round
Villanova	1-0	2018 Second Round



NATIONAL CHAMPIONSHIP GAME BOX SCORE

April 1, 2001. Savvis Center, St. Louis, Mo.

PURDUE 66

Player	FG-A	3-pt. FG-A	FT-FTA	O. Reb.	D. Reb.	Tot. Reb	PF	TP	A	TO	Bk	Stl	Min
Sahlica Hums	7-13	0-0	3-5	4	3	7	0	17	0	2	1	1	39
Shereka Wright	6-15	2-4	3-5	2	2	4	2	17	0	2	1	1	34
Camile Cooper	3-9	0-0	0-0	1	5	6	6	6	2	2	2	1	23
Kelly Komara	3-9	2-5	0-0	0	2	2	1	8	2	1	0	1	37
Katie Douglas	6-15	3-6	3-3	1	6	7	2	18	5	6	0	5	40
Lindsey Hicks	0-0	0-0	0-0	0	0	0	0	0	0	0	0	0	0
Shinika Parks	0-3	0-2	0-0	1	1	2	1	0	1	1	0	0	12
Candi Crawford	0-2	0-0	0-2	3	1	4	4	0	2	1	0	1	11
Mary Jo Noon	0-1	0-0	0-0	0	0	0	2	0	0	0	0	0	3
Team				5	4	9				1			
Totals	25-67	7-17	9-15	17	24	41	16	66	12	16	4	10	200

NOTRE DAME 68

Player	FG-A	3-pt. FG-A	FT-FTA	O. Reb.	D. Reb.	Tot. Reb	PF	TP	A	TO	Bk	Stl	Min
Ericka Hanev	6-11	0-0	1-2	1	4	5	3	13	2	0	1	1	35
Kelley Siemon	5-11	0-0	0-0	2	7	9	3	10	6	7	0	0	40
Ruth Riley	9-13	0-0	10-14	6	7	13	3	28	1	3	7	0	35
Alicia Ratay	1-6	1-4	0-0	0	4	4	4	3	2	1	0	1	25
Niele Ivey	5-13	0-4	2-3	1	4	5	0	12	4	4	1	6	40
Jeneka Joyce	0-2	0-2	2-2	0	0	0	1	2	1	0	0	0	20
Amanda Barksdale	0-1	0-0	0-0	1	1	2	1	0	0	1	0	0	8
Team				0	0	0							
Totals	26-56	1-10	15-21	11	27	38	14	68	16	15	11	8	200

SCORE BY PERIODS

	1st	2nd	Game
Purdue	32	34	66
Notre Dame	26	42	68

Officials: Sally Bell, Scott Yarbrough, Lisa Mattingly. Attendance: 20,551.

NATIONAL CHAMPIONSHIP GAME BOX SCORE

April 1, 2018. Nationwide Arena, Columbus, Ohio

NOTRE DAME 61

Player	FG-A	3-pt. FG-A	FT-FTA	O. Reb.	D. Reb.	Tot. Reb.	PF	TP	A	TO	Bk	Stl	Min
Jessica Shepard	8-10	0-1	3-3	3	3	6	3	19	2	3	0	2	35
Kathryn Westbeld	2-4	0-1	2-2	2	7	9	4	6	1	1	0	1	31
Marina Mabrey	3-9	1-4	3-3	0	7	7	1	10	2	9	0	3	39
Jackie Young	2-7	0-0	2-2	0	2	2	3	6	2	2	0	2	32
Arike Ogunbowale	6-21	1-3	5-7	0	3	3	2	18	1	2	0	0	39
Kristina Nelson	1-1	0-0	0-0	1	3	4	4	2	0	0	1	0	24
Team				5	4	9				1			
Totals	22-52	2-9	15-17	6	29	35	17	61	8	17	1	8	200

MISSISSIPPI STATE 58

Player	FG-A	3-pt. FG-A	FT-FTA	O. Reb.	D. Reb.	Tot. Reb.	PF	TP	A	TO	Bk	Stl	Min
Teaira McCowan	7-19	0-0	4-8	6	11	17	5	18	1	3	2	2	38
Blair Schaefer	2-5	2-5	0-0	0	2	2	4	6	1	2	0	0	28
Morgan William	3-4	0-1	0-0	0	0	0	3	6	2	3	0	0	24
Roshunda Johnson	1-6	1-5	0-0	0	2	2	3	3	0	2	0	1	32
Victoria Vivians	8-18	1-5	4-5	2	7	9	3	21	0	1	0	4	39
Jazzmun Holmes	0-0	0-0	2-2	0	2	2	2	2	2	0	0	1	16
Jordan Danberry	1-5	0-0	0-2	0	1	1	1	2	3	2	0	0	20
Zion Campbell	0-0	0-0	0-0	0	0	0	0	0	0	0	0	0	2
Chloe Bibby	0-2	0-0	0-0	1	0	1	0	0	0	0	0	0	1
Team				0	0	0							
Totals	22-59	4-16	10-17	12	26	38	21	58	9	15	2	8	200

SCORE BY PERIODS

	1st	2nd	3rd	4th	Game
Notre Dame	14	3	24	20	61
Mississippi State	17	13	11	17	58

Officials: Dee Kantner, Brenda Pantoja, Joe Vaszily; Attendance: 19,599



INDIVIDUAL NCAA CHAMPIONSHIP RECORDS

POINTS

Rk.	No.	Player	Opponent	Game	Date
1.	36	Beth Morgan	Alabama	East Regional Semifinal at Columbia, S.C.	3/22/97
2.	35	Arike Ogunbowale	Ohio State	Lexington Regional Semifinal at Lexington, Ky.	3/24/17
3.	35	Charel Allen	Oklahoma	Oklahoma City Region Second Round at West Lafayette, Ind.	3/25/08
4.	34	Arike Ogunbowale	Texas A&M	Chicago Regional Semifinal	3/30/19
5.	32	Ruth Riley	Vanderbilt	Midwest Regional Final at Denver, Colo.	3/26/01
	32	Jackie Young	UConn	National Semifinal in Columbus, Ohio	3/30/18

REBOUNDS

Rk.	No.	Player	Opponent	Game	Date
1.	18	Lauren Ebo	Mississippi St.	Second Round at South Bend, Ind.	3/19/23
2.	16	Katryna Gaither	George Washington	East Regional Final at Columbia, S.C.	3/24/97
3.	15	Liatu King	Michigan	Second Round at South Bend, Ind.	3/23/25
	15	Maddy Westbeld	Mississippi St.	Second Round at South Bend, Ind.	3/19/23
	15	Natalie Achonwa	Baylor	Notre Dame Regional Final at Notre Dame, Ind.	3/31/14
	15	Brianna Turner	UConn	National Semifinal in Tampa, Fla.	4/5/19

ASSISTS

Rk.	No.	Player	Opponent	Game	Date
1.	12	Olivia Miles	Oklahoma	Bridgeport Region Second Round at Norman, Oklahoma	3/21/22
	12	Marina Mabrey	Baylor	National Championship in Tampa, Fla.	4/7/19
	12	Skylar Diggins	Oklahoma	Dayton Regional Semifinal at Dayton, Ohio	3/26/11
4.	11	Hannah Hidalgo	Kent State	First Round at Notre Dame	3/23/24
	11	Olivia Miles	UMass	Bridgeport Region First Round at Norman, Oklahoma	3/19/22
	11	Skylar Diggins	Maryland	Raleigh Regional Final at Raleigh, N.C.	3/27/12
	11	Mollie Peirick	Texas Tech	Midwest Region Second Round at Lubbock, Texas	3/15/98
	11	Mollie Peirick	Alabama	East Regional Semifinal at Columbia, S.C.	3/22/97

BLOCKS

Rk.	No.	Player	Opponent	Game	Date
1.	7	Devereaux Peters	California	Raleigh Region Second Round at Notre Dame, Ind.	3/20/12
	7	Ruth Riley	Purdue	National Championship Game at St. Louis, Mo.	4/1/01
3.	5	8 times. MR: Lauren Ebo	Mississippi St.	Second Round at Notre Dame, Ind.	3/19/23

STEALS

Rk.	No.	Player	Opponent	Game	Date
1.	10	Hannah Hidalgo	Vanderbilt	Fort Worth Regional Semifinal at Fort Worth, Texas	3/27/26
2.	8	Hannah Hidalgo	Ohio State	Fort Worth Regional Second Round at Columbus, Ohio	3/23/26
	8	Hannah Hidalgo	Fairfield	Fort Worth Regional First Round at Columbus, Ohio	3/21/26
4.	7	Skylar Diggins	Vermont	Kansas City Region Second Round at Notre Dame, Ind.	3/23/10
	7	Niele Ivey	Southwest Missouri State	Midwest Region First Round at Lubbock, Texas	3/13/98

FIELD-GOALS MADE

Rk.	No.	Player	Opponent	Game	Date
1.	14	Hannah Hidalgo	Vanderbilt	Fort Worth Regional Semifinal	3/27/26
	14	Arike Ogunbowale	Texas A&M	Chicago Regional Semifinal	3/30/19
3.	13	Sonia Citron	Kent State	First Round at Notre Dame	3/23/24
	13	Skylar Diggins	Vermont	Kansas City Region Second Round at Notre Dame, Ind.	3/23/10
	13	Jacqueline Bateast	Middle Tennessee	East Region Second Round at Notre Dame, Ind.	3/23/04
	13	Beth Morgan	Alabama	East Regional Semifinal at Columbia, S.C.	3/22/97

FIELD-GOALS ATTEMPTED

Rk.	No.	Player	Opponent	Game	Date
1.	27	Arike Ogunbowale	Baylor	National Championship Game in Tampa, Fla.	4/7/19
	27	Jewell Loyd	Baylor	Notre Dame Regional Final at Notre Dame, Ind.	3/31/14
3.	26	Arike Ogunbowale	Texas A&M	Chicago Regional Semifinal	3/30/19
4.	25	Hannah Hidalgo	Vanderbilt	Fort Worth Regional Semifinal	3/27/26
	25	Sonia Citron	Oregon State	Albany Regional Semifinal	3/29/24

FIELD-GOAL PERCENTAGE (MIN. 6 MADE)

Rk.	No.	Player	Opponent	Game	Date
1.	1,000 (8-8)	Rosanne Bohman	Texas	East Region Second Round at Austin, Texas	3/17/97
2.	1,000 (7-7)	Liatu King	Michigan	Second Round at South Bend, Ind.	3/23/25
3.	1,000 (6-6)	Kylee Watson	Southern Utah	First Round at Notre Dame, Ind.	3/17/23
	1,000 (6-6)	Ruth Riley	Alcorn State	Midwest Region First Round at Notre Dame, Ind.	3/17/01
5.	.875 (7-8)	Ruth Riley	San Diego	Midwest Region First Round at Notre Dame, Ind.	3/17/00
	.875 (7-8)	Brianna Turner	North Carolina A&T	Lexington Region First Round at Notre Dame, Ind.	3/19/16

3-POINT FIELD-GOALS MADE

Rk.	No.	Player	Opponent	Game	Date
1.	7	Dara Mabrey	Oklahoma	Bridgeport Region Second Round at Norman, Oklahoma	3/21/22
7	Marina Mabrey	Texas A&M	Spokane Regional Semifinal	3/24/18	
3	6	Brittany Mallory	Oklahoma	Dayton Regional Semifinal at Dayton, Ohio	3/26/11
	6	Sheila McMillen	Purdue	Midwest Regional Semifinal at Lubbock, Texas	3/21/98
	6	Beth Morgan	Alabama	East Regional Semifinal at Columbia, S.C.	3/22/97

3-POINT FIELD-GOALS ATTEMPTED

Rank	No.	Player	Opponent	Game	Date
1.	12	Dara Mabrey	Oklahoma	Bridgeport Region Second Round at Norman, Oklahoma	3/21/22
2.	11	Beth Morgan	Texas Tech	Midwest Region Second Round at Lubbock, Texas	3/17/96
	11	Marina Mabrey	Texas A&M	Spokane Regional Semifinal	3/24/18

3-POINT FIELD-GOAL PERCENTAGE

Minimum 3 made

Rk.	No.	Player	Opponent	Game	Date
1.	1,000 (4-4)	Michaela Mabrey	Baylor	Oklahoma City Regional Final at Oklahoma City, Okla.	3/29/15
2.	1,000 (3-3)	Mychal Johnson	North Carolina A&T	Lexington Region First Round at Notre Dame, Ind.	3/19/16
	1,000 (3-3)	Michaela Mabrey	Connecticut	National Championship Game at Tampa, Fla.	4/7/15
	1,000 (3-3)	Natalie Novosel	Temple	Dayton Region Second Round at Salt Lake City, Utah	3/21/11



Rk.	No.	Player	Opponent	Game	Date
	1,000 (3-3)	Charel Allen	Oklahoma	Okla. City Region 2nd Round at West Lafayette, Ind.	3/25/08
	1,000 (3-3)	Mychal Johnson	North Carolina A&T	Lexington Regional First Round at Notre Dame, Ind.	3/19/16

FREE-THROWS MADE

Rk.	No.	Player	Opponent	Game	Date
1.	18	Natalie Novosel	California	Raleigh Region Second Round at Notre Dame, Ind.	3/20/12
2.	14	Beth Morgan	Texas	East Region Second Round at Austin, Texas	3/17/97
3.	12	Charel Allen	Oklahoma	Oklahoma City Region Second Round at West Lafayette, Ind.	3/25/08

FREE-THROWS ATTEMPTED

Rk.	No.	Player	Opponent	Game	Date
1.	20	Natalie Novosel	California	Raleigh Region Second Round at Notre Dame, Ind.	3/20/12
2.	18	Beth Morgan	Texas	East Region Second Round at Austin, Texas	3/17/97
3.	14	Ruth Riley	Purdue	National Championship Game at St. Louis, Mo.	4/1/01
4.	13	Michelle Marciniak	UCLA	Midwest Region First Round at Los Angeles, Calif.	3/18/92

FREE-THROW PERCENTAGE

Minimum 10 made

Rk.	No.	Player	Opponent	Game	Date
1.	1,000 (12-12)	Charel Allen	Oklahoma	Okla. City Region 2nd Rd at West Lafayette, Ind.	3/25/08
2.	1,000 (11-11)	Sonia Citron	Oklahoma	Bridgeport Region Second Round at Norman, Oklahoma	3/21/22
3.	1,000 (10-10)	Beth Morgan	Alabama	East Regional Semifinal at Columbia, S.C.	3/22/97

TEAM NCAA CHAMPIONSHIP RECORDS

MOST POINTS (GAME)

Rk.	No.	Opponent	Game	Date
1.	108	Oklahoma	Bridgeport Region Second Round at Norman, Oklahoma	3/21/22
2.	106	Stephen F. Austin	First Round at South Bend, Ind.	3/21/25
3.	99	CSUN	First Round in Notre Dame, Ind.	3/16/18
4.	99	Ohio State	Lexington Regional Semifinal at Lexington, Ky.	3/24/17
5.	98	Alcorn State	Midwest Region First Round at Notre Dame, Ind.	3/17/01

MOST POINTS (ONE HALF)

Rk.	No.	Opponent	Game	Date
1.	60 (2nd)	Stephen F. Austin	First Round at South Bend, Ind.	3/21/25
	60 (1st)	Oklahoma	Bridgeport Region Second Round at Norman, Oklahoma	3/21/22
3.	56 (2nd)	Duke	Norfolk Regional Final at Norfolk, Va.	4/2/13
4.	55 (1st)	CSUN	First Round in Notre Dame, Ind.	3/16/18
	55 (2nd)	Alabama	East Regional Semifinal at Columbia, S.C.	3/22/97

FEWEST POINTS (GAME)

Rk.	No.	Opponent	Game	Date
1.	47	Purdue	East Regional Semifinal at Dayton, Ohio	3/30/03
2.	49	Penn State	East Regional Semifinal at Hartford, Conn.	3/27/04
3.	50	Tennessee	Midwest Region Second Round at Knoxville, Tenn.	3/17/02
4.	51	North Carolina	Dallas Region Second Round at Pittsburgh, Pa.	3/20/07
5.	52	Connecticut	Fort Worth Regional Final	3/29/26

FEWEST POINTS (ONE HALF)

Rk.	No.	Opponent	Game	Date
1.	17 (1st)	Mississippi State	National Championship Game in Columbus, Ohio	4/1/18
2.	18 (1st)	Purdue	East Regional Semifinal at Dayton, Ohio	3/30/03
3.	20 (2nd)	Connecticut	National Championship Game at Nashville, Tenn.	4/8/14
4.	22 (1st)	Penn State	East Regional Semifinal at Hartford, Conn.	3/27/04

REBOUNDS

Rk.	No.	Opponent	Game	Date
1.	62	Alcorn State	Midwest Region First Round at Notre Dame, Ind.	3/17/01
2.	54	George Washington	Midwest Region Second Round at Notre Dame, Ind.	3/19/00
	54	UConn	National Semifinal in Tampa, Fla.	4/5/19
3.	53	George Washington	East Regional Final at Columbia, S.C.	3/24/97
	53	Southern Utah	2023 First Round	3/17/23

ASSISTS

Rk.	No.	Opponent	Game	Date
1.	29	North Carolina A&T	Lexington Regional First Round at Notre Dame, Ind.	3/19/16
2.	28	CSUN	First Round in Notre Dame, Ind.	3/16/18
3.	26	Stephen F. Austin	First Round at South Bend, Ind.	3/21/25
	26	Tennessee-Martin	Norfolk Region First Round at Iowa City, Iowa	3/24/13

BLOCKS

Rk.	No.	Opponent	Game	Date
1.	11	Purdue	National Championship Game at St. Louis, Mo.	4/1/01
2.	10	Oklahoma State	Notre Dame Regional Semifinal at Notre Dame, Ind.	3/29/14
3.	9	Stephen F. Austin	First Round at South Bend, Ind.	3/21/25
	9	Arizona State	Tempe Region Second Round at Fresno, Calif.	3/21/05
	9	Purdue	East Regional Semifinal at Dayton, Ohio	3/30/03

STEALS

Rk.	No.	Opponent	Game	Date
1.	20	Southwest Missouri State	Midwest Region First Round at Lubbock, Texas	3/13/98
2.	19	Vermont	Kansas City Region Second Round at Notre Dame, Ind.	3/23/10
3.	18	Stephen F. Austin	First Round at South Bend, Ind.	3/21/25
4.	17	Arizona State	Tempe Region Second Round at Fresno, Calif.	3/21/05
5.	16	4x. MR: Vanderbilt	Fort Worth Regional Semifinal	3/27/26

FIELD GOALS MADE

Rk.	No.	Opponent	Game	Date
1.	45	Stephen F. Austin	First Round at South Bend, Ind.	3/21/25
2.	41	Oklahoma	Bridgeport Region Second Round at Norman, Oklahoma	3/21/22
3.	40	CSUN	First Round in Notre Dame, Ind.	3/16/18

FIELD GOALS ATTEMPTED

Rk.	No.	Opponent	Game	Date
1.	80	Stephen F. Austin	First Round at South Bend, Ind.	3/21/25
2.	77	UConn	National Semifinal in Tampa, Fla.	4/5/19
3.	76	Oklahoma	Bridgeport Region Second Round at Norman, Oklahoma	3/21/22

FIELD GOAL PERCENTAGE (MIN. 20 MADE)

Rk.	No.	Opponent	Game	Date
1.	636 (28-44)	San Diego	Midwest Region First Round at Notre Dame, Ind.	3/17/00
	623 (33-53)	Montana	Oklahoma City Region First Round at Notre Dame, Ind.	3/20/15
3.	594 (38-64)	Robert Morris	Notre Dame Region First Round at Toledo, Ohio	3/22/14
4.	593 (32-54)	Alabama	East Regional Semifinal at Columbia, S.C.	3/22/97
5.	586 (34-58)	North Carolina A&T	Lexington Regional First Round at Notre Dame, Ind.	3/19/16



3-POINT FIELD GOALS MADE

Rk.	No.	Opponent	Game	Date
1.	12	Ohio State	Lexington Regional Semifinal at Lexington, Ky.	3/24/17
2.	10	Oklahoma	Bridgeport Region Second Round at Norman, Oklahoma	3/21/22
	10	Texas A&M	Spokane Regional Semifinal	3/24/18
	10	Robert Morris	Notre Dame Region First Round at Toledo, Ohio	3/22/14
5.	9	Duke	Norfolk Regional Final at Norfolk, Va.	4/2/13
	9	Oklahoma	Dayton Regional Semifinal at Dayton, Ohio	3/26/11
	9	CSUN	First Round in Notre Dame, Ind.	3/16/18

3-POINT FIELD-GOALS ATTEMPTED

Rk.	No.	Opponent	Game	Date
1.	25	Oklahoma	Bridgeport Region Second Round at Norman, Oklahoma	3/21/22
2.	24	Ohio State	Lexington Regional Semifinal at Lexington, Ky.	3/24/17
3.	23	Southwest Missouri State	East Region First Round at Notre Dame, Ind.	3/21/04

3-POINT FIELD-GOAL PERCENTAGE (MIN. 5 MADE)

Rk.	No.	Opponent	Game	Date
1.	.750 (8-12)	Alabama	East Regional Semifinal at Columbia, S.C.	3/22/97
2.	.727 (8-11)	Connecticut	National Semifinal at St. Louis, Mo.	3/30/01
3.	.714 (5-7)	Baylor	Oklahoma City Regional Final at Oklahoma City, Okla.	3/29/15

FREE-THROWS MADE

Rk.	No.	Opponent	Game	Date
1.	33	George Washington	Midwest Region Second Round at Notre Dame, Ind.	3/19/00
2.	30	Baylor	Notre Dame Regional Final at Notre Dame, Ind.	3/31/14
3.	28	Connecticut	National Semifinal at St. Louis, Mo.	3/30/01
4.	26	California	Raleigh Region Second Round at Notre Dame, Ind.	3/20/12

FREE-THROWS ATTEMPTED

Rk.	No.	Opponent	Game	Date
1.	45	George Washington	Midwest Region Second Round at Notre Dame, Ind.	3/19/00
2.	36	Connecticut	National Semifinal at St. Louis, Mo.	3/30/01
3.	36	San Diego	Midwest Region First Round at Notre Dame, Ind.	3/17/00
4.	33	twice. MR: vs. Baylor	Notre Dame Regional Final at Notre Dame, Ind.	3/31/14

FREE-TROW PERCENTAGE (MIN. 15 MADE)

Rk.	No.	Opponent	Game	Date
1.	.950 (19-20)	Ohio State	Lexington Regional Semifinal at Lexington, Ky.	3/24/17
2.	.950 (19-20)	Tennessee-Martin	Norfolk Region First Round at Iowa City, Iowa	3/24/13
3.	.938 (15-16)	Stanford	Chicago Regional Final	4/1/19
4.	.917 (22-24)	Oklahoma	Okla. City Region 2nd Round at West Lafayette, Ind.	3/25/08
5.	.909 (30-33)	Baylor	Notre Dame Regional Final at Notre Dame, Ind.	3/31/14

OPPONENT NCAA CHAMPIONSHIP RECORDS

MOST POINTS (INDIVIDUAL)

- 41. Janoni Cambridge (Ohio State). Fort Worth Region Second Round at Columbus, Ohio. 3/23/26.

MOST POINTS (TEAM, GAME)

- 92. UCLA. Midwest Region First Round at Los Angeles, Calif. 3/18/92.

MOST POINTS (TEAM, ONE HALF)

- 56 (2nd). UCLA. Midwest Region First Round at Los Angeles, Calif. 3/18/92.

FEWEST POINTS (TEAM, GAME)

- 35. St. Bonaventure. Raleigh Regional Semifinal at Raleigh, N.C. 3/25/12.

FEWEST POINTS (TEAM, ONE HALF)

- 11. New Mexico. Midwest Region First Round at Knoxville, Tenn. 3/17/02.

MOST REBOUNDS (INDIVIDUAL)

- 17, 2x: Kelly Schumacher (Connecticut). National Semifinal at St. Louis, Mo. 3/30/01 ; Teaira McCowan (Mississippi State), National Championship Game in Columbus, Ohio, 4/1/18

MOST REBOUNDS (TEAM)

- 64. UCLA. Midwest Region First Round at Los Angeles, Calif. 3/18/92.

MOST ASSISTS (INDIVIDUAL)

- 13 twice. MR: by Angel Goodrich (Kansas). Norfolk Regional Semifinal at Norfolk, Va. 3/31/13

MOST ASSISTS (TEAM)

- 25. Connecticut. National Championship Game at Nashville, Tenn. 4/8/14.

MOST BLOCKS (INDIVIDUAL)

- 6, 2x. Sedona Prince (TCU). Birmingham Regional Sweet 16 at Birmingham, Ala. 3/29/25; Tajama Abraham (George Washington). East Regional Final at Columbia, S.C. 3/24/97.

MOST BLOCKS (TEAM)

- 10. TCU. Birmingham Regional Sweet 16 at Birmingham, Ala. 3/29/25

MOST STEALS (INDIVIDUAL)

- 7 twice. MR: Kala Green (NC A&T). Lexington Region First Round. 3/19/16.

MOST STEALS (TEAM)

- 17. George Washington. Midwest Region Second Round at Notre Dame, Ind. 3/19/00.

MOST FIELD GOALS MADE (INDIVIDUAL)

- 14. Maya Moore (Connecticut). National Semifinal at Indianapolis, Ind. 4/3/11.

MOST FIELD GOALS MADE (TEAM)

- 39: Baylor, National Championship in Tampa, Fla., 4/7/19

FEWEST FIELD-GOALS MADE (TEAM)

- 9. St. Bonaventure. Raleigh Regional Semifinal at Raleigh, N.C. 3/25/12

MOST FIELD-GOALS ATTEMPTED (INDIVIDUAL)

- 34. Kennedy Carter (Texas A&M). Chicago Regional Semifinal, 3/30/19

MOST FIELD-GOALS ATTEMPTED (TEAM)

- 83. UCLA. Midwest Region First Round at Los Angeles, Calif. 3/18/92.

FEWEST FIELD-GOALS ATTEMPTED (TEAM)

- 42. Liberty. Raleigh Region First Round at Notre Dame, Ind. 3/18/12.

HIGHEST FIELD-GOAL PCT. (INDIVIDUAL)

- (Minimum 6 made)
- .900 (9-10). Nicole Griffin (Oklahoma). Dayton Regional Semifinal at Dayton, Ohio. 3/26/11.

HIGHEST FIELD-GOAL PERCENTAGE (TEAM)

- Minimum 20 made
- .604 (29-48). Oregon State. Albany Regional Semifinal. 3/29/24

LOWEST FIELD-GOAL PERCENTAGE (TEAM)

- .188 (9-48). St. Bonaventure. Raleigh Regional Semifinal at Raleigh, N.C. 3/25/12.

MOST 3-POINT FIELD GOALS MADE (INDIVIDUAL)

- 8: Destiny Brooks (CSUN), First Round at Notre Dame, Ind., 3/16/18

MOST 3-POINT FIELD GOALS MADE (TEAM)

- 12. Stanford. Lexington Regional Final at Lexington, Ky. 3/26/17.

FEWEST 3-POINT FIELD GOALS MADE (TEAM)

- 0 twice. MR: by Iowa. Norfolk Region Second Round at Iowa City, Iowa. 3/26/13.

MOST 3-POINT FIELD GOALS ATTEMPTED (INDIVIDUAL)

- 20. Angel Golden (Bethune-Cookman). Chicago Regional First Round at Notre Dame, Ind., 3/23/19

MOST 3-POINT FIELD GOALS ATTEMPTED (TEAM)

- 41. Alcorn State. Midwest Region First Round at Notre Dame, Ind. 3/17/01.

FEWEST 3-POINT FIELD GOALS ATTEMPTED (TEAM)

- 5. UCLA. Midwest Region First Round at Los Angeles, Calif. 3/18/92.

HIGHEST 3-POINT FIELD GOAL PERCENTAGE (IND.)

Minimum 4 made

- .615 (8-13) Destiny Brooks (CSUN) First Round at Notre Dame, Ind., 3/16/18

HIGHEST 3-POINT FIELD GOAL PERCENTAGE (TEAM)

Minimum 5 made

- .615 (8-13). Temple. Dayton Region 2nd Round at Salt Lake City, Utah. 3/21/11.

LOWEST 3-POINT FIELD GOAL PERCENTAGE (TEAM)

- .000 (0-8). Maryland. Raleigh Regional Final at Raleigh, N.C. 3/27/12.

MOST FREE-THROWS MADE (INDIVIDUAL)

- 12. Candace Parker (Tennessee). Okla. City Regional Semifinal at Oklahoma City, Okla. 3/30/08.

MOST FREE-THROWS MADE (TEAM)

- 29. Boston College. Albuquerque Region 1st Rd at West Lafayette, Ind. 3/19/06.

FEWEST FREE-THROWS MADE (TEAM)

- 2: CSUN, First Round at Notre Dame, Ind., 3/16/18
- 2: Baylor, National Championship in Tampa, Fla., 4/7/19

MOST FREE-THROWS ATTEMPTED (INDIVIDUAL)

- 17. Candace Parker (Tennessee). Okla. City Regional Semifinal at Oklahoma City, Okla. 3/30/08.

MOST FREE-THROWS ATTEMPTED (TEAM)

- 36. Boston College. Albuquerque Region 1st Rd at West Lafayette, Ind. 3/19/06.

FEWEST FREE-THROWS ATTEMPTED (TEAM)

- 3: CSUN, First Round at Notre Dame, Ind., 3/16/18

HIGHEST FREE-THROW PCT. (INDIVIDUAL)

Minimum 6 made

- 1.000 (8-8). Adrienne Thomas (Arizona State). Notre Dame Region 2nd Round at Toledo, Ohio. 3/24/14

HIGHEST FREE-THROW PERCENTAGE (TEAM)

Minimum 15 made

- .905 (19-21). Connecticut. National Semifinal at New Orleans, La. 4/7/13.

LOWEST FREE-THROW PERCENTAGE (TEAM)

- .286 (2-7). Baylor. National Championship in Tampa, Fla., 4/7/19



ALL-TIME RECORD BY OPPONENT

ADRIAN

Adrian leads 1-0
Home: 0-0, Away: 0-0, Neutral: 0-1

Date	Site	Score
3/7/80	Upland, Ind. *	L 59-73

* AIAW Midwest Regional

AKRON

Notre Dame leads 2-0
Home: 2-0, Away: 0-0, Neutral: 0-0

Date	Site	Score
11/11/11	South Bend, Ind. *	W 81-61
11/12/25	South Bend, Ind.	W 85-58

* Preseason WNIT (First Round)

ALABAMA

Alabama leads 3-1
Home: 0-1, Away: 0-1, Neutral: 1-1

Date	Site	Score
1/16/83	South Bend, Ind.	L 56-71
2/13/85	Tuscaloosa, Ala.	L 62-67
12/3/94	Irvine, Calif. *	L 87-105
3/22/97	Columbia, S.C. †	W 87-71

* UCI/Newport Beach Marriott Classic

† NCAA Championship (Regional Semifinal)

ALABAMA A&M

Notre Dame leads 1-0
Home: 0-0, Away: 0-0, Neutral: 1-0

Date	Site	Score
12/19/12	Las Vegas, Nev. *	W 100-39

* World Vision Classic

ALASKA-ANCHORAGE

Notre Dame leads 1-0
Home: 0-0, Away: 1-0, Neutral: 0-0

Date	Site	Score
3/20/81	Anchorage, Alaska *	W 59-58

* Northern Lights Tournament

ALCORN STATE

Notre Dame leads 1-0
Home: 1-0, Away: 0-0, Neutral: 0-0

Date	Site	Score
3/17/01	South Bend, Ind. *	W 98-49

* NCAA Championship (First Round)

AMERICAN

Notre Dame leads 1-0
Home: 0-0, Away: 0-0, Neutral: 1-0

Date	Site	Score
11/24/22	Bimini, Bahamas *	W 90-65

* Goombay Splash

ARIZONA

Notre Dame leads 3-1
Home: 1-0, Away: 0-1, Neutral: 2-0

Date	Site	Score
12/3/88	Charlottesville, Va. *	W (ot) 85-81
11/20/00	South Bend, Ind.	W 95-65

Date	Site	Score
11/24/01	Tucson, Ariz.	L 70-72
3/23/03	Manhattan, Kan. ^	W 59-47

* Investors Women's Classic

^ NCAA Championship (First Round)

ARIZONA STATE

Notre Dame leads 3-2
Home: 0-0, Away: 1-1, Neutral: 2-1

Date	Site	Score
1/27/83	Tempe, Ariz.	L 57-82
12/7/02	Tempe, Ariz. *	W 81-52
3/21/05	Fresno, Calif. ^	L 61-70
3/24/14	Toledo, Ohio ^	W 84-67
11/26/22	Bimini, Bahamas**	W 85-65

* AstraZeneca Hoops for the Cure Classic II

^ NCAA Championship (Second Round)

** Goombay Splash

ARKANSAS-PINE BLUFF

Notre Dame leads 1-0
Home: 1-0, Away: 0-0, Neutral: 0-0

Date	Site	Score
11/15/09	South Bend, Ind.	W 102-57

ARKANSAS STATE

Notre Dame leads 1-0
Home: 0-0, Away: 0-0, Neutral: 1-0

Date	Site	Score
12/17/05	Las Vegas, Nev. *	W 77-54

* Duel in the Desert

ARMY

Notre Dame leads 1-0
Home: 1-0, Away: 0-0, Neutral: 0-0

Date	Site	Score
11/26/01	South Bend, Ind.	W 89-57

AUBURN

Notre Dame leads 1-0
Home: 0-0, Away: 0-0, Neutral: 1-0

Date	Site	Score
11/14/03	Boulder, Colo. *	W 77-64

* WBCA Classic

AUGUSTANA

Notre Dame leads 1-0
Home: 1-0, Away: 0-0, Neutral: 0-0

Date	Site	Score
1/13/83	South Bend, Ind.	W 87-66

BALL STATE

Notre Dame leads 3-2
Home: 2-0, Away: 1-1, Neutral: 0-1

Date	Site	Score
2/11/81	Muncie, Ind.	L 61-79
3/6/81	Bloomington, Ind. *	L 69-76
1/28/82	South Bend, Ind.	W 60-57
11/20/22	South Bend, Ind.	W 95-60
11/24/23	Muncie, Ind.	W 90-59

* AIAW State Tournament

BAYLOR

Baylor leads 5-2
Home: 1-1, Away: 0-2, Neutral: 1-2

Date	Site	Score
12/1/10	Waco, Texas	L 65-76
11/20/11	Waco, Texas *	L 81-94



Date	Site	Score
4/3/12	Denver, Colo. †	L 61-80
12/5/12	South Bend, Ind.	L 61-73
3/31/14	South Bend, Ind. ^	W 88-69
3/29/15	Oklahoma City, Okla. ^	W 77-68
4/7/19	Tampa, Fla. †	L 82-81

* Preseason WNIT (Championship)
 † NCAA Championship (National Championship)
 ^ NCAA Championship (Regional Final)

BELLARMINE

Notre Dame leads 1-0
 Home: 1-0, Away: 0-0, Neutral: 0-0

Date	Site	Score
12/21/25	South Bend, Ind. *	W 110-38

BETHUNE-COOKMAN

Notre Dame leads 1-0
 Home: 1-0, Away: 0-0, Neutral: 0-0

Date	Site	Score
3/23/19	South Bend, Ind. *	W 92-50

* NCAA Championship (First Round)

BINGHAMTON

Notre Dame leads 1-0
 Home: 1-0, Away: 0-0, Neutral: 0-0

Date	Site	Score
12/16/18	South Bend, Ind.	W 103-53

BOSTON COLLEGE

Notre Dame leads 32-9
 Home: 19-1, Away: 13-7, Neutral: 0-1

Date	Site	Score
12/30/83	Chestnut Hill, Mass. *	L 55-59
1/6/96	South Bend, Ind.	W 80-51
1/7/97	Chestnut Hill, Mass.	W 61-57
2/12/97	South Bend, Ind.	W 91-64
1/17/98	Chestnut Hill, Mass.	L 76-78
12/30/98	Chestnut Hill, Mass.	L 65-78
2/3/99	South Bend, Ind.	W 74-59
2/5/00	South Bend, Ind.	W 72-59
2/3/01	Chestnut Hill, Mass.	W 81-65
2/10/02	South Bend, Ind.	W 60-44
1/29/03	Chestnut Hill, Mass.	L 48-76
1/31/04	South Bend, Ind.	W 52-50
2/2/05	South Bend, Ind.	W 64-57
2/15/05	Chestnut Hill, Mass.	W 54-47
3/19/06	West Lafayette, Ind. #	L 61-78
11/24/07	South Bend, Ind.	W 88-58
11/23/08	Chestnut Hill, Mass.	W 102-54
1/9/14	South Bend, Ind.	W 95-53
2/13/14	Chestnut Hill, Mass.	W 82-61
1/11/15	South Bend, Ind.	W 104-58
2/8/15	Chestnut Hill, Mass.	W 89-56
1/14/16	Chestnut Hill, Mass.	W 63-50
2/27/16	South Bend, Ind.	W 70-58
1/19/17	Chestnut Hill, Mass.	W 80-69
2/23/17	South Bend, Ind.	W 82-45
1/14/18	South Bend, Ind.	W 89-60
2/18/18	Chestnut Hill, Mass.	W 89-55
1/20/19	South Bend, Ind.	W 92-63
2/13/19	Chestnut Hill, Mass.	W 97-47
1/9/20	South Bend, Ind.	L 65-75
2/13/20	Chestnut Hill, Mass.	L 55-56
1/7/21	Chestnut Hill, Mass.	L 64-61
1/17/21	South Bend, Ind.	W 83-73
1/20/22	Chestnut Hill, Mass.	L 73-71
1/30/22	South Bend, Ind.	W 74-61

Date	Site	Score
1/17/23	South Bend, Ind.	W 85-48
2/2/23	Chestnut Hill, Mass.	W 72-59
1/11/24	South Bend, Ind.	W 98-48
2/25/24	Chestnut Hill, Mass.	W 79-55
1/23/25	Chestnut Hill, Mass.	W 89-63
1/8/26	South Bend, Ind.	W 94-60

* Nike Christmas Classic
 # NCAA Championship (First Round)

BOSTON UNIVERSITY

Boston University leads 1-0
 Home: 0-1, Away: 0-0, Neutral: 0-0

Date	Site	Score
1/19/86	South Bend, Ind.	L 72-74

BOWLING GREEN

Notre Dame leads 4-0
 Home: 2-0, Away: 2-0, Neutral: 0-0

Date	Site	Score
11/26/95	South Bend, Ind.	W 92-67
11/23/96	Bowling Green, Ohio	W 85-70
11/13/06	South Bend, Ind.	W (ot) 85-81
12/5/07	Bowling Green, Ohio	W (ot) 86-84

BRADLEY

Notre Dame leads 1-0
 Home: 0-0, Away: 1-0, Neutral: 0-0

Date	Site	Score
2/18/83	Peoria, Ill.	W 68-57

BRIGHAM YOUNG

Notre Dame leads 1-0
 Home: 0-0, Away: 0-0, Neutral: 1-0

Date	Site	Score
12/5/87	Green Bay, Wis. *	W 81-69

* Phoenix Classic

BROWN

Notre Dame leads 1-0
 Home: 0-0, Away: 1-0, Neutral: 0-0

Date	Site	Score
12/5/93	Providence, R.I. *	W 58-54

* Brown PowerBar Tournament

BRYANT

Notre Dame leads 1-0
 Home: 1-0, Away: 0-0, Neutral: 0-0

Date	Site	Score
11/21/21	South Bend, Ind.	W 94-35

* Bro

BUCKNELL

Bucknell leads 1-0
 Home: 1-0, Away: 0-0, Neutral: 0-0

Date	Site	Score
11/15/16	South Bend, Ind.	W 85-54

BUTLER

Notre Dame leads 20-6
 Home: 11-3, Away: 7-3, Neutral: 2-0

Date	Site	Score
12/1/80	South Bend, Ind.	L 51-60
12/10/81	Indianapolis, Ind.	L 58-67
12/2/82	South Bend, Ind.	W 80-73
1/30/85	Indianapolis, Ind.	W 79-40
2/28/85	South Bend, Ind.	W 99-36



2025-26 NOTRE DAME WOMEN'S BASKETBALL

Date	Site	Score
1/29/86	Indianapolis, Ind.	W 91-40
2/26/86	South Bend, Ind.	W 77-48
1/21/89	Indianapolis, Ind.	W 61-40
3/5/89	South Bend, Ind.	W 88-65
1/9/90	South Bend, Ind.	W 74-59
2/13/90	Indianapolis, Ind.	W 59-46
3/10/90	Dayton, Ohio *	W 67-66
1/7/91	Indianapolis, Ind.	W 80-64
2/12/91	South Bend, Ind.	W 94-62
3/9/91	Dayton, Ohio *	W 62-52
1/23/92	Indianapolis, Ind.	L 63-77
2/22/92	South Bend, Ind.	W 79-70
1/30/93	Indianapolis, Ind.	L 70-82
3/4/93	South Bend, Ind.	L 69-80
1/22/94	South Bend, Ind.	L 62-65
2/10/94	Indianapolis, Ind.	W 82-80
2/10/95	South Bend, Ind.	W 68-56
11/18/97	South Bend, Ind.	W 71-65
11/18/98	Indianapolis, Ind.	W 71-60
12/1/99	South Bend, Ind.	W 77-57
11/28/10	South Bend, Ind.	W 85-54

* MCC Tournament

WBCA Classic

CALIFORNIA

Notre Dame leads 5-1

Home: 2-0, Away: 0-1, Neutral: 3-0

Date	Site	Score
3/18/07	Pittsburgh, Pa. *	W 62-59
3/20/12	South Bend, Ind. **	W 73-62
11/12/22	St. Louis, Mo. ^	W 90-79
2/9/25	South Bend, Ind.	W 91-52
3/7/25	Greensboro, N.C. %	W 73-64
1/29/26	Berkeley, Calif.	L 69-80

* NCAA Championship (First Round)

** NCAA Championship (Second Round)

^ Citi Shamrock Classic

% ACC Tournament

CANISIUS

Notre Dame leads 1-0

Home: 1-0, Away: 0-0, Neutral: 0-0

Date	Site	Score
11/27/07	South Bend, Ind.	W 93-47

CEDARVILLE

Notre Dame leads 1-0

Home: 0-0, Away: 0-0, Neutral: 1-0

Date	Site	Score
12/1/79	Upland, Ind. *	W 73-60

* Taylor Invitational

CENTRAL FLORIDA (UCF)

Notre Dame leads 3-0

Home: 1-0, Away: 2-0, Neutral: 0-0

Date	Site	Score
11/25/89	Orlando, Fla. *	W 81-61
12/29/09	Orlando, Fla.	W 85-52
12/20/11	South Bend, Ind.	W 90-38

* Rotary Classic

CENTRAL MICHIGAN

Notre Dame leads 6-1

Home: 4-1, Away: 2-0, Neutral: 0-0

Date	Site	Score
12/21/83	South Bend, Ind.	L 69-72

Date	Site	Score
11/10/06	South Bend, Ind.	W 88-66
11/20/07	Mount Pleasant, Mich.	W 94-41
11/29/12	Mount Pleasant, Mich.	W 72-63
12/22/13	South Bend, Ind.	W 106-72
11/11/16	South Bend, Ind.	W 107-47
11/24/25	South Bend, Ind.	W 83-51

* Preseason WNIT

CHARLOTTE

Notre Dame leads 2-0

Home: 0-0, Away: 2-0, Neutral: 0-0

Date	Site	Score
12/28/08	Charlotte, N.C.	W 68-61
12/20/09	South Bend, Ind.	W 90-31

CHATTANOOGA

Notre Dame leads 2-0

Home: 1-0, Away: 1-0, Neutral: 0-0

Date	Site	Score
11/21/14	South Bend, Ind.	W 88-53
12/27/16	Chattanooga, Tenn.	W 79-58

CHICAGO

Notre Dame leads 1-0

Home: 0-0, Away: 1-0, Neutral: 0-0

Date	Site	Score
1/24/80	Chicago, Ill.	W 70-61

CHICAGO STATE

Notre Dame leads 4-0

Home: 2-0, Away: 0-0, Neutral: 2-0

Date	Site	Score
1/13/79	DeKalb, Ill. *	W 78-55
1/11/80	DeKalb, Ill. #	W 68-61
11/21/23	South Bend, Ind.	W 113-35
11/9/25	South Bend, Ind.	W 116-58

* Northern Illinois Tournament

Huskie Invitational

CINCINNATI

Notre Dame leads 9-0

Home: 5-0, Away: 4-0, Neutral: 0-0

Date	Site	Score
2/13/82	South Bend, Ind.	W 67-58
2/25/06	Cincinnati, Ohio	W (ot) 75-66
1/10/07	South Bend, Ind.	W 81-70
2/2/08	Cincinnati, Ohio	W 73-41
1/31/09	South Bend, Ind.	W 66-50
2/9/10	Cincinnati, Ohio	W 66-50
2/26/11	South Bend, Ind.	W 66-48
1/14/12	Cincinnati, Ohio	W 76-50
2/2/13	South Bend, Ind.	W 64-42

CLARK

Notre Dame leads 1-0

Home: 1-0, Away: 0-0, Neutral: 0-0

Date	Site	Score
11/1/78	South Bend, Ind.	W 81-51

CLEMSON

Notre Dame leads 10-4

Home: 5-2, Away: 5-1, Neutral: 0-1

Date	Site	Score
1/5/14	South Bend, Ind.	W 71-51
1/24/15	Clemson, S.C.	W 74-36
2/25/16	South Bend, Ind.	W 71-52
2/16/17	Clemson, S.C.	W 84-80



Date	Site	Score
1/21/18	South Bend, Ind.	W 90-37
1/31/19	Clemson, S.C.	W 101-63
12/29/19	South Bend, Ind.	L 55-71
12/20/20	Clemson, S.C.	L 78-55
3/4/21	Greensboro, N.C.*	L 68-63
2/24/22	South Bend, Ind.	W 77-56
1/19/23	Clemson, S.C.	W 57-54
2/22/24	South Bend, Ind.	W 74-47
1/12/25	Clemson, S.C.	W 67-58
1/25/26	South Bend, Ind.	L 58-65

* ACC Tournament

CLEVELAND STATE

Notre Dame leads 6-0
Home: 4-0, Away: 2-0, Neutral: 0-0

Date	Site	Score
1/20/87	South Bend, Ind.	W 85-68
2/17/88	Cleveland, Ohio	W 87-69
1/9/95	South Bend, Ind.	W 90-66
2/16/95	Cleveland, Ohio	W (ot) 83-79
11/26/02	South Bend, Ind.	W 107-65
3/21/10	South Bend, Ind.	W 86-58

* NCAA Championship (First Round)

COLORADO

Colorado leads 3-0
Home: 0-0, Away: 0-1, Neutral: 0-2

Date	Site	Score
12/16/86	Austin, Texas*	L 53-76
12/27/94	Seattle, Wash. #	L 70-91
11/15/03	Boulder, Colo. †	L (ot) 63-67

* Texas Classic

Seattle Times Husky Classic

† WBCA Classic

COLORADO STATE

Notre Dame leads 3-1
Home: 2-0, Away: 1-1, Neutral: 0-0

Date	Site	Score
11/21/01	Fort Collins, Colo.	L 66-72
12/23/02	South Bend, Ind.	W 46-45
12/29/03	Fort Collins, Colo.	W 63-59
11/22/04	South Bend, Ind.	W 69-47

CONCORDIA

Notre Dame leads 1-0
Home: 1-0, Away: 0-0, Neutral: 0-0

Date	Site	Score
12/6/80	South Bend, Ind.	W 82-51

CONNECTICUT

Connecticut leads 41-16
Home: 6-12, Away: 5-23, Neutral: 5-6

Date	Site	Score
1/18/96	South Bend, Ind.	L 64-87
2/24/96	Storrs, Conn.	L 79-86
3/5/96	Storrs, Conn. *	L 54-71
2/9/97	Storrs, Conn.	L 49-72
3/4/97	Storrs, Conn. *	L 77-86
12/16/97	South Bend, Ind.	L 59-78
2/21/98	Storrs, Conn.	L 61-73
3/2/98	Piscataway, N.J. *	L 53-73
12/8/98	South Bend, Ind.	L 81-106
3/2/99	Piscataway, N.J. *	L 75-96
2/26/00	Hartford, Conn.	L 59-77
1/15/01	South Bend, Ind.	W 92-76

Date	Site	Score
3/6/01	Storrs, Conn. *	L 76-78
3/30/01	St. Louis, Mo. #	W 90-75
1/21/02	Hartford, Conn.	L 53-80
1/20/03	South Bend, Ind.	L 52-73
2/23/03	Storrs, Conn.	L 59-77
1/13/04	South Bend, Ind.	W 66-51
1/12/05	South Bend, Ind.	L 50-67
1/30/05	Storrs, Conn.	W 65-59
3/7/05	Hartford, Conn. *	L 54-67
2/19/06	South Bend, Ind.	L 64-79
3/5/06	Hartford, Conn. *	L 60-71
1/27/07	Storrs, Conn.	L 47-64
1/27/08	South Bend, Ind.	L 64-81
2/22/09	Hartford, Conn.	L 66-76
1/16/10	Storrs, Conn.	L 46-70
3/1/10	South Bend, Ind.	L 51-76
3/8/10	Hartford, Conn. *	L 44-59
1/8/11	South Bend, Ind.	L 76-79
2/19/11	Storrs, Conn.	L 57-78
3/8/11	Hartford, Conn. *	L 64-73
4/3/11	Indianapolis, Ind. #	W 72-63
1/7/12	South Bend, Ind.	W (ot) 74-67
2/27/12	Hartford, Conn.	W 72-59
3/6/12	Hartford, Conn. *	L 54-63
4/1/12	Denver, Colo. #	W (ot) 83-75
1/5/13	Storrs, Conn.	W 73-72
3/4/13	South Bend, Ind.	W (3ot) 96-87
3/12/13	Hartford, Conn. *	W 61-59
4/7/13	New Orleans, La. #	L 65-83
4/8/14	Nashville, Tenn. %	L 58-79
12/16/14	South Bend, Ind.	L 58-76
4/7/15	Tampa, Fla. %	L 53-63
12/5/15	Storrs, Conn. ^	L 81-91
12/7/16	South Bend, Ind.	L 61-72
12/3/17	Hartford, Conn. ^	L 71-80
3/30/18	Columbus, Ohio #	W 91-89 (OT)
12/2/18	South Bend, Ind.	L 89-71
4/5/19	Tampa, Fla. #	W 81-76
12/8/19	Storrs, Conn. ^	L 57-81
12/5/21	Storrs, Conn.	L 73-54
12/4/22	South Bend, Ind.	W 74-60
1/27/24	Storrs, Conn.	W 82-65
12/12/24	South Bend, Ind.	W 79-68
1/19/26	Storrs, Conn.	L 47-85
3/29/26	Fort Worth, Texas**	L 52-70

* BIG EAST Tournament

NCAA Championship (National Semifinal)

% NCAA Championship (National Championship)

^ Jimmy V Women's Classic

** NCAA Championships (Regional Final)

CREIGHTON

Notre Dame leads 3-0
Home: 1-0, Away: 1-0, Neutral: 1-0

Date	Site	Score
1/9/82	Minneapolis, Minn. *	W 69-48
12/11/10	South Bend, Ind.	W 91-54
12/4/11	Omaha, Neb.	W 76-48

* Saint Catherine's Tournament

CSUN

Notre Dame leads 1-0
Home: 1-0, Away: 0-0, Neutral: 0-0

Date	Site	Score
3/16/18	South Bend, Ind.	W 99-81

* NCAA 1st & 2nd Rounds (First)

DAVIDSON



2025-26 NOTRE DAME WOMEN'S BASKETBALL

Notre Dame leads 1-0

Home: 0-0, Away: 0-0, Neutral: 1-0

Date	Site	Score
1/4/81	Charlotte, N.C.	W 85-37

DAYTON

Notre Dame leads 22-6

Home: 10-3, Away: 11-3, Neutral: 1-0

Date	Site	Score
3/6/83	South Bend, Ind.	W (ot) 68-64
3/3/84	Dayton, Ohio	W 63-57
2/5/85	Dayton, Ohio	W 81-66
3/6/85	South Bend, Ind.	W 72-57
2/5/86	South Bend, Ind.	L 58-61
3/8/86	Dayton, Ohio	W 66-62
1/28/87	South Bend, Ind.	L 54-55
3/7/87	Dayton, Ohio	W 59-48
2/13/88	South Bend, Ind.	W 60-58
3/12/88	Dayton, Ohio	W 77-64
1/28/89	South Bend, Ind.	W 72-57
2/23/89	Dayton, Ohio	L 55-67
1/23/90	Dayton, Ohio	W 85-60
3/1/90	South Bend, Ind.	W 76-47
3/9/90	Dayton, Ohio *	W 67-59
1/21/91	South Bend, Ind.	W 79-49
2/28/91	Dayton, Ohio	L 76-79
3/8/91	Dayton, Ohio *	W 81-61
1/9/92	South Bend, Ind.	W (Zot) 76-70
2/8/92	Dayton, Ohio	L 62-63
3/12/92	Cincinnati, Ohio *	W 74-55
1/7/93	Dayton, Ohio	W 72-60
2/13/93	South Bend, Ind.	W 92-80
3/8/93	South Bend, Ind. *	L 74-78
1/4/94	Dayton, Ohio	W 63-55
1/2/95	South Bend, Ind.	W 80-63
12/13/03	South Bend, Ind.	W 78-41
12/9/04	Dayton, Ohio	W 65-39

* MCC Tournament

DELAWARE

Delaware leads 1-0

Home: 0-0, Away: 0-0, Neutral: 0-1

Date	Site	Score
12/20/80	Philadelphia, Pa. *	L 56-70

* Penn Holiday Tournament

DENVER

Notre Dame leads 1-0

Home: 0-0, Away: 0-0, Neutral: 1-0

Date	Site	Score
11/27/16	Freeport, Bahamas	W 94-52

DEPAUL

Notre Dame leads 27-20

Home: 14-7, Away: 11-11, Neutral: 2-2

Date	Site	Score
1/30/79	Chicago, Ill.	L 53-82
2/27/82	South Bend, Ind.	L 55-60
2/27/83	Chicago, Ill.	W 52-50
1/21/84	Chicago, Ill.	L 46-62
1/30/84	South Bend, Ind.	W 78-62
1/27/85	Chicago, Ill.	L 64-72
2/24/85	South Bend, Ind.	W 68-57
1/26/86	South Bend, Ind.	W 55-53
2/23/86	Chicago, Ill.	W 73-58
1/18/87	South Bend, Ind.	L 68-80
2/21/87	Chicago, Ill.	W 53-44
1/20/88	Chicago, Ill.	L 77-80

Date	Site	Score
2/28/88	South Bend, Ind.	L 68-69
1/24/89	Chicago, Ill.	L 62-83
3/24/89	Amarillo, Texas *	L 69-77
1/27/90	South Bend, Ind.	L 64-71
1/11/91	Chicago, Ill.	W 81-66
2/11/92	South Bend, Ind.	L 49-62
1/25/93	Chicago, Ill.	L 55-71
1/11/94	South Bend, Ind.	W 77-63
1/16/95	Chicago, Ill.	L 87-96
12/31/01	South Bend, Ind.	W 79-50
12/11/02	Chicago, Ill.	L 59-75
1/17/06	South Bend, Ind.	W 78-75
2/12/06	Chicago, Ill.	L 50-79
2/11/07	South Bend, Ind.	W 78-70
2/26/07	Chicago, Ill.	L 73-87
3/3/07	Hartford, Conn. #	L 71-76
1/22/08	South Bend, Ind.	L 80-81
2/24/08	Chicago, Ill.	W 66-64
1/6/09	Chicago, Ill.	W 86-62
2/8/09	South Bend, Ind.	W 62-59
2/14/10	South Bend, Ind.	W 90-66
2/28/11	Chicago, Ill.	L 69-70
3/7/11	Hartford, Conn. #	W 71-67
2/5/12	South Bend, Ind.	W 90-70
3/4/12	Hartford, Conn. #	W 69-54
2/24/13	Chicago, Ill.	W 84-56
11/26/13	South Bend, Ind.	W 92-76
12/10/14	Chicago, Ill.	W (ot) 94-93
3/22/15	South Bend, Ind. +	W 79-67
12/9/19	South Bend, Ind.	W 95-90
12/10/16	Chicago, Ill.	W 75-61
12/17/17	South Bend, Ind.	W 91-82
11/17/18	Chicago, Ill.	W 101-77
12/11/19	South Bend, Ind.	L 94-105
12/22/21	Chicago, Ill.	W 91-86

* NWIT

BIG EAST Tournament

+ NCAA Championship (Second Round)

DETROIT

Notre Dame leads 22-2

Home: 12-0, Away: 9-2, Neutral: 1-0

Date	Site	Score
1/21/83	South Bend, Ind.	W 78-61
2/14/84	South Bend, Ind.	W 72-67
2/18/84	Detroit, Mich.	L 80-85
1/19/85	Detroit, Mich.	W 76-62
2/17/85	South Bend, Ind.	W 66-53
1/17/86	South Bend, Ind.	W 72-58
2/15/86	Detroit, Mich.	W 67-56
2/11/87	Detroit, Mich.	L 86-94
2/11/88	South Bend, Ind.	W 79-51
1/19/89	South Bend, Ind.	W 76-67
2/2/89	Detroit, Mich.	W 71-57
2/15/90	South Bend, Ind.	W 99-58
3/6/90	Detroit, Mich.	W 86-72
1/3/91	South Bend, Ind.	W 87-53
2/14/91	Detroit, Mich.	W 87-62
1/29/92	Detroit, Mich.	W 86-70
2/20/92	South Bend, Ind.	W 66-58
3/13/92	Cincinnati, Ohio *	W 85-44
1/14/93	South Bend, Ind.	W 80-55
2/20/93	Detroit, Mich.	W 68-55
1/29/94	South Bend, Ind.	W 80-67
2/24/94	Detroit, Mich.	W 87-76
1/14/95	Detroit, Mich.	W 67-65
2/25/95	South Bend, Ind.	W 83-62

* MCC Tournament



DRAKE

Notre Dame leads 1-0
Home: 0-0, Away: 0-0, Neutral: 1-0

Date	Site	Score
11/23/18	Vancouver, Canada +	W 82-64

+ Vancouver Showcase

DUKE

Notre Dame leads 19-7
Home: 7-1, Away: 5-4, Neutral: 7-2

Date	Site	Score
3/22/86	Amarillo, Texas *	W 74-67
2/6/88	Durham, N.C.	W 78-66
11/22/97	Durham, N.C.	L 62-80
11/21/98	South Bend, Ind.	W 84-57
11/17/04	South Bend, Ind. ^	W 76-65
11/26/11	Freeport, Bahamas †	W 56-54
4/2/13	Norfolk, Va. &	W 87-76
2/2/14	Durham, N.C.	W 88-67
2/23/14	South Bend, Ind.	W 81-70
3/9/14	Greensboro, N.C. #	W 69-53
2/16/15	South Bend, Ind.	W 63-50
3/7/15	Greensboro, N.C. #	W 55-49
2/1/16	Durham, N.C.	W 68-61
3/4/16	Greensboro, N.C. #	W 83-54
1/26/17	South Bend, Ind.	W 62-58
3/5/17	Myrtle Beach, S.C. #	W 84-61
2/4/18	Durham, N.C.	W 72-54
2/21/19	South Bend, Ind.	W 89-61
1/16/20	Durham, N.C.	L 47-50
1/2/22	Durham, N.C.	L 72-70
2/5/23	South Bend, Ind.	L 52-57
2/19/24	Durham, N.C.	W 70-62
2/17/25	South Bend, Ind.	W 64-49
3/8/25	Greensboro, N.C.#	L 56-61
1/4/26	Durham, N.C.	L 68-82
3/7/26	Duluth, Ga.#	L 63-65

* NWIT
^ Preseason WNIT (Semifinal)
† Junkanoo Jam
& NCAA Championship (Regional Final)
ACC Tournament

DUQUESNE

Notre Dame leads 3-0
Home: 1-0, Away: 1-0, Neutral: 1-0

Date	Site	Score
2/6/93	South Bend, Ind.	W 95-67
1/1/93	Pittsburgh, Pa.	W 91-63
12/1/13	Toronto, Ontario	W 100-61

EAST CAROLINA

Notre Dame leads 2-0
Home: 1-0, Away: 1-0, Neutral: 0-0

Date	Site	Score
12/30/82	South Bend, Ind.	W 52-50
1/5/84	Greenville, N.C.	W 66-50

EASTERN MICHIGAN

Notre Dame leads 5-0
Home: 3-0, Away: 2-0, Neutral: 0-0

Date	Site	Score
12/15/82	South Bend, Ind.	W 75-58
11/30/84	Ypsilanti, Mich.	W 70-59
12/2/08	Ypsilanti, Mich.	W 83-63
12/2/09	South Bend, Ind.	W 69-59
12/15/24	South Bend, Ind.	W 118-49

ETSU

Notre Dame leads 1-0
Home: 0-0, Away: 0-0, Neutral: 1-0

Date	Site	Score
11/24/17	Estero, Fla.*	W 77-46

* Gulf Coast Showcase

EVANSVILLE

Notre Dame leads 19-1
Home: 10-0, Away: 8-1, Neutral: 1-0

Date	Site	Score
1/27/84	South Bend, Ind.	W 77-56
3/10/84	Evansville, Ind.	W 80-68
2/1/85	South Bend, Ind.	W 74-53
3/3/85	Evansville, Ind.	W 72-70
2/2/86	Evansville, Ind.	W 76-55
2/28/86	South Bend, Ind.	W 73-57
1/12/89	Evansville, Ind.	W 75-65
2/9/89	South Bend, Ind.	W 71-55
3/10/89	Dayton, Ohio *	W 75-66
1/29/90	South Bend, Ind.	W 79-45
2/3/90	Evansville, Ind.	W 70-58
11/26/90	South Bend, Ind.	W 83-65
2/2/91	Evansville, Ind.	W 73-56
2/13/92	South Bend, Ind.	W 78-62
2/24/92	Evansville, Ind.	W 79-65
1/28/93	Evansville, Ind.	L 69-73
3/6/93	South Bend, Ind.	W 74-62
1/20/94	South Bend, Ind.	W 93-48
2/12/94	Evansville, Ind.	W 89-62
11/19/08	South Bend, Ind.	W 96-61

* MCC Tournament

FAIRFIELD

Notre Dame leads 2-0
Home: 0-0, Away: 0-0, Neutral: 2-0

Date	Site	Score
12/28/87	Villanova, Pa. *	W 75-62
3/21/26	Columbus, Ohio#	W 79-60

* Wildcat Tournament
NCAA Tournament

FAIRLEIGH DICKINSON

Notre Dame leads 1-0
Home: 1-0, Away: 0-0, Neutral: 1-0

Date	Site	Score
11/5/25	South Bend, Ind.	W 98-52

FLORIDA GULF COAST

Notre Dame trails 1-0
Home: 0-0, Away: 0-0, Neutral: 0-1

Date	Site	Score
11/28/19	Cancun, Mexico	L 60-69

* Cancun Challenge

FLORIDA INTERNATIONAL

Notre Dame leads 1-0
Home: 0-0, Away: 1-0, Neutral: 0-0

Date	Site	Score
12/19/99	Miami, Fla.	W 68-62

FLORIDA STATE

Notre Dame leads 14-2
Home: 5-1, Away: 6-1, Neutral: 3-0

Date	Site	Score
2/6/14	Tallahassee, Fla.	W 81-60
3/7/14	Greensboro, N.C. *	W 83-57



2025-26 NOTRE DAME WOMEN'S BASKETBALL

Date	Site	Score
1/27/15	South Bend, Ind.	W 74-68
3/8/15	Greensboro, N.C. *	W 71-58
2/22/16	Tallahassee, Fla.	W 73-66
2/26/17	South Bend, Ind.	W 79-61
1/28/18	Tallahassee, Fla.	W 100-69
3/3/18	Greensboro, N.C. *	W 90-80
2/10/19	South Bend, Ind.	W 97-70
3/1/20	Tallahassee, Fla.	W 70-67
2/25/21	South Bend, Ind.	W 72-64
2/6/22	Tallahassee, Fla.	L 70-65
1/26/23	South Bend, Ind.	W 70-47
2/11/24	Tallahassee, Fla.	W 98-94 (2OT)
2/27/25	South Bend, Ind.	L 81-86
12/7/25	Tallahassee, Fla.	W 93-58

* ACC Tournament

FORDHAM

Notre Dame leads 4-0

Home: 3-0, Away: 1-0, Neutral: 0-0

Date	Site	Score
11/27/00	South Bend, Ind.	W 89-44
11/14/16	South Bend, Ind. *	W 67-36
11/5/19	Bronx, N.Y.	W 60-55
11/18/21	South Bend, Ind.	W 71-56

* Preseason WNIT

FRANKLIN

Franklin leads 1-0

Home: 0-0, Away: 0-0, Neutral: 0-1

Date	Site	Score
3/3/79	Terre Haute, Ind. *	L 64-69

* IAAIW Tournament

GEORGE WASHINGTON

Notre Dame leads 2-0

Home: 1-0, Away: 0-0, Neutral: 1-0

Date	Site	Score
3/24/97	Columbia, S.C. *	W 62-52
3/19/00	South Bend, Ind. †	W 95-60

* NCAA Championship (Regional Final)

† NCAA Championship (Second Round)

GEORGETOWN

Notre Dame leads 26-3

Home: 14-0, Away: 10-2, Neutral: 2-1

Date	Site	Score
1/6/83	Washington, D.C.	W 78-68
12/8/84	South Bend, Ind.	W 72-49
12/2/88	Charlottesville, Va. *	L 60-70
12/30/92	South Bend, Ind.	W (ot) 78-72
12/30/93	Washington, D.C.	W 83-62
1/21/96	South Bend, Ind.	W 92-61
2/10/96	Washington, D.C.	W 81-63
1/25/97	South Bend, Ind.	W 67-63
3/3/97	Storrs, Conn. †	W 83-43
1/6/98	Washington, D.C.	W 69-44
2/18/98	South Bend, Ind.	W 80-54
1/2/99	Washington, D.C.	W 93-61
1/8/00	Washington, D.C.	W 82-60
1/29/00	South Bend, Ind.	W 87-56
2/24/01	South Bend, Ind.	W 65-53
3/4/01	Storrs, Conn. †	W 89-33
2/23/02	Washington, D.C.	W 86-66
2/5/03	South Bend, Ind.	W 74-49
1/7/04	Washington, D.C.	L 73-76
2/4/04	South Bend, Ind.	W 66-52
2/12/05	South Bend, Ind.	W 72-58

Date	Site	Score
1/21/06	Washington, D.C.	W 54-52
2/21/07	South Bend, Ind.	W 73-48
1/19/08	Washington, D.C.	W 104-86
1/10/09	South Bend, Ind.	W 84-63
2/20/10	Washington, D.C.	L 66-76
1/18/11	South Bend, Ind.	W 80-58
1/10/12	Washington, D.C.	W 80-60
1/15/13	South Bend, Ind.	W 79-64

* Investors Women's Classic

† BIG EAST Tournament

GEORGIA

Georgia leads 3-1

Home: 0-1, Away: 0-1, Neutral: 1-1

Date	Site	Score
12/8/91	Athens, Ga.	L (ot) 86-90
12/21/92	South Bend, Ind.	L 75-81
11/24/00	Madison, Wis. *	W 75-73
11/26/21	Daytona Beach, Fla. ^	L (OT) 71-67

* Coaches vs. Cancer Challenge

^ Daytona Beach Invitational

GEORGIA SOUTHERN

Notre Dame leads 1-0

Home: 1-0, Away: 0-0, Neutral: 0-0

Date	Site	Score
11/25/08	South Bend, Ind.	W 85-36

GEORGIA TECH

Notre Dame leads 19-2

Home: 10-1, Away: 8-1, Neutral: 1-0

Date	Site	Score
11/30/96	Atlanta, Ga. *	W 76-69
2/17/14	South Bend, Ind.	W 87-72
1/22/15	South Bend, Ind.	W 89-76
2/19/15	Atlanta, Ga.	W 71-61
12/30/15	South Bend, Ind.	W 85-76
1/28/16	Atlanta, Ga.	W 54-42
1/2/17	Atlanta, Ga.	W 55-38
2/12/17	South Bend, Ind.	W 90-69
1/7/18	Atlanta, Ga.	W 77-54
2/11/18	South Bend, Ind.	W 85-69
1/6/19	Atlanta, Ga.	W 76-55
2/3/19	South Bend, Ind.	W 90-50
2/2/20	Atlanta, Ga.	W 59-51
12/13/20	South Bend, Ind.	L 82-67
1/3/20	South Bend, Ind.	W 69-67
2/17/22	Atlanta, Ga.	W (OT) 72-66
3/4/22	Greensboro, N.C. #	W 71-53
2/23/23	South Bend, Ind.	W 76-53
2/1/24	Atlanta, Ga.	W 85-48
1/16/25	South Bend, Ind.	W 81-66
1/17/26	Atlanta, Ga.	L (OT) 90-95

* Comfort Inn Downtown Classic

ACC Tournament

GONZAGA

Notre Dame leads 2-0

Home: 0-0, Away: 0-0, Neutral: 2-0

Date	Site	Score
12/29/10	Seattle, Wash. *	W 70-61
11/22/18	Vancouver, Canada +	W 81-65

* State Farm Holiday Hoops Classic

+ Vancouver Showcase

GOSHEN

Notre Dame leads 6-0



Home: 2-0, Away: 2-0, Neutral: 2-0

Date	Site		Score
2/13/78	Goshen, Ind.	W	62-57
2/10/79	South Bend, Ind.	W	68-64
2/9/80	Goshen, Ind.	W	52-49
2/23/80	Angola, Ind. *	W	61-54
3/1/80	South Bend, Ind. #	W	80-66
2/5/81	South Bend, Ind.	W	86-44

* North District Tournament

Indiana Division III Tournament (at Saint Mary's)

GRACE

Notre Dame leads 2-0

Home: 1-0, Away: 0-0, Neutral: 1-0

Date	Site		Score
1/31/78	South Bend, Ind.	W	68-25
2/23/80	Angola, Ind. *	W	61-45

* North District Tournament

GREEN BAY

Notre Dame leads 2-1

Home: 1-0, Away: 1-1, Neutral: 0-0

Date	Site		Score
12/4/87	Green Bay, Wis. *	L	65-69
1/25/95	Green Bay, Wis.	W	67-56
11/17/16	South Bend, Ind. #	W	71-67

* Phoenix Classic

Preseason WNIT

GREENVILLE

Notre Dame leads 1-0

Home: 0-0, Away: 0-0, Neutral: 1-0

Date	Site		Score
3/6/80	Upland, Ind. *	W	55-51

* AIAW Midwest Regional

HARTFORD

Notre Dame leads 1-0

Home: 1-0, Away: 0-0, Neutral: 0-0

Date	Site		Score
11/17/11	South Bend, Ind. *	W	98-43

* Preseason WNIT (Semifinal)

HARVARD

Notre Dame leads 2-0

Home: 2-0, Away: 0-0, Neutral: 0-0

Date	Site		Score
11/24/14	South Bend, Ind. *	W	97-43
11/9/18	South Bend, Ind.	W	103-58

* Hall of Fame Women's Challenge

HAWAII

Hawaii leads 1-0

Home: 0-0, Away: 0-0, Neutral: 0-1

Date	Site		Score
3/22/81	Anchorage, Alaska *	L	55-61

* Northern Lights Tournament

HOLY CROSS

Notre Dame leads 1-0

Home: 1-0, Away: 0-0, Neutral: 0-0

Date	Site		Score
11/23/14	South Bend, Ind. *	W	104-29

* Hall of Fame Women's Challenge

HUNTINGTON

Notre Dame leads 4-0

Home: 0-0, Away: 2-0, Neutral: 2-0

Date	Site		Score
2/24/78	Rensselaer, Ind. *	W	62-52
12/9/78	Huntington, Ind. #	W	74-66
2/12/80	Huntington, Ind.	W	70-64
2/29/80	South Bend, Ind. %	W	52-46

* North District Tournament

Huntington Tournament

% Indiana State Tournament (at Saint Mary's)

IDAHO

Idaho leads 1-0

Home: 0-0, Away: 0-0, Neutral: 0-1

Date	Site		Score
3/21/86	Amarillo, Texas *	L (ot)	65-67

* WNIT

ILLINOIS

Illinois leads 4-2

Home: 1-1, Away: 0-3, Neutral: 1-0

Date	Site		Score
11/6/78	Champaign, Ill.	L	60-81
2/28/81	South Bend, Ind.	L	53-88
2/16/82	Champaign, Ill.	L	53-83
11/24/98	South Bend, Ind.	W	101-92
11/27/99	Champaign, Ill.	L	67-77
11/18/23	Washington, D.C.	W	79-68

*2023 Citi Shamrock Classic

ILLINOIS-CHICAGO

Notre Dame leads 9-2

Home: 4-1, Away: 5-1, Neutral: 0-0

Date	Site		Score
2/19/80	Chicago, Ill.	L	59-71
1/18/81	South Bend, Ind.	L	61-78
1/23/83	Chicago, Ill.	W	88-61
2/27/84	Chicago, Ill.	W	77-58
1/14/85	South Bend, Ind.	W	70-49
2/10/86	Chicago, Ill.	W	67-42
2/18/87	South Bend, Ind.	W	90-53
3/2/88	Chicago, Ill.	W	79-50
12/9/92	Chicago, Ill.	W	76-71
11/27/93	South Bend, Ind.	W	93-50
2/12/95	South Bend, Ind.	W	73-57

ILLINOIS-STATE

Notre Dame leads 2-1

Home: 1-1, Away: 1-0, Neutral: 0-0

Date	Site		Score
2/19/83	Normal, Ill.	W	48-47
2/8/84	South Bend, Ind.	L	59-61
11/12/04	South Bend, Ind. *	W	92-73

* Preseason WNIT (First Round)

INDIANA

Notre Dame leads 7-4

Home: 4-3, Away: 3-1, Neutral: 0-0

Date	Site		Score
3/9/83	South Bend, Ind.	W (ot)	63-61
12/9/86	South Bend, Ind.	L	71-80
12/21/87	Bloomington, Ind.	L	59-62
1/3/89	South Bend, Ind.	W	56-49
12/6/89	Bloomington, Ind.	W	75-67
12/6/90	South Bend, Ind.	L	76-79
11/24/95	Bloomington, Ind.	W	82-73
12/11/96	South Bend, Ind.	W	71-63
11/23/05	Bloomington, Ind.	W	74-61



2025-26 NOTRE DAME WOMEN'S BASKETBALL

Date	Site	Score
12/13/06	South Bend, Ind.	L 51-54
3/21/16	South Bend, Ind. *	W 87-70

* NCAA Championship (Second Round)

INDIANA STATE

Notre Dame leads 1-0

Home: 1-0, Away: 0-0, Neutral: 0-0

Date	Site	Score
11/13/11	South Bend, Ind. *	W 99-34

* Preseason WNIT (Second Round)

INDIANA TECH

Notre Dame leads 1-0

Home: 0-0, Away: 1-0, Neutral: 0-0

Date	Site	Score
2/15/78	Fort Wayne, Ind.	W 68-51

IONA

Notre Dame leads 3-0

Home: 2-0, Away: 0-0, Neutral: 1-0

Date	Site	Score
12/19/80	Philadelphia, Pa. *	W 69-65
11/29/05	South Bend, Ind.	W 74-55
11/22/09	South Bend, Ind.	W 80-45

* Penn Holiday Tournament

IOWA

Notre Dame leads 4-0

Home: 1-0, Away: 3-0, Neutral: 0-0

Date	Site	Score
11/17/96	Iowa City, Iowa *	W 61-50
3/26/13	Iowa City, Iowa #	W 74-57
11/30/16	Iowa City, Iowa %	W 73-58
11/29/18	South Bend, Ind. %	W 105-71

* Preseason WNIT (Second Round)

NCAA Championship (Second Round)

% ACC/Big Ten Challenge

IOWA STATE

Notre Dame leads 1-0

Home: 1-0, Away: 0-0, Neutral: 0-0

Date	Site	Score
2/6/83	South Bend, Ind.	W 69-58

IUPUI

Notre Dame leads 4-0

Home: 2-0, Away: 1-0, Neutral: 0-0

Date	Site	Score
12/16/06	South Bend, Ind.	W 75-65
12/21/07	Indianapolis, Ind.	W 67-44
11/26/10	South Bend, Ind. *	W 95-29
12/6/20	South Bend, Ind.	W 65-58

* WBCA Classic

JAMES MADISON

Series tied 2-2

Home: 1-0, Away: 1-0, Neutral: 0-2

Date	Site	Score
1/3/86	Coral Gables, Fla. *	L 51-53
12/29/88	Philadelphia, Pa. #	L 49-65
11/13/24	South Bend, Ind.	W 92-46
12/14/25	Harrisonburg, Va.	W 78-65

* Burger King Classic

Saint Joseph's Invitational

KANSAS

Notre Dame leads 2-0

Home: 0-0, Away: 0-0, Neutral: 2-0

Date	Site	Score
3/31/13	Norfolk, Va. *	W 93-63
11/30/14	Uncasville, Conn. #	W 89-47

* NCAA Championship (Regional Semifinal)

Hall of Fame Women's Challenge

KANSAS STATE

Notre Dame leads 2-0

Home: 0-0, Away: 1-0, Neutral: 1-0

Date	Site	Score
3/25/03	Manhattan, Kan. *	W 59-53
12/20/12	Las Vegas, Nev. #	W 87-57

* NCAA Championship (Second Round)

World Vision Classic

KENT STATE

Notre Dame leads 2-0

Home: 2-0, Away: 0-0, Neutral: 0-0

Date	Site	Score
11/15/96	South Bend, Ind. *	W 66-41
3/23/24	South Bend, Ind. ^	W 81-67

* Preseason WNIT (First Round)

^ NCAA Tournament First Round

KENTUCKY

Series tied 1-1

Home: 1-0, Away: 0-1, Neutral: 0-0

Date	Site	Score
11/21/10	Lexington, Ky.	L 76-81
12/18/11	South Bend, Ind.	W 92-83

LA SALLE

La Salle leads 5-4

Home: 2-2, Away: 1-3, Neutral: 1-0

Date	Site	Score
1/6/85	Philadelphia, Pa.	L 66-71
1/5/92	South Bend, Ind.	L 65-86
1/2/93	Philadelphia, Pa.	L 63-69
2/4/93	South Bend, Ind.	W 61-58
1/15/94	Philadelphia, Pa.	W 92-73
2/17/94	South Bend, Ind.	L 75-85
3/6/94	Indianapolis, Ind. *	W 79-55
1/21/95	South Bend, Ind.	W 87-65
2/18/95	Philadelphia, Pa.	L 68-84

* MCC Tournament

LAFAYETTE

Notre Dame leads 2-0

Home: 1-0, Away: 1-0, Neutral: 0-0

Date	Site	Score
12/6/23	South Bend, Ind.	W 96-42
11/17/24	Easton, Pa.	W 91-55

LEHIGH

Notre Dame leads 1-0

Home: 1-0, Away: 0-0, Neutral: 0-0

Date	Site	Score
12/30/18	South Bend, Ind.	W 95-68

LIBERTY

Notre Dame leads 3-0

Home: 1-0, Away: 0-0, Neutral: 2-0

Date	Site	Score
11/24/89	Orlando, Fla. *	W 113-35



Date	Site	Score
12/15/99	Richmond, Va. #	W 85-68
3/18/12	South Bend, Ind. †	W 74-43

* Rotary Classic

Wachovia Women's Basketball Invitational

† NCAA Championship (First Round)

LONGWOOD

Notre Dame leads 1-0

Home: 1-0, Away: 0-0, Neutral: 0-0

Date	Site	Score
12/28/11	South Bend, Ind.	W 92-26

LOUISIANA-LAFAYETTE

Notre Dame leads 1-0

Home: 0-0, Away: 0-0, Neutral: 1-0

Date	Site	Score
11/22/16	Houston, Texas	W 91-51

LSU

Series tied 2-2

Home: 1-0, Away: 1-2, Neutral: 0-0

Date	Site	Score
3/2/92	Baton Rouge, La.	L 62-72
12/19/93	South Bend, Ind.	W 82-80
3/15/99	Baton Rouge, La. *	L 64-74
11/16/08	Baton Rouge, La. #	W 62-53

* NCAA Championship (Second Round)

State Farm Tip-Off Classic

LOUISIANA TECH

Louisiana Tech leads 2-1

Home: 0-1, Away: 0-1, Neutral: 1-0

Date	Site	Score
2/11/83	South Bend, Ind.	L 39-81
1/12/84	Ruston, La.	L 56-83
12/28/90	Philadelphia, Pa. *	W 71-66

* Texaco-Hawk Classic

LOUISVILLE

Notre Dame leads 23-15

Home: 9-6, Away: 8-6, Neutral: 6-3

Date	Site	Score
3/22/91	Amarillo, Texas *	L 75-80
1/15/92	South Bend, Ind.	L 53-64
2/21/94	Louisville, Ky.	W 69-54
1/14/06	Louisville, Ky.	L 51-61
2/7/07	South Bend, Ind.	W 64-55
1/8/08	Louisville, Ky.	W 82-74
2/11/09	South Bend, Ind.	L 66-71
1/19/10	Louisville, Ky.	W 78-60
3/6/10	Hartford, Conn. #	W 89-52
1/12/11	South Bend, Ind.	W 80-60
3/6/11	Hartford, Conn. #	W 63-53
2/20/12	Louisville, Ky.	W 68-52
2/11/13	South Bend, Ind.	W 93-64
3/11/13	Hartford, Conn. #	W 83-59
2/23/15	South Bend, Ind.	W 68-52
2/7/16	Louisville, Ky.	W 66-61
2/6/17	South Bend, Ind.	W 85-66
3/4/17	Myrtle Beach, S.C. %	W 84-73
1/11/18	Louisville, Ky.	L 67-100
3/4/18	Greensboro, N.C. %	L 72-74
1/10/19	South Bend, Ind.	W 82-68
3/10/19	Greensboro, N.C. %	W 99-79
1/30/20	South Bend, Ind.	L 54-86
2/16/20	Louisville, Ky.	L 49-82

Date	Site	Score
2/7/21	Louisville, Ky.	L 71-65
2/28/21	South Bend, Ind.	L 78-61
2/13/22	Louisville, Ky.	L 73-47
2/27/22	South Bend, Ind.	L 86-64
2/16/23	South Bend, Ind.	W (OT) 78-76
2/26/23	Louisville, Ky.	W 68-65
3/4/23	Greensboro, N.C. %	L 38-64
2/8/24	Louisville, Ky.	L 66-73
3/3/24	South Bend, Ind.	W 74-58
3/8/24	Greensboro, N.C. %	W 77-68
2/2/25	Louisville, Ky.	W 89-71
3/2/25	South Bend, Ind.	W 72-59
1/15/26	South Bend, Ind.	L 66-79
3/1/26	Louisville, Ky.	W 65-62

* NWIT

BIG EAST Tournament

% ACC Tournament

LOYOLA (ILL.)

Notre Dame leads 21-3

Home: 11-1, Away: 9-2, Neutral: 1-0

Date	Site	Score
2/4/83	South Bend, Ind.	W 80-61
1/18/84	South Bend, Ind.	L 56-59
3/8/84	Chicago, Ill.	L 53-64
2/20/85	South Bend, Ind.	W 84-59
2/26/85	Chicago, Ill.	W 64-63
1/23/86	South Bend, Ind.	W 75-54
2/21/86	Chicago, Ill.	W 79-67
12/13/86	South Bend, Ind.	W 65-62
11/28/87	Chicago, Ill.	W 67-61
2/18/89	Chicago, Ill.	L 77-108
3/2/89	South Bend, Ind.	W 77-57
3/11/89	Dayton, Ohio *	W 75-53
1/16/90	South Bend, Ind.	W 85-72
2/6/90	Chicago, Ill.	W 75-63
1/15/91	Chicago, Ill.	W 66-55
2/5/91	South Bend, Ind.	W 81-61
2/1/92	South Bend, Ind.	W 78-66
2/27/92	Chicago, Ill.	W 73-66
2/16/93	South Bend, Ind.	W 76-50
2/18/93	Chicago, Ill.	W 74-60
2/5/94	Chicago, Ill.	W 81-67
3/3/94	South Bend, Ind.	W 84-75
2/4/95	Chicago, Ill.	W 92-76
12/20/08	South Bend, Ind.	W 89-45

* MCC Tournament

LOYOLA MARYLAND

Notre Dame leads 4-0

Home: 3-0, Away: 1-0, Neutral: 0-0

Date	Site	Score
12/21/91	South Bend, Ind.	W 84-49
12/19/92	Baltimore, Md.	W 55-48
11/8/99	South Bend, Ind.	W 84-60
12/22/24	South Bend, Ind.	W 97-54

LOYOLA MARYMOUNT

Notre Dame leads 2-0

Home: 0-0, Away: 1-0, Neutral: 1-0

Date	Site	Score
1/3/87	Los Angeles, Calif.	W 78-40
12/30/10	Seattle, Wash. *	W 91-47

* State Farm Holiday Hoops Classic

MANCHESTER

Notre Dame leads 1-0

Home: 0-0, Away: 1-0, Neutral: 0-0



2025-26 NOTRE DAME WOMEN'S BASKETBALL

Date	Site	Score
2/9/78	Manchester, Ind.	W 74-49

MARION

Series tied 2-2

Home: 1-1, Away: 0-1, Neutral: 1-0

Date	Site	Score
2/18/78	South Bend, Ind.	W 62-50
2/16/79	Marion, Ind.	L 63-65
11/30/79	Upland, Ind. *	W 68-60
2/15/80	South Bend, Ind.	L 61-62

* Taylor Invitational

MARQUETTE

Notre Dame leads 34-6

Home: 20-1, Away: 13-5, Neutral: 1-0

Date	Site	Score
2/3/78	Milwaukee, Wis.	L 41-66
2/3/79	South Bend, Ind.	W 60-57
2/2/80	South Bend, Ind.	L 46-67
1/10/81	Milwaukee, Wis.	L 55-62
1/10/82	Minneapolis, Minn. *	W 50-36
1/30/82	South Bend, Ind.	W 60-43
2/25/83	Milwaukee, Wis.	W 74-50
11/22/83	South Bend, Ind.	W 96-63
12/13/85	Milwaukee, Wis.	W 90-46
1/13/86	South Bend, Ind.	W 75-42
1/31/87	South Bend, Ind.	W 95-60
2/28/87	Milwaukee, Wis.	W 77-53
1/26/88	South Bend, Ind.	W 88-51
2/20/88	Milwaukee, Wis.	W 79-69
12/7/88	South Bend, Ind.	W 70-66
12/9/89	Milwaukee, Wis.	W 87-67
1/18/90	South Bend, Ind.	W 81-64
12/21/90	South Bend, Ind.	W 109-56
1/19/91	Milwaukee, Wis.	W 91-73
11/27/91	South Bend, Ind.	W 83-68
12/1/92	Milwaukee, Wis.	L 62-66
12/1/93	South Bend, Ind.	W 90-76
2/1/95	Milwaukee, Wis.	W 87-66
12/8/95	South Bend, Ind.	W 84-62
1/2/00	South Bend, Ind.	W 75-60
12/21/00	Milwaukee, Wis.	W 75-56
12/22/01	South Bend, Ind.	W 60-33
12/31/02	Milwaukee, Wis.	W 75-68
1/1/04	South Bend, Ind.	W 72-64
12/19/04	Milwaukee, Wis.	W 50-47
1/10/06	South Bend, Ind.	W (ot) 67-65
1/23/07	Milwaukee, Wis.	L 62-71
2/13/08	South Bend, Ind.	W 99-76
1/13/09	Milwaukee, Wis.	L 65-75
2/23/10	South Bend, Ind.	W 82-67
1/5/11	Milwaukee, Wis.	W 73-55
12/7/11	South Bend, Ind.	W 95-42
2/17/13	Marquette, Wis.	W 87-49
12/20/17	South Bend, Ind.	W 91-85 (OT)
12/22/18	Milwaukee, Wis.	W 87-63

* Saint Catherine's Tournament

MARYLAND

Maryland leads 6-5

Home: 1-3, Away: 2-2, Neutral: 2-1

Date	Site	Score
1/8/83	College Park, Md.	L 62-84
11/26/83	South Bend, Ind. *	L 57-75
1/9/85	College Park, Md.	W 49-40
1/10/87	South Bend, Ind.	L 48-69
11/16/07	College Park, Md. #	L 59-75

Date	Site	Score
3/27/12	Raleigh, N.C. 1	W 80-49
1/27/14	College Park, Md.	W 87-83
4/6/14	Nashville, Tenn. %	W 87-61
12/3/14	Fort Wayne, Ind. +	W 92-72
12/1/22	South Bend, Ind.+	L 72-74
3/25/23	Greenville, S.C.**	L 59-76

* Notre Dame Thanksgiving Classic

Preseason WNIT (Semifinal)

! NCAA Championship (Regional Final)

% NCAA Championship (National Semifinal)

+ ACC/Big Ten Challenge

** NCAA Championship (Regional Semifinal)

MASSACHUSETTS

Notre Dame leads 3-0

Home: 1-0, Away: 0-0, Neutral: 2-0

Date	Site	Score
3/25/95	Amarillo, Texas #	W 90-72
11/18/12	South Bend, Ind.	W 94-50
3/19/22	Norman, Okla.*	W 89-78

NWIT

* NCAA First Round

UMASS LOWELL

Notre Dame leads 1-0

Home: 1-0, Away: 0-0, Neutral: 0-0

Date	Site	Score
11/14/14	South Bend, Ind.	W 105-51

MEMPHIS

Notre Dame leads 1-0

Home: 0-0, Away: 0-0, Neutral: 1-0

Date	Site	Score
3/15/97	Austin, Texas *	W 93-62

* NCAA Championship (First Round)

MERCER

Notre Dame leads 2-0

Home: 1-0, Away: 1-0, Neutral: 0-0

Date	Site	Score
12/30/11	Macon, Ga.	W 128-42
11/20/12	South Bend, Ind.	W 93-36

MERCYHURST

Notre Dame leads 1-0

Home: 1-0, Away: 0-0, Neutral: 0-0

Date	Site	Score
11/4/24	South Bend, Ind.	W 105-61

MERRIMACK

Notre Dame leads 1-0

Home: 1-0, Away: 0-0, Neutral: 0-0

Date	Site	Score
12/10/22	South Bend, Ind.	W 108-44

MIAMI (FLA.)

Notre Dame leads 28-6

Home: 13-2, Away: 11-3, Neutral: 4-1

Date	Site	Score
1/5/86	Coral Gables, Fla. *	W 59-53
2/7/87	South Bend, Ind.	L 61-62
1/7/88	Coral Gables, Fla.	W 83-68
1/27/96	Coral Gables, Fla.	W 67-50
2/20/96	South Bend, Ind.	W 86-70
1/29/97	Coral Gables, Fla.	W 72-71
1/8/98	South Bend, Ind.	W 75-47



Date	Site	Score
2/3/98	Coral Gables, Fla.	L 76-77
2/23/99	South Bend, Ind.	W 89-62
1/22/00	Coral Gables, Fla.	W 76-54
2/22/00	South Bend, Ind.	W 83-68
3/5/00	Storrs, Conn. †	W 67-52
2/20/01	South Bend, Ind.	W 81-43
1/2/02	Coral Gables, Fla.	W 69-65
1/11/03	South Bend, Ind.	L 70-80
1/28/04	Coral Gables, Fla.	W 59-50
2/25/04	South Bend, Ind.	W 93-58
1/23/14	South Bend, Ind.	W 79-52
1/8/15	Coral Gables, Fla.	L 63-78
3/6/15	Greensboro, N.C. #	W 77-61
2/14/16	South Bend, Ind.	W 90-69
3/5/16	Greensboro, N.C. #	W 78-67
1/8/17	Coral Gables, Fla.	W 67-55
1/4/18	South Bend, Ind.	W 83-76
2/7/19	Miami, Fla.	L 72-65
1/19/20	South Bend, Ind.	W 76-53
12/31/20	Coral Gables, Fla.	W 71-60
2/10/22	South Bend, Ind.	W 69-53
3/5/22	Greensboro, N.C. #	L 57-54
12/29/22	Coral Gables, Fla.	W 66-63
1/14/24	South Bend, Ind.	W 70-59
2/20/25	Coral Gables, Fla.	W 82-42
1/22/26	South Bend, Ind.	W 74-66
3/5/26	Duluth, Ga. #	W 69-54

* Burger King Classic
 † BIG EAST Tournament
 # ACC Tournament

MIAMI (OHIO)

Miami leads 5-2
 Home: 3-2, Away: 0-1, Neutral: 0-1

Date	Site	Score
1/17/81	South Bend, Ind.	L 53-93
2/6/82	Oxford, Ohio	L 61-65
12/10/82	South Bend, Ind.	W 64-59
2/17/91	South Bend, Ind.	L 65-69
12/28/94	Seattle, Wash. *	L 76-79
11/9/07	South Bend, Ind. #	W 98-50
11/29/20	South Bend, Ind.	W 88-68

* Seattle Times Husky Classic
 # Preseason WNIT (First Round)

MICHIGAN

Notre Dame leads 14-9
 Home: 9-2, Away: 5-5, Neutral: 0-2

Date	Site	Score
1/20/79	Ann Arbor, Mich.	L 66-93
12/8/79	South Bend, Ind.	L (ot) 60-66
2/20/81	Ann Arbor, Mich.	L 65-96
1/24/82	South Bend, Ind.	W 71-48
12/12/82	Ann Arbor, Mich.	W 62-58
12/9/83	South Bend, Ind.	W 66-50
12/2/84	Ann Arbor, Mich.	L 64-75
12/5/85	South Bend, Ind.	W 76-71
12/13/91	Ann Arbor, Mich.	L 75-86
12/12/92	South Bend, Ind.	W 62-54
3/19/01	South Bend, Ind. *	W 88-54
12/2/01	Grand Rapids, Mich. #	L 63-78
11/18/05	South Bend, Ind.	W 55-45
12/1/06	Ann Arbor, Mich.	W 61-58
12/2/07	South Bend, Ind.	W 77-46
12/10/08	Ann Arbor, Mich.	L (ot) 59-63
12/14/13	Ann Arbor, Mich.	W 86-64
12/13/14	South Bend, Ind.	W 70-50

Date	Site	Score
11/29/17	Ann Arbor, Mich. ^.	W 83-63
11/23/19	Ann Arbor, Mich.	W 76-72
12/3/20	South Bend, Ind.	L 76-66
3/23/25	South Bend, Ind. *	W 76-55
11/15/25	Detroit, Mich. †	L 54-93

* NCAA Championship (Second Round)
 # Women's College Basketball Showcase
 ^ BIG/ACC Challenge
 † 2025 Shamrock Classic

MICHIGAN STATE

Notre Dame leads 12-9
 Home: 6-5, Away: 6-4, Neutral: 0-0

Date	Site	Score
2/26/81	East Lansing, Mich.	L 45-76
3/6/82	South Bend, Ind.	L 59-68
2/3/84	East Lansing, Mich.	L 72-73
12/20/84	South Bend, Ind.	W 71-59
1/24/88	East Lansing, Mich.	W 57-55
12/13/89	South Bend, Ind.	L 48-64
12/7/94	South Bend, Ind.	L 73-75
12/21/95	East Lansing, Mich.	L (ot) 83-87
12/21/98	East Lansing, Mich.	W 75-64
12/11/99	South Bend, Ind.	W 84-54
11/26/03	East Lansing, Mich.	L 63-92
12/2/04	South Bend, Ind.	L (ot) 73-82
11/29/08	South Bend, Ind.	W 78-72
11/19/09	East Lansing, Mich.	W 68-67
11/11/13	South Bend, Ind.	W 81-62
11/19/14	East Lansing, Mich.	W 71-63
12/20/16	East Lansing, Mich.	W 79-61
12/6/17	South Bend, Ind.	W 90-59
3/25/19	South Bend, Ind. *	W 91-63
11/14/19	South Bend, Ind.	L 69-72
12/2/21	East Lansing, Mich. @	W 76-71

* NCAA Championship (Second Round)
 @ ACC/BIG Challenge

MIDDLE TENNESSEE

Notre Dame leads 1-0
 Home: 1-0, Away: 0-0, Neutral: 0-0

Date	Site	Score
3/23/04	South Bend, Ind.*	W 59-46

* NCAA Championship (Second Round)

MINNESOTA

Minnesota leads 3-0
 Home: 0-3, Away: 0-0, Neutral: 0-0

Date	Site	Score
3/16/94	South Bend, Ind. *	L 76-81
3/22/09	South Bend, Ind. *	L 71-79
12/4/19	South Bend, Ind. ^.	L 67-75

* NCAA Championship (First Round)
 ^ ACC/BIG Challenge

MISSISSIPPI

Series tied 1-1
 Home: 1-0, Away: 0-1, Neutral: 0-0

Date	Site	Score
3/25/24	South Bend, Ind.	W 71-56
12/4/25	Oxford, Miss.	L 62-69

MISSISSIPPI STATE

Notre Dame leads 2-0
 Home: 1-0, Away: 0-0, Neutral: 1-0



2025-26 NOTRE DAME WOMEN'S BASKETBALL

Date	Site	Score
4/1/18	Columbus, Ohio *	W 61-58
3/19/23	South Bend, Ind. ^	W 53-48

* NCAA Title Game

^ NCAA Second Round

MISSOURI

Notre Dame leads 1-0

Home: 0-0, Away: 0-0, Neutral: 1-0

Date	Site	Score
1/2/82	Kansas City, Mo.	W 60-53

MISSOURI STATE

Notre Dame leads 2-0

Home: 1-0, Away: 0-0, Neutral: 1-0

Date	Site	Score
3/13/98	Lubbock, Texas *	W 78-64
3/21/04	South Bend, Ind. *	W (ot) 69-65

* NCAA Championship (First Round)

NOTE: School formerly Southwest Missouri State

MONTANA

Series tied 1-1

Home: 1-0, Away: 0-0, Neutral: 0-1

Date	Site	Score
12/31/86	Seattle, Wash. *	L 48-50
3/20/15	South Bend, Ind. #	W 77-43

* Seattle Times Classic

NCAA Championship (First Round)

MOREHEAD STATE

Notre Dame leads 2-0

Home: 2-0, Away: 0-0, Neutral: 0-0

Date	Site	Score
11/15/10	South Bend, Ind	W 91-28
12/11/25	South Bend, Ind	W 97-48

MOUNT ST. JOSEPH

Notre Dame leads 2-0

Home: 1-0, Away: 1-0, Neutral: 0-0

Date	Site	Score
1/26/80	South Bend, Ind	W 78-76
2/5/82	Cincinnati, Ohio	W 70-54

MOUNT ST. MARY'S

Series tied at 1-1

Home: 1-0, Away: 0-0, Neutral: 0-1

Date	Site	Score
12/19/81	Philadelphia, Pa. *	L 44-57
11/11/17	South Bend, Ind	W 121-65

* Penn Holiday Tournament

NEBRASKA

Series tied 1-1

Home: 1-1, Away: 0-0, Neutral: 0-0

Date	Site	Score
2/25/82	South Bend, Ind	L (2ot) 88-98
11/14/04	South Bend, Ind. *	W 73-57

* Preseason WNIT (Second Round)

NEW HAMPSHIRE

Notre Dame leads 1-0

Home: 1-0, Away: 0-0, Neutral: 0-0

Date	Site	Score
11/12/10	South Bend, Ind	W 99-48

NEW MEXICO

Notre Dame leads 1-0

Home: 0-0, Away: 0-0, Neutral: 1-0

Date	Site	Score
3/15/02	Knoxville, Tenn. *	W 58-44

* NCAA Championship (First Round)

NJIT

Notre Dame leads 1-0

Home: 0-0, Away: 1-0, Neutral: 0-0

Date	Site	Score
11/12/23	Newark, N.J.	W 104-57

NORTH CAROLINA

Notre Dame leads 12-5

Home: 6-1, Away: 3-3, Neutral: 3-1

Date	Site	Score
12/4/99	Richmond, Va. #	W 99-86
12/3/00	Lake Buena Vista, Fla. *	W 78-55
3/20/07	Pittsburgh, Pa. ^	L 51-60
2/27/14	South Bend, Ind	W 100-75
1/15/15	Chapel Hill, N.C.	W 89-79
1/10/16	South Bend, Ind	W 88-54
1/22/17	Chapel Hill, N.C.	W 77-55
2/1/18	South Bend, Ind	W 94-62
1/27/19	Chapel Hill, N.C.	L 78-73
3/8/19	Greensboro, N.C. %	W 95-77
2/27/20	South Bend, Ind	W 83-65
1/24/20	Chapel Hill, N.C.	L 78-73
1/16/22	South Bend, Ind.	W 70-65
1/8/23	Chapel Hill, N.C.	L 50-60
1/7/24	South Bend, Ind.	L 57-61
1/5/25	Chapel Hill, N.C.	W 76-66
1/11/26	South Bend, Ind	W 73-50

Wachovia Women's Basketball Invitational

* Honda Elite 4 Classic

^ NCAA Championship (Second Round)

% ACC Championships

NORTH CAROLINA A&T

Notre Dame leads 1-0

Home: 1-0, Away: 0-0, Neutral: 0-0

Date	Site	Score
3/19/16	South Bend, Ind. *	W 95-61

* NCAA Championship (First Round)

NORTH CAROLINA STATE

Notre Dame leads 12-6

Home: 4-2, Away: 3-3, Neutral: 5-1

Date	Site	Score
11/20/96	Ruston, La. ^	W 64-53
3/2/14	Raleigh, N.C.	W 84-60
3/8/14	Greensboro, N.C. #	W 83-48
3/1/15	Raleigh, N.C.	W 67-60
2/4/16	South Bend, Ind	W 82-46
12/29/16	Raleigh, N.C.	L 62-70
2/25/18	South Bend, Ind	W 86-67
2/18/19	Raleigh, N.C.	W 95-72
1/12/20	South Bend, Ind	L 56-90
2/1/22	South Bend, Ind.	W 69-66
3/26/22	Bridgeport, Conn.***	L 66-63
1/29/23	Raleigh, N.C.	L 65-69
3/3/23	Greensboro, N.C.#	W 66-60
2/15/24	South Bend, Ind.	L 43-59
3/10/24	Greensboro, N.C.#	W 55-51
2/23/25	Raleigh, N.C.	L (2OT) 94-105
2/15/26	South Bend, Ind	W 79-67
3/6/26	Duluth, Ga.#	W 81-63



^ Preseason WNIT (Third Place Game)

ACC Tournament

*** NCAA Regional Semifinal

UNC WILMINGTON

Notre Dame leads 1-0

Home: 1-0, Away: 0-0, Neutral: 0-0

Date	Site	Score
11/9/13	South Bend, Ind	W 99-50

NORTHEAST MISSOURI

Notre Dame leads 1-0

Home: 0-0, Away: 0-0, Neutral: 0-1

Date	Site	Score
1/12/80	DeKalb, Ill. *	L 43-77

* Huskie Invitational

NORTHERN ILLINOIS

Notre Dame leads 9-5

Home: 5-1, Away: 4-3, Neutral: 0-1

Date	Site	Score
2/11/78	South Bend, Ind	L 58-65
1/12/79	DeKalb, Ill. *	W 62-60
12/12/81	South Bend, Ind	W 67-52
12/12/84	DeKalb, Ill.	W 71-60
12/15/85	South Bend, Ind	W 88-65
1/13/87	DeKalb, Ill.	L 71-81
2/24/87	South Bend, Ind	W 82-66
1/14/88	South Bend, Ind	W 89-66
3/9/88	DeKalb, Ill.	L 74-95
3/23/91	Amarillo, Texas #	L 82-84
2/23/95	DeKalb, Ill.	W 58-51
3/10/95	DeKalb, Ill. %	L 64-87
12/30/04	DeKalb, Ill.	W 73-49
11/7/22	South Bend, Ind	W 88-48

* Northern Illinois Tournament

NWIT

% MCC Tournament

NORTHWESTERN

Notre Dame leads 4-1

Home: 2-0, Away: 2-1, Neutral: 0-0

Date	Site	Score
12/7/83	Evanston, Ill.	L 74-78
11/30/87	South Bend, Ind.	W 69-49
11/29/88	Evanston, Ill.	W 75-63
11/16/22	Evanston, Ill.	W 92-58
11/15/23	South Bend, Ind.	W 110-52

NORTHWESTERN STATE

Northwestern State leads 1-0

Home: 0-0, Away: 0-0, Neutral: 0-1

Date	Site	Score
3/24/95	Amarillo, Texas *	L 93-103

* NWIT

OAKLAND

Notre Dame leads 1-0

Home: 1-0, Away: 0-0, Neutral: 0-0

Date	Site	Score
12/9/87	South Bend, Ind	W 100-51

OHIO

Notre Dame leads 2-1

Home: 1-0, Away: 0-1, Neutral: 1-0

Date	Site	Score
11/29/96	Atlanta, Ga. *	W 95-82

Date	Site	Score
11/27/20	Athens, Ohio	L 86-85
11/9/21	South Bend, Ind.	W 105-69

* Comfort Inn Downtown Classic

OHIO STATE

Notre Dame leads 5-1

Home: 2-0, Away: 1-1, Neutral: 2-0

Date	Site	Score
1/4/97	Columbus, Ohio	L 67-74
11/20/04	South Bend, Ind *	W 66-62
11/9/13	Mount Pleasant, S.C. #	W 57-51
12/2/16	Notre Dame, Ind. %	W 75-72
3/24/17	Lexington, Ky. &	W 99-76
3/23/26	Columbus, Ohio**	W 83-73

* Preseason WNIT (Championship)

Carrier Classic

% ACC/Big Ten Challenge

& NCAA Championship (Regional Semifinal)

** NCAA Championship (Second Round)

OKLAHOMA

Notre Dame leads 4-2

Home: 0-0, Away: 1-0, Neutral: 3-2

Date	Site	Score
12/30/86	Seattle, Wash. #	L 54-57
3/25/08	West Lafayette, Ind. **	W (ot) 79-75
11/28/09	St. Thomas, U.S.V.I. ^	W 81-71
3/28/10	Kansas City, Mo. ***	L (ot) 72-77
3/26/11	Dayton, Ohio ***	W 78-53
3/21/22	Norman, Okla. **	W 108-64

Seattle Times Classic

** NCAA Championship (Second Round)

^ Paradise Jam

*** NCAA Championship (Regional Semifinal)

OKLAHOMA STATE

Notre Dame leads 1-0

Home: 1-0, Away: 0-0, Neutral: 0-0

Date	Site	Score
3/29/14	South Bend, Ind *	W 89-72

* NCAA Championship (Regional Semifinal)

OLD DOMINION

Old Dominion leads 5-1

Home: 1-1, Away: 0-3, Neutral: 0-1

Date	Site	Score
12/29/83	Chestnut Hill, Mass. *	L 57-71
1/10/89	South Bend, Ind	L 65-82
1/12/90	Norfolk, Va.	L 61-62
2/23/91	South Bend, Ind	W 70-58
3/7/92	Norfolk, Va.	L 76-85
1/2/94	Norfolk, Va.	L 67-76

* Nike Christmas Classic

OREGON

Notre Dame leads 1-0

Home: 0-0, Away: 0-0, Neutral: 1-0

Date	Site	Score
3/26/18	Spokane, Wash. *	W 84-74

* NCAA Regionals (Final)

OREGON STATE

Notre Dame leads 5-1

Home: 1-0, Away: 2-0, Neutral: 2-1

Date	Site	Score
12/29/13	Corvallis, Ore.	W 70-58



2025-26 NOTRE DAME WOMEN'S BASKETBALL

Date	Site	Score
12/28/16	South Bend, Ind	W 62-61
11/19/17	Corvallis, Ore.	W 72-67
11/24/18	Vancouver, Canada +	W 91-81
11/27/21	Daytona Beach, Fla. ^	W 64-62
3/29/24	Albany, N.Y.*	L 65-70

+ Vancouver Showcase

^ Daytona Beach Invitational

* NCAA Tournament Sweet 16

PACIFIC

Notre Dame leads 1-0

Home: 0-0, Away: 0-0, Neutral: 1-0

Date	Site	Score
3/23/95	Amarillo, Texas *	W 88-74

* NWT

PACIFIC LUTHERAN

Notre Dame leads 1-0

Home: 0-0, Away: 1-0, Neutral: 0-0

Date	Site	Score
3/12/80	Tacoma, Wash. *	W 57-48

* AIAW National Tournament

PENNSYLVANIA

Notre Dame leads 5-0

Home: 2-0, Away: 3-0, Neutral: 0-0

Date	Site	Score
12/18/81	Philadelphia, Pa. *	W 62-47
12/2/11	South Bend, Ind	W 69-38
11/23/13	Philadelphia, Pa.	W 76-54
12/9/17	Philadelphia, Pa.	W 66-54
11/12/18	South Bend, Ind	W 75-55

* Penn Holiday Tournament

PENN STATE

Penn State leads 5-1

Home: 0-1, Away: 1-2, Neutral: 0-2

Date	Site	Score
11/22/91	South Bend, Ind	L 70-86
1/19/93	University Park, Pa.	L 66-87
1/21/95	Kona, Hawaii *	L 77-86
3/27/04	Hartford, Conn. †	L 49-55
11/16/06	University Park, Pa.	L 49-75
12/4/13	University Park, Pa. #	W 77-67

* Kona Women's Basketball Classic

† NCAA Championship (Regional Semifinal)

ACC/Big Ten Challenge

PITTSBURGH

Notre Dame leads 38-4

Home: 18-0, Away: 19-2, Neutral: 1-2

Date	Site	Score
2/7/96	South Bend, Ind	W 90-51
2/17/96	Pittsburgh, Pa.	W 89-51
1/18/97	South Bend, Ind	W 65-49
12/31/97	Pittsburgh, Pa.	W 66-46
2/15/98	South Bend, Ind	W 75-60
1/16/99	Pittsburgh, Pa.	W 81-72
1/18/00	Pittsburgh, Pa.	W 67-53
2/9/00	South Bend, Ind	W 81-74
2/7/01	South Bend, Ind	W 72-58
2/27/01	Pittsburgh, Pa.	W 82-63
2/5/02	Pittsburgh, Pa.	W 68-56
2/26/03	South Bend, Ind	W 77-69
3/8/03	Piscataway, N.J. *	W 73-65
2/21/04	Pittsburgh, Pa.	W 72-68

Date	Site	Score
2/5/05	Pittsburgh, Pa.	W 75-47
2/28/06	South Bend, Ind	W 72-65
1/31/07	Pittsburgh, Pa.	L 62-71
2/10/08	South Bend, Ind	W 81-66
3/9/08	Hartford, Conn. *	L 53-64
2/3/09	Pittsburgh, Pa.	L 70-82
2/6/10	South Bend, Ind	W 86-76
1/15/11	Pittsburgh, Pa.	W 82-50
1/17/12	South Bend, Ind	W 120-44
1/23/13	Pittsburgh, Pa.	W 73-47
1/16/14	Pittsburgh, Pa.	W 109-66
2/26/15	South Bend, Ind	W 87-59
1/3/16	Pittsburgh, Pa.	W 65-55
1/12/17	South Bend, Ind	W 86-54
1/25/18	Pittsburgh, Pa.	W 87-53
1/3/19	South Bend, Ind	W 100-44
1/2/20	Pittsburgh, Pa.	W 60-52
2/9/20	South Bend, Ind	W 74-52
3/4/20	Greensboro, N.C. #	L 65-67
2/22/21	Pittsburgh, N.C.	W 59-48
12/19/21	South Bend, Ind.	W 85-59
1/23/22	Pittsburgh, Pa.	W 77-63
2/9/23	South Bend, Ind.	W 69-63
2/19/23	Pittsburgh, Pa.	W 83-43
1/4/24	Pittsburgh, Pa.	W 71-66
2/4/24	South Bend, Ind.	W 78-53
2/13/25	Pittsburgh, Pa.	W 88-57
12/29/25	South Bend, Ind	W 94-59

* BIG EAST Tournament

ACC Tournament

PRAIRIE VIEW A&M

Notre Dame leads 1-0

Home: 1-0, Away: 0-0, Neutral: 0-0

Date	Site	Score
12/28/06	South Bend, Ind	W 94-55

PROVIDENCE

Notre Dame leads 22-0

Home: 11-0, Away: 11-0, Neutral: 0-0

Date	Site	Score
1/14/96	Providence, R.I.	W 90-80
12/7/96	South Bend, Ind	W 91-75
2/16/97	Providence, R.I.	W 97-74
1/24/98	South Bend, Ind	W 109-60
1/10/99	South Bend, Ind	W 79-56
1/30/99	Providence, R.I.	W 97-59
2/1/00	Providence, R.I.	W 90-60
1/31/01	South Bend, Ind	W 64-44
1/5/02	South Bend, Ind	W 72-66
1/19/02	Providence, R.I.	W 69-41
2/16/03	Providence, R.I.	W 67-61
2/14/04	South Bend, Ind	W 81-51
2/9/05	Providence, R.I.	W 75-57
2/4/06	South Bend, Ind	W 66-48
2/17/07	Providence, R.I.	W 82-65
1/30/08	South Bend, Ind	W 85-54
2/28/09	Providence, R.I.	W 65-56
1/27/10	South Bend, Ind	W 84-59
12/8/10	Providence, R.I.	W 79-43
2/14/12	South Bend, Ind	W 66-47
1/26/13	South Bend, Ind	W 89-44
3/2/13	Providence, R.I.	W 92-57

PURDUE

Notre Dame leads, 15-14

Home: 9-4, Away: 4-8, Neutral: 2-2



Date	Site	Score
11/26/84	South Bend, Ind	L 59-62
11/30/85	West Lafayette, Ind.	L 54-71
12/1/91	West Lafayette, Ind.	L 66-80
12/4/92	South Bend, Ind	L 41-74
12/8/93	West Lafayette, Ind.	L 59-66
11/30/94	South Bend, Ind	L 83-87
3/15/96	Lubbock, Texas *	W 73-60
12/5/96	West Lafayette, Ind.	L 58-73
12/10/97	South Bend, Ind	W 77-71
3/21/98	Lubbock, Texas #	L 65-70
12/8/99	West Lafayette, Ind.	L 61-71
12/9/00	South Bend, Ind	W 72-61
4/11/01	St. Louis, Mo. %	W 68-66
12/6/01	West Lafayette, Ind.	L 57-70
1/4/03	South Bend, Ind	L 54-71
3/30/03	Dayton, Ohio #	L 47-66
1/4/04	West Lafayette, Ind. +	L 63-76
1/16/05	South Bend, Ind	W 86-69
12/7/05	West Lafayette, Ind.	L 54-65
12/6/06	South Bend, Ind	W 67-58
12/8/07	West Lafayette, Ind.	W 61-48
12/7/08	South Bend, Ind	W 62-51
1/4/10	West Lafayette, Ind.	W 79-75
12/5/10	South Bend, Ind	W 72-51
12/10/11	West Lafayette, Ind.	W 66-38
12/29/12	South Bend, Ind	W 74-47
3/19/17	South Bend, Ind &	W (ot) 88-82
12/17/23	South Bend, Ind.	W 76-39
11/10/24	West Lafayette, Ind.	W 102-58

* NCAA Championship (First Round)
 # NCAA Championship (Regional Semifinal)
 % NCAA Championship (National Championship)
 + BIG EAST/Big Ten Challenge
 & NCAA Championship (Second Round)

PURDUE-CALUMET

Notre Dame leads 2-0
 Home: 1-0, Away: 1-0, Neutral: 0-0

Date	Site	Score
1/18/78	Hammond, Ind.	W 50-46
2/7/80	South Bend, Ind	W 79-38

PURDUE FORT WAYNE

Notre Dame leads 5-0
 Home: 4-0, Away: 1-0, Neutral: 0-0

Date	Site	Score
1/24/78	South Bend, Ind	W 68-39
1/24/79	Fort Wayne, Ind.	W 49-41
12/21/02	South Bend, Ind	W 82-54
12/8/09	South Bend, Ind	W 96-60
12/12/21	South Bend, Ind.	W 78-41

QUINNIPIAC

Notre Dame leads 1-0
 Home: 1-0, Away: 0-0, Neutral: 0-0

Date	Site	Score
11/25/14	South Bend, Ind *	W 112-52

* - Hall of Fame Women's Challenge

RICE

Series tied 1-1
 Home: 1-0, Away: 0-1, Neutral: 0-0

Date	Site	Score
12/31/00	South Bend, Ind	W 80-40
12/28/01	Houston, Texas	L 61-72

RICHMOND

Notre Dame leads 3-0
 Home: 1-0, Away: 1-0, Neutral: 1-0

Date	Site	Score
3/25/89	Amarillo, Texas *	W 51-46
11/28/06	South Bend, Ind	W 87-66
1/2/08	Richmond, Va.	W 84-59

* NWIT

ROBERT MORRIS

Notre Dame leads 2-0
 Home: 1-0, Away: 0-0, Neutral: 1-0

Date	Site	Score
3/22/14	Toledo, Ohio *	W 93-42
3/17/17	South Bend, Ind *	W 79-49

* NCAA Championship (First Round)

RUTGERS

Rutgers leads 16-13
 Home: 7-4, Away: 5-9, Neutral: 1-3

Date	Site	Score
11/27/82	Chicago, Ill. *	L 74-81
1/9/86	Piscataway, N.J.	L 61-69
11/29/86	South Bend, Ind.	L 50-71
11/28/95	South Bend, Ind	W 66-54
2/3/96	Piscataway, N.J.	L 62-73
1/21/97	South Bend, Ind	W 76-61
3/2/97	Storrs, Conn. #	W 86-58
12/3/97	Piscataway, N.J.	L 67-80
2/24/98	South Bend, Ind	W 71-64
2/13/99	Piscataway, N.J.	L 57-77
3/1/99	Piscataway, N.J. #	W 68-61
2/19/00	Piscataway, N.J.	W (ot) 78-74
3/6/00	Storrs, Conn. #	L (ot) 72-81
1/6/01	South Bend, Ind	W 67-46
2/17/01	Piscataway, N.J.	L 53-54
2/16/02	Piscataway, N.J.	W 57-52
1/18/03	South Bend, Ind	L 61-64
2/28/04	Piscataway, N.J.	L 55-69
3/7/04	Hartford, Conn. #	L 45-51
1/23/05	South Bend, Ind	W 63-47
2/19/05	Piscataway, N.J.	L 48-59
1/24/06	Piscataway, N.J.	L 43-69
2/24/07	South Bend, Ind	L 60-76
2/19/08	Piscataway, N.J.	L 51-57
1/27/09	South Bend, Ind	L 68-78
2/1/10	Piscataway, N.J.	W 75-63
2/12/11	South Bend, Ind	W 71-49
1/31/12	Piscataway, N.J.	W 71-41
1/13/13	South Bend, Ind	W 71-46

* Orange Crush Classic
 # BIG EAST Tournament

ST. AMBROSE

Notre Dame leads 4-0
 Home: 4-0, Away: 0-0, Neutral: 0-0

Date	Site	Score
1/18/80	South Bend, Ind	W 54-52
2/7/81	South Bend, Ind	W 56-49
12/20/86	South Bend, Ind	W 66-50
12/12/87	South Bend, Ind	W 86-73

ST. BONAVENTURE

Notre Dame leads 1-0
 Home: 0-0, Away: 0-0, Neutral: 1-0

Date	Site	Score
3/25/12	Raleigh, N.C. *	W 79-35

* NCAA Championship (Regional Semifinal)

**ST. FRANCIS (ILL.)**

Notre Dame leads 2-1

Home: 1-1, Away: 1-0, Neutral: 0-0

Date	Site		Score
12/11/80	South Bend, Ind	L	54-57
1/13/82	Joliet, Ill.	W	61-57
12/4/82	South Bend, Ind	W	86-42

ST. FRANCIS (IND.)

Notre Dame leads 1-0

Home: 0-0, Away: 0-0, Neutral: 1-0

Date	Site		Score
2/25/78	Rensselaer, Ind. *	W	61-45

* North District Tournament

SAINT FRANCIS (PA.)

Notre Dame leads 2-0

Home: 2-0, Away: 0-0, Neutral: 0-0

Date	Site		Score
12/29/07	South Bend, Ind	W	82-39
12/31/12	South Bend, Ind	W	128-55

ST. JOHN'S

Notre Dame leads 22-3

Home: 11-0, Away: 8-3, Neutral: 3-0

Date	Site		Score
1/4/96	Jamaica, N.Y.	W	74-48
1/24/96	South Bend, Ind	W	66-53
2/2/97	Jamaica, N.Y.	W	75-47
1/10/98	Jamaica, N.Y.	W	77-57
2/12/98	South Bend, Ind	W	76-44
2/28/98	Piscataway, N.J. *	W	94-57
1/23/99	South Bend, Ind	W	99-60
1/26/00	Jamaica, N.Y.	W	69-49
2/12/00	South Bend, Ind	W	94-51
1/9/01	Jamaica, N.Y.	W	84-49
2/13/02	South Bend, Ind	W	66-31
1/14/03	Jamaica, N.Y.	W	71-42
2/12/03	South Bend, Ind	W	76-48
2/17/04	Jamaica, N.Y.	W	69-56
1/26/05	South Bend, Ind	W	72-65
1/4/06	Jamaica, N.Y.	L	63-66
1/16/07	South Bend, Ind	W	83-65
3/3/08	Jamaica, N.Y.	L	51-61
1/17/09	South Bend, Ind	W	70-67
3/7/09	Hartford, Conn. *	W	62-45
2/16/10	Jamaica, N.Y.	L	71-76
3/7/10	Hartford, Conn. *	W	75-67
1/23/11	South Bend, Ind	W	69-36
1/28/12	Jamaica, N.Y.	W	71-56
1/20/13	South Bend, Ind	W	74-50

* BIG EAST Tournament

ST. JOSEPH'S (IND.)

Notre Dame leads 4-3

Home: 2-0, Away: 2-3, Neutral: 0-0

Date	Site		Score
12/16/77	Rensselaer, Ind.	W	79-67
3/5/78	Rensselaer, Ind. *	L	64-65
2/13/79	Rensselaer, Ind.	L	62-67
2/24/79	Rensselaer, Ind. #	W (ot)	70-69
1/16/80	South Bend, Ind	W	72-64
2/17/81	Rensselaer, Ind.	L	64-84
12/2/81	South Bend, Ind	W	78-44

* IAAW Tournament

North District Tournament

ST. JOSEPH'S (PA.)

Notre Dame leads 3-1

Home: 1-0, Away: 2-1, Neutral: 0-0

Date	Site		Score
1/24/87	Philadelphia, Pa.	L	57-71
12/29/90	Philadelphia, Pa. *	W	72-53
12/21/14	South Bend, Ind	W	64-50
12/21/15	Philadelphia, Pa.	W	91-55

* Texaco-Hawk Classic

SAINT LOUIS

Notre Dame leads 6-1

Home: 3-1, Away: 3-0, Neutral: 0-0

Date	Site		Score
1/20/80	South Bend, Ind	L	49-65
1/14/89	St. Louis, Mo.	W	79-54
2/11/89	South Bend, Ind	W	78-34
2/1/90	South Bend, Ind	W	84-50
2/20/90	St. Louis, Mo.	W	78-48
1/31/91	St. Louis, Mo.	W	97-48
2/19/91	South Bend, Ind	W	87-47

ST. MARY'S (CA.)

Notre Dame leads 1-0

Home: 0-0, Away: 0-0, Neutral: 1-0

Date	Site		Score
3/13/99	Baton Rouge, La. *	W	61-57

* NCAA Championship (First Round)

SAINT MARY'S (IND.)

Notre Dame leads 10-0

Home: 5-0, Away: 4-0, Neutral: 1-0

Date	Site		Score
2/6/78	South Bend, Ind	W	61-51
2/20/78	South Bend, Ind	W	69-59
12/11/78	South Bend, Ind	W	71-54
1/27/79	South Bend, Ind	W	70-43
2/23/79	Rensselaer, Ind. #	W	61-49
12/4/79	South Bend, Ind	W	81-45
1/30/80	South Bend, Ind	W	73-56
12/8/80	South Bend, Ind	W	71-52
1/28/81	South Bend, Ind	W	59-44
12/8/81	South Bend, Ind	W	92-29

* at Saint Mary's

North District Tournament

SAN DIEGO

Notre Dame leads 1-0

Home: 1-0, Away: 0-0, Neutral: 0-0

Date	Site		Score
3/17/00	South Bend, Ind. *	W	87-61

* NCAA Championship (First Round)

SAN DIEGO STATE

Series tied 1-1

Home: 0-0, Away: 0-0, Neutral: 1-1

Date	Site		Score
3/21/81	Anchorage, Alaska *	L	34-71
11/26/09	St. Thomas, U.S.V.I. #	W	84-79

* Northern Lights Tournament

Paradise Jam

SAN FRANCISCO

Notre Dame leads 2-0

Home: 1-0, Away: 1-0, Neutral: 0-0



Date	Site	Score
12/28/97	South Bend, Ind	W 62-47
11/28/98	San Francisco, Calif.	W 74-43

SANTA CLARA

Santa Clara leads 1-0
Home: 0-0, Away: 0-0, Neutral: 0-1

Date	Site	Score
3/21/91	Amarillo, Texas *	L 65-81

* NWIT

SETON HALL

Notre Dame leads 21-4
Home: 9-2, Away: 11-2, Neutral: 1-0

Date	Site	Score
12/11/93	South Bend, Ind	L 55-62
11/26/94	South Orange, N.J.	L (ot) 60-65
1/2/96	South Orange, N.J.	W (ot) 88-79
3/4/96	Storrs, Conn. *	W 69-58
1/2/97	South Orange, N.J.	W 87-47
2/22/97	South Bend, Ind	W 75-61
1/31/98	South Bend, Ind	W 91-35
1/20/99	South Orange, N.J.	W 87-47
2/6/99	South Bend, Ind	W 77-49
1/11/00	South Bend, Ind	W 80-52
1/21/01	South Orange, N.J.	W 72-47
1/9/02	South Bend, Ind	W 79-45
2/2/02	South Orange, N.J.	W 65-60
3/1/03	South Bend, Ind	W 62-60
2/8/04	South Orange, N.J.	L 45-51
1/2/05	South Bend, Ind	W 54-33
3/1/05	South Orange, N.J.	W 41-35
1/7/06	South Bend, Ind	L 61-74
1/2/07	South Orange, N.J.	W 64-61
3/1/08	South Bend, Ind	W 70-55
1/3/09	South Orange, N.J.	W 66-60
2/27/10	South Orange, N.J.	W 72-47
2/8/11	South Bend, Ind	W 89-38
1/4/12	South Orange, N.J.	W 74-36
2/9/13	South Orange, N.J.	W 69-49

SOUTH CAROLINA

Series tied, 3-3
Home: 0-1, Away: 0-1, Neutral: 3-1

Date	Site	Score
1/31/81	South Bend, Ind	L 48-124
2/20/82	Columbia, S.C.	L 54-76
11/27/09	St. Thomas, U.S.V.I. *	W 78-55
4/5/15	Tampa, Fla. #	W 66-65
11/26/17	Estero, Fla. ^	W 92-85
11/6/23	Paris, France!	L 71-100

* Paradise Jam
NCAA Championship (National Semifinal)
^ Gulf Coast Showcase
! Aflac Oui-Play

SOUTH DAKOTA

South Dakota leads 2-0
Home: 0-1, Away: 0-1, Neutral: 0-0

Date	Site	Score
1/14/80	Vermillion, S.D.	L 61-76
11/22/80	South Bend, Ind	L 60-67

SOUTH DAKOTA STATE

Notre Dame leads 2-1
Home: 2-0, Away: 0-0, Neutral: 0-1

Date	Site	Score
1/2/14	South Bend, Ind	W 94-51
11/21/16	Brookings, S.D.	W 75-64
11/29/19	Cancun, Mexico	L 59-65

* Cancun Challenge

SOUTH FLORIDA (USF)

Notre Dame leads 12-2
Home: 4-1, Away: 4-1, Neutral: 4-0

Date	Site	Score
12/13/97	South Bend, Ind	W 73-50
12/19/98	Tampa, Fla.	W 83-63
1/28/06	South Bend, Ind	L (ot) 64-68
3/4/06	Hartford, Conn. *	W 73-66
1/13/07	Tampa, Fla.	L (ot) 78-87
2/27/08	South Bend, Ind	W 92-49
2/17/09	Tampa, Fla.	W 86-79
1/12/10	South Bend, Ind	W 81-64
2/5/11	Tampa, Fla.	W 76-68
2/25/12	South Bend, Ind	W 80-68
1/8/13	Tampa, Fla.	W (ot) 75-71
3/10/13	Hartford, Conn. *	W 75-66
11/25/17	Estero, Fla. ^	W 76-66
11/30/19	Cancun, Mexico#	W 67-51

* BIG EAST Tournament
^ Gulf Coast Showcase
Cancun Challenge

SOUTHEASTERN MISSOURI

Notre Dame leads 1-0
Home: 1-0, Away: 0-0, Neutral: 0-0

Date	Site	Score
1/2/11	South Bend, Ind	W 97-21

SOUTHERN CALIFORNIA (USC)

Notre Dame leads 10-2
Home: 5-0, Away: 4-1, Neutral: 1-1

Date	Site	Score
1/2/85	Fullerton, Calif.	L 53-69
12/27/99	South Bend, Ind	W 74-59
12/28/00	Los Angeles, Calif.	W 70-61
12/9/01	South Bend, Ind	W 62-49
11/29/02	Los Angeles, Calif.	W 69-57
12/22/03	South Bend, Ind	W 73-62
11/26/04	Los Angeles, Calif.	W 60-56
11/27/05	South Bend, Ind	W 73-62
11/24/06	Los Angeles, Calif.	L 58-69
11/25/11	Freeport, Bahamas *	W 80-58
11/23/24	Los Angeles, Calif.	W 74-61
11/21/25	South Bend, Ind	W 61-59

* Junkanoo Jam

SIU-EDWARDSVILLE

Notre Dame leads 1-0
Home: 0-0, Away: 0-0, Neutral: 1-0

Date	Site	Score
1/11/80	DeKalb, Ill. *	W 65-51

* Huskie Invitational

SOUTHERN METHODIST (SMU)

Notre Dame leads 4-1
Home: 2-0, Away: 1-1, Neutral: 1-0

Date	Site	Score
1/17/82	South Bend, Ind	W 76-60
1/15/84	Dallas, Texas	L 63-64



2025-26 NOTRE DAME WOMEN'S BASKETBALL

Date	Site	Score
3/23/08	West/Lafayette, Ind. *	W 75-62
1/19/25	South Bend, Ind.	W 88-64
2/22/26	Dallas, Texas	W 88-63

* NCAA Championship (First Round)

SOUTHERN UTAH

Notre Dame leads 1-0

Home: 1-0, Away: 0-0, Neutral: 0-0

Date	Site	Score
3/17/23	South Bend, Ind. *	W 82-56

* NCAA Championship (First Round)

SPRING ARBOR

Spring Arbor leads 1-0

Home: 0-0, Away: 0-0, Neutral: 0-1

Date	Site	Score
3/8/80	Upland, Ind.*	L 56-61

* AIAW Midwest Regional

STANFORD

Series tied 4-4

Home: 1-1, Away: 1-1, Neutral: 2-2

Date	Site	Score
12/2/90	Palo Alto, Calif.	L 67-97
11/24/91	South Bend, Ind	L 76-88
3/27/15	Oklahoma City, Okla. *	W 81-60
3/21/16	Lexington, Ky. *	L 84-90
2/26/17	Lexington, Ky. &	L 75-76
4/1/19	Chicago, Ill. &	W 84-68
2/6/25	South Bend, Ind.	W 96-47
2/1/26	Palo Alto, Calif.	W 78-66

* NCAA Championship (Regional Semifinal)

& NCAA Championship (Regional Final)

STEPHEN F. AUSTIN

Notre Dame leads 1-0

Home: 1-0, Away: 0-0, Neutral: 0-0

Date	Site	Score
3/21/25	South Bend, Ind.	W 106-54

* NCAA Championship (First Round)

SYRACUSE

Notre Dame leads 41-6

Home: 20-1, Away: 18-4, Neutral: 3-1

Date	Site	Score
1/16/88	South Bend, Ind.	W 81-64
2/4/89	Syracuse, N.Y.	L 56-63
12/8/90	South Bend, Ind.	W 71-66
12/31/91	Syracuse, N.Y.	W 81-60
1/10/96	South Bend, Ind.	W 91-52
3/3/96	Storrs, Conn. ^	W 70-55
1/15/97	Syracuse, N.Y.	W 72-45
2/6/97	South Bend, Ind.	W 90-73
1/21/98	Syracuse, N.Y.	W 87-69
1/26/99	Syracuse, N.Y.	W 94-61
2/17/99	South Bend, Ind.	W 82-60
1/15/00	South Bend, Ind.	W 71-56
2/14/01	Syracuse, N.Y.	W 75-61
1/29/02	South Bend, Ind.	W 71-46
3/3/02	Piscataway, N.J. ^	L 79-84
3/4/03	Syracuse, N.Y.	W 62-54
1/21/04	Syracuse, N.Y.	W 64-35
3/2/04	South Bend, Ind.	W 54-33
1/5/05	South Bend, Ind.	W 75-58
1/19/05	Syracuse, N.Y.	W 74-61
1/31/06	Syracuse, N.Y. *	W 67-55

Date	Site	Score
1/20/07	South Bend, Ind.	W 83-55
2/16/08	Syracuse, N.Y. *	W 79-67
2/24/09	South Bend, Ind.	W 90-79
1/30/10	Syracuse, N.Y.*	W 74-73
2/1/11	South Bend, Ind.	W 71-48
2/7/12	Syracuse, N.Y. *	W 74-55
2/26/13	South Bend, Ind.	W 79-68
2/9/14	South Bend, Ind.	W 101-64
1/4/15	Syracuse, N.Y. *	W 85-74
12/21/16	South Bend, Ind.	W 90-62
3/6/16	Greensboro, N.C. #	W 68-57
2/19/17	Syracuse, N.Y.	W 85-80
12/28/17	South Bend, Ind.	W 87-72
2/25/19	Syracuse, N.Y.	W 98-68
3/9/19	Greensboro, N.C. #	W 91-66
1/5/20	Syracuse, N.Y.	L (OT) 63-74
2/23/20	South Bend, Ind.	W 72-70
1/31/21	Syracuse, N.Y.	L 81-69
11/14/21	Syracuse, N.Y.	W 82-58
1/27/22	South Bend, Ind.	W 83-62
1/15/23	Syracuse, N.Y.*	W 72-56
2/12/23	South Bend, Ind.	W 73-64
12/31/23	Syracuse, N.Y.*	L 81-86
1/25/24	South Bend, Ind.	L 65-79
12/8/24	Syracuse, N.Y.	W 93-62
2/26/26	South Bend, Ind.	W 72-62

^ BIG EAST Tournament

ACC Tournament

* Game played at Carrier Dome

TAYLOR

Notre Dame leads 2-0

Home: 2-0, Away: 0-0, Neutral: 0-0

Date	Site	Score
1/14/81	South Bend, Ind.	W 77-71
2/10/82	South Bend, Ind.	W 79-41

TEMPLE

Notre Dame leads 3-2

Home: 2-0, Away: 0-2, Neutral: 1-0

Date	Site	Score
12/29/89	Philadelphia, Pa.	L 61-70
12/28/91	Philadelphia, Pa.	L 69-80
12/21/93	South Bend, Ind.	W 83-51
12/14/02	South Bend, Ind.	W 84-61
3/21/11	Salt Lake City, Utah *	W 77-64

* NCAA Championship (Second Round)

TENNESSEE

Tennessee leads 22-9

Home: 4-9, Away: 4-9, Neutral: 1-4

Date	Site	Score
11/25/83	South Bend, Ind.	L 56-71
11/24/84	Knoxville, Tenn.	L 57-62
12/9/85	South Bend, Ind.	L 63-71
2/14/87	Knoxville, Tenn.	L 55-90
2/3/88	South Bend, Ind.	L 71-91
2/20/89	Knoxville, Tenn.	L 43-98
12/3/89	South Bend, Ind.	L 54-77
2/9/91	Knoxville, Tenn.	L 71-88
1/12/92	South Bend, Ind.	L 82-85
1/4/93	Knoxville, Tenn.	L 48-79
1/7/94	South Bend, Ind.	L 70-105
11/19/96	Ruston, La. !	L 59-72
3/28/97	Cincinnati, Ohio @	L 66-80
3/17/02	Knoxville, Tenn. #	L 50-89
12/28/02	Indianapolis, Ind.	L 61-77



Date	Site	Score
11/30/03	Knoxville, Tenn.	L 59-83
12/31/05	South Bend, Ind.	L 51-62
12/30/06	Knoxville, Tenn.	L 54-78
1/5/08	South Bend, Ind.	L 63-87
3/30/08	Oklahoma City, Okla. §	L 64-74
3/28/11	Dayton, Ohio %	W 73-59
1/23/12	South Bend, Ind.	W 72-44
1/28/13	Knoxville, Tenn.	W 77-67
1/20/14	Knoxville, Tenn.	W 86-70
1/19/15	South Bend, Ind.	W 88-77
1/14/16	South Bend, Ind.	W 79-66
1/16/17	Knoxville, Tenn.	L 69-71
1/18/18	South Bend, Ind.	W 84-70
1/24/19	Knoxville, Tenn.	W 77-62
11/11/19	South Bend, Ind.	L 63-74
11/29/23	Knoxville, Tenn.**	W 74-69

* Notre Dame Thanksgiving Classic
 † Preseason WNIT (Semifinal)
 @ NCAA Championship (National Semifinal)
 # NCAA Championship (Second Round)
 § NCAA Championship (Regional Semifinal)
 % NCAA Championship (Regional Final)
 ** 2023 ACC/SEC Challenge

TENNESSEE-MARTIN

Notre Dame leads 1-0
 Home: 0-0, Away: 0-0, Neutral: 1-0

Date	Site	Score
3/24/13	Iowa City, Iowa *	W 97-64

* NCAA Championship (First Round)

TEXAS

Notre Dame leads 2-1
 Home: 1-0, Away: 1-1, Neutral: 0-0

Date	Site	Score
12/5/86	Austin, Texas*	L 59-84
3/17/97	Austin, Texas!	W 86-83
1/25/24	South Bend, Ind. ^	W 80-70 (OT)

* Texas Classic
 † NCAA Championship (Second Round)
 ^ SEC/ACC Challenge

TEXAS A&M

Notre Dame leads, 3-2
 Home: 0-0, Away: 0-0, Neutral: 3-2

Date	Site	Score
12/3/95	Kona, Hawaii *	L (ot) 84-88
4/5/11	Indianapolis, Ind. #	L 70-76
12/21/12	Las Vegas, Nev. &	W 83-74
3/24/18	Spokane, Wash. ^	W 90-84
3/30/19	Chicago, Ill. ^	W 87-80

* Kona Women's Basketball Classic
 # NCAA Championship (National Championship)
 & World Vision Classic
 ^ NCAA Regionals (Semifinal)

TEXAS CHRISTIAN (TCU)

Notre Dame leads 3-2
 Home: 2-0, Away: 1-0, Neutral: 0-2

Date	Site	Score
12/13/90	South Bend, Ind.	W 78-67
12/12/15	Fort Worth, Texas	W 88-72
11/26/16	South Bend, Ind.	W 92-59
11/29/24	George Town, Cayman Islands ^	L 68-76
3/29/25	Birmingham, Ala.*	L 62-71

^ Cayman Isl
 * NCAA Championship (Regional Semifinal)

TEXAS STATE

Notre Dame leads 1-0
 Home: 0-0, Away: 0-0, Neutral: 1-0

Date	Site	Score
1/4/86	Coral Gables, Fla. *	W 68-43

* Burger King Classic
 NOTE: School formerly Southwest Texas State

TEXAS TECH

Texas Tech leads 2-1
 Home: 0-0, Away: 1-1, Neutral: 0-1

Date	Site	Score
3/17/96	Lubbock, Texas *	L 67-82
3/15/98	Lubbock, Texas *	W 74-59
3/25/00	Memphis, Tenn. †	L 65-69

* NCAA Championship (Second Round)
 † NCAA Championship (Regional Semifinal)

TOLEDO

Notre Dame leads 7-2
 Home: 4-0, Away: 3-1, Neutral: 0-1

Date	Site	Score
12/19/88	South Bend, Ind.	W 77-70
3/23/89	Amarillo, Texas *	L 62-85
1/6/90	Toledo, Ohio	L 69-70
12/2/98	South Bend, Ind.	W 82-64
11/20/99	Toledo, Ohio	W 68-52
11/18/16	South Bend, Ind.	W 74-39
12/18/16	Toledo, Ohio	W 85-68
12/8/18	Toledo, Ohio	W 72-56
11/20/19	South Bend, Ind.	W 54-5*

* NWIT

UC IRVINE

Notre Dame leads 1-0
 Home: 0-0, Away: 1-0, Neutral: 0-0

Date	Site	Score
12/2/94	Irvine, Calif. *	W 72-71

* UCI/Newport Beach Marriott Classic

UCLA

UCLA leads 10-7
 Home: 4-3, Away: 3-5, Neutral: 1-1

Date	Site	Score
12/5/81	South Bend, Ind.	L 45-50
11/26/82	Chicago, Ill. *	L 54-82
1/30/83	Los Angeles, Calif.	L 53-84
12/3/83	South Bend, Ind.	W 70-61
12/30/84	Los Angeles, Calif.	L 51-78
12/21/85	South Bend, Ind.	L 67-73
1/5/87	Los Angeles, Calif.	L (ot) 65-67
12/22/89	South Bend, Ind.	W 61-60
11/30/90	Los Angeles, Calif.	L 75-89
3/18/92	Los Angeles, Calif. #	L 71-92
11/30/97	Los Angeles, Calif.	W (2ot) 93-91
11/14/98	South Bend, Ind.	W 99-82
11/18/10	South Bend, Ind.	L (2ot) 83-86
11/23/12	Los Angeles, Calif.	W 76-64
12/7/13	South Bend, Ind.	W 90-48
12/28/14	Los Angeles, Calif.	W 82-67
11/28/16	Freeport, Bahamas	W (ot) 92-84

* Orange Crush Classic
 # NCAA Championship (First Round)

UC SANTA BARBARA

Notre Dame leads 2-0
 Home: 0-0, Away: 1-0, Neutral: 1-0



2025-26 NOTRE DAME WOMEN'S BASKETBALL

Date	Site	Score
11/28/97	Santa Barbara, Calif.	W 86-75
3/19/05	Fresno, Calif. *	W 61-51

* NCAA Championship (First Round)

UPPER IOWA

Notre Dame leads 1-0

Home: 0-0, Away: 0-0, Neutral: 1-0

Date	Site	Score
1/12/79	Dekalb, Ill. *	W 71-49

* Northern Illinois Tournament

U.S. INTERNATIONAL

Notre Dame leads 1-0

Home: 0-0, Away: 0-0, Neutral: 1-0

Date	Site	Score
3/20/86	Amarillo, Texas *	W 86-61

* NWIT

UTAH

Notre Dame leads 3-1

Home: 0-0, Away: 1-0, Neutral: 2-1

Date	Site	Score
3/24/01	Denver, Colo. *	W 69-54
12/18/05	Las Vegas, Nev. ^	W 68-55
3/19/11	Salt Lake City, Utah #	W 67-54
11/30/24	George Town, Cayman Islands**	L 67-78

* NCAA Championship (Regional Semifinal)

^ Duel in the Desert (Championship)

NCAA Championship (First Round)

** Cayman Islands Classic

UTAH STATE

Notre Dame leads 1-0

Home: 1-0, Away: 0-0, Neutral: 0-0

Date	Site	Score
12/8/12	South Bend, Ind.	W 109-70

VALPARAISO

Notre Dame leads 28-0

Home: 14-0, Away: 12-0, Neutral: 2-0

Date	Site	Score
12/3/77	South Bend, Ind.	W 48-41
12/1/78	Valparaiso, Ind.	W 57-43
12/9/78	Huntington, Ind. *	W 66-52
1/22/79	South Bend, Ind.	W 57-43
2/22/79	Rensselaer, Ind. #	W 52-49
1/22/80	Valparaiso, Ind.	W 65-55
1/22/81	South Bend, Ind.	W 57-48
1/21/82	Valparaiso, Ind.	W 84-27
12/19/87	South Bend, Ind.	W 93-60
2/25/88	Valparaiso, Ind.	W 91-56
12/17/95	South Bend, Ind.	W 90-44
12/21/96	Valparaiso, Ind.	W 75-56
12/29/99	South Bend, Ind.	W 88-63
11/17/00	Valparaiso, Ind.	W 71-46
11/18/01	South Bend, Ind.	W 42-35
12/4/02	Valparaiso, Ind.	W 74-68
11/27/03	South Bend, Ind.	W 74-57
11/30/04	Valparaiso, Ind.	W 69-59
12/28/05	South Bend, Ind.	W 58-50
12/19/06	Valparaiso, Ind.	W 60-59
12/12/07	South Bend, Ind.	W 94-56
12/13/08	Valparaiso, Ind.	W 63-55
12/12/09	South Bend, Ind.	W 88-47
12/20/10	Valparaiso, Ind.	W 94-43

Date	Site	Score
11/16/13	South Bend, Ind.	W 96-46
11/23/16	Valparaiso, Ind.	W 110-54
12/4/16	South Bend, Ind.	W 114-54
12/8/21	Valparaiso, Ind.	W 73-56

* Huntington Tournament

North District Tournament

VANDERBILT

Notre Dame leads 5-1

Home: 2-0, Away: 1-1, Neutral: 2-0

Date	Site	Score
1/8/89	Nashville, Tenn.	L 64-86
1/4/90	South Bend, Ind.	W 77-63
3/26/01	Denver, Colo. *	W 72-64
12/30/08	Nashville, Tenn.	W 59-57
12/31/09	South Bend, Ind.	W 74-69
3/27/26	Fort Worth, Texas^	W 67-64

* NCAA Championship (Regional Final)

^ NCAA Championship (Regional Semifinal)

VERMONT

Notre Dame leads 1-0

Home: 1-0, Away: 0-0, Neutral: 0-0

Date	Site	Score
3/23/10	South Bend, Ind. *	W 84-66

* NCAA Championship (Second Round)

VILLANOVA

Notre Dame leads 20-10

Home: 10-2, Away: 8-6, Neutral: 2-2

Date	Site	Score
1/6/81	Villanova, Pa.	L 57-70
1/3/83	Villanova, Pa.	W 72-68
2/11/84	South Bend, Ind.	W 85-79
12/29/87	Villanova, Pa. *	L 55-56
2/14/96	South Bend, Ind.	W 72-56
1/12/97	Villanova, Pa.	W 77-54
2/19/97	South Bend, Ind.	W 68-51
1/28/98	Villanova, Pa.	L 54-70
3/1/98	Piscataway, N.J. #	W 56-48
12/12/98	South Bend, Ind.	W 63-62
2/10/99	Villanova, Pa.	W 74-52
2/28/99	Piscataway, N.J. #	W 83-53
2/16/00	Villanova, Pa.	W 70-52
12/6/00	South Bend, Ind.	W 64-33
1/12/02	Villanova, Pa.	L 59-60
2/26/02	South Bend, Ind.	L 45-48
1/25/03	Villanova, Pa.	W 58-56
3/9/03	Piscataway, N.J. #	L 39-50
1/24/04	South Bend, Ind.	W 38-36
1/9/05	Villanova, Pa.	L 54-59
2/7/06	South Bend, Ind.	L (ot) 65-69
2/13/07	Villanova, Pa.	W 75-58
1/16/08	South Bend, Ind.	W 69-58
1/24/09	Villanova, Pa.	L 48-55
3/8/09	Hartford, Conn. #	L 47-58
1/9/10	South Bend, Ind.	W 81-46
1/29/11	Villanova, Pa.	W 58-43
1/21/12	South Bend, Ind.	W 76-43
2/5/13	Villanova, Pa.	W 59-52
3/18/18	South Bend, Ind.	W 98-72

* Wildcat Tournament

BIG EAST Tournament

^ NCAA 1st & 2nd Rounds (Second)

VINCENNES



Vincennes leads 1-0

Home: 0-0, Away: 0-0, Neutral: 0-1

Date	Site	Score
3/4/78	Rensselaer, Ind. *	L 69-73

* IIAIAW Tournament

VIRGINIA

Notre Dame leads 11-4

Home: 5-0, Away: 4-3, Neutral: 2-1

Date	Site	Score
2/22/81	Chicago, Ill.	L 40-68
1/4/88	Charlottesville, Va.	L 59-79
1/12/14	Charlottesville, Va.	W 79-72
2/5/15	South Bend, Ind.	W 75-54
1/7/16	Charlottesville, Va.	W 74-46
1/29/17	South Bend, Ind.	W 82-74
3/3/17	Myrtle Beach, S.C. *	W 76-59
2/15/18	Charlottesville, Va.	W 83-69
3/2/18	Greensboro, N.C. *	W 83-47
3/3/19	South Bend, Ind.	W 103-66
1/26/20	Charlottesville, Va.	L 60-90
1/22/23	South Bend, Ind.	W 76-54
1/18/24	Charlottesville, Va.	W 86-76
12/29/24	South Bend, Ind.	W 95-54
2/8/26	Charlottesville, Va.	L 70-81

* ACC Tournament

VIRGINIA TECH

Notre Dame leads 19-2

Home: 10-1, Away: 7-1, Neutral: 2-0

Date	Site	Score
1/3/01	Blacksburg, Va.	W 75-64
1/13/01	South Bend, Ind.	W 75-55
3/5/01	Storrs, Conn. *	W 67-49
1/26/0	South Bend, Ind.	W 64-57
2/9/03	Blacksburg, Va.	L 50-53
1/10/04	South Bend, Ind.	W 53-40
1/30/14	South Bend, Ind.	W 74-48
1/29/15	Blacksburg, Va.	W 74-50
1/24/16	South Bend, Ind.	W 80-41
2/2/17	Blacksburg, Va.	W 76-59
2/22/18	South Bend, Ind.	W 89-59
1/16/19	Blacksburg, Va.	W 80-51
2/20/20	South Bend, Ind.	L 62-68
12/17/20	South Bend, Ind.	W 84-78
1/21/20	Blacksburg, Va.	W 65-60
2/3/22	South Bend, Ind.	W 68-55
12/18/22	Blacksburg, Va.	W 63-52
2/29/24	South Bend, Ind.	W 71-58
3/9/24	Greensboro, N.C. &	W 82-53
1/30/25	Blacksburg, Va.	W 77-61
2/5/26	South Bend, Ind.	W 80-70

* BIG EAST Tournament & ACC Tournament

WAKE FOREST

Notre Dame leads 14-0

Home: 7-0, Away: 7-0, Neutral: 0-0

Date	Site	Score
11/27/10	South Bend, Ind. *	W 92-69
2/20/14	Winston-Salem, N.C.	W 86-61
2/1/15	South Bend, Ind.	W 92-63
2/18/16	Winston-Salem, N.C.	W 86-52
1/5/17	South Bend, Ind.	W 92-72
12/31/17	Winston-Salem, N.C.	W 96-73
1/13/19	South Bend, Ind.	W 78-48

Date	Site	Score
2/6/20	Winston-Salem, N.C.	W 75-71
1/14/21	South Bend, Ind.	W 79-72
1/13/22	Winston-Salem, N.C.	W 74-64
1/12/23	South Bend, Ind.	W 86-47
1/21/24	Winston-Salem, N.C.	W 75-56
1/9/25	South Bend, Ind.	W 100-64
2/19/26	Winston-Salem, N.C.	W 78-54

* WBCA Classic

WASHINGTON

Notre Dame leads 3-1

Home: 2-0, Away: 0-1, Neutral: 1-0

Date	Site	Score
12/2/95	Kona, Hawaii *	W 80-67
12/7/03	Seattle, Wash.	L 74-85
12/11/04	South Bend, Ind.	W 72-58
11/20/16	South Bend, Ind. #	W 71-60

* Kona Women's Basketball Classic

Preseason WNIT

WAYNE STATE

Notre Dame leads 1-0

Home: 1-0, Away: 0-0, Neutral: 0-0

Date	Site	Score
11/7/16	South Bend, Ind.	W 101-52

WEST VIRGINIA

Notre Dame leads 19-3

Home: 10-1, Away: 7-2, Neutral: 2-0

Date	Site	Score
2/26/96	Morgantown, W.Va.	W 73-55
1/9/97	South Bend, Ind.	W 103-58
2/25/97	Morgantown, W.Va.	W 80-67
1/14/98	South Bend, Ind.	W 86-78
1/7/99	South Bend, Ind.	W 111-90
2/20/99	Morgantown, W.Va.	W 89-54
1/5/00	South Bend, Ind.	W 75-54
1/24/01	Morgantown, W.Va.	W 87-64
2/19/02	South Bend, Ind.	W 72-63
1/8/03	Morgantown, W.Va.	W 66-59
2/1/03	South Bend, Ind.	W 69-64
1/17/04	Morgantown, W.Va.	L 51-64
2/26/05	South Bend, Ind.	W 82-57
3/6/05	Hartford, Conn. *	W 70-59
2/22/06	Morgantown, W.Va.	W 70-58
2/4/07	South Bend, Ind.	W 77-67
1/13/08	Morgantown, W.Va.	L 50-56
3/2/09	South Bend, Ind.	W 72-66
1/24/10	South Bend, Ind.	W 74-66
2/22/10	Morgantown, W.Va.	W 72-60
2/12/12	South Bend, Ind.	L 63-65
3/5/12	Hartford, Conn. *	W 73-45

* BIG EAST Tournament

WESTERN ILLINOIS

Notre Dame leads 1-0

Home: 1-0, Away: 0-0, Neutral: 0-0

Date	Site	Score
11/11/21	South Bend, Ind.	W 76-50

WESTERN KENTUCKY

Notre Dame leads 3-0

Home: 2-0, Away: 1-0, Neutral: 0-0



2025-26 NOTRE DAME WOMEN'S BASKETBALL

Date	Site	Score
11/13/07	South Bend, Ind. *	W 75-59
11/14/17	Bowling Green, Ky.	W 78-65
12/19/18	South Bend, Ind.	W 94-53

* Preseason WNIT (Second Round)

WESTERN MICHIGAN

Notre Dame leads 11-0

Home: 8-0, Away: 3-0, Neutral: 0-0

Date	Site	Score
12/8/82	Kalamazoo, Mich.	W 68-62
12/14/83	South Bend, Ind.	W 75-54
12/5/84	South Bend, Ind.	W 76-46
12/2/85	Kalamazoo, Mich.	W 94-65
2/3/87	South Bend, Ind.	W 65-58
12/18/00	South Bend, Ind.	W 84-54
12/12/01	South Bend, Ind.	W 71-48
11/20/05	Kalamazoo, Mich.	W 71-68
11/19/06	South Bend, Ind.	W 87-67
12/21/22	South Bend, Ind.	W 85-57
12/21/23	South Bend, Ind.	W 84-47

WISCONSIN

Notre Dame leads 5-2

Home: 1-1, Away: 3-1, Neutral: 1-0

Date	Site	Score
3/1/87	Madison, Wis.	W 80-70
12/4/93	Providence, R.I. *	W 77-55
12/9/96	South Bend, Ind.	L 69-81
12/8/97	Madison, Wis.	L 77-89
11/22/00	Madison, Wis. #	W 83-56
12/4/03	South Bend, Ind.	W 82-64
12/4/05	Madison, Wis.	W 77-72

* Brown PowerBar Tournament

Coaches vs. Cancer Challenge

WISCONSIN-LA CROSSE

Wisconsin-La Crosse leads 1-0

Home: 0-0, Away: 0-1, Neutral: 0-0

Date	Site	Score
3/15/80	La Crosse, Wis. *	L 57-80

* AIAW National Tournament

WISCONSIN-MILWAUKEE

Notre Dame leads 1-0

Home: 1-0, Away: 0-0, Neutral: 0-0

Date	Site	Score
1/28/95	South Bend, Ind.	W 98-50

WRIGHT STATE

Notre Dame leads 2-0

Home: 1-0, Away: 1-0, Neutral: 0-0

Date	Site	Score
1/7/95	Dayton, Ohio	W 76-41
1/19/95	South Bend, Ind.	W 67-48

XAVIER

Notre Dame leads 20-3

Home: 8-2, Away: 10-1, Neutral: 2-0

Date	Site	Score
1/7/84	Cincinnati, Ohio	W 85-68
2/25/84	South Bend, Ind.	W 91-77
2/9/85	South Bend, Ind.	W 107-61
3/9/85	Cincinnati, Ohio	W 78-50
2/8/86	South Bend, Ind.	W 104-57
3/6/86	Cincinnati, Ohio	W 76-43
1/26/89	South Bend, Ind.	W 66-52

Date	Site	Score
2/25/89	Cincinnati, Ohio	W 69-56
1/25/90	Cincinnati, Ohio	W 92-59
2/26/90	South Bend, Ind.	W 85-61
1/29/91	South Bend, Ind.	W 74-50
3/2/91	Cincinnati, Ohio	W 69-53
1/7/92	South Bend, Ind.	L 66-69
2/6/92	Cincinnati, Ohio	L 86-104
3/14/92	Cincinnati, Ohio *	W 59-54
1/9/93	Cincinnati, Ohio	W 64-56
2/11/93	South Bend, Ind.	L 68-70
1/27/94	South Bend, Ind.	W 72-58
2/26/94	Cincinnati, Ohio	W 72-67
3/8/94	Indianapolis, Ind. *	W 72-63
1/5/95	Cincinnati, Ohio	W 72-63
3/1/95	South Bend, Ind.	W 86-73
3/9/95	DeKalb, Ill. *	W 83-52

* MCC Tournament

YOUNGSTOWN STATE

Notre Dame leads 1-0

Home: 0-0, Away: 0-0, Neutral: 1-0

Date	Site	Score
12/30/88	Philadelphia, Pa. *	W 61-50

* Saint Joseph's Invitational

SERIES RECORDS

Opponent	Games	Won	Lost
Adrian	1	0	1
Akron	2	2	0
Alabama	4	1	3
Alabama A&M	1	1	0
Alaska-Anchorage	1	1	0
Alcorn State	1	1	0
American	1	1	0
Arizona	4	3	1
Arizona State	5	3	2
Arkansas-Pine Bluff	1	1	0
Arkansas State	1	1	0
Army	1	1	0
Auburn	1	1	0
Augustana	1	1	0
Ball State	5	3	2
Baylor	7	2	5
Bellarmine	1	1	0
Bethune-Cookman	1	1	0
Binghamton	1	1	0
Boston College	41	32	9
Boston University	1	0	1
Bowling Green	4	4	0
Bradley	1	1	0
Brigham Young (BYU)	1	1	0
Brown	1	1	0
Bryant	1	1	0
Bucknell	1	1	0
Butler	26	20	6
California	6	5	1
Canisius	1	1	0
Cedarville	1	1	0
Central Florida (UCF)	3	3	0
Central Michigan	7	6	1
Charlotte	2	2	0
Chattanooga	2	2	0
Chicago	1	1	0
Chicago State	4	4	0
Cincinnati	9	9	0
Clark	1	1	0
Clemson	14	10	4
Cleveland State	6	6	0
Colorado	3	0	3
Colorado State	4	3	1
Concordia	1	1	0
Connecticut	57	18	39
Creighton	3	3	0
CSUN	1	1	0
Davidson	1	1	0
Dayton	28	22	6
Delaware	1	0	1
Denver	1	1	0
DePaul	47	27	20
Detroit	24	22	2
Drake	1	1	0
Duke	26	19	7
Duquesne	3	3	0
East Carolina	2	2	0
Eastern Michigan	5	5	0
ETSU	1	0	0
Evansville	20	19	1
Fairfield	2	2	0
Fairleigh Dickinson	1	1	0
Florida Gulf Coast (FGCU)	1	0	1
Florida International	1	1	0

Opponent	Games	Won	Lost
Florida State	16	14	2
Fordham	4	4	0
Franklin	1	0	1
George Washington	2	2	0
Georgetown	29	26	3
Georgia	4	1	3
Georgia Southern	1	1	0
Georgia Tech	21	19	2
Gonzaga	2	2	0
Goshen	6	6	0
Grace	2	2	0
Green Bay	3	2	1
Greenville	1	1	0
Hartford	1	1	0
Harvard	2	2	0
Hawaii	1	0	1
Holy Cross	1	1	0
Huntington	4	4	0
Idaho	1	0	1
Illinois	6	2	4
Illinois-Chicago	11	9	2
Illinois State	3	2	1
Indiana	11	7	4
Indiana State	1	1	0
Indiana Tech	1	1	0
Iona	3	3	0
Iowa	4	4	0
Iowa State	1	1	0
IUPUI	4	4	0
James Madison	4	2	2
Kansas	2	2	0
Kansas State	2	2	0
Kent State	2	2	0
Kentucky	2	1	1
La Salle	9	4	5
Lafayette	2	2	0
Lehigh	1	1	0
Liberty	3	3	0
Longwood	1	1	0
Louisiana-Lafayette	1	1	0
LSU	4	2	2
Louisiana Tech	3	1	2
Louisville	38	23	15
Loyola (Ill.)	24	21	3
Loyola (Md.)	4	4	0
Loyola Marymount	2	2	0
Manchester	1	1	0
Marion	4	2	2
Marquette	40	34	6
Maryland	11	5	6
Massachusetts	3	3	0
UMass Lowell	1	1	0
Memphis	1	1	0
Mercer	2	2	0
Mercyhurst	1	1	0
Merrimack	1	1	0
Miami (Fla.)	34	28	6
Miami (Ohio)	7	3	4
Michigan	23	14	9
Michigan State	21	12	9
Middle Tennessee	1	1	0
Minnesota	3	0	3
Mississippi	2	1	1
Mississippi State	2	2	0
Missouri	1	1	0
Missouri State*	2	2	0
Montana	2	1	1
Morehead State	2	2	0
Mount St. Joseph	2	2	0



2025-26 NOTRE DAME WOMEN'S BASKETBALL

Opponent	Games	Won	Lost
Mount St. Mary's	2	1	1
Nebraska	2	1	1
New Hampshire	1	1	0
New Mexico	1	1	0
NJIT	1	1	0
North Carolina	17	12	5
North Carolina A&T	1	1	0
North Carolina State	18	12	6
UNC Wilmington	1	1	0
Northeast Missouri	1	0	1
Northern Illinois	14	9	5
Northwestern	5	4	1
Northwestern State	1	0	1
Oakland	1	1	0
Ohio	3	2	1
Ohio State	6	5	1
Oklahoma	6	4	2
Oklahoma State	1	1	0
Old Dominion	6	1	5
Oregon	1	1	0
Oregon State	6	5	1
Pacific	1	1	0
Pacific Lutheran	1	1	0
Pennsylvania	5	5	0
Penn State	6	1	5
Pittsburgh	42	38	4
Prairie View A&M	1	1	0
Providence	22	22	0
Purdue	29	15	14
Purdue-Calumet	2	2	0
Purdue Fort Wayne	5	5	0
Quinnipiac	1	1	0
Rice	2	1	1
Richmond	3	3	0
Robert Morris	2	2	0
Rutgers	29	13	16
St. Ambrose	4	4	0
St. Bonaventure	1	1	0
St. Francis (Ill.)	3	2	1
St. Francis (Ind.)	1	1	0
Saint Francis (Pa.)	2	2	0
St. John's	25	22	3
St. Joseph's (Ind.)	7	4	3
Saint Joseph's (Pa.)	4	3	1
Saint Louis	7	6	1
Saint Mary's (Calif.)	1	1	0
Saint Mary's (Ind.)	10	10	0
San Diego	1	1	0
San Diego State	2	1	1
San Francisco	2	2	0
Santa Clara	1	0	1
Seton Hall	25	21	4
South Carolina	6	3	3
South Dakota	2	0	2
South Dakota State	3	2	1
South Florida (USF)	14	12	2
Southeast Missouri	1	1	0
Southern California (USC)	12	10	2
SJU-Edwardsville	1	1	0
Southern Methodist (SMU)	5	4	1
Southern Utah	1	1	0
Spring Arbor	1	0	1
Stanford	8	4	4
Stephen F. Austin	1	1	0
Syracuse	47	41	6
Taylor	2	2	0
Temple	5	3	2
Tennessee	31	9	22
Tennessee-Martin	1	1	0

Opponent	Games	Won	Lost
Texas	3	2	1
Texas A&M	5	3	2
Texas Christian (TCU)	5	3	2
Texas State**	1	1	0
Texas Tech	3	1	2
Toledo	9	7	2
UC Irvine	1	1	0
UCLA	17	8	9
UC Santa Barbara	2	2	0
Upper Iowa	1	1	0
U.S. International	1	1	0
Utah	4	3	1
Utah State	1	1	0
Valparaiso	28	28	0
Vanderbilt	6	5	1
Vermont	1	1	0
Villanova	30	20	10
Vincennes	1	0	1
Virginia	15	11	4
Virginia Tech	21	19	2
Wake Forest	14	14	0
Washington	4	3	1
Wayne State	1	0	0
West Virginia	22	19	3
Western Illinois	1	1	0
Western Kentucky	3	3	0
Western Michigan	11	11	0
Wisconsin	7	5	2
Wisconsin-La Crosse	1	0	1
Wisconsin-Milwaukee	1	1	0
Wright State	2	2	0
Xavier	23	20	3
Youngstown State	1	1	0
Totals	1,554	1,154	400

* school formerly Southwest Missouri State

** school formerly Southwest Texas State



HONORS

NAISMITH MEMORIAL BASKETBALL HALL OF FAME

Muffet McGraw	2017
---------------	------

WOMEN'S BASKETBALL HALL OF FAME

Muffet McGraw	2011
Ruth Riley	2019

INDIANA BASKETBALL HALL OF FAME

Krissi Davis	2017
Trena Keys	2009
Muffet McGraw	2014
Beth Morgan Cunningham	2019
Mary Beth Schueth	2008
Ruth Riley Hunter	2023
Sheila McMillen Keller	2023

STEP UP ASSISTANT COACHES HALL OF FAME

Carol Owens	2019
-------------	------

COSIDA ACADEMIC ALL-AMERICA HALL OF FAME

Carol Lally (Shields)	2011
Ruth Riley	2012

WOODEN AWARD LEGENDS OF COACHING AWARD

Muffet McGraw	2017
---------------	------

COSIDA ACADEMIC ALL-AMERICA TEAM MEMBER OF THE YEAR

Ruth Riley	2001
------------	------

COSIDA ACADEMIC ALL-AMERICA WOMEN'S BASKETBALL TEAM MEMBER OF THE YEAR

Ruth Riley	2001
------------	------

COSIDA ACADEMIC ALL-AMERICA TEAM

Megan Duffy	2006 (First Team)
Maggie Lally	1980, 1981 (Second Team)
Shari Matvey	1981 (Second Team)
Ruth Riley	2000, 2001 (First Team)
Mary Beth Schueth	1983 (Second Team)

ASSOCIATED PRESS NATIONAL PLAYER OF THE YEAR

Ruth Riley	2001
------------	------

ASSOCIATED PRESS NATIONAL COACH OF THE YEAR

Muffet McGraw	2001, 2013, 2014, 2018
---------------	------------------------

NAISMITH TROPHY (NATIONAL PLAYER OF THE YEAR)

Ruth Riley	2001
------------	------

NAISMITH NATIONAL COACH OF THE YEAR

Muffet McGraw	2001, 2013, 2014
---------------	------------------

USBWA NATIONAL COACH OF THE YEAR

Muffet McGraw	2013, 2014
---------------	------------

WBCA NATIONAL COACH OF THE YEAR (PAT SUMMIT TROPHY)

Muffet McGraw	2001, 2013
---------------	------------

WBCA COACH OF THE YEAR FINALIST

Muffet McGraw	1996, 2001, 2012, 2013, 2014, 2015, 2018, 2019
Niele Ivey	2023

WBCA NATIONAL ASSISTANT COACH OF THE YEAR

Niele Ivey	2016
Carol Owens	2019

WBCA CAROL ECKMAN AWARD

Ruth Riley	2009
------------	------

ESPNW NATIONAL PLAYER OF THE YEAR

Jewell Loyd	2015
-------------	------

SPORTS ILLUSTRATED NATIONAL PLAYER OF THE YEAR

Ruth Riley	2001
------------	------

ESPNW COACH OF THE YEAR

Muffet McGraw	2018
---------------	------

USA TODAY COACH OF THE YEAR

Muffet McGraw	2018
---------------	------

WBCA THIRTY UNDER 30

Michaela Mabrey	2020
-----------------	------

NANCY LIEBERMAN AWARD

Top point guard

Skylar Diggins	2012, 2013
Hannah Hidalgo	2026

DAWN STALEY AWARD

Top guard

Hannah Hidalgo	2024
Skylar Diggins	2013

NANCY LIEBERMAN AWARD FINALIST

Hannah Hidalgo	2024, 2026
Olivia Miles	2022, 2023, 2025

ANN MEYERS AWARD FINALIST

Hannah Hidalgo	2025
Arike Ogunbowale	2018, 2019

CHERYL MILLER AWARD FINALIST

Sonia Citron	2025
Jackie Young	2019

FRANCES POMEROY NAISMITH AWARD

Top senior player 5-foot-8 and under

Megan Duffy	2006
Niele Ivey	2001

ASSOCIATED PRESS ALL-AMERICA TEAM

Natalie Achonwa	2014 (Third Team), 2013 (Honorable Mention)
Charel Allen	2008 (Honorable Mention)
Lindsay Allen	2015 (Honorable Mention), 2017 (Third Team)
Jacqueline Batteast	2005 (Third Team), 2004 (Honorable Mention)
Madison Cable	2016 (Honorable Mention)
Sonia Citron	2023, 2025 (Honorable Mention)
Skylar Diggins	2012, 2013 (First Team), 2011 (Third Team), 2010 (Honorable Mention)
Megan Duffy	2005, 2006 (Honorable Mention)
Katryna Gaither	1996, 1997 (Honorable Mention)
Hannah Hidalgo	2024, 2025 (First Team), 2026 (Second Team)



Niele Ivey	2001 (Third Team)
Jewell Loyd	2015 (First Team), 2014 (Second Team)
Kayla McBride	2014 (First Team), 2013 (Third Team)
Olivia Miles	2022 (Honorable Mention), 2023, 2025 (Second Team)
Beth Morgan	1996, 1997 (Honorable Mention)
Natalie Novosel	2012 (Honorable Mention)
Arike Ogunbowale	2018 (Second Team), 2019 (Second Team)
Alicia Ratay	2000, 2002 (Honorable Mention)
Ruth Riley	2000, 2001 (First Team), 1999 (Third Team)
Lindsay Schrader	2010 (Honorable Mention)
Jessica Shepard	2019 (Third Team)
Brianna Turner	2015 (Honorable Mention), 2016 (Second Team), 2017 (Second Team)
Jackie Young	2019 (Third Team)

NAISMITH DEFENSIVE PLAYER OF THE YEAR**Hannah Hidalgo** **2026****WBCA COACHES' ALL-AMERICA TEAM**

Jacqueline Bateast	2005
Skylar Diggins	2011, 2012, 2013
Hannah Hidalgo	2024, 2025, 2026
Jewell Loyd	2014, 2015
Kayla McBride	2013, 2014
Arike Ogunbowale	2018, 2019
Ruth Riley	2001
Brianna Turner	2016, 2017

WBCA COACHES' ALL-AMERICA TEAM FINALIST

Honorable mention All-America

Natalie Achonwa	2013
Charel Allen	2007
Lindsay Allen	2016, 2017
Jacqueline Bateast	2002, 2004
Madison Cable	2016
Sonia Citron	2023, 2025
Skylar Diggins	2010
Maya Dodson	2022
Megan Duffy	2005, 2006
Katryna Gaither	1996, 1997
Hannah Hidalgo	2024, 2025, 2026
Marina Mabrey	2018, 2019
Olivia Miles	2022, 2023, 2025
Beth Morgan	1996, 1997
Natalie Novosel	2011, 2012
Arike Ogunbowale	2017
Devereaux Peters	2011, 2012
Ruth Riley	1999, 2000
Karen Robinson	1991
Lindsay Schrader	2010
Jessica Shepard	2018, 2019
Brianna Turner	2015, 2019
Maddy Westbeld	2024
Jackie Young	2019

USBWA ALL-AMERICA TEAM

Skylar Diggins	2012, 2013
Hannah Hidalgo	2024 (Second Team), 2025, 2026 (First Team)
Jewell Loyd	2014, 2015
Kayla McBride	2014
Olivia Miles	2023 (Third Team), 2025 (Second Team)
Arike Ogunbowale	2018 (Second Team), 2019 (First Team)
Ruth Riley	2000, 2001
Brianna Turner	2016, 2017

USBWA NATIONAL DEFENSIVE PLAYER OF THE**YEAR****Hannah Hidalgo** **2026****USBWA NATIONAL FRESHMAN OF THE YEAR**

Jacqueline Bateast	2002
Jewell Loyd	2013

USBWA WOMEN'S BASKETBALL SCHOLAR-ATHLETE OF THE YEAR

Ruth Riley	2000
------------	------

UPI ALL-AMERICA TEAM

Katryna Gaither	1996 (Honorable Mention)
Beth Morgan	1996 (Honorable Mention)

WOODEN AWARD ALL-AMERICA TEAM

Skylar Diggins	2012, 2013
Hannah Hidalgo	2024, 2025, 2026
Jewell Loyd	2015
Kayla McBride	2014

ESPNW ALL-AMERICA TEAM

Hannah Hidalgo	2024, 2025, 2026
Arike Ogunbowale	2018, 2019
Olivia Miles	2025

ESPNW DEFENSIVE PLAYER OF THE YEAR**Hannah Hidalgo** **2026****USA TODAY ALL-AMERICA TEAM**

Hannah Hidalgo	2024, 2026
Arike Ogunbowale	2018

SENIOR CLASS AWARD ALL-AMERICA TEAM

Lindsay Allen	2017 (Second Team)
Skylar Diggins	2013 (First Team)
Natalie Novosel	2012 (Second Team)
Brianna Turner	2019 (First Team)

NCAA WOMEN'S FINAL FOUR MOST OUTSTANDING PLAYER

Arike Ogunbowale	2018
Ruth Riley	2001

NCAA WOMEN'S FINAL FOUR ALL-TOURNAMENT TEAM

Skylar Diggins	2011, 2012
Niele Ivey	2001
Jewell Loyd	2014, 2015
Marina Mabrey	2019
Kayla McBride	2014
Arike Ogunbowale	2018, 2019
Devereaux Peters	2011
Ruth Riley	2001
Jessica Shepard	2018
Brianna Turner	2015

NCAA CHAMPIONSHIP REGIONAL MVP

Lindsay Allen	2015 (Oklahoma City)
Skylar Diggins	2011 (Dayton), 2012 (Raleigh), 2013 (Norfolk)
Katryna Gaither	1997 (East)
Jewell Loyd	2014 (Notre Dame)
Arike Ogunbowale	2017 (Lexington), 2018 (Spokane), 2019 (Chicago)
Ruth Riley	2001 (Midwest)

NCAA REGIONAL ALL-TOURNAMENT TEAM



Natalie Achonwa	2012 (Raleigh), 2013 (Norfolk), 2014 (Notre Dame)
Lindsay Allen	2015 (Oklahoma City), 2017 (Lexington)
Jacqueline Batteast	2004 (East)
Becca Bruszewski	2011 (Dayton)
Skyлар Diggins	2011 (Dayton), 2012 (Raleigh), 2013 (Norfolk)
Katryna Gaither	1997 (East)
Melissa Lechlitner	2010 (Kansas City)
Jewell Loyd	2014 (Notre Dame), 2015 (Okla. City)
Marina Mabrey	2017 (Lexington), 2018 (Spokane)
Kayla McBride	2012 (Raleigh), 2013 (Norfolk), 2014 (Notre Dame)
Olivia Miles	2022 (Bridgeport)
Beth Morgan	1997 (East)
Natalie Novosel	2011 (Dayton), 2012 (Raleigh)
Arike Ogunbowale	2017 (Lexington), 2018 (Spokane), 2019 (Chicago)
Alicia Ratay	2001 (Midwest)
Ruth Riley	2000 (Midwest), 2001 (Midwest)
Jessica Shepard	2019 (Chicago)
Kelley Siemon	2001 (Midwest)

POSTSEASON NWIT/WNIT ALL-TOURNAMENT TEAM

Katryna Gaither	1995
Mary Gavin	1986
Trena Keys	1986
Karen Robinson	1991

PRESEASON WNIT ALL-TOURNAMENT TEAM

Charel Allen	2007
Lindsay Allen	2016
Jacqueline Batteast (MVP)	2004
Skyлар Diggins	2011
Megan Duffy	2004
Katryna Gaither	1996
Natalie Novosel	2011
Arike Ogunbowale (MVP)	2016

ACC PLAYER OF THE YEAR

Hannah Hidalgo	2025, 2026
Jewell Loyd	2015
Kayla McBride	2014 (Coaches)
Brianna Turner	2016

ACC COACH OF THE YEAR

Niele Ivey	2023
Muffet McGraw	2014, 2016

ACC ROOKIE OF THE YEAR

Sonia Citron	2022
Hannah Hidalgo	2024
Brianna Turner	2015
Maddy Westbeld*	2021

* Coaches Poll

ACC DEFENSIVE PLAYER OF THE YEAR

Hannah Hidalgo	2024, 2025, 2026
Brianna Turner	2016, 2017, 2019

ACC ALL-CONFERENCE TEAM

Natalie Achonwa	2014 (Second Team)
Lindsay Allen	2016, 2017 (First Team)
Madison Cable	2016 (First Team)
Sonia Citron	2023, 2025 (First Team), 2024 (Second Team)
Maya Dodson	2022 (Second Team)
Hannah Hidalgo	2024, 2025, 2026 (First Team)
Liatu King	2025 (Second Team)
Jewell Loyd	2014, 2015 (First Team)
Marina Mabrey	2018 (Second Team)
Kayla McBride	2014 (First Team)

Olivia Miles	2022, 2023, 2025 (First Team)
Arike Ogunbowale	2018, 2019 (First Team)
Cassandra Prosper	2026 (Second Team)
Jessica Shepard	2018, 2019 (First Team)
Brianna Turner	2015, 2016, 2017 (First Team), 2019 (Second Team)
Destinee Walker	2020 (Honorable Mention)
Maddy Westbeld	2021 (First Team), 2023, 2024 (Second Team)
Jackie Young	2018 (Honorable Mention), 2019 (Second Team)

ACC ALL-DEFENSIVE TEAM

Sonia Citron	2025
Maya Dodson	2022
Hannah Hidalgo	2024, 2025, 2026
Jewell Loyd	2014, 2015
Brianna Turner	2015, 2016, 2017, 2019

ACC ALL-FRESHMAN TEAM

KK Bransford	2023
Sam Brunelle	2020
Sonia Citron	2022
Katlyn Gilbert	2020
Hannah Hidalgo	2024
Kate Koval	2025
Anaya Peoples	2020
Brianna Turner	2015
Maddy Westbeld	2021
Jackie Young	2017

ACC TOURNAMENT MVP

Lindsay Allen	2017
Madison Cable	2016
Hannah Hidalgo	2024
Jewell Loyd	2014, 2015
Jackie Young	2019

ACC ALL-TOURNAMENT TEAM

Natalie Achonwa	2014 (Second Team)
Lindsay Allen	2016, 2017 (First Team)
Madison Cable	2015 (Second Team), 2016 (First Team)
Sonia Citron	2024 (First Team), 2023 (Second Team)
Hannah Hidalgo	2024 (First Team), 2025 (Second Team), 2026 (First Team)
Jewell Loyd	2014, 2015 (First Team)
Marina Mabrey	2017, 2018 (First Team)
Kayla McBride	2014 (First Team)
Olivia Miles	2022, 2025 (Second Team)
Arike Ogunbowale	2017, 2018 (First Team), 2019 (Second Team)
Taya Reimer	2015 (Second Team)
Jessica Shepard	2018 (Second Team), 2019 (Second Team)
Brianna Turner	2015, 2016 (First Team), 2017 (Second Team)
Maddy Westbeld	2024 (First Team)
Jackie Young	2019 (First Team)

ACC PLAYER OF THE WEEK

Lindsay Allen	2015 (Dec. 28)
Madison Cable	2016 (Feb. 8), 2015 (Dec. 14)
Maya Dodson	2021 (Dec. 27)
Hannah Hidalgo	2023 (Nov. 20 & Dec. 26), 2024 (March 4, Nov. 18, Nov. 25, Dec. 16), 2025 (Feb. 3, Nov. 10, Nov. 17, Dec. 8), 2026 (Jan. 12, Feb. 2, Feb. 23, March 2)
Jewell Loyd	2015 (Jan. 26, Feb. 23), 2014 (Feb. 24, Dec. 8, Dec. 15)
Dara Mabrey	2022 (Jan. 17)
Marina Mabrey	2017 (Feb. 20)
Kayla McBride	2014 (Feb. 3)
Olivia Miles	2022 (Jan. 31), 2023 (Dec. 5) (Dec. 19), 2024 (Nov. 11, Dec. 31)
Arike Ogunbowale	2016 (Nov. 14), 2018 (Jan. 22), (Nov. 19), (Dec. 23)



2025-26 NOTRE DAME WOMEN'S BASKETBALL

Jessica Shepard	2017 (Dec. 18), 2018 (Jan. 29)
Brianna Turner	2016 (Dec. 12), 2015 (Jan. 19)
Jackie Young	2017 (Nov. 27)

ACC FRESHMAN OF THE WEEK

KK Bransford	2023 (Feb. 28)
Sam Brunelle	2020 (Dec. 16, March 2)
Sonia Citron	2021 (Nov. 15, No. 22, Dec. 6, Dec. 20), 2022 (Jan. 31, Feb. 14)
Katlyn Gilbert	2020 (Feb. 10)
Hannah Hidalgo	2023 (Nov. 13, 20, 27; Dec. 18, 26), 2024 (Jan. 2, 8, 15, 29; Feb. 5, 12; March 4)
Kate Koval	2024 (Nov. 18)
Anaya Peoples	2020 (Dec. 2)
Brianna Turner	2015 (Jan. 5, Jan. 19, Jan. 26), 2014 (Nov. 17, Nov. 24, Dec. 29)
Maddy Westbeld	2020 (Dec. 7), 2021 (Jan. 3)
Jackie Young	2017 (Feb. 13), 2016 (Dec. 5)

ALL-ACC ACADEMIC TEAM

Natalie Achonwa	2014
Erin Boley	2017
KK Bransford	2026
Jenna Brown	2023
Sonia Citron	2022, 2023, 2024, 2025
Anna DeWolfe	2024
Maya Dodson	2022
Lauren Ebo	2023
Hannah Hidalgo	2025
Liza Karlen	2025
Liatu King	2025
Dara Mabrey	2021, 2022, 2023
Marina Mabrey	2016
Natalija Marshall	2023, 2024
Olivia Miles	2022, 2023, 2025
Arike Ogunbowale	2016
Anaya Peoples	2021
Marta Sniezek	2020
Destinee Walker	2020, 2021
Kylee Watson	2023
Maddy Westbeld	2021, 2025

ACC ACADEMIC HONOR ROLL

Natalie Achonwa	2014
Lindsay Allen	2017
Nicole Benz	2018, 2019, 2020, 2021
Erin Boley	2017
Sam Brunelle	2021
Maureen Butler	2018, 2019
Alli Campbell	2021
Katie Cole	2018, 2019, 2020
Whitney Holloway	2015
Hannah Huffman	2014, 2015, 2016
Katie Keyes	2020
Jewell Loyd	2014
Dara Mabrey	2021
Marina Mabrey	2016
Michaela Mabrey	2016
Nat Marshall	2021
Kayla McBride	2014
Catherine Murdock	2020
Margaret Murdock	2020
Kristina Nelson	2015, 2017
Jordan Nixon	2019
Arike Ogunbowale	2016, 2019
Ali Patberg	2016, 2017
Danielle Patterson	2018, 2019
Anaya Peoples	2020, 2021
Abby Prohaska	2019, 2020, 2021
Taya Reimer	2014, 2015
Marta Sniezek	2020

Brianna Turner	2017, 2018, 2019
Mikki Vaughn	2018, 2019, 2020
Destinee Walker	2020, 2021
Maddy Westbeld	2021
Markisha Wright	2015, 2016
Jackie Young	2017

BIG EAST PLAYER OF THE YEAR

Jacqueline Batteast	2005
Skylar Diggins	2012, 2013
Ruth Riley	2001

BIG EAST COACH OF THE YEAR

Muffet McGraw	2001, 2013
---------------	------------

BIG EAST DEFENSIVE PLAYER OF THE YEAR

Devereaux Peters	2011, 2012
Ruth Riley	1999, 2000, 2001

BIG EAST MOST IMPROVED PLAYER

Megan Duffy	2004
Natalie Novosel	2011
Kelley Siemon	2001

BIG EAST ROOKIE/FRESHMAN OF THE YEAR

Jacqueline Batteast	2002
Jewell Loyd	2013
Alicia Ratay	2000

BIG EAST FEMALE SCHOLAR-ATHLETE OF THE YEAR

Ruth Riley	2001
------------	------

BIG EAST WOMEN'S BASKETBALL SCHOLAR-ATHLETE OF THE YEAR

Megan Duffy	2006
Alicia Ratay	2003
Ruth Riley	2001

BIG EAST ALL-CONFERENCE TEAM

Natalie Achonwa	2013 (First Team)
Charel Allen	2007, 2008 (First Team)
Ashley Barlow	2009, 2010 (Second Team), 2008 (Honorable Mention)
Jacqueline Batteast	2004, 2005 (First Team), 2002, 2003 (Second Team)
Skylar Diggins	2011, 2012, 2013 (First Team), 2010 (Second Team)
Megan Duffy	2005, 2006 (First Team), 2004 (Honorable Mention)
Katryna Gaither	1996, 1997 (First Team)
Niele Ivey	2001 (First Team), 2000 (Second Team), 1999 (Third Team)
Jewell Loyd	2013 (Honorable Mention)
Kayla McBride	2013 (First Team)
Sheila McMillen	1999 (Second Team)
Beth Morgan	1996, 1997 (First Team)
Natalie Novosel	2011, 2012 (First Team)
Devereaux Peters	2011, 2012 (First Team)
Alicia Ratay	2003 (Honorable Mention), 2002 (First Team), 2001 (Third Team)
Ruth Riley	1999, 2000, 2001 (First Team)
Lindsay Schrader	2009, 2010 (First Team), 2008 (Honorable Mention)
Kelley Siemon	2001 (Honorable Mention)

BIG EAST ALL-FRESHMAN TEAM

Natalie Achonwa	2011
Charel Allen	2005
Ashley Barlow	2007



Jacqueline Batteast	2002
Skylar Diggins	2010
Courtney LaVere	2003
Melissa Lechlitner	2007
Jewell Loyd	2013
Brittany Mallory	2008
Natalie Novosel	2009
Devereaux Peters	2008
Alicia Ratay	2000
Ruth Riley	1998
Erica Solomon	2009
Erica Williamson	2007

BIG EAST TOURNAMENT MVP

Kayla McBride	2013
---------------	------

BIG EAST ALL-TOURNAMENT TEAM

Skylar Diggins	2010, 2011, 2013
Megan Duffy	2005
Katryna Gaither	1996, 1997
Jewell Loyd	2013
Kayla McBride	2012, 2013
Sheila McMillen	1999
Beth Morgan	1996, 1997
Natalie Novosel	2011
Devereaux Peters	2012
Ruth Riley	1999, 2001
Kelley Siemon	2001

BIG EAST PLAYER OF THE WEEK

Charel Allen	2007 (Jan. 22, Feb. 12)
Jacqueline Batteast	2005 (Jan. 24, Feb. 14), 2004 (Nov. 22, Dec. 20), 2003 (Dec. 29)
Teresa Borton	2005 (Feb. 28)
Melissa D'Amico	2005 (Dec. 19)
Skylar Diggins	2013 (Feb. 18, March 5), 2012 (Jan. 9, Feb. 28, Dec. 23), 2011 (Feb. 14, Nov. 21)
Megan Duffy	2006 (Jan. 23, Feb. 27), 2003 (Dec. 8)
Katryna Gaither	1997 (Jan. 13), 1996 (Jan. 9 & 16, Nov. 25, Dec. 2)
Danielle Green	1998 (Nov. 23)
Niele Ivey	2000 (Jan. 17), 1999 (Feb. 8, Nov. 27), 1998 (Nov. 16, Dec. 15)
Kayla McBride	2013 (Jan. 7)
Sheila McMillen	1999 (Feb. 22)
Beth Morgan	1997 (Feb. 2), 1995 (Dec. 4)
Natalie Novosel	2011 (Dec. 19)
Devereaux Peters	2012 (Jan. 23)
Alicia Ratay	2003 (Feb. 17), 2002 (Feb. 18 & 25)
Ruth Riley	2001 (Jan. 1 & 22, Feb. 12), 2000 (Feb. 21), 1999 (Jan. 11, Feb. 1, Dec. 6), 1998 (Dec. 28)
Kelley Siemon	2000 (Feb. 7)

BIG EAST ROOKIE/FRESHMAN OF THE WEEK

Natalie Achonwa	2010 (Dec. 13)
Charel Allen	2005 (Feb. 7)
Jacqueline Batteast	2002 (Jan. 7 & 28, Feb. 11), 2001 (Dec. 3, 10 & 17)
Diana Braendly	1996 (Feb. 12)
Skylar Diggins	2010 (Jan. 11 & 25, Feb. 8), 2009 (Nov. 23)
Katy Flecky	2002 (Feb. 25)
Erica Haney	1999 (Feb. 22)
Sherisha Hills	1998 (Nov. 30)
Courtney LaVere	2003 (March 3)
Jewell Loyd	2013 (Jan. 14, Feb. 25), 2012 (Nov. 26, Dec. 10)
Natalie Novosel	2009 (Jan. 12), 2008 (Dec. 29)
Alicia Ratay	2000 (Jan. 10, Feb. 7, 14 & 21), 1999 (Dec. 6 & 20)
Ruth Riley	1998 (Jan. 12, 19 & 26)
Lindsay Schrader	2005 (Nov. 21)
Kellie Watson	2008 (Dec. 1 & 8)
Markisha Wright	2012 (Jan. 2)

BIG EAST ALL-ACADEMIC TEAM

Charel Allen	2008
Jeanine Augustin	1996, 1997
Veronica Badway	2011
Ashley Barlow	2009, 2010
Jacqueline Batteast	2004, 2005
Diana Braendly	1996, 1998, 1999
Teresa Borton	2002, 2003, 2004, 2005
Alena Christiansen	2010
Skylar Diggins	2010, 2011, 2012, 2013
Megan Duffy	2003, 2004, 2005, 2006
Imani Dunbar	2000, 2001
Crystal Erwin	2006
Stacy Fields	1996
Katy Flecky	2002, 2004
Mary Forr	2011
Tulyah Gaines	2006, 2007
Breona Gray	2006
Danielle Green	1996, 1999
Hannah Huffman	2013
Whitney Holloway	2012, 2013
Monique Hernandez	2001, 2004
Kari Hutchinson	1998
Adrienne Jordan	1996, 1997
Jeneka Joyce	2001, 2002, 2004
Jill Krause	2002
Courtney LaVere	2005, 2006
Melissa Lechlitner	2007, 2008, 2009, 2010
Brittany Mallory	2012
Sheila McMillen	1999
Fraderica Miller	2009, 2010, 2012
Beth Morgan	1996
Natalie Novosel	2012
Mollie Peirick	1998
Carey Poor	1996
Susie Powers	2004, 2005
Alicia Ratay	2000, 2001, 2002, 2003
Ruth Riley	1998, 1999, 2000, 2001
Lindsay Schrader	2006, 2009
Le'Tania Severe	2002, 2003, 2004
Karen Swanson	2000, 2001, 2002, 2003
Amanda Tsipis	2005, 2006, 2007, 2008
Kaila Turner	2013
Anne Weese	2004
Kelsey Wicks	2002
Erica Williamson	2007, 2009, 2010

MIDWESTERN COLLEGIATE CONFERENCE PLAYER OF THE YEAR

Karen Robinson	1990, 1991
----------------	------------

MIDWESTERN COLLEGIATE CONFERENCE COACH OF THE YEAR

Muffet McGraw	1991
---------------	------

MIDWESTERN COLLEGIATE CONFERENCE NEWCOMER OF THE YEAR

Beth Morgan	1994
-------------	------

MIDWESTERN COLLEGIATE CONFERENCE TOURNAMENT MVP

Krissi Davis	1989, 1991
Margaret Nowlin	1992
Karen Robinson	1990

ALL-MIDWESTERN COLLEGIATE CONFERENCE TEAM

Letitia Bowen	1994 (First Team), 1993 (Second Team)
Krissi Davis	1991 (First Team)



2025-26 NOTRE DAME WOMEN'S BASKETBALL

Katryna Gaither	1995 (First Team)
Sara Liebscher	1989 (Second Team)
Beth Morgan	1994, 1995 (First Team)
Margaret Nowlin	1992 (First Team)
Karen Robinson	1989, 1990, 1991 (First Team)
Coquese Washington	1991, 1993 (Second Team)

MIDWESTERN COLLEGIATE CONFERENCE ALL-NEWCOMER TEAM

Stacy Fields	1993
Comalita Haysbert	1989
Michelle Marciniak	1992
Beth Morgan	1994
Kristin Knapp	1991
Mollie Peirick	1995
Coquese Washington	1990

MIDWESTERN COLLEGIATE CONFERENCE ALL-TOURNAMENT TEAM

Letitia Bowen	1994
Krissi Davis	1989, 1991
Beth Morgan	1994
Margaret Nowlin	1990, 1992
Sherri Orlosky	1992
Karen Robinson	1989, 1990, 1991

MIDWESTERN COLLEGIATE CONFERENCE PLAYER OF THE WEEK

Letitia Bowen	1993 (Jan. 10, March 6)
Krissi Davis	1991 (March 10), 1990 (March 6)
Katryna Gaither	1995 (Jan. 16, Feb. 26)
Comalita Haysbert	1992 (Feb. 3)
Michelle Marciniak	1991 (Dec. 9)
Beth Morgan	1994 (Feb. 7), 1993 (Dec. 26)
Margaret Nowlin	1992 (March 16), 1990 (Feb. 18)
Sherri Orlosky	1991 (Dec. 23)
Karen Robinson	1991 (Feb. 18), 1990 (Jan. 28), 1988 (Dec. 5)

NORTH STAR CONFERENCE PLAYER OF THE YEAR

Trena Keys	1985, 1986
------------	------------

NORTH STAR CONFERENCE COACH OF THE YEAR

Mary DiStanslao	1985, 1986
Muffet McGraw	1988

ALL-NORTH STAR CONFERENCE TEAM

Sandy Botham	1986, 1987, 1988 (First Team), 1985 (Second Team)
Heidi Bunek	1987, 1988 (Second Team)
Mary Gavin	1987 (First Team), 1986, 1988 (Second Team)
Mary Beth Schueth	1985 (First Team), 1984 (Second Team)

USBWA FRESHMAN OF THE WEEK

KK Bransford	2023 (Feb. 28)
Hannah Hidalgo	2023 (Nov. 20, Dec. 27), 2024 (Jan. 29)
Kate Koval	2024 (Nov. 19)

USBWA NATIONAL PLAYER OF THE WEEK

Sonia Citron	2024 (Dec. 10)
Hannah Hidalgo	2024 (Nov. 26, Dec. 17), 2025 (Feb. 4, Dec. 23), 2026 (Feb. 25, March 4)
Liatu King	2025 (Jan. 14)
Olivia Miles	2024 (Nov. 12, Dec. 31)
Cassandra Prosper	2025 (Dec. 16), 2026 (Jan. 13)

BYRON V. KANALEY AWARD

Awarded to a Notre Dame senior student-athlete who is most exemplary as a student and leader.

Sonia Citron	2025
Krissi Davis	1991
Skylar Diggins	2013
Megan Duffy	2006
Lisa Kuhns	1990
Carol Lally	1979
Maggie Lally	1981
Kara Leary	1994
Melissa Lechlitner	2010
Ruth Riley	2001

FRANCIS PATRICK O'CONNOR AWARD

Awarded to a male and female student-athlete who display the total embodiment of the true spirit of Notre Dame as exemplified by their contributions and inspiration to their respective teams.

Lindsay Allen	2017
Megan Duffy	2006
Kayla McBride	2014
Sheila McMillen	1999
Coquese Washington	1993

COMMUNITY CHAMPION AWARD

Awarded to Notre Dame student-athletes to recognize their contributions to the University and the community at-large.

Erica Williamson	2010
------------------	------

MONOGRAM CLUB TEAM MVP

Charel Allen	2007, 2008
Lindsay Allen	2016, 2017
Jacqueline Batteast	2002*, 2003, 2004, 2005
Becca Bruszewski	2011
Skylar Diggins	2013
Megan Duffy	2006
Melissa Lechlitner	2009, 2010
Jewell Loyd	2015
Kayla McBride	2014
Natalie Novosel	2012*
Arike Ogunbowale	2018
Devereaux Peters	2012*
Alicia Ratay	2002*

* co-recipients

WOODY MILLER PLAYER OF THE YEAR

Named in honor of late South Bend Tribune women's basketball beat writer Forrest "Woody" Miller and selected annually through vote of media covering Notre Dame women's basketball.

Lindsay Allen	2017
Madison Cable	2016
Skylar Diggins	2011, 2012, 2013
Hannah Hidalgo	2024
Jewell Loyd	2015
Kayla McBride	2014
Olivia Miles	2023
Arike Ogunbowale	2018
Lindsay Schrader	2010

NOTRE DAME CLUB OF ST. JOSEPH VALLEY ROCKNE STUDENT-ATHLETE AWARD

Nicole Benz	2018
Veronica Badway	2011
Sarah Cernugel	2024
Alena Christiansen	2010
Megan Duffy	2005, 2006
Whitney Holloway	2013
Hannah Huffman	2014, 2015
Jeneka Joyce	2004
Melissa Lechlitner	2009
Fraderica Miller	2012

Ali Patberg	2016, 2017
Alicia Ratay	2003*
Karen Swanson	2002, 2003*
Amanda Tsipis	2007, 2008

* co-recipients

TEAM MOST IMPROVED PLAYER

Teresa Borton	2003
Ariel Braker	2013
Becca Bruszewski	2008, 2009
Madison Cable	2016*
Megan Duffy	2004
Katy Flecky	2002
Tulyah Gaines	2006, 2007*
Breona Gray	2005
Michaela Mabrey	2014
Kayla McBride	2012
Kristina Nelson	2018*
Natalie Novosel	2010, 2011
Arike Ogunbowale	2017
Taya Reimer	2015
Kylee Watson	2023
Kathryn Westbeld	2016*
Erica Williamson	2007*
Maddy Westbeld	2024
Jackie Young	2018*

* co-recipients

TEAM DEFENSIVE PLAYER OF THE YEAR

Amanda Barksdale	2002
Ashley Barlow	2009, 2010*
Teresa Borton	2003*
Sonia Citron	2023
Skylar Diggins	2010*
Tulyah Gaines	2008
Breona Gray	2005, 2006, 2007
Monique Hernandez	2004*
Hannah Hidalgo	2024
Jewell Loyd	2013, 2014
Marina Mabrey	2018*
Brittany Mallory	2011, 2012
Le'Tania Severe	2003*, 2004*
Brianna Turner	2015, 2016, 2017
Jackie Young	2018*

* - co-recipients

TEAM SPIRIT AWARD

Sarah Cernugel	2024
Alena Christiansen	2009, 2010
Mary Forr	2011
Whitney Holloway	2012, 2014, 2015
Hannah Huffman	2016
Dara Mabrey	2023
Kristina Nelson	2017
Cassandra Prosper	2024
Karen Swanson	2003
Amanda Tsipis	2005, 2006, 2007, 2008
Kailla Turner	2013
Mikayla Vaughn	2018
Anne Weese	2004
Kelsey Wicks	2002
Erica Williamson	2010

* - co-recipients

INTERNATIONAL SUCCESS

Through the years, the University of Notre Dame women's basketball program not only has achieved success during the college season, but also has seen its players and coaches reach similar heights on the international stage while representing four different countries, including the United States.

All told, the Irish have seen 34 players who have successfully competed in domestic and/or international competition (with either USA, Canada, Philippines or Nigeria Basketball). The players having won 66 medals (including 46 golds, led by four Olympic gold medalists — Ruth Riley, Skyler Diggins, Jewell Loyd [x2] and Jackie Young [x2]). After winning the 2022 WNBA Finals with the Las Vegas Aces, Young became just the second player in Irish history to win a national title, a WNBA championship and an Olympic gold medal (Ruth Riley).

At least one Notre Dame player (either an alumnus, current player or incoming freshman) has played for a USA or Canada Basketball team at an international tournament for the last 19 years (2008-2026).

Most recently, and in the coaching category, Ivey served as the head coach for the U18 AmeriCup, her first head coaching appointment by USA Basketball. The team went undefeated and earned a gold medal. Incoming freshman Sangha was on the other bench during the final, winning a silver medal with Team Canada.

A crop of five players kept the tradition going during the summer of 2024, as Loyd, Young, Natalie Achonwa, Cassandre Prosper and Lauren Ebo played in the 2024 Olympic Games in Paris. Young and Loyd helped the Women's National Team to a record eighth-straight gold medal, the longest Olympic gold medal streak in a traditional team sport. Young emerged as a go-to guard during the competition, averaging 9.5 ppg, 2.3 rpg, 2.3 apg and team-high-tying 1.5 spg in 19.2 mpg. She started four of the six games.

Current All-America point guard Hannah Hidalgo helped keep the tradition going in 2023. Hidalgo, an incoming freshman at the time, won the gold with the Team USA U19 National Team at the FIBA U19 World Cup. Along the way, she broke two Team USA single-game records (assists: 13 and steals: 8). Hidalgo's 5.4 assists per game ranked second in the entire tournament. Also in 2023, Prosper, who became just the second player to ever enroll early to Irish women's basketball (Olivia Miles) won a pair of bronze medals for Team Canada at both the U19 World Cup and the AmeriCup. She was Team Canada's leading scorer at the former, posting 16.2 points per contest.

Among the most recent Irish graduates, Sonia Citron and Maddy Westbeld have also competed abroad for their country while associated with Notre Dame. Citron won a gold medal at the FIBA U19 World Cup in 2021, and Westbeld played for the 3x3 U23 Nations League Team in 2022.

On Sept. 30, 2018, Jewell Loyd won a gold medal the FIBA World Cup with the USA National Team, becoming the first USA player to win both a five-on-five World Cup and 3x3 World Cup (2014) gold medal.

In August of 2017, Ogunbowale and the U23 USA squad travelled to Tokyo and won the Four Nations Tournament, defeating host Japan, Australia and Canada in a three-game round-robin tournament.

Natalie Achonwa became the first Irish to be a multi-time Olympian, appearing for Team Canada in Rio in 2016 and London in 2012. She led Canada to a quarterfinals appearance in 2016 and also reached the quarters at the 2012 London games. With her fourth appearance at the Olympic Games in 2024, Achonwa became the only Canadian basketball player to achieve in the honor. In 2009, Achonwa also made history as the youngest player selected to the Canadian Senior National Team when she was just 16 years old.

The summer of 2015 was particularly busy for Notre Dame on the international front, led by Achonwa (14), who nabbed a pair of gold medals with Team Canada at the Pan Am Games and FIBA Americas Championship. Ogunbowale (3x3 National Championships) also earned a gold medals with USA Basketball at the FIBA 3x3 World Championships, while

Marquez (Pan Am Games) added a silver medal to her collection.

In 2014, Jewell Loyd earned two gold medals in 3x3 play with the USA Basketball 3x3 National Team at the national championships in Colorado Springs, as well as the FIBA 3x3 World Championships in Moscow, Russia.

That same summer, Turner earned her fifth career USA Basketball gold medal (first since signing to attend Notre Dame) as a starter and captain with the 2014 USA U18 Americas Championship Team. One of Turner's teammates on that squad was current Fighting Irish freshman guard Marina Mabrey (who declared her intention to enroll at Notre Dame later that year).

Skylar Diggins ('13) and Kayla McBride ('14) were members of the 2014-16 USA Basketball player pool and were among 16 finalists for the 2014 USA World Championship Team. They were the first Irish players to suit up with the USA Senior Women's National Team since Riley's 2004 Olympic appearance, and McBride, who joined the player pool prior to her senior season (2013-14), became the first active Notre Dame player to train with the USA Senior Women's National Team.

Along with Achonwa's Olympic debut in the summer of 2012, Michaela Mabrey laid the foundation for her college career by leading the USA U18 National Team to the gold medal at the 2012 FIBA Americas U18 Championship in Puerto Rico. Mabrey was joined on that team by Marquez, giving the Fighting Irish another tie to international championship gold.

At the 2012 U17 World Championship in Amsterdam, Netherlands, Lindsay Allen and Turner combined to lead the Americans to a 9-0 record and the gold medal.

As it turns out, Notre Dame is no stranger to international success on the U17 level, as Loyd helped USA Basketball to the title at the inaugural FIBA U17 World Championship in 2010 in Toulouse, France.

Diggins wrapped the summer of 2012 in historic fashion, earning her fifth USA Basketball gold medal, pacing the United States to the gold at the inaugural 3x3 World Championships in Athens, Greece.

A year earlier, Diggins teamed up with fellow Notre Dame All-Americans Natalie Novosel and Devereaux Peters to become the first Fighting Irish trio to win gold medals for the same USA Basketball team in the same tournament, helping the U.S. to a 6-0 record and the 2011 World University Games title in Shenzhen, China.

Diggins averaged 12.3 ppg., while also leading all tournament players in assists (4.8 apg.) and ranking among the top 10 at the event in steals (third with team-high 3.3 spg.) and field-goal percentage (10th at .475). In fact, Diggins narrowly missed breaking two longstanding USA Basketball World University Games records, with her 20 steals ranking third all-time behind the 21 thefts collected in 1987 by Alisa Scott and Women's Basketball Hall of Famer/1988 Wade Trophy recipient Teresa Weatherspoon. Diggins' 29 assists also are third-most by a USA Basketball player at the World University Games, one off the record shared by Kamie Ethridge (1985) and Suzie McConnell (1987).

Peters also had an impressive showing at the World University Games as the leading American scorer off the bench (and fourth overall) with 10.0 points per game. She also was fourth on the team in rebounding (5.3 rpg.), and ranked among the top 10 in the entire tournament in field-goal percentage (fifth at .560, second-best on team) and blocked shots (ninth with team-high 1.0 bpg.).

Novosel was one of the "glue" players for the United States, starting all six games in her international debut and doing a bit of everything, winding up with 4.5 points, 3.3 rebounds and 1.6 steals per game, the latter total ranking fourth on the team.

Led by the Notre Dame trio, the United States set new USA Basketball World University Games records for scoring margin (+45.0 points per game) and average rebounds per game (56.5 rpg.). The Americans also posted their second-best scoring average ever at the World University Games, and best in 20 years (97.8 points per game); the record is 105.0 ppg. by the 1991 squad that included Hall of Famers Lisa Leslie, Dawn Staley and Ruthie Bolton), as well as their second-best defensive scoring average at the tournament, and best in 38 years (52.8 ppg.; the record is 48.0 ppg. set by the inaugural 1973 team).

Like Mabrey, McBride earned a place on the United States U18 National Team back in 2010, a squad that took home the gold medal at the FIBA U18 Americas Championship in Colorado Springs, Colo.

Owens made her mark as both an assistant coach and head coach in the USA Basketball program from 2006-09, helping the United States win four gold medals in as many international tournaments under her tutelage. The Chicago native coached twice at the FIBA U18 Americas Championship, striking gold as an assistant in 2006 and a head coach in 2008, and twice at the FIBA U19 World Championships, winning titles as an assistant in 2007 and head coach in 2009. During her four successful head-coaching runs with USA Basketball, Owens also had the opportunity to work with Diggins, adding an even greater Golden Dome glitter to the Americans' championship medals.

Other representatives of the Notre Dame women's basketball program to compete on the world stage include: Melissa Lechlitter ('10), who struck gold with the 2007 Women's U19 World Championship Team (making Lechlitter the first South Bend-area female to earn a gold medal in international basketball competition and paving the way for Diggins' gold rush), Megan Duffy ('06), who claimed a gold medal as a co-captain and starter for the 2005 USA World University Games Team, and Riley ('01), who made prior USA Basketball appearances in 1998 and 1999 before her historic Olympic gold medal in 2004, which made her one of just nine women's basketball players in history to win an NCAA title, a WNBA championship and an Olympic gold medal. Two other former Fighting Irish All-Americans — Katryna Gaither ('97) (two teams, two medals) and Cunningham ('97) (four teams, three medals) — also have suited up for Team USA since 1996.

FIGHTING IRISH ON NATIONAL TEAMS

NATALIE ACHONWA ('14/COACH) - TEAM CANADA

- 2009 - FIBA Americas *** (youngest player selected to the Canadian Senior National Team at age 16)
- 2010 - FIBA World Championships
- 2011 - FIBA Americas***
- 2012 - Olympic Games
- 2013 - FIBA Americas**
- 2015 - FIBA Americas*
- 2015 - Pan American Games*
- 2016 - Olympic Games
- 2020 - Olympic Games
- 2024 - Olympic Games
- 2025 - U19 Women's World Cup^

LINDSAY ALLEN ('17)

- 2012 U17 FIBA World Cup*

SAM BRUNELLE ('23)

- 2016 FIBA U17 World Cup***
- 2017 FIBA Americas U16 Championship*
- 2018 Youth Olympic Games*
- 2018 FIBA U17 World Cup*
- 2018 Latvia U17 International Invitational
- 2018 USA Basketball 3x3 National Championship

HEIDI BUNEK ('89)

- 1985 - USA Olympic Festival North Team***
- 1986 - USA Olympic Festival North Team**

SONIA CITRON ('25)

- 2021 - FIBA U19 World Cup*

VANESSA DE JESUS ('26) - TEAM PHILIPPINES

- 2025 - FIBA Women's Asia Cup

SKYLAR DIGGINS ('13)

- 2008 FIBA Americas U18 Championship*
- 2009 - USA U19 World Championship Team*
- 2011 - USA World University Games Team*
- 2012 - USA 3x3 World Championship Team*



- 2014-16 - USA Senior National Team Player Pool
- 2017-20 USA Senior National Team Player Pool
- 2020 - Olympic Games*

MEGAN DUFFY ('06)

- 2005 - USA World University Games Team*

LAUREN EBO ('23) - TEAM NIGERIA

- 2024 - Olympic Games

KATRYNA GAITHER ('97)

- 1997 - FIBA Americas Championship/Tournament of the Americas**
- 1999 - USA Pan American Games Team***

HANNAH HIDALGO ('27)

- 2023 - FIBA U19 Women's World Cup*
- 2025 - FIBA Women's AmeriCup*

NIELE IVEY ('01/COACH)

- 2023 - U19 National Team Trials
- 2024 - U18 AmeriCup*^
- 2025 - U19 World Cup*^
- 2026 - U18 AmeriCup*#

TRENA KEYS ('86)

- 1982 - USA Olympic Festival North Team
- 1983 - USA Olympic Festival North Team

KRISTIN KNAPP ('94)

- 1991 - USA Olympic Festival West Team***

MELISSA LECHLITNER ('10)

- 2007 - USA U19 World Championship Team*

JEWELL LOYD ('16)

- 2010 FIBA U17 World Cup*
- 2014 - USA 3x3 World Cup*
- 2018 - USA FIBA World Cup*
- 2017-20 USA Senior National Team Player Pool
- 2020 FIBA Olympic Qualifying
- First athlete to claim gold at FIBA's five-on-five and 3x3 world cups
- 2020 - Olympic Games*
- 2022 - USA FIBA World Cup*
- 2024 - Olympic Games*

MARINA MABREY ('19)

- 2014 - USA U18 FIBA Americas*
- 2023 - EuroLeague Women***

MICHAELA MABREY ('16)

- 2012 - USA U18 FIBA Americas*

ANNE MARQUEZ (ATHLETIC TRAINER)

- 2012 - USA U18 Americas Championship Team*+
- 2015 - USA Pan American Games Team**+
- 2019 - USA Pan American Games**+

KAYLA MCBRIDE ('14)

- 2010 - FIBA Americas U18 Championship*
- 2014-16 - USA Senior National Team Player Pool
- 2017-20 USA Senior National Team Player Pool

BETH (MORGAN) CUNNINGHAM ('97)

- 1996 - USA Basketball Select Team
- 1997 - FIBA Americas Championship/Tournament of the Americas**
- 1997 - USA World University Games Team*
- 1999 - USA Pan American Games Team***

NATALIE NOVOSEL ('12)

- 2011 - USA World University Games Team*

ARIKE OGUNBOWALE ('19)

- 2013 - U18 3x3 World Championship*
- 2013 - USA U16 Americas Championship*
- 2014 - Youth Olympic Games*
- 2014 - USA U17 World Championship*
- 2015 - USA 3x3 World Championship**
- 2017 - USA U23 Four Nations Tournament*
- 2019 - USA FIBA AmeriCup*
- 2019-20 USA National Team - added to Team Pool following 2019 AmeriCup
- 2020 FIBA Pre-Olympic Qualifying Tournament

CAROL OWENS (COACH)

- 2006 - USA U18 Americas*^
- 2007 - USA U19 World Cup*^
- 2008 - USA U18 Americas*#
- 2009 - USA U19 World Cup*#

DEVEREAUX PETERS ('11)

- 2011 - USA World University Games Team*

ANAYA PEOPLES ('23)

- 2018 FIBA Americas U18 Championship*

ABBY PROHASKA ('23)

- 2016 - FIBA U17 World Championship***

CASSANDRE PROSPER ('25) - TEAM CANADA

- 2023 Senior National Team FIBA Women's AmeriCup***
- 2023 - FIBA U19 Women's World Cup***
- 2024 - Olympic Games

ALICIA RATAY ('03)

- 1998 - World Youth Games***

RUTH RILEY ('01)

- 1998 - USA Basketball Select Team
- 1999 - USA World University Games Team**
- 2004 - USA Olympic Team*

KAREN (ROBINSON) KEYES ('91)

- 1987 - USA Olympic Festival East Team***
- 1989 - USA Olympic Festival East Team**

ISABELLA SANGHA ('30) - TEAM CANADA

- 2026 - U18 AmeriCup**

LINDSAY SCHRADER ('10)

- 2004 - Youth Development Festival - Team North

JESSICA SHEPARD ('19)

- 2014 - USA FIBA Americas U18 Championship*

BRIANNA TURNER ('19)

- 2012 - FIBA 3x3 U18 World Championship*
- 2012 - USA U17 World Championship*
- 2013 - FIBA Americas 3x3 U18 Championship*
- 2013 - FIBA 3x3 U18 World Championship*
- 2013 - USA U19 FIBA World Championship*
- 2014 - USA U18 Americas Championship Team*

MADDY WESTBELD ('24)

- 2022 - USA 3x3 U23 Nations League Team



JACKIE YOUNG ('19)

- 2019 3x3 World Beach Games in Qatar for Team USA
- 2020 3x3 USA Olympic Team*
- 2024 - Olympic Games*

* - won gold medal // ** - won silver medal // *** - won bronze medal
- head coach // ^ - assistant coach // + - athletic trainer

